



**AUDI FIS SKI WORLD CUP 2007/08**  
**Whistler, BC (CAN)**



5th MEN'S SUPER-G  
**ALPHABETICAL LIST OF COMPETITORS**

THU 21 FEB 2008

Number of Competitors: 67, Number of NOCs: 16

Nation	FIS Code	Name	FIS Points (8th of February 2008 – List 8)								
			DH		SL		GS		SG		SC
<b>ARG</b> (1)	30149	<b>SIMARI BIRKNER Cristian Javier</b>	84.65	(162)	16.11	(142)	12.76	(84)	77.61	(1133)	–
<b>AUS</b> (1)	40171	<b>BRANCH Craig</b>	25.68	(107)	101.46	(3221)	70.75	(2006)	21.96	(128)	71.88 (455)
<b>AUT</b> (11)	50761	<b>ALSTER Christoph</b>	13.71	(64)	126.53	(4169)	10.82	(71)	6.53	(33)	25.74 (131)
	50600	<b>GOERGL Stephan</b>	90.57	(712)	130.53	(4311)	5.03	(17)	5.07	(18)	–
	50451	<b>GRUBER Christoph</b>	4.65	(18)	158.95	(5270)	4.66	(15)	2.81	(7)	37.25 (217)
	50743	<b>LANZINGER Matthias</b>	19.38	(88)	113.12	(3709)	5.76	(25)	5.75	(25)	26.47 (140)
	50423	<b>MAIER Hermann</b>	4.63	(17)	150.04	(5004)	5.72	(24)	2.45	(6)	–
	50625	<b>RAICH Benjamin</b>	10.74	(41)	0.52	(3)	0.00	(1)	2.22	(4)	3.61 (6)
	50742	<b>REICHELTH Hannes</b>	16.90	(74)	180.96	(5891)	4.26	(13)	3.65	(11)	63.59 (408)
	51005	<b>SCHEIBER Mario</b>	4.52	(14)	29.24	(447)	5.93	(29)	1.71	(2)	5.99 (30)
	50858	<b>STREITBERGER Georg</b>	5.82	(27)	153.57	(5107)	13.18	(90)	4.81	(16)	27.26 (145)
	50919	<b>STRUGER Peter</b>	12.53	(55)	26.06	(354)	9.19	(51)	8.28	(35)	16.38 (69)
50041	<b>WALCHHOFFER Michael</b>	2.11	(3)	44.16	(926)	20.54	(196)	4.93	(17)	15.79 (64)	
<b>CAN</b> (7)	102814	<b>BOURQUE Francois</b>	12.63	(56)	33.90	(586)	3.97	(11)	5.28	(19)	18.73 (77)
	102961	<b>DIXON Robbie</b>	23.73	(103)	26.87	(387)	13.37	(94)	9.03	(36)	235.13 (976)
	103512	<b>FRISCH Jeffrey</b>	13.05	(58)	25.77	(340)	17.70	(148)	11.03	(39)	12.47 (47)
	102263	<b>GUAY Erik</b>	3.80	(7)	114.17	(3749)	11.82	(78)	3.26	(9)	51.81 (319)
	102873	<b>KUCERA John</b>	5.27	(21)	19.06	(198)	4.22	(12)	3.16	(8)	23.70 (113)
	102899	<b>OSBORNE-PARADIS Manuel</b>	4.15	(9)	50.31	(1155)	39.03	(744)	20.53	(109)	–
	103156	<b>WRIGHT Patrick</b>	10.87	(42)	55.95	(1395)	51.73	(1222)	21.73	(127)	25.30 (126)
<b>CRO</b> (1)	380260	<b>KOSTELIC Ivica</b>	8.84	(37)	3.84	(9)	27.43	(349)	16.81	(78)	2.45 (2)
<b>FIN</b> (1)	180534	<b>SANDELL Marcus</b>	–		17.00	(159)	5.80	(27)	37.18	(283)	47.94 (287)
<b>FRA</b> (5)	191116	<b>DALCIN Pierre-Emmanuel</b>	5.55	(23)	131.54	(4354)	23.86	(259)	10.47	(37)	–
	191778	<b>PICHOT Sebastien</b>	92.55	(751)	12.70	(96)	9.17	(50)	14.62	(63)	–
	191964	<b>POISSON David</b>	11.35	(43)	120.23	(3974)	43.41	(902)	18.20	(90)	33.95 (192)
	191423	<b>RICHARD Cyprien</b>	68.14	(408)	50.08	(1149)	6.62	(36)	22.47	(131)	–
	192746	<b>THEAUX Adrien</b>	7.43	(35)	33.08	(557)	17.00	(133)	10.93	(38)	5.88 (26)
<b>GBR</b> (1)	220228	<b>MICKEL Finlay</b>	19.16	(87)	126.73	(4176)	60.24	(1555)	13.61	(55)	–
<b>GER</b> (2)	201606	<b>KEPPLER Stephan</b>	16.93	(75)	189.99	(6100)	37.69	(693)	13.66	(58)	26.17 (137)

21-02-2008 / Whistler, BC (CAN) / 1052

Page 1/3

Data Processing by LONGINES

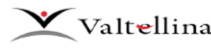
www.fis-ski.com

LONGINES Timing

Generation Date: THU 21 FEB 2008

Time: 10:22

Document: 32E 1.0



**ALPHABETICAL LIST OF COMPETITORS**

Number of Competitors: 67, Number of NOCs: 16

Nation	FIS Code	Name	FIS Points (8th of February 2008 – List 8)									
			DH		SL		GS		SG		SC	
<b>GER</b> (2)	201702	<b>NEUREUTHER Felix</b>	91.25	(724)	2.20	(6)	15.93	(116)	44.47	(381)	40.77	(238)
	<b>ITA</b> (9)	292000	<b>BLARDONE Massimiliano</b>	48.83	(254)	24.54	(306)	0.60	(3)	18.53	(92)	42.24
292967		<b>EISATH Florian</b>	11.78	(45)	26.25	(359)	9.71	(57)	18.10	(88)	5.58	(18)
292455		<b>FILL Peter</b>	4.25	(10)	31.20	(505)	7.37	(39)	4.71	(15)	5.00	(10)
291399		<b>GIRARDI Walter</b>	12.08	(51)	136.17	(4537)	22.30	(230)	5.83	(27)	–	
292056		<b>GUFLER Michael</b>	20.63	(95)	96.77	(3030)	8.95	(46)	17.34	(81)	16.02	(67)
292514		<b>HEEL Werner</b>	5.36	(22)	104.44	(3351)	48.89	(1113)	11.69	(42)	23.35	(110)
293006		<b>INNERHOFER Christof</b>	13.56	(63)	13.19	(101)	13.18	(90)	5.30	(20)	5.21	(14)
292491		<b>MOELGG Manfred</b>	70.53	(439)	1.47	(4)	1.85	(7)	44.80	(390)	39.83	(232)
290998		<b>STAUDACHER Patrick</b>	5.79	(25)	108.74	(3519)	40.85	(812)	3.69	(12)	5.70	(21)
<b>LIE</b> (1)		350032	<b>BUECHEL Marco</b>	3.54	(6)	166.15	(5479)	12.71	(82)	2.10	(3)	–
<b>NOR</b> (2)	421483	<b>JANSRUD Kjetil</b>	47.31	(247)	11.42	(74)	9.00	(47)	37.87	(292)	–	
	421400	<b>MYHRE Lars Elton</b>	13.91	(65)	12.35	(90)	18.72	(175)	13.61	(55)	5.58	(18)
<b>SLO</b> (4)	560406	<b>GORZA Ales</b>	29.47	(130)	26.64	(378)	5.76	(25)	12.69	(46)	5.26	(15)
	560332	<b>JERMAN Andrej</b>	3.25	(4)	34.53	(603)	40.64	(805)	5.50	(22)	4.75	(9)
	561067	<b>PERKO Rok</b>	11.64	(44)	41.43	(835)	16.23	(121)	12.43	(44)	21.17	(90)
	560447	<b>SPORN Andrej</b>	7.11	(34)	30.70	(488)	20.94	(208)	7.00	(34)	20.12	(83)
<b>SUI</b> (10)	510993	<b>ALBRECHT Daniel</b>	6.00	(31)	5.47	(26)	1.06	(5)	5.70	(24)	2.62	(3)
	510997	<b>BERTHOD Marc</b>	18.35	(85)	4.82	(18)	3.00	(9)	24.74	(153)	6.33	(33)
	510307	<b>BRAND Olivier</b>	26.55	(118)	64.98	(1737)	12.21	(81)	6.00	(31)	24.27	(119)
	510030	<b>CUCHE Didier</b>	0.00	(1)	410.32	(7574)	2.58	(8)	0.00	(1)	5.78	(23)
	510727	<b>DEFAGO Didier</b>	4.35	(11)	39.38	(753)	4.62	(14)	4.05	(13)	5.70	(21)
	510747	<b>GRUENENFELDER Tobias</b>	5.80	(26)	177.27	(5798)	14.12	(98)	11.25	(41)	–	
	510207	<b>HARI Konrad</b>	15.22	(69)	296.30	(7130)	23.10	(245)	12.87	(51)	51.83	(322)
	510165	<b>HOFER Beni</b>	12.40	(54)	136.65	(4564)	10.43	(67)	13.41	(54)	22.78	(106)
	510767	<b>HOFFMANN Ambrosi</b>	4.47	(12)	169.06	(5559)	18.34	(170)	5.34	(21)	–	
	511313	<b>JANKA Carlo</b>	26.19	(112)	11.88	(82)	7.74	(41)	20.76	(111)	11.03	(42)
<b>SWE</b> (3)	501101	<b>BYGGMARK Jens</b>	33.08	(150)	1.56	(5)	15.62	(113)	46.50	(418)	5.94	(28)
	501076	<b>OLSSON Hans</b>	12.04	(50)	16.81	(153)	17.96	(156)	15.83	(72)	5.78	(23)
	501026	<b>RAINER Niklas</b>	18.06	(82)	14.83	(130)	10.20	(64)	20.96	(114)	5.86	(25)
<b>USA</b> (8)	534040	<b>COCHRAN Jimmy</b>	57.78	(314)	5.21	(22)	9.77	(58)	53.51	(557)	45.96	(275)
	533842	<b>FRANCIS Kevin</b>	23.67	(102)	70.62	(1972)	25.53	(296)	18.78	(94)	21.02	(87)
	534567	<b>LANNING Thomas (tj)</b>	11.87	(47)	18.65	(186)	13.07	(86)	15.06	(67)	14.56	(57)
	534562	<b>LIGETY Ted</b>	9.84	(40)	3.57	(8)	0.67	(4)	18.68	(93)	4.43	(7)
	532431	<b>MILLER Bode</b>	1.65	(2)	5.85	(28)	3.74	(10)	2.28	(5)	0.00	(1)
	533866	<b>NYMAN Steven</b>	4.60	(16)	28.65	(418)	53.20	(1276)	5.99	(30)	14.00	(53)
	533131	<b>SULLIVAN Marco</b>	3.50	(5)	115.90	(3829)	37.01	(666)	14.03	(60)	51.06	(309)
	530939	<b>WEIBRECHT Andrew</b>	14.41	(66)	17.37	(168)	15.97	(117)	17.62	(82)	10.52	(39)



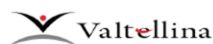
AUDI FIS SKI WORLD CUP 2007/08  
Whistler, BC (CAN)



5th MEN'S SUPER-G  
ALPHABETICAL LIST OF COMPETITORS

THU 21 FEB 2008

<b>LEGEND</b>				
<b>DH</b> Downhill	<b>SL</b> Slalom	<b>GS</b> Giant Slalom	<b>SG</b> Super-G	<b>SC</b> Super Combined
21-02-2008 / Whistler, BC (CAN) / 1052				Page 3/3
Data Processing by LONGINES		www.fis-ski.com		LONGINES Timing
Generation Date: THU 21 FEB 2008		Time: 10:22		Document: 32E 1.0





**AUDI FIS SKI WORLD CUP 2007/08**  
**Whistler, BC (CAN)**



**5th MEN'S SUPER-G**  
**DRAW LIST BY POINTS**

THU 21 FEB 2008

Number of Competitors: 67, Number of NOCs: 16 Ranked 100 in the FIS List: HOFER E. FIS Pts: 19.67

No.	FIS Code	Name	Nation	WCSL-SG	WCSL-O	FIS-SG
1	510030	CUCHE Didier	SUI	355 (1)	1307 (2)	0.00 (1)
2	51005	SCHEIBER Mario	AUT	268 (2)	576 (12)	1.71 (2)
3	350032	BUECHEL Marco	LIE	248 (3)	581 (11)	2.10 (3)
4	50625	RAICH Benjamin	AUT	242 (4)	1276 (3)	2.22 (4)
5	532431	MILLER Bode	USA	239 (5)	1397 (1)	2.28 (5)
6	50423	MAIER Hermann	AUT	230 (6)	505 (21)	2.45 (6)
7	50451	GRUBER Christoph	AUT	212 (7)	540 (15)	2.81 (7)
8	102873	KUCERA John	CAN	194 (8)	514 (18)	3.16 (8)
9	102263	GUAY Erik	CAN	189 (9)	477 (22)	3.26 (9)
10	50742	REICHELTH Hannes	AUT	169 (11)	324 (32)	3.65 (10)
11	290998	STAUDACHER Patrick	ITA	167 (12)	304 (33)	3.69 (11)
12	510727	DEFAGO Didier	SUI	149 (13)	560 (14)	4.05 (12)
13	292455	FILL Peter	ITA	115 (15)	508 (19)	4.71 (13)
14	50858	STREITBERGER Georg	AUT	110 (16)	194 (46)	4.81 (14)
15	50041	WALCHHOFER Michael	AUT	104 (17)	571 (13)	4.93 (15)
16	50600	GOERGL Stephan	AUT	97 (18)	204 (43)	5.07 (16)
17	102814	BOURQUE Francois	CAN	86 (19)	274 (35)	5.28 (17)
18	293006	INNERHOFER Christof	ITA	85 (20)	227 (39)	5.30 (18)
19	510767	HOFFMANN Ambrosi	SUI	83 (21)	303 (34)	5.34 (19)
20	+400 560332	JERMAN Andrej	SLO	75 (22)	529 (17)	5.50 (20)
21	+400 510993	ALBRECHT Daniel	SUI	65 (24)	748 (5)	5.70 (21)
22	50743	LANZINGER Matthias	AUT	62 (25)	131 (61)	5.75 (22)
23	291399	GIRARDI Walter	ITA	58 (27)	69 (82)	5.83 (23)
24	533866	NYMAN Steven	USA	50 (30)	257 (38)	5.99 (24)
25	292514	HEEL Werner	ITA	49 (31)	197 (45)	11.69 (34)
26	102961	DIXON Robbie	CAN	40 (32)	42 (104)	9.03 (29)
27	201606	KEPPLER Stephan	GER	38 (33)	60 (91)	13.66 (41)
28	510747	GRUENENFELDER Tobias	SUI	36 (34)	121 (62)	11.25 (33)
29	533131	SULLIVAN Marco	USA	30 (37)	348 (27)	14.03 (42)
30	560406	GORZA Ales	SLO	29 (38)	178 (49)	12.69 (36)
31	+400 380260	KOSTELIC Ivica	CRO	19 (41)	664 (9)	16.81 (46)
32	+400 534562	LIGETY Ted	USA	8 (47)	756 (4)	18.68 (52)
33	+400 292491	MOELGG Manfred	ITA	-	741 (6)	> 44.80 (64)
34	510307	BRAND Olivier	SUI	4 (56)	4 (159)	6.00 (25)
35	50761	ALSTER Christoph	AUT	8 (47)	8 (146)	6.53 (26)
36	560447	SPORN Andrej	SLO	12 (43)	40 (106)	7.00 (27)
37	50919	STRUGER Peter	AUT	3 (57)	3 (165)	8.28 (28)

21-02-2008 / Whistler, BC (CAN) / 1052

Page 1/2

Data Processing by LONGINES

www.fis-ski.com

LONGINES Timing

Generation Date: THU 21 FEB 2008

Time: 10:22

Document: 45A 1.0



Number of Competitors: 67, Number of NOCs: 16 Ranked 100 in the FIS List: **HOFER E.** FIS Pts: 19.67

No.	FIS Code	Name	Nation	WCSL-SG	WCSL-O	FIS-SG
38	191116	DALCIN Pierre-Emmanuel	FRA	24 (40)	135 (58)	10.47 (30)
39	192746	THEAUX Adrien	FRA	11 (44)	106 (65)	10.93 (31)
40	103512	FRISCH Jeffrey	CAN	1 (62)	8 (146)	11.03 (32)
41	561067	PERKO Rok	SLO	-	21 (128)	12.43 (35)
42	510207	HARI Konrad	SUI	-	17 (133)	12.87 (37)
43	510165	HOFER Beni	SUI	-	24 (120)	13.41 (38)
44	421400	MYHRE Lars Elton	NOR	5 (55)	102 (68)	13.61 (40)
45	220228	MICKEL Finlay	GBR	-	10 (144)	13.61 (39)
46	191778	PICHOT Sebastien	FRA	-	4 (159)	14.62 (43)
47	534567	LANNING Thomas (tj)	USA	10 (45)	44 (102)	15.06 (44)
48	501076	OLSSON Hans	SWE	6 (52)	93 (74)	15.83 (45)
49	292056	GUFLER Michael	ITA	8 (47)	38 (108)	17.34 (47)
50	530939	WEIBRECHT Andrew	USA	-	44 (102)	17.62 (48)
51	292967	EISATH Florian	ITA	3 (57)	72 (81)	18.10 (49)
52	191964	POISSON David	FRA	-	42 (104)	18.20 (50)
53	292000	BLARDONE Massimiliano	ITA	3 (57)	340 (28)	18.53 (51)
54	533842	FRANCIS Kevin	USA	-	-	18.78 (53)
55	102899	OSBORNE-PARADIS Manuel	CAN	9 (46)	261 (37)	> 20.53 (54)
56	511313	JANKA Carlo	SUI	-	49 (98)	> 20.76 (55)
57	501026	RAINER Niklas	SWE	3 (57)	59 (92)	> 20.96 (56)
58	103156	WRIGHT Patrick	CAN	-	-	> 21.73 (57)
59	40171	BRANCH Craig	AUS	-	6 (153)	> 21.96 (58)
60	191423	RICHARD Cyprien	FRA	-	49 (98)	> 22.47 (59)
61	510997	BERTHOD Marc	SUI	13 (42)	389 (25)	> 24.74 (60)
62	180534	SANDELL Marcus	FIN	-	67 (83)	> 37.18 (61)
63	421483	JANSRUD Kjetil	NOR	-	34 (112)	> 37.87 (62)
64	201702	NEUREUTHER Felix	GER	-	386 (26)	> 44.47 (63)
65	501101	BYGGMARK Jens	SWE	-	399 (24)	> 46.50 (65)
66	534040	COCHRAN Jimmy	USA	-	167 (53)	> 53.51 (66)
67	30149	SIMARI BIRKNER Cristian Javier	ARG	-	-	> 77.61 (67)

**LEGEND**

**+400** More than 400 points on WCSL-O after 15th place or after 30th place  
**WCSL-SG** World Cup Start List points for Super-G  
**FIS-SG** FIS points for Super-G  
**WCSL-O No.** Overall WCSL points Control Number

21-02-2008 / Whistler, BC (CAN) / 1052

Page 2/2

Data Processing by LONGINES

www.fis-ski.com

LONGINES Timing

Generation Date: THU 21 FEB 2008

Time: 10:22

Document: 45A 1.0



**AUDI FIS SKI WORLD CUP 2007/08**  
**Whistler, BC (CAN)**



**5th MEN'S SUPER-G**  
**START LIST**

THU 21 FEB 2008  
 Start Time: 10:45

**Jury**

<b>TD FIS</b>	G. JOHNSON	USA
<b>Referee</b>	G. HUJARA	FIS
<b>Assistant Referee</b>	H. SCHMALZL	FIS
<b>Chief of Race</b>	M. IRWIN	CAN

**Technical Data**

<b>Course Name</b>	Dave Murray Downhill
<b>Start Altitude</b>	1440 m
<b>Finish Altitude</b>	825 m
<b>Vertical Drop</b>	615 m
<b>Course Length</b>	2278 m
<b>Homologation Number</b>	8284/10/06

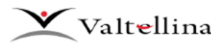
**Race Information**

<b>Course Setter</b>	A. EVERS	AUT
<b>Number of Gates</b>	41	
<b>Turning Gates</b>	39	
<b>Start Time</b>	10:45	

<b>Forerunners</b>	A - M. JANIK	CAN	E - G. SINE	CAN
	B - B. SPENCE	CAN	F - B. THOMSEN	CAN
	C - L.-P. HELIE	CAN	G - C. PRIDY	CAN
	D - B. LEMAN	CAN	H - M. PRIDY	CAN

**Number of Competitors: 67, Number of NOCs: 16**

Bib	FIS Code	Name	Year of Birth	Nation	Time	Ski
1	510767	HOFFMANN Ambrosi	1977	SUI	_____	Head
2	560406	GORZA Ales	1980	SLO	_____	Fischer
3	102961	DIXON Robbie	1985	CAN	_____	Rossignol
4	291399	GIRARDI Walter	1976	ITA	_____	Head
5	102814	BOURQUE Francois	1984	CAN	_____	Salomon
6	510993	ALBRECHT Daniel	1983	SUI	_____	Atomic
7	50600	GOERGL Stephan	1978	AUT	_____	Fischer
8	50742	REICHELTH Hannes	1980	AUT	_____	Fischer
9	510727	DEFAGO Didier	1977	SUI	_____	Rossignol
10	50858	STREITBERGER Georg	1981	AUT	_____	Fischer
11	50041	WALCHHOFER Michael	1975	AUT	_____	Atomic
12	292455	FILL Peter	1982	ITA	_____	Dynastar
13	102873	KUCERA John	1984	CAN	_____	Atomic
14	102263	GUAY Erik	1981	CAN	_____	Atomic
15	290998	STAUDACHER Patrick	1980	ITA	_____	Head
16	50625	RAICH Benjamin	1978	AUT	_____	Atomic
17	51005	SCHEIBER Mario	1983	AUT	_____	Atomic
18	532431	MILLER Bode	1977	USA	_____	Head
19	50451	GRUBER Christoph	1976	AUT	_____	Fischer
20	510030	CUCHE Didier	1974	SUI	_____	Head



Number of Competitors: 67, Number of NOCs: 16

Bib	FIS Code	Name	Year of Birth	Nation	Time	Ski
21	350032	BUECHEL Marco	1971	LIE		Head
22	50423	MAIER Hermann	1972	AUT		Head
23	533866	NYMAN Steven	1982	USA		Fischer
24	201606	KEPPLER Stephan	1983	GER		Head
25	510747	GRUENENFELDER Tobias	1977	SUI		Stoeckli
26	292514	HEEL Werner	1982	ITA		Rossignol
27	533131	SULLIVAN Marco	1980	USA		Nordica
28	50743	LANZINGER Matthias	1980	AUT		Fischer
29	560332	JERMAN Andrej	1978	SLO		Stoeckli
30	293006	INNERHOFER Christof	1984	ITA		Rossignol
31	380260	KOSTELIC Ivica	1979	CRO		Fischer
32	534562	LIGETY Ted	1984	USA		Rossignol
33	292491	MOELGG Manfred	1982	ITA		Fischer
34	510307	BRAND Olivier	1980	SUI		Stoeckli
35	50761	ALSTER Christoph	1980	AUT		Fischer
36	560447	SPORN Andrej	1981	SLO		Elan
37	50919	STRUGER Peter	1982	AUT		Head
38	191116	DALCIN Pierre-Emmanuel	1977	FRA		Atomic
39	192746	THEAUX Adrien	1984	FRA		Rossignol
40	103512	FRISCH Jeffrey	1984	CAN		Head
41	561067	PERKO Rok	1985	SLO		Stoeckli
42	510207	HARI Konrad	1978	SUI		Salomon
43	510165	HOFER Beni	1978	SUI		Head
44	421400	MYHRE Lars Elton	1984	NOR		Rossignol
45	220228	MICKEL Finlay	1977	GBR		Atomic
46	191778	PICHOT Sebastien	1981	FRA		
47	534567	LANNING Thomas (tj)	1984	USA		Nordica
48	501076	OLSSON Hans	1984	SWE		Head
49	292056	GUFLEER Michael	1979	ITA		Atomic
50	530939	WEIBRECHT Andrew	1986	USA		Rossignol
51	292967	EISATH Florian	1984	ITA		Atomic
52	191964	POISSON David	1982	FRA		Salomon
53	292000	BLARDONE Massimiliano	1979	ITA		Atomic
54	533842	FRANCIS Kevin	1982	USA		Atomic
55	102899	OSBORNE-PARADIS Manuel	1984	CAN		Rossignol
56	511313	JANKA Carlo	1986	SUI		Atomic
57	501026	RAINER Niklas	1983	SWE		Fischer
58	103156	WRIGHT Patrick	1986	CAN		
59	40171	BRANCH Craig	1977	AUS		Voelkl
60	191423	RICHARD Cyprien	1979	FRA		Fischer
61	510997	BERTHOD Marc	1983	SUI		Atomic
62	180534	SANDELL Marcus	1987	FIN		Atomic
63	421483	JANSRUD Kjetil	1985	NOR		Atomic
64	201702	NEUREUTHER Felix	1984	GER		Atomic
65	501101	BYGGMARK Jens	1985	SWE		Atomic
66	534040	COCHRAN Jimmy	1981	USA		Voelkl
67	30149	SIMARI BIRKNER Cristian Javier	1980	ARG		



**AUDI FIS SKI WORLD CUP 2007/08**  
**Whistler, BC (CAN)**



**5th MEN'S SUPER-G**  
**OFFICIAL RESULTS**

THU 21 FEB 2008  
 Start Time: 10:45

**Jury**

<b>TD FIS</b>	G. JOHNSON	USA
<b>Referee</b>	G. HUJARA	FIS
<b>Assistant Referee</b>	H. SCHMALZL	FIS
<b>Chief of Race</b>	M. IRWIN	CAN

**Technical Data**

<b>Course Name</b>	Dave Murray Downhill
<b>Start Altitude</b>	1440 m
<b>Finish Altitude</b>	825 m
<b>Vertical Drop</b>	615 m
<b>Course Length</b>	2278 m
<b>Homologation Number</b>	8284/10/06

**Race Information**

<b>Course Setter</b>	A. EVERS	AUT
<b>Number of Gates</b>	41	
<b>Turning Gates</b>	39	
<b>Start Time</b>	10:45	

<b>Forerunners</b>	A - M. JANIK	CAN	E - G. SINE	CAN
	B - B. SPENCE	CAN	F - B. THOMSEN	CAN
	C - L.-P. HELIE	CAN	G - C. PRIDY	CAN
	D - B. LEMAN	CAN	H - M. PRIDY	CAN

**Weather:** Sunny **Snow:** Hard **Temperature – Start:** 0 °C **Finish:** -2 °C **F-factor:** 1030

**Number of Competitors:** 67, **Number of NOCs:** 16

Rank	Bib	FIS Code	Name	Year of Birth	Nation	Time	Diff.	Dist. (m)	Race Points	Ski
1	19	50451	GRUBER Christoph	1976	AUT	1:26.60			0.00	Fischer
2	8	50742	REICHELTH Hannes	1980	AUT	1:26.63	0.03	0.79	0.36	Fischer
3	2	560406	GORZA Ales	1980	SLO	1:26.71	0.11	2.89	1.31	Fischer
4	15	290998	STAUDACHER Patrick	1980	ITA	1:26.89	0.29	7.60	3.45	Head
4	14	102263	GUAY Erik	1981	CAN	1:26.89	0.29	7.60	3.45	Atomic
6	9	510727	DEFAGO Didier	1977	SUI	1:27.00	0.40	10.47	4.76	Rossignol
7	20	510030	CUCHE Didier	1974	SUI	1:27.01	0.41	10.73	4.88	Head
8	31	380260	KOSTELIC Ivica	1979	CRO	1:27.02	0.42	10.99	5.00	Fischer
9	17	51005	SCHEIBER Mario	1983	AUT	1:27.17	0.57	14.90	6.78	Atomic
10	21	350032	BUECHEL Marco	1971	LIE	1:27.29	0.69	18.01	8.21	Head
11	16	50625	RAICH Benjamin	1978	AUT	1:27.30	0.70	18.27	8.33	Atomic
12	10	50858	STREITBERGER Georg	1981	AUT	1:27.31	0.71	18.52	8.44	Fischer
13	5	102814	BOURQUE Francois	1984	CAN	1:27.39	0.79	20.59	9.40	Salomon
14	3	102961	DIXON Robbie	1985	CAN	1:27.47	0.87	22.66	10.35	Rossignol
15	13	102873	KUCERA John	1984	CAN	1:27.53	0.93	24.20	11.06	Atomic
16	1	510767	HOFFMANN Ambrosi	1977	SUI	1:27.76	1.16	30.11	13.80	Head

#753 \_\_\_\_\_



Number of Competitors: 67, Number of NOCs: 16

Rank	Bib	FIS Code	Name	Year of Birth	Nation	Time	Diff.	Dist. (m)	Race Points	Ski
17	33	292491	MOELGG Manfred	1982	ITA	1:27.86	1.26	32.67	14.99	Fischer
18	6	510993	ALBRECHT Daniel	1983	SUI	1:27.89	1.29	33.44	15.34	Atomic
19	7	50600	GOERGL Stephan	1978	AUT	1:27.99	1.39	35.99	16.53	Fischer
20	52	191964	POISSON David	1982	FRA	1:28.03	1.43	37.00	17.01	Salomon
21	55	102899	OSBORNE-PARADIS Manuel	1984	CAN	1:28.12	1.52	39.29	18.08	Rossignol
22	29	560332	JERMAN Andrej	1978	SLO	1:28.13	1.53	39.55	18.20	Stoekli
23	28	50743	LANZINGER Matthias	1980	AUT	1:28.14	1.54	39.80	18.32	Fischer
24	25	510747	GRUENENFELDER Tobias	1977	SUI	1:28.15	1.55	40.06	18.44	Stoekli
25	56	511313	JANKA Carlo	1986	SUI	1:28.20	1.60	41.32	19.03	Atomic
25	23	533866	NYMAN Steven	1982	USA	1:28.20	1.60	41.32	19.03	Fischer
27	43	510165	HOFER Beni	1978	SUI	1:28.28	1.68	43.35	19.98	Head
28	36	560447	SPORN Andrej	1981	SLO	1:28.31	1.71	44.11	20.34	Elan
28	30	293006	INNERHOFER Christof	1984	ITA	1:28.31	1.71	44.11	20.34	Rossignol
28	11	50041	WALCHHOFER Michael	1975	AUT	1:28.31	1.71	44.11	20.34	Atomic
31	24	201606	KEPPLER Stephan	1983	GER	1:28.32	1.72	44.36	20.46	Head
32	35	50761	ALSTER Christoph	1980	AUT	1:28.38	1.78	45.88	21.17	Fischer
33	26	292514	HEEL Werner	1982	ITA	1:28.43	1.83	47.14	21.77	Rossignol
34	4	291399	GIRARDI Walter	1976	ITA	1:28.47	1.87	48.15	22.24	Head
35	42	510207	HARI Konrad	1978	SUI	1:28.49	1.89	48.65	22.48	Salomon
36	34	510307	BRAND Olivier	1980	SUI	1:28.64	2.04	52.43	24.26	Stoekli
37	44	421400	MYHRE Lars Elton	1984	NOR	1:28.68	2.08	53.43	24.74	Rossignol
38	47	534567	LANNING Thomas (tj)	1984	USA	1:28.70	2.10	53.93	24.98	Nordica
39	46	191778	PICHOT Sebastien	1981	FRA	1:28.73	2.13	54.68	25.33	
40	38	191116	DALCIN Pierre-Emmanuel	1977	FRA	1:28.91	2.31	59.19	27.47	Atomic
41	58	103156	WRIGHT Patrick	1986	CAN	1:28.93	2.33	59.68	27.71	
42	60	191423	RICHARD Cyprien	1979	FRA	1:28.97	2.37	60.68	28.19	Fischer
42	37	50919	STRUGER Peter	1982	AUT	1:28.97	2.37	60.68	28.19	Head
44	49	292056	GUFLER Michael	1979	ITA	1:29.01	2.41	61.68	28.66	Atomic
45	63	421483	JANSRUD Kjetil	1985	NOR	1:29.05	2.45	62.67	29.14	Atomic
46	50	530939	WEIBRECHT Andrew	1986	USA	1:29.09	2.49	63.67	29.62	Rossignol
47	40	103512	FRISCH Jeffrey	1984	CAN	1:29.11	2.51	64.17	29.85	Head
48	62	180534	SANDELL Marcus	1987	FIN	1:29.12	2.52	64.41	29.97	Atomic
49	61	510997	BERTHOD Marc	1983	SUI	1:29.31	2.71	69.12	32.23	Atomic
50	64	201702	NEUREUTHER Felix	1984	GER	1:29.50	2.90	73.81	34.49	Atomic
51	59	40171	BRANCH Craig	1977	AUS	1:29.58	2.98	75.78	35.44	Voelkl
52	57	501026	RAINER Niklas	1983	SWE	1:29.60	3.00	76.27	35.68	Fischer
53	45	220228	MICKEL Finlay	1977	GBR	1:29.67	3.07	77.99	36.51	Atomic
54	48	501076	OLSSON Hans	1984	SWE	1:29.87	3.27	82.89	38.89	Head
55	67	30149	SIMARI BIRKNER C.	1980	ARG	1:30.32	3.72	93.82	44.24	
56	65	501101	BYGGMARK Jens	1985	SWE	1:30.39	3.79	95.52	45.08	Atomic
57	66	534040	COCHRAN Jimmy	1981	USA	1:30.57	3.97	99.85	47.22	Voelkl

**DID NOT FINISH: 10 competitors**

12	292455	FILL Peter	1982	ITA		Dynastar
18	532431	MILLER Bode	1977	USA		Head
22	50423	MAIER Hermann	1972	AUT		Head
27	533131	SULLIVAN Marco	1980	USA		Nordica

#753 \_\_\_\_\_



**AUDI FIS SKI WORLD CUP 2007/08**  
**Whistler, BC (CAN)**



**5th MEN'S SUPER-G**  
**OFFICIAL RESULTS**

THU 21 FEB 2008  
 Start Time: 10:45

Number of Competitors: 67, Number of NOCs: 16

Rank	Bib	FIS Code	Name	Year of Birth	Nation	Time	Diff.	Dist. (m)	Race Points	Ski
	32	534562	<b>LIGETY Ted</b>	1984	USA					Rossignol
	39	192746	<b>THEAUX Adrien</b>	1984	FRA					Rossignol
	41	561067	<b>PERKO Rok</b>	1985	SLO					Stoeckli
	51	292967	<b>EISATH Florian</b>	1984	ITA					Atomic
	53	292000	<b>BLARDONE Massimiliano</b>	1979	ITA					Atomic
	54	533842	<b>FRANCIS Kevin</b>	1982	USA					Atomic

Technical Delegate:

**G. JOHNSON (USA) #753**

21-02-2008 / Whistler, BC (CAN) / 1052

Page 3/3

Data Processing by LONGINES

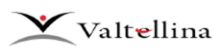
www.fis-ski.com

LONGINES Timing

Generation Date: THU 21 FEB 2008

Time: 12:55

Document: 73A 1.0



Printed by XEROX



AUDI FIS SKI WORLD CUP 2007/08  
Whistler, BC (CAN)



5th MEN'S SUPER-G  
PENALTY CALCULATION

THU 21 FEB 2008

Best 10 at Finish

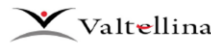
Rank	Bib	FIS Code	Name	Nation	FIS Points	Best 5	Race Points
1	19	50451	GRUBER Christoph	AUT	2.81	2.81	0.00
2	8	50742	REICHELTH Hannes	AUT	3.65		
3	2	560406	GORZA Ales	SLO	12.69		
4	15	290998	STAUDACHER Patrick	ITA	3.69		
4	14	102263	GUAY Erik	CAN	3.26	3.26	3.45
6	9	510727	DEFAGO Didier	SUI	4.05		
7	20	510030	CUCHE Didier	SUI	0.00	0.00	4.88
8	31	380260	KOSTELIC Ivica	CRO	16.81		
9	17	51005	SCHEIBER Mario	AUT	1.71	1.71	6.78
10	21	350032	BUECHEL Marco	LIE	2.10	2.10	8.21

Best 5 FIS Points at Start

Rank	Bib	FIS Code	Name	Nation	FIS Points
7	20	510030	CUCHE Didier	SUI	0.00
9	17	51005	SCHEIBER Mario	AUT	1.71
10	21	350032	BUECHEL Marco	LIE	2.10
11	16	50625	RAICH Benjamin	AUT	2.22
DNF	18	532431	MILLER Bode	USA	2.28

<b>TOTALS:</b>	
FIS Points of Best 5 at Start (B)	8.31
FIS Points of Best at Finish in Top 10 (A)	9.88
Race Points of Corresponding Competitors (C)	23.32
Calculated Penalty (A+B-C) : 10 =>	-0.513
Rounded	-0.51
Category Adder	0.00
Correction Value (Z)	0.00
Calculated Penalty	-0.51
Penalty Applied	0.00

Technical Delegate:  
G. JOHNSON (USA) #753





**AUDI FIS SKI WORLD CUP 2007/08**  
**Whistler, BC (CAN)**

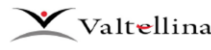


5th MEN'S SUPER-G  
**PERFORMANCE ANALYSIS 1**

THU 21 FEB 2008

Number of Competitors: 57

Rank	Bib	Name	Nation	Positions			Partials			Difference		Speed	
				Pos.	Time	Rank	Pos.	Time	Rank	Time	Dist(m)	Pos.	km/h
1	19	GRUBER Christoph	AUT	Int1:	15.69	(18)	I1-I2:	18.61	(2)	0.23			
				Int2:	34.30	(3)	I2-I3:	30.22	(2)	0.15			
				Int3:	1:04.52	(2)	I3-Fin:	22.08	(9)	0.05			
				Fin:	1:26.60	(1)				0.00	0.00	Avg.:	94.70
2	8	REICHELDT Hannes	AUT	Int1:	15.58	(4)	I1-I2:	18.57	(1)	0.12			
				Int2:	34.15	(1)	I2-I3:	30.32	(5)	0.00			
				Int3:	1:04.47	(1)	I3-Fin:	22.16	(13)	0.00			
				Fin:	1:26.63	(2)				0.03	0.79	Avg.:	94.66
3	2	GORZA Ales	SLO	Int1:	15.58	(4)	I1-I2:	18.71	(4)	0.12			
				Int2:	34.29	(2)	I2-I3:	30.50	(11)	0.14			
				Int3:	1:04.79	(4)	I3-Fin:	21.92	(3)	0.32			
				Fin:	1:26.71	(3)				0.11	2.89	Avg.:	94.58
4	15	STAUDACHER Patrick	ITA	Int1:	15.54	(2)	I1-I2:	19.05	(19)	0.08			
				Int2:	34.59	(13)	I2-I3:	30.27	(3)	0.44			
				Int3:	1:04.86	(6)	I3-Fin:	22.03	(7)	0.39			
				Fin:	1:26.89	(4)				0.29	7.60	Avg.:	94.38
4	14	GUAY Erik	CAN	Int1:	15.62	(7)	I1-I2:	18.81	(8)	0.16			
				Int2:	34.43	(7)	I2-I3:	30.63	(17)	0.28			
				Int3:	1:05.06	(9)	I3-Fin:	21.83	(2)	0.59			
				Fin:	1:26.89	(4)				0.29	7.60	Avg.:	94.38
6	9	DEFAGO Didier	SUI	Int1:	15.56	(3)	I1-I2:	18.94	(14)	0.10			
				Int2:	34.50	(11)	I2-I3:	30.41	(8)	0.35			
				Int3:	1:04.91	(7)	I3-Fin:	22.09	(10)	0.44			
				Fin:	1:27.00	(6)				0.40	10.47	Avg.:	94.26
7	20	CUCHE Didier	SUI	Int1:	15.71	(20)	I1-I2:	18.65	(3)	0.25			
				Int2:	34.36	(4)	I2-I3:	30.55	(13)	0.21			
				Int3:	1:04.91	(7)	I3-Fin:	22.10	(12)	0.44			
				Fin:	1:27.01	(7)				0.41	10.73	Avg.:	94.25
8	31	KOSTELIC Ivica	CRO	Int1:	15.63	(10)	I1-I2:	18.80	(6)	0.17			
				Int2:	34.43	(7)	I2-I3:	30.27	(3)	0.28			
				Int3:	1:04.70	(3)	I3-Fin:	22.32	(24)	0.23			
				Fin:	1:27.02	(8)				0.42	10.99	Avg.:	94.24
9	17	SCHEIBER Mario	AUT	Int1:	15.46	(1)	I1-I2:	18.90	(11)	0.00			
				Int2:	34.36	(4)	I2-I3:	30.75	(24)	0.21			
				Int3:	1:05.11	(11)	I3-Fin:	22.06	(8)	0.64			
				Fin:	1:27.17	(9)				0.57	14.90	Avg.:	94.08
10	21	BUECHEL Marco	LIE	Int1:	15.67	(15)	I1-I2:	18.79	(5)	0.21			
				Int2:	34.46	(9)	I2-I3:	30.33	(6)	0.31			
				Int3:	1:04.79	(4)	I3-Fin:	22.50	(37)	0.32			
				Fin:	1:27.29	(10)				0.69	18.01	Avg.:	93.95



Number of Competitors: 57

Rank	Bib	Name	Nation	Positions			Partials			Difference		Speed	
				Pos.	Time	Rank	Pos.	Time	Rank	Time	Dist(m)	Pos.	km/h
11	16	RAICH Benjamin	AUT	Int1: 15.62 (7)			I1-I2: 18.85 (9)			0.16			
				Int2: 34.47 (10)			I2-I3: 30.84 (30)			0.32			
				Int3: 1:05.31 (13)			I3-Fin: 21.99 (5)			0.84			
				Fin: 1:27.30 (11)						0.70	18.27	Avg.: 93.94	
12	10	STREITBERGER Georg	AUT	Int1: 15.74 (22)			I1-I2: 19.20 (26)			0.28			
				Int2: 34.94 (22)			I2-I3: 30.35 (7)			0.79			
				Int3: 1:05.29 (12)			I3-Fin: 22.02 (6)			0.82			
				Fin: 1:27.31 (12)						0.71	18.52	Avg.: 93.93	
13	5	BOURQUE Francois	CAN	Int1: 15.70 (19)			I1-I2: 19.28 (34)			0.24			
				Int2: 34.98 (28)			I2-I3: 30.48 (10)			0.83			
				Int3: 1:05.46 (15)			I3-Fin: 21.93 (4)			0.99			
				Fin: 1:27.39 (13)						0.79	20.59	Avg.: 93.84	
14	3	DIXON Robbie	CAN	Int1: 15.68 (16)			I1-I2: 19.35 (40)			0.22			
				Int2: 35.03 (33)			I2-I3: 30.70 (21)			0.88			
				Int3: 1:05.73 (21)			I3-Fin: 21.74 (1)			1.26			
				Fin: 1:27.47 (14)						0.87	22.66	Avg.: 93.76	
15	13	KUCERA John	CAN	Int1: 15.77 (25)			I1-I2: 19.20 (26)			0.31			
				Int2: 34.97 (24)			I2-I3: 30.47 (9)			0.82			
				Int3: 1:05.44 (14)			I3-Fin: 22.09 (10)			0.97			
				Fin: 1:27.53 (15)						0.93	24.20	Avg.: 93.69	
16	1	HOFFMANN Ambrosi	SUI	Int1: 15.64 (13)			I1-I2: 19.23 (30)			0.18			
				Int2: 34.87 (19)			I2-I3: 30.72 (22)			0.72			
				Int3: 1:05.59 (18)			I3-Fin: 22.17 (14)			1.12			
				Fin: 1:27.76 (16)						1.16	30.11	Avg.: 93.45	
17	33	MOELGG Manfred	ITA	Int1: 15.79 (26)			I1-I2: 18.99 (17)			0.33			
				Int2: 34.78 (16)			I2-I3: 30.84 (30)			0.63			
				Int3: 1:05.62 (19)			I3-Fin: 22.24 (18)			1.15			
				Fin: 1:27.86 (17)						1.26	32.67	Avg.: 93.34	
18	6	ALBRECHT Daniel	SUI	Int1: 15.72 (21)			I1-I2: 18.92 (13)			0.26			
				Int2: 34.64 (14)			I2-I3: 30.98 (37)			0.49			
				Int3: 1:05.62 (19)			I3-Fin: 22.27 (21)			1.15			
				Fin: 1:27.89 (18)						1.29	33.44	Avg.: 93.31	
19	7	GOERGL Stephan	AUT	Int1: 15.62 (7)			I1-I2: 18.88 (10)			0.16			
				Int2: 34.50 (11)			I2-I3: 31.01 (39)			0.35			
				Int3: 1:05.51 (17)			I3-Fin: 22.48 (35)			1.04			
				Fin: 1:27.99 (19)						1.39	35.99	Avg.: 93.20	
20	52	POISSON David	FRA	Int1: 15.97 (39)			I1-I2: 19.34 (38)			0.51			
				Int2: 35.31 (40)			I2-I3: 30.51 (12)			1.16			
				Int3: 1:05.82 (27)			I3-Fin: 22.21 (15)			1.35			
				Fin: 1:28.03 (20)						1.43	37.00	Avg.: 93.16	
21	55	OSBORNE-PARADIS Manuel	CAN	Int1: 15.92 (32)			I1-I2: 19.23 (30)			0.46			
				Int2: 35.15 (34)			I2-I3: 30.72 (22)			1.00			
				Int3: 1:05.87 (28)			I3-Fin: 22.25 (19)			1.40			
				Fin: 1:28.12 (21)						1.52	39.29	Avg.: 93.06	
22	29	JERMAN Andrej	SLO	Int1: 15.84 (30)			I1-I2: 18.91 (12)			0.38			
				Int2: 34.75 (15)			I2-I3: 31.16 (46)			0.60			
				Int3: 1:05.91 (30)			I3-Fin: 22.22 (16)			1.44			
				Fin: 1:28.13 (22)						1.53	39.55	Avg.: 93.05	
23	28	LANZINGER Matthias	AUT	Int1: 15.75 (23)			I1-I2: 19.09 (22)			0.29			
				Int2: 34.84 (17)			I2-I3: 30.66 (19)			0.69			
				Int3: 1:05.50 (16)			I3-Fin: 22.64 (42)			1.03			
				Fin: 1:28.14 (23)						1.54	39.80	Avg.: 93.04	

Number of Competitors: 57

Rank	Bib	Name	Nation	Positions			Partials			Difference		Speed				
				Pos.	Time	Rank	Pos.	Time	Rank	Time	Dist(m)	Pos.	km/h	Rank		
24	25	GRUENENFELDER Tobias	SUI	Int1: 15.68 (16)	Int2: 35.28 (39)	Int3: 1:05.90 (29)	Fin: 1:28.15 (24)	I1-I2: 19.60 (48)	I2-I3: 30.62 (15)	I3-Fin: 22.25 (19)	0.22	1.13	1.43	1.55	40.06	Avg.: 93.03
25	56	JANKA Carlo	SUI	Int1: 15.95 (37)	Int2: 34.90 (20)	Int3: 1:05.06 (9)	Fin: 1:28.20 (25)	I1-I2: 18.95 (15)	I2-I3: 30.16 (1)	I3-Fin: 23.14 (56)	0.49	0.75	0.59	1.60	41.32	Avg.: 92.98
25	23	NYMAN Steven	USA	Int1: 15.80 (28)	Int2: 35.15 (34)	Int3: 1:05.77 (22)	Fin: 1:28.20 (25)	I1-I2: 19.35 (40)	I2-I3: 30.62 (15)	I3-Fin: 22.43 (31)	0.34	1.00	1.30	1.60	41.32	Avg.: 92.98
27	43	HOFER Beni	SUI	Int1: 15.64 (13)	Int2: 34.97 (24)	Int3: 1:05.81 (26)	Fin: 1:28.28 (27)	I1-I2: 19.33 (37)	I2-I3: 30.84 (30)	I3-Fin: 22.47 (34)	0.18	0.82	1.34	1.68	43.35	Avg.: 92.90
28	36	SPORN Andrej	SLO	Int1: 15.83 (29)	Int2: 34.98 (28)	Int3: 1:06.04 (34)	Fin: 1:28.31 (28)	I1-I2: 19.15 (23)	I2-I3: 31.06 (43)	I3-Fin: 22.27 (21)	0.37	0.83	1.57	1.71	44.11	Avg.: 92.86
28	30	INNERHOFER Christof	ITA	Int1: 15.79 (26)	Int2: 34.96 (23)	Int3: 1:05.92 (32)	Fin: 1:28.31 (28)	I1-I2: 19.17 (24)	I2-I3: 30.96 (36)	I3-Fin: 22.39 (28)	0.33	0.81	1.45	1.71	44.11	Avg.: 92.86
28	11	WALCHHOFER Michael	AUT	Int1: 15.63 (10)	Int2: 34.85 (18)	Int3: 1:05.95 (33)	Fin: 1:28.31 (28)	I1-I2: 19.22 (29)	I2-I3: 31.10 (44)	I3-Fin: 22.36 (26)	0.17	0.70	1.48	1.71	44.11	Avg.: 92.86
31	24	KEPLER Stephan	GER	Int1: 15.92 (32)	Int2: 35.00 (32)	Int3: 1:05.91 (30)	Fin: 1:28.32 (31)	I1-I2: 19.08 (21)	I2-I3: 30.91 (35)	I3-Fin: 22.41 (30)	0.46	0.85	1.44	1.72	44.36	Avg.: 92.85
32	35	ALSTER Christoph	AUT	Int1: 15.98 (40)	Int2: 34.97 (24)	Int3: 1:05.80 (24)	Fin: 1:28.38 (32)	I1-I2: 18.99 (17)	I2-I3: 30.83 (29)	I3-Fin: 22.58 (40)	0.52	0.82	1.33	1.78	45.88	Avg.: 92.79
33	26	HEEL Werner	ITA	Int1: 15.59 (6)	Int2: 34.39 (6)	Int3: 1:06.13 (35)	Fin: 1:28.43 (33)	I1-I2: 18.80 (6)	I2-I3: 31.74 (57)	I3-Fin: 22.30 (23)	0.13	0.24	1.66	1.83	47.14	Avg.: 92.74
34	4	GIRARDI Walter	ITA	Int1: 15.63 (10)	Int2: 34.98 (28)	Int3: 1:05.80 (24)	Fin: 1:28.47 (34)	I1-I2: 19.35 (40)	I2-I3: 30.82 (27)	I3-Fin: 22.67 (45)	0.17	0.83	1.33	1.87	48.15	Avg.: 92.70
35	42	HARI Konrad	SUI	Int1: 16.01 (44)	Int2: 34.97 (24)	Int3: 1:05.79 (23)	Fin: 1:28.49 (35)	I1-I2: 18.96 (16)	I2-I3: 30.82 (27)	I3-Fin: 22.70 (46)	0.55	0.82	1.32	1.89	48.65	Avg.: 92.67
36	34	BRAND Olivier	SUI	Int1: 15.94 (34)	Int2: 34.99 (31)	Int3: 1:06.27 (38)	Fin: 1:28.64 (36)	I1-I2: 19.05 (19)	I2-I3: 31.28 (50)	I3-Fin: 22.37 (27)	0.48	0.84	1.80	2.04	52.43	Avg.: 92.52

Number of Competitors: 57

Rank	Bib	Name	Nation	Positions			Partials			Difference		Speed	
				Pos.	Time	Rank	Pos.	Time	Rank	Time	Dist(m)	Pos.	km/h
37	44	MYHRE Lars Elton	NOR	Int1: 15.99 (41)			I1-I2: 19.60 (48)			0.53			
				Int2: 35.59 (50)			I2-I3: 30.76 (26)			1.44			
				Int3: 1:06.35 (41)			I3-Fin: 22.33 (25)			1.88			
				Fin: 1:28.68 (37)						2.08	53.43	Avg.: 92.48	
38	47	LANNING Thomas (tj)	USA	Int1: 16.00 (43)			I1-I2: 19.37 (44)			0.54			
				Int2: 35.37 (42)			I2-I3: 31.11 (45)			1.22			
				Int3: 1:06.48 (46)			I3-Fin: 22.22 (16)			2.01			
				Fin: 1:28.70 (38)						2.10	53.93	Avg.: 92.46	
39	46	PICHOT Sebastien	FRA	Int1: 16.01 (44)			I1-I2: 19.31 (36)			0.55			
				Int2: 35.32 (41)			I2-I3: 31.02 (40)			1.17			
				Int3: 1:06.34 (40)			I3-Fin: 22.39 (28)			1.87			
				Fin: 1:28.73 (39)						2.13	54.68	Avg.: 92.42	
40	38	DALCIN Pierre-Emmanuel	FRA	Int1: 15.75 (23)			I1-I2: 19.17 (24)			0.29			
				Int2: 34.92 (21)			I2-I3: 31.35 (53)			0.77			
				Int3: 1:06.27 (38)			I3-Fin: 22.64 (42)			1.80			
				Fin: 1:28.91 (40)						2.31	59.19	Avg.: 92.24	
41	58	WRIGHT Patrick	CAN	Int1: 15.95 (37)			I1-I2: 19.61 (51)			0.49			
				Int2: 35.56 (47)			I2-I3: 30.86 (33)			1.41			
				Int3: 1:06.42 (43)			I3-Fin: 22.51 (38)			1.95			
				Fin: 1:28.93 (41)						2.33	59.68	Avg.: 92.22	
42	60	RICHARD Cyprien	FRA	Int1: 16.28 (54)			I1-I2: 19.28 (34)			0.82			
				Int2: 35.56 (47)			I2-I3: 30.87 (34)			1.41			
				Int3: 1:06.43 (44)			I3-Fin: 22.54 (39)			1.96			
				Fin: 1:28.97 (42)						2.37	60.68	Avg.: 92.17	
42	37	STRUGER Peter	AUT	Int1: 15.94 (34)			I1-I2: 19.26 (33)			0.48			
				Int2: 35.20 (37)			I2-I3: 31.33 (52)			1.05			
				Int3: 1:06.53 (48)			I3-Fin: 22.44 (32)			2.06			
				Fin: 1:28.97 (42)						2.37	60.68	Avg.: 92.17	
44	49	GUFLER Michael	ITA	Int1: 16.02 (46)			I1-I2: 19.43 (45)			0.56			
				Int2: 35.45 (44)			I2-I3: 30.75 (24)			1.30			
				Int3: 1:06.20 (36)			I3-Fin: 22.81 (47)			1.73			
				Fin: 1:29.01 (44)						2.41	61.68	Avg.: 92.13	
45	63	JANSRUD Kjetil	NOR	Int1: 16.29 (55)			I1-I2: 19.60 (48)			0.83			
				Int2: 35.89 (52)			I2-I3: 30.58 (14)			1.74			
				Int3: 1:06.47 (45)			I3-Fin: 22.58 (40)			2.00			
				Fin: 1:29.05 (45)						2.45	62.67	Avg.: 92.09	
46	50	WEIBRECHT Andrew	USA	Int1: 15.99 (41)			I1-I2: 19.25 (32)			0.53			
				Int2: 35.24 (38)			I2-I3: 30.98 (37)			1.09			
				Int3: 1:06.22 (37)			I3-Fin: 22.87 (51)			1.75			
				Fin: 1:29.09 (46)						2.49	63.67	Avg.: 92.05	
47	40	FRISCH Jeffrey	CAN	Int1: 16.17 (50)			I1-I2: 19.20 (26)			0.71			
				Int2: 35.37 (42)			I2-I3: 31.25 (48)			1.22			
				Int3: 1:06.62 (50)			I3-Fin: 22.49 (36)			2.15			
				Fin: 1:29.11 (47)						2.51	64.17	Avg.: 92.03	
48	62	SANDELL Marcus	FIN	Int1: 16.10 (49)			I1-I2: 19.35 (40)			0.64			
				Int2: 35.45 (44)			I2-I3: 31.03 (42)			1.30			
				Int3: 1:06.48 (46)			I3-Fin: 22.64 (42)			2.01			
				Fin: 1:29.12 (48)						2.52	64.41	Avg.: 92.02	
49	61	BERTHOD Marc	SUI	Int1: 15.94 (34)			I1-I2: 19.77 (56)			0.48			
				Int2: 35.71 (51)			I2-I3: 30.66 (19)			1.56			
				Int3: 1:06.37 (42)			I3-Fin: 22.94 (53)			1.90			
				Fin: 1:29.31 (49)						2.71	69.12	Avg.: 91.82	

Number of Competitors: 57

Rank	Bib	Name	Nation	Positions			Partials			Difference		Speed	
				Pos.	Time	Rank	Pos.	Time	Rank	Time	Dist(m)	Pos.	km/h
50	64	NEUREUTHER Felix	GER	Int1:	16.40	(56)	I1-I2:	19.61	(51)	0.94			
				Int2:	36.01	(55)	I2-I3:	30.64	(18)	1.86			
				Int3:	1:06.65	(52)	I3-Fin:	22.85	(49)	2.18			
				Fin:	1:29.50	(50)				2.90	73.81	Avg.:	91.63
51	59	BRANCH Craig	AUS	Int1:	16.04	(47)	I1-I2:	19.52	(47)	0.58			
				Int2:	35.56	(47)	I2-I3:	31.20	(47)	1.41			
				Int3:	1:06.76	(53)	I3-Fin:	22.82	(48)	2.29			
				Fin:	1:29.58	(51)				2.98	75.78	Avg.:	91.55
52	57	RAINER Niklas	SWE	Int1:	16.08	(48)	I1-I2:	19.47	(46)	0.62			
				Int2:	35.55	(46)	I2-I3:	31.02	(40)	1.40			
				Int3:	1:06.57	(49)	I3-Fin:	23.03	(55)	2.10			
				Fin:	1:29.60	(52)				3.00	76.27	Avg.:	91.53
53	45	MICKEL Finlay	GBR	Int1:	16.24	(52)	I1-I2:	19.67	(53)	0.78			
				Int2:	35.91	(53)	I2-I3:	31.32	(51)	1.76			
				Int3:	1:07.23	(54)	I3-Fin:	22.44	(32)	2.76			
				Fin:	1:29.67	(53)				3.07	77.99	Avg.:	91.46
54	48	OLSSON Hans	SWE	Int1:	15.84	(30)	I1-I2:	19.34	(38)	0.38			
				Int2:	35.18	(36)	I2-I3:	31.46	(54)	1.03			
				Int3:	1:06.64	(51)	I3-Fin:	23.23	(57)	2.17			
				Fin:	1:29.87	(54)				3.27	82.89	Avg.:	91.25
55	67	SIMARI BIRKNER C.	ARG	Int1:	16.22	(51)	I1-I2:	19.82	(57)	0.76			
				Int2:	36.04	(56)	I2-I3:	31.27	(49)	1.89			
				Int3:	1:07.31	(55)	I3-Fin:	23.01	(54)	2.84			
				Fin:	1:30.32	(55)				3.72	93.82	Avg.:	90.80
56	65	BYGGMARK Jens	SWE	Int1:	16.26	(53)	I1-I2:	19.72	(55)	0.80			
				Int2:	35.98	(54)	I2-I3:	31.49	(55)	1.83			
				Int3:	1:07.47	(56)	I3-Fin:	22.92	(52)	3.00			
				Fin:	1:30.39	(56)				3.79	95.52	Avg.:	90.73
57	66	COCHRAN Jimmy	USA	Int1:	16.49	(57)	I1-I2:	19.69	(54)	1.03			
				Int2:	36.18	(57)	I2-I3:	31.53	(56)	2.03			
				Int3:	1:07.71	(57)	I3-Fin:	22.86	(50)	3.24			
				Fin:	1:30.57	(57)				3.97	99.85	Avg.:	90.55

**LEGEND**

**Pos** Intermediate or Speed Position    **Dist(m)** Distance behind the first    **Int2:** Intermediate 2    **Fin:** Finish  
**Avg.** Average Speed for the race    **Int1:** Intermediate 1    **Int3:** Intermediate 3

21-02-2008 / Whistler, BC (CAN) / 1052

Page 5/5

Data Processing by LONGINES

www.fis-ski.com

LONGINES Timing

Generation Date: THU 21 FEB 2008

Time: 12:55

Document: 77A 1.0





**AUDI FIS SKI WORLD CUP 2007/08**  
**Whistler, BC (CAN)**

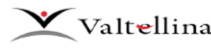


5th MEN'S SUPER-G  
**PERFORMANCE ANALYSIS 2**

THU 21 FEB 2008

Number of Competitors: 67

Bib	Name	Nation	Positions			Partials			Difference		Speed	
			Pos.	Time	Rank	Pos.	Time	Rank	Time	Dist(m)	Pos.	km/h
1	HOFFMANN Ambrosi	SUI	Int1: 15.64 (14)	Int2: 34.87 (21)	Int3: 1:05.59 (18)	Fin: 1:27.76 (16)	I1-I2: 19.23 (34)	I2-I3: 30.72 (22)	I3-Fin: 22.17 (14)	0.18 0.72 1.12 1.16	30.11	Avg.: 93.45
2	GORZA Ales	SLO	Int1: 15.58 (4)	Int2: 34.29 (2)	Int3: 1:04.79 (4)	Fin: 1:26.71 (3)	I1-I2: 18.71 (4)	I2-I3: 30.50 (11)	I3-Fin: 21.92 (3)	0.12 0.14 0.32 0.11	2.89	Avg.: 94.58
3	DIXON Robbie	CAN	Int1: 15.68 (17)	Int2: 35.03 (37)	Int3: 1:05.73 (21)	Fin: 1:27.47 (14)	I1-I2: 19.35 (46)	I2-I3: 30.70 (21)	I3-Fin: 21.74 (1)	0.22 0.88 1.26 0.87	22.66	Avg.: 93.76
4	GIRARDI Walter	ITA	Int1: 15.63 (11)	Int2: 34.98 (31)	Int3: 1:05.80 (24)	Fin: 1:28.47 (34)	I1-I2: 19.35 (46)	I2-I3: 30.82 (27)	I3-Fin: 22.67 (45)	0.17 0.83 1.33 1.87	48.15	Avg.: 92.70
5	BOURQUE Francois	CAN	Int1: 15.70 (21)	Int2: 34.98 (31)	Int3: 1:05.46 (15)	Fin: 1:27.39 (13)	I1-I2: 19.28 (39)	I2-I3: 30.48 (10)	I3-Fin: 21.93 (4)	0.24 0.83 0.99 0.79	20.59	Avg.: 93.84
6	ALBRECHT Daniel	SUI	Int1: 15.72 (23)	Int2: 34.64 (14)	Int3: 1:05.62 (19)	Fin: 1:27.89 (18)	I1-I2: 18.92 (14)	I2-I3: 30.98 (37)	I3-Fin: 22.27 (21)	0.26 0.49 1.15 1.29	33.44	Avg.: 93.31
7	GOERGL Stephan	AUT	Int1: 15.62 (7)	Int2: 34.50 (11)	Int3: 1:05.51 (17)	Fin: 1:27.99 (19)	I1-I2: 18.88 (11)	I2-I3: 31.01 (39)	I3-Fin: 22.48 (35)	0.16 0.35 1.04 1.39	35.99	Avg.: 93.20
8	REICHELT Hannes	AUT	Int1: 15.58 (4)	Int2: 34.15 (1)	Int3: 1:04.47 (1)	Fin: 1:26.63 (2)	I1-I2: 18.57 (1)	I2-I3: 30.32 (5)	I3-Fin: 22.16 (13)	0.12 0.00 0.00 0.03	0.79	Avg.: 94.66
9	DEFAGO Didier	SUI	Int1: 15.56 (3)	Int2: 34.50 (11)	Int3: 1:04.91 (7)	Fin: 1:27.00 (6)	I1-I2: 18.94 (15)	I2-I3: 30.41 (8)	I3-Fin: 22.09 (10)	0.10 0.35 0.44 0.40	10.47	Avg.: 94.26
10	STREITBERGER Georg	AUT	Int1: 15.74 (25)	Int2: 34.94 (24)	Int3: 1:05.29 (12)	Fin: 1:27.31 (12)	I1-I2: 19.20 (30)	I2-I3: 30.35 (7)	I3-Fin: 22.02 (6)	0.28 0.79 0.82 0.71	18.52	Avg.: 93.93



Number of Competitors: 67

Bib	Name	Nation	Positions			Partials			Difference		Speed				
			Pos.	Time	Rank	Pos.	Time	Rank	Time	Dist(m)	Pos.	km/h	Rank		
11	WALCHHOFER Michael	AUT	Int1: 15.63 (11)	Int2: 34.85 (19)	Int3: 1:05.95 (33)	Fin: 1:28.31 (28)	I1-I2: 19.22 (33)	I2-I3: 31.10 (44)	I3-Fin: 22.36 (26)	0.17	0.70	1.48	1.71	44.11	Avg.: 92.86
12	FILL Peter	ITA	Int1: 15.77 (29)	Int2:	Int3:	Fin: DNF	I1-I2:	I2-I3:	I3-Fin:	0.31					Avg.:
13	KUCERA John	CAN	Int1: 15.77 (29)	Int2: 34.97 (27)	Int3: 1:05.44 (14)	Fin: 1:27.53 (15)	I1-I2: 19.20 (30)	I2-I3: 30.47 (9)	I3-Fin: 22.09 (10)	0.31	0.82	0.97	0.93	24.20	Avg.: 93.69
14	GUAY Erik	CAN	Int1: 15.62 (7)	Int2: 34.43 (7)	Int3: 1:05.06 (9)	Fin: 1:26.89 (4)	I1-I2: 18.81 (8)	I2-I3: 30.63 (17)	I3-Fin: 21.83 (2)	0.16	0.28	0.59	0.29	7.60	Avg.: 94.38
15	STAUDACHER Patrick	ITA	Int1: 15.54 (2)	Int2: 34.59 (13)	Int3: 1:04.86 (6)	Fin: 1:26.89 (4)	I1-I2: 19.05 (20)	I2-I3: 30.27 (3)	I3-Fin: 22.03 (7)	0.08	0.44	0.39	0.29	7.60	Avg.: 94.38
16	RAICH Benjamin	AUT	Int1: 15.62 (7)	Int2: 34.47 (10)	Int3: 1:05.31 (13)	Fin: 1:27.30 (11)	I1-I2: 18.85 (9)	I2-I3: 30.84 (30)	I3-Fin: 21.99 (5)	0.16	0.32	0.84	0.70	18.27	Avg.: 93.94
17	SCHEIBER Mario	AUT	Int1: 15.46 (1)	Int2: 34.36 (4)	Int3: 1:05.11 (11)	Fin: 1:27.17 (9)	I1-I2: 18.90 (12)	I2-I3: 30.75 (24)	I3-Fin: 22.06 (8)	0.00	0.21	0.64	0.57	14.90	Avg.: 94.08
18	MILLER Bode	USA	Int1: 15.62 (7)	Int2: 34.94 (24)	Int3:	Fin: DNF	I1-I2: 19.32 (42)	I2-I3:	I3-Fin:	0.16	0.79				Avg.:
19	GRUBER Christoph	AUT	Int1: 15.69 (19)	Int2: 34.30 (3)	Int3: 1:04.52 (2)	Fin: 1:26.60 (1)	I1-I2: 18.61 (2)	I2-I3: 30.22 (2)	I3-Fin: 22.08 (9)	0.23	0.15	0.05	0.00	0.00	Avg.: 94.70
20	CUCHE Didier	SUI	Int1: 15.71 (22)	Int2: 34.36 (4)	Int3: 1:04.91 (7)	Fin: 1:27.01 (7)	I1-I2: 18.65 (3)	I2-I3: 30.55 (13)	I3-Fin: 22.10 (12)	0.25	0.21	0.44	0.41	10.73	Avg.: 94.25
21	BUECHEL Marco	LIE	Int1: 15.67 (16)	Int2: 34.46 (9)	Int3: 1:04.79 (4)	Fin: 1:27.29 (10)	I1-I2: 18.79 (5)	I2-I3: 30.33 (6)	I3-Fin: 22.50 (37)	0.21	0.31	0.32	0.69	18.01	Avg.: 93.95
22	MAIER Hermann	AUT	Int1: 15.73 (24)	Int2: 34.83 (17)	Int3:	Fin: DNF	I1-I2: 19.10 (26)	I2-I3:	I3-Fin:	0.27	0.68				Avg.:
23	NYMAN Steven	USA	Int1: 15.80 (33)	Int2: 35.15 (40)	Int3: 1:05.77 (22)	Fin: 1:28.20 (25)	I1-I2: 19.35 (46)	I2-I3: 30.62 (15)	I3-Fin: 22.43 (31)	0.34	1.00	1.30	1.60	41.32	Avg.: 92.98

Number of Competitors: 67

Bib	Name	Nation	Positions			Partials			Difference		Speed	
			Pos.	Time	Rank	Pos.	Time	Rank	Time	Dist(m)	Pos.	km/h
24	KEPPLER Stephan	GER	Int1: 15.92 (37)	Int2: 35.00 (36)	Int3: 1:05.91 (30)	Fin: 1:28.32 (31)	I1-I2: 19.08 (24)	I2-I3: 30.91 (35)	I3-Fin: 22.41 (30)	0.46 0.85 1.44 1.72	44.36	Avg.: 92.85
25	GRUENENFELDER Tobias	SUI	Int1: 15.68 (17)	Int2: 35.28 (46)	Int3: 1:05.90 (29)	Fin: 1:28.15 (24)	I1-I2: 19.60 (56)	I2-I3: 30.62 (15)	I3-Fin: 22.25 (19)	0.22 1.13 1.43 1.55	40.06	Avg.: 93.03
26	HEEL Werner	ITA	Int1: 15.59 (6)	Int2: 34.39 (6)	Int3: 1:06.13 (35)	Fin: 1:28.43 (33)	I1-I2: 18.80 (6)	I2-I3: 31.74 (57)	I3-Fin: 22.30 (23)	0.13 0.24 1.66 1.83	47.14	Avg.: 92.74
27	SULLIVAN Marco	USA	Int1: 15.69 (19)	Int2: 35.22 (44)	Int3: DNF	Fin: DNF	I1-I2: 19.53 (55)	I2-I3: DNF	I3-Fin: DNF	0.23 1.07		Avg.:
28	LANZINGER Matthias	AUT	Int1: 15.75 (26)	Int2: 34.84 (18)	Int3: 1:05.50 (16)	Fin: 1:28.14 (23)	I1-I2: 19.09 (25)	I2-I3: 30.66 (19)	I3-Fin: 22.64 (42)	0.29 0.69 1.03 1.54	39.80	Avg.: 93.04
29	JERMAN Andrej	SLO	Int1: 15.84 (35)	Int2: 34.75 (15)	Int3: 1:05.91 (30)	Fin: 1:28.13 (22)	I1-I2: 18.91 (13)	I2-I3: 31.16 (46)	I3-Fin: 22.22 (16)	0.38 0.60 1.44 1.53	39.55	Avg.: 93.05
30	INNERHOFER Christof	ITA	Int1: 15.79 (31)	Int2: 34.96 (26)	Int3: 1:05.92 (32)	Fin: 1:28.31 (28)	I1-I2: 19.17 (28)	I2-I3: 30.96 (36)	I3-Fin: 22.39 (28)	0.33 0.81 1.45 1.71	44.11	Avg.: 92.86
31	KOSTELIC Ivica	CRO	Int1: 15.63 (11)	Int2: 34.43 (7)	Int3: 1:04.70 (3)	Fin: 1:27.02 (8)	I1-I2: 18.80 (6)	I2-I3: 30.27 (3)	I3-Fin: 22.32 (24)	0.17 0.28 0.23 0.42	10.99	Avg.: 94.24
32	LIGETY Ted	USA	Int1: 15.99 (47)	Int2: 34.86 (20)	Int3: DNF	Fin: DNF	I1-I2: 18.87 (10)	I2-I3: DNF	I3-Fin: DNF	0.53 0.71		Avg.:
33	MOELGG Manfred	ITA	Int1: 15.79 (31)	Int2: 34.78 (16)	Int3: 1:05.62 (19)	Fin: 1:27.86 (17)	I1-I2: 18.99 (18)	I2-I3: 30.84 (30)	I3-Fin: 22.24 (18)	0.33 0.63 1.15 1.26	32.67	Avg.: 93.34
34	BRAND Olivier	SUI	Int1: 15.94 (39)	Int2: 34.99 (34)	Int3: 1:06.27 (38)	Fin: 1:28.64 (36)	I1-I2: 19.05 (20)	I2-I3: 31.28 (50)	I3-Fin: 22.37 (27)	0.48 0.84 1.80 2.04	52.43	Avg.: 92.52
35	ALSTER Christoph	AUT	Int1: 15.98 (45)	Int2: 34.97 (27)	Int3: 1:05.80 (24)	Fin: 1:28.38 (32)	I1-I2: 18.99 (18)	I2-I3: 30.83 (29)	I3-Fin: 22.58 (40)	0.52 0.82 1.33 1.78	45.88	Avg.: 92.79
36	SPORN Andrej	SLO	Int1: 15.83 (34)	Int2: 34.98 (31)	Int3: 1:06.04 (34)	Fin: 1:28.31 (28)	I1-I2: 19.15 (27)	I2-I3: 31.06 (43)	I3-Fin: 22.27 (21)	0.37 0.83 1.57 1.71	44.11	Avg.: 92.86

**Number of Competitors: 67**

Bib	Name	Nation	Positions			Partials			Difference		Speed	
			Pos.	Time	Rank	Pos.	Time	Rank	Time	Dist(m)	Pos.	km/h
37	STRUGER Peter	AUT	Int1: 15.94 (39)	Int2: 35.20 (43)	Int3: 1:06.53 (48)	Fin: 1:28.97 (42)	I1-I2: 19.26 (38)	I2-I3: 31.33 (52)	I3-Fin: 22.44 (32)	0.48 1.05 2.06 2.37	60.68	Avg.: 92.17
38	DALCIN Pierre-Emmanuel	FRA	Int1: 15.75 (26)	Int2: 34.92 (23)	Int3: 1:06.27 (38)	Fin: 1:28.91 (40)	I1-I2: 19.17 (28)	I2-I3: 31.35 (53)	I3-Fin: 22.64 (42)	0.29 0.77 1.80 2.31	59.19	Avg.: 92.24
39	THEAUX Adrien	FRA	Int1: 15.98 (45)	Int2: 35.45 (51)	Int3: DNF	Fin: DNF	I1-I2: 19.47 (52)	I2-I3: DNF	I3-Fin: DNF	0.52 1.30		Avg.:
40	FRISCH Jeffrey	CAN	Int1: 16.17 (60)	Int2: 35.37 (49)	Int3: 1:06.62 (50)	Fin: 1:29.11 (47)	I1-I2: 19.20 (30)	I2-I3: 31.25 (48)	I3-Fin: 22.49 (36)	0.71 1.22 2.15 2.51	64.17	Avg.: 92.03
41	PERKO Rok	SLO	Int1: 15.76 (28)	Int2: 34.99 (34)	Int3: DNF	Fin: DNF	I1-I2: 19.23 (34)	I2-I3: DNF	I3-Fin: DNF	0.30 0.84		Avg.:
42	HARI Konrad	SUI	Int1: 16.01 (53)	Int2: 34.97 (27)	Int3: 1:05.79 (23)	Fin: 1:28.49 (35)	I1-I2: 18.96 (17)	I2-I3: 30.82 (27)	I3-Fin: 22.70 (46)	0.55 0.82 1.32 1.89	48.65	Avg.: 92.67
43	HOFER Beni	SUI	Int1: 15.64 (14)	Int2: 34.97 (27)	Int3: 1:05.81 (26)	Fin: 1:28.28 (27)	I1-I2: 19.33 (43)	I2-I3: 30.84 (30)	I3-Fin: 22.47 (34)	0.18 0.82 1.34 1.68	43.35	Avg.: 92.90
44	MYHRE Lars Elton	NOR	Int1: 15.99 (47)	Int2: 35.59 (58)	Int3: 1:06.35 (41)	Fin: 1:28.68 (37)	I1-I2: 19.60 (56)	I2-I3: 30.76 (26)	I3-Fin: 22.33 (25)	0.53 1.44 1.88 2.08	53.43	Avg.: 92.48
45	MICKEL Finlay	GBR	Int1: 16.24 (62)	Int2: 35.91 (61)	Int3: 1:07.23 (54)	Fin: 1:29.67 (53)	I1-I2: 19.67 (61)	I2-I3: 31.32 (51)	I3-Fin: 22.44 (32)	0.78 1.76 2.76 3.07	77.99	Avg.: 91.46
46	PICHOT Sebastien	FRA	Int1: 16.01 (53)	Int2: 35.32 (48)	Int3: 1:06.34 (40)	Fin: 1:28.73 (39)	I1-I2: 19.31 (41)	I2-I3: 31.02 (40)	I3-Fin: 22.39 (28)	0.55 1.17 1.87 2.13	54.68	Avg.: 92.42
47	LANNING Thomas (tj)	USA	Int1: 16.00 (52)	Int2: 35.37 (49)	Int3: 1:06.48 (46)	Fin: 1:28.70 (38)	I1-I2: 19.37 (50)	I2-I3: 31.11 (45)	I3-Fin: 22.22 (16)	0.54 1.22 2.01 2.10	53.93	Avg.: 92.46
48	OLSSON Hans	SWE	Int1: 15.84 (35)	Int2: 35.18 (42)	Int3: 1:06.64 (51)	Fin: 1:29.87 (54)	I1-I2: 19.34 (44)	I2-I3: 31.46 (54)	I3-Fin: 23.23 (57)	0.38 1.03 2.17 3.27	82.89	Avg.: 91.25
49	GUFLER Michael	ITA	Int1: 16.02 (55)	Int2: 35.45 (51)	Int3: 1:06.20 (36)	Fin: 1:29.01 (44)	I1-I2: 19.43 (51)	I2-I3: 30.75 (24)	I3-Fin: 22.81 (47)	0.56 1.30 1.73 2.41	61.68	Avg.: 92.13

Number of Competitors: 67

Bib	Name	Nation	Positions			Partials			Difference		Speed	
			Pos.	Time	Rank	Pos.	Time	Rank	Time	Dist(m)	Pos.	km/h
50	WEIBRECHT Andrew	USA	Int1: 15.99 (47)	Int2: 35.24 (45)	Int3: 1:06.22 (37)	Fin: 1:29.09 (46)	I1-I2: 19.25 (37)	I2-I3: 30.98 (37)	I3-Fin: 22.87 (51)	0.53 1.09 1.75 2.49	63.67	Avg.: 92.05
51	EISATH Florian	ITA	Int1: 16.11 (59)	Int2:	Int3:	Fin: DNF	I1-I2:	I2-I3:	I3-Fin:	0.65		Avg.:
52	POISSON David	FRA	Int1: 15.97 (44)	Int2: 35.31 (47)	Int3: 1:05.82 (27)	Fin: 1:28.03 (20)	I1-I2: 19.34 (44)	I2-I3: 30.51 (12)	I3-Fin: 22.21 (15)	0.51 1.16 1.35 1.43	37.00	Avg.: 93.16
53	BLARDONE Massimiliano	ITA	Int1: 15.99 (47)	Int2: 35.04 (38)	Int3:	Fin: DNF	I1-I2: 19.05 (20)	I2-I3:	I3-Fin:	0.53 0.89		Avg.:
54	FRANCIS Kevin	USA	Int1: 15.99 (47)	Int2: 35.04 (38)	Int3:	Fin: DNF	I1-I2: 19.05 (20)	I2-I3:	I3-Fin:	0.53 0.89		Avg.:
55	OSBORNE-PARADIS Manuel	CAN	Int1: 15.92 (37)	Int2: 35.15 (40)	Int3: 1:05.87 (28)	Fin: 1:28.12 (21)	I1-I2: 19.23 (34)	I2-I3: 30.72 (22)	I3-Fin: 22.25 (19)	0.46 1.00 1.40 1.52	39.29	Avg.: 93.06
56	JANKA Carlo	SUI	Int1: 15.95 (42)	Int2: 34.90 (22)	Int3: 1:05.06 (9)	Fin: 1:28.20 (25)	I1-I2: 18.95 (16)	I2-I3: 30.16 (1)	I3-Fin: 23.14 (56)	0.49 0.75 0.59 1.60	41.32	Avg.: 92.98
57	RAINER Niklas	SWE	Int1: 16.08 (57)	Int2: 35.55 (54)	Int3: 1:06.57 (49)	Fin: 1:29.60 (52)	I1-I2: 19.47 (52)	I2-I3: 31.02 (40)	I3-Fin: 23.03 (55)	0.62 1.40 2.10 3.00	76.27	Avg.: 91.53
58	WRIGHT Patrick	CAN	Int1: 15.95 (42)	Int2: 35.56 (55)	Int3: 1:06.42 (43)	Fin: 1:28.93 (41)	I1-I2: 19.61 (59)	I2-I3: 30.86 (33)	I3-Fin: 22.51 (38)	0.49 1.41 1.95 2.33	59.68	Avg.: 92.22
59	BRANCH Craig	AUS	Int1: 16.04 (56)	Int2: 35.56 (55)	Int3: 1:06.76 (53)	Fin: 1:29.58 (51)	I1-I2: 19.52 (54)	I2-I3: 31.20 (47)	I3-Fin: 22.82 (48)	0.58 1.41 2.29 2.98	75.78	Avg.: 91.55
60	RICHARD Cyprien	FRA	Int1: 16.28 (64)	Int2: 35.56 (55)	Int3: 1:06.43 (44)	Fin: 1:28.97 (42)	I1-I2: 19.28 (39)	I2-I3: 30.87 (34)	I3-Fin: 22.54 (39)	0.82 1.41 1.96 2.37	60.68	Avg.: 92.17
61	BERTHOD Marc	SUI	Int1: 15.94 (39)	Int2: 35.71 (59)	Int3: 1:06.37 (42)	Fin: 1:29.31 (49)	I1-I2: 19.77 (64)	I2-I3: 30.66 (19)	I3-Fin: 22.94 (53)	0.48 1.56 1.90 2.71	69.12	Avg.: 91.82
62	SANDELL Marcus	FIN	Int1: 16.10 (58)	Int2: 35.45 (51)	Int3: 1:06.48 (46)	Fin: 1:29.12 (48)	I1-I2: 19.35 (46)	I2-I3: 31.03 (42)	I3-Fin: 22.64 (42)	0.64 1.30 2.01 2.52	64.41	Avg.: 92.02

**Number of Competitors: 67**

Bib	Name	Nation	Positions			Partials			Difference		Speed	
			Pos.	Time	Rank	Pos.	Time	Rank	Time	Dist(m)	Pos.	km/h
63	JANSRUD Kjetil	NOR	Int1: 16.29 (65)	Int2: 35.89 (60)	Int3: 1:06.47 (45)	Fin: 1:29.05 (45)	I1-I2: 19.60 (56)	I2-I3: 30.58 (14)	I3-Fin: 22.58 (40)	0.83 1.74 2.00 2.45	62.67	Avg.: 92.09
64	NEUREUTHER Felix	GER	Int1: 16.40 (66)	Int2: 36.01 (63)	Int3: 1:06.65 (52)	Fin: 1:29.50 (50)	I1-I2: 19.61 (59)	I2-I3: 30.64 (18)	I3-Fin: 22.85 (49)	0.94 1.86 2.18 2.90	73.81	Avg.: 91.63
65	BYGGMARK Jens	SWE	Int1: 16.26 (63)	Int2: 35.98 (62)	Int3: 1:07.47 (56)	Fin: 1:30.39 (56)	I1-I2: 19.72 (63)	I2-I3: 31.49 (55)	I3-Fin: 22.92 (52)	0.80 1.83 3.00 3.79	95.52	Avg.: 90.73
66	COCHRAN Jimmy	USA	Int1: 16.49 (67)	Int2: 36.18 (65)	Int3: 1:07.71 (57)	Fin: 1:30.57 (57)	I1-I2: 19.69 (62)	I2-I3: 31.53 (56)	I3-Fin: 22.86 (50)	1.03 2.03 3.24 3.97	99.85	Avg.: 90.55
67	SIMARI BIRKNER Cristian Javier	ARG	Int1: 16.22 (61)	Int2: 36.04 (64)	Int3: 1:07.31 (55)	Fin: 1:30.32 (55)	I1-I2: 19.82 (65)	I2-I3: 31.27 (49)	I3-Fin: 23.01 (54)	0.76 1.89 2.84 3.72	93.82	Avg.: 90.80

**LEGEND**

**Pos** Intermediate or Speed Position    **Dist(m)** Distance behind the first    **Int2:** Intermediate 2    **DNF** Did Not Finish  
**Avg.** Average Speed for the race    **Int1:** Intermediate 1    **Int3:** Intermediate 3    **Fin:** Finish



# AUDI FIS SKI WORLD CUP 2007/08



## AFTER 5th MEN'S SUPER-G SUPER-G FIS WCSL LIST

25 NOV 2007 Lake Louise, AB (CAN)  
 3 DEC 2007 Beaver Creek, CO (USA)  
 14 DEC 2007 Val Gardena – Groeden (ITA)  
 18 JAN 2008 Kitzbühel (AUT)  
 21 FEB 2008 Whistler, BC (CAN)

Number of Competitors: 67

Rank	FIS Code	Name	Nation	1	2	3	4	5	Base	- X	+ Y	= WCSL-SG
1	510030	CUCHE Didier	SUI	60	24	100	60	36	258	184	280	354
2	50451	GRUBER Christoph	AUT	26	60	24	15	100	203	145	225	283
3	51005	SCHEIBER Mario	AUT	16	80	20	60	29	214	153	205	266
4	50625	RAICH Benjamin	AUT	80	45	36	36	24	106	76	221	251
5	350032	BUECHEL Marco	LIE	-	14	60	100	26	172	123	200	249
6	50742	REICHELTHANNES Hannes	AUT	9	100	26	10	80	56	40	225	241
7	102263	GUAY Erik	CAN	45	-	45	24	50	176	126	164	214
8	50423	MAIER Hermann	AUT	15	12	32	80	-	213	152	139	200
9	290998	STAUDACHER Patrick	ITA	13	36	40	18	50	140	100	157	197
10	532431	MILLER Bode	USA	6	1	80	22	-	304	217	109	196
11	102873	KUCERA John	CAN	36	16	14	45	16	194	139	127	182
12	510727	DEFAGO Didier	SUI	29	9	50	18	40	100	71	146	175
13	421328	SVINDAL Aksel Lund	NOR	100	-	-	-	-	201	144	100	157
14	50858	STREITBERGER Georg	AUT	13	22	12	5	22	136	97	74	113
15	102271	HUDEK Jan	CAN	32	29	29	-	-	67	48	90	109
16	50600	GOERGL Stephan	AUT	22	20	22	-	12	78	56	76	98
17	510767	HOFFMANN Ambrosi	SUI	40	12	14	11	15	13	9	92	96
17	50041	WALCHHOFER Michael	AUT	5	45	18	4	3	75	54	75	96
19	292455	FILL Peter	ITA	7	-	10	29	-	161	115	46	92
20	102814	BOURQUE Francois	CAN	10	20	-	12	20	103	74	62	91
21	560406	GORZA Ales	SLO	-	29	-	-	60	-	-	89	89
22	293006	INNERHOFER Christof	ITA	24	12	11	32	3	13	9	82	86
23	560332	JERMAN Andrej	SLO	50	2	15	-	9	18	13	76	81
24	510993	ALBRECHT Daniel	SUI	-	50	-	6	13	22	16	69	75
25	50743	LANZINGER Matthias	AUT	-	15	-	14	8	76	54	37	59
26	102961	DIXON Robbie	CAN	-	-	-	40	18	-	-	58	58
27	291399	GIRARDI Walter	ITA	-	13	16	14	-	34	24	43	53
28	380260	KOSTELIC Ivica	CRO	3	7	-	9	32	-	-	51	51
29	50182	STROBL Fritz	AUT	-	-	-	-	-	174	124	-	50
30	292514	HEEL Werner	ITA	18	-	3	20	-	19	14	41	46
30	533866	NYMAN Steven	USA	20	-	-	-	6	69	49	26	46
32	510747	GRUENENFELDER Tobias	SUI	4	32	-	-	7	-	-	43	43





# AUDI FIS SKI WORLD CUP 2007/08



## AFTER 5th MEN'S SUPER-G SUPER-G FIS WCSL LIST

25 NOV 2007 Lake Louise, AB (CAN)  
 3 DEC 2007 Beaver Creek, CO (USA)  
 14 DEC 2007 Val Gardena – Groeden (ITA)  
 18 JAN 2008 Kitzbühel (AUT)  
 21 FEB 2008 Whistler, BC (CAN)

Number of Competitors: 67

Rank	FIS Code	Name	Nation	1	2	3	4	5	Base	- X	+ Y = WCSL-SG	
33	510478	KERNEN Bruno	SUI	-	-	-	-	-	143	102	-	41
33	510890	ZURBRIGGEN Silvan	SUI	3	-	10	-	-	97	69	13	41
35	50833	GRUGGER Hans	AUT	-	-	-	-	-	124	89	-	35
36	201606	KEPPLER Stephan	GER	13	-	-	-	-	58	41	13	30
36	533131	SULLIVAN Marco	USA	-	-	4	26	-	-	-	30	30
38	532490	MACARTNEY Scott	USA	14	-	8	-	-	14	10	22	26
39	190930	DENERIAZ Antoine	FRA	-	-	-	-	-	85	61	-	24
40	500150	JAERBYN Patrik	SWE	-	-	-	-	-	78	56	-	22
41	191116	DALCIN Pierre-Emmanuel	FRA	8	-	-	1	-	34	24	9	19
41	102899	OSBORNE-PARADIS M.	CAN	-	-	7	2	10	-	-	19	19
43	292491	MOELGG Manfred	ITA	-	-	-	-	14	-	-	14	14
44	510997	BERTHOD Marc	SUI	-	-	-	7	-	15	11	7	11
44	191964	POISSON David	FRA	-	-	-	-	11	-	-	11	11
44	560447	SPORN Andrej	SLO	1	-	-	-	3	25	18	4	11
47	192746	THEAUX Adrien	FRA	-	7	-	-	-	10	7	7	10
48	50761	ALSTER Christoph	AUT	-	4	-	3	-	3	2	7	8
48	534567	LANNING Thomas (tj)	USA	-	-	5	-	-	12	9	5	8
48	534562	LIGETY Ted	USA	-	8	-	-	-	-	-	8	8
48	293141	VARETONI Silvano	ITA	-	-	-	8	-	-	-	8	8
52	561006	GLEBOV Alek	SLO	-	-	6	-	-	-	-	6	6
52	511313	JANKA Carlo	SUI	-	-	-	-	6	-	-	6	6
54	191746	DE TESSIERES Gauthier	FRA	-	-	-	-	-	16	11	-	5
54	292056	GUFLER Michael	ITA	-	-	-	-	-	18	13	-	5
54	421400	MYHRE Lars Elton	NOR	-	5	-	-	-	-	-	5	5
57	103087	GUAY Stefan	CAN	-	-	-	-	-	15	11	-	4
57	510165	HOFER Beni	SUI	-	-	-	-	4	-	-	4	4
57	501076	OLSSON Hans	SWE	-	-	-	-	-	13	9	-	4
60	510307	BRAND Olivier	SUI	-	-	2	-	-	5	4	2	3
60	50919	STRUGER Peter	AUT	-	3	-	-	-	-	-	3	3
62	292000	BLARDONE Massimiliano	ITA	-	-	-	-	-	7	5	-	2
62	292967	EISATH Florian	ITA	-	-	-	-	-	7	5	-	2
62	292150	HAPPACHER Alex	ITA	-	-	1	-	-	5	4	1	2







# AUDI FIS SKI WORLD CUP 2007/08



## AFTER 5th MEN'S SUPER-G SUPER-G FIS WCSL LIST

25 NOV 2007 Lake Louise, AB (CAN)  
 3 DEC 2007 Beaver Creek, CO (USA)  
 14 DEC 2007 Val Gardena - Groeden (ITA)  
 18 JAN 2008 Kitzbühel (AUT)  
 21 FEB 2008 Whistler, BC (CAN)

Number of Competitors: 67

Rank	FIS Code	Name	Nation	1	2	3	4	5	Base	X	+ Y = WCSL-SG
62	501026	RAINER Niklas	SWE	-	-	-	-	-	8	6	- 2
66	103512	FRISCH Jeffrey	CAN	-	-	-	-	-	2	1	- 1
66	180449	PELLINEN Jouni	FIN	-	-	-	-	-	3	2	- 1

Number of Competitors per Nation until 60th position

AUT : 13	CAN : 7	CRO : 1	FRA : 5	GER : 1	ITA : 8
LIE : 1	NOR : 2	SLO : 4	SUI : 11	SWE : 2	USA : 6

### LEGEND

**Base** Last season WCSL points  
**X** (Base / number of planned races in the current season) \* number of completed races in the current season  
**Y** WC points won in the current season  
**WCSL-SG** World Cup Start List points for Super-G

21-02-2008 / Whistler, BC (CAN) / 1052

Page 3/3

[www.fis-ski.com](http://www.fis-ski.com)

Generation Date: THU 21 FEB 2008

Time: 12:56

Document: 60A 1.0





# AUDI FIS SKI WORLD CUP 2007/08



## AFTER 5th MEN'S SUPER-G OVERALL FIS WCSL LIST

Number of Competitors: 173

Rank	FIS Code	Name	Nation	WCSL	DH	SL	GS	SG	SC
1	532431	MILLER Bode	USA	1354	505 (2)	69 (30)	174 (10)	196 (10)	410 (1)
2	510030	CUCHE Didier	SUI	1306	672 (1)	–	234 (8)	354 (1)	46 (23)
3	50625	RAICH Benjamin	AUT	1285	51 (34)	432 (4)	368 (1)	251 (4)	183 (6)
4	510993	ALBRECHT Daniel	SUI	758	41 (38)	84 (27)	313 (5)	75 (24)	245 (3)
5	534562	LIGETY Ted	USA	756	15 (53)	269 (10)	333 (4)	8 (48)	131 (7)
6	292491	MOELGG Manfred	ITA	755	–	466 (3)	272 (7)	14 (43)	3 (51)
7	192665	GRANGE Jean-Baptiste	FRA	737	–	517 (2)	–	–	220 (4)
8	380260	KOSTELIC Ivica	CRO	696	34 (42)	355 (6)	–	51 (28)	256 (2)
9	50707	MATT Mario	AUT	683	–	532 (1)	116 (16)	–	35 (29)
10	421328	SVINDAL Aksel Lund	NOR	631	140 (20)	41 (40)	293 (6)	157 (13)	–
11	50451	GRUBER Christoph	AUT	611	202 (18)	–	126 (15)	283 (2)	–
12	510727	DEFAGO Didier	SUI	586	232 (11)	–	128 (14)	175 (12)	51 (21)
13	350032	BUECHEL Marco	LIE	582	314 (6)	–	19 (44)	249 (5)	–
14	51005	SCHEIBER Mario	AUT	574	215 (14)	–	60 (29)	266 (3)	33 (30)
15	50041	WALCHHOFER Michael	AUT	563	459 (3)	–	8 (57)	96 (17)	–
16	180251	PALANDER Kalle	FIN	538	–	172 (17)	366 (2)	–	–
17	560332	JERMAN Andrej	SLO	535	343 (4)	–	–	81 (23)	111 (9)
18	50547	SCHOENFELDER Rainer	AUT	508	50 (35)	175 (16)	77 (23)	–	206 (5)
19	102263	GUAY Erik	CAN	502	288 (7)	–	–	214 (7)	–
19	102873	KUCERA John	CAN	502	139 (21)	–	149 (12)	182 (11)	32 (31)
21	292455	FILL Peter	ITA	485	242 (10)	–	56 (31)	92 (19)	95 (10)
22	50423	MAIER Hermann	AUT	475	204 (17)	–	71 (24)	200 (8)	–
23	191459	LIZEROUX Julien	FRA	429	–	339 (8)	–	–	90 (11)
24	501101	BYGGMARK Jens	SWE	399	–	345 (7)	18 (45)	–	36 (28)
25	50742	REICHELTH Hannes	AUT	396	8 (61)	–	147 (13)	241 (6)	–
26	510997	BERTHOD Marc	SUI	387	–	140 (21)	212 (9)	11 (44)	24 (36)
27	201702	NEUREUTHER Felix	GER	386	–	375 (5)	11 (55)	–	–
28	533131	SULLIVAN Marco	USA	348	318 (5)	–	–	30 (36)	–
29	292000	BLARDONE Massimiliano	ITA	339	–	–	337 (3)	2 (62)	–
30	290998	STAUDACHER Patrick	ITA	334	86 (25)	–	–	197 (9)	51 (21)
31	500656	LARSSON Markus	SWE	330	–	182 (14)	64 (28)	–	84 (13)
32	50605	HERBST Reinfried	AUT	327	–	327 (9)	–	–	–
32	102271	HUDEK Jan	CAN	327	218 (13)	–	–	109 (15)	–
34	510767	HOFFMANN Ambrosi	SUI	316	220 (12)	–	–	96 (17)	–
35	102814	BOURQUE Francois	CAN	279	16 (52)	–	162 (11)	91 (20)	10 (44)
36	102899	OSBORNE-PARADIS Manuel	CAN	271	252 (9)	–	–	19 (41)	–
37	50695	BUDER Andreas	AUT	270	270 (8)	–	–	–	–

21-02-2008 / Whistler, BC (CAN) / 1052

Page 1/5

www.fis-ski.com

Generation Date: THU 21 FEB 2008

Time: 12:56

Document: 60B 1.0





# AUDI FIS SKI WORLD CUP 2007/08



## AFTER 5th MEN'S SUPER-G OVERALL FIS WCSL LIST

Number of Competitors: 173

Rank	FIS Code	Name	Nation	WCSL	DH	SL	GS	SG	SC
38	533866	NYMAN Steven	USA	253	207 (16)	–	–	46 (30)	–
39	560406	GORZA Ales	SLO	238	–	1 (70)	69 (25)	89 (21)	79 (15)
40	293006	INNERHOFER Christof	ITA	228	60 (31)	–	–	86 (22)	82 (14)
41	291641	SULZENBACHER Kurt	ITA	209	209 (15)	–	–	–	–
42	291145	DEVILLE Cristian	ITA	205	–	205 (11)	–	–	–
42	50600	GOERGL Stephan	AUT	205	–	–	107 (17)	98 (16)	–
44	560425	VAJDIC Bernard	SLO	200	–	193 (13)	7 (60)	–	–
45	50858	STREITBERGER Georg	AUT	197	83 (27)	–	–	113 (14)	1 (52)
45	510890	ZURBRIGGEN Silvan	SUI	197	38 (40)	78 (29)	–	41 (33)	40 (26)
47	511127	GINI Marc	SUI	194	–	194 (12)	–	–	–
47	292514	HEEL Werner	ITA	194	130 (22)	–	–	46 (30)	18 (38)
49	501017	MYHRER Andre	SWE	183	–	146 (19)	37 (36)	–	–
50	290478	ROCCA Giorgio	ITA	177	–	177 (15)	–	–	–
51	51215	BAUMANN Romed	AUT	171	33 (43)	31 (43)	21 (41)	–	86 (12)
52	50753	KROELL Klaus	AUT	169	169 (19)	–	–	–	–
53	534040	COCHRAN Jimmy	USA	167	–	126 (22)	41 (34)	–	–
54	290732	THALER Patrick	ITA	148	–	148 (18)	–	–	–
55	301312	SASAKI Akira	JPN	142	–	142 (20)	–	–	–
56	380292	ZRNCIC-DIM Natko	CRO	137	13 (57)	–	–	–	124 (8)
57	191116	DALCIN Pierre-Emmanuel	FRA	130	111 (23)	–	–	19 (41)	–
57	532490	MACARTNEY Scott	USA	130	104 (24)	–	–	26 (38)	–
59	510747	GRUENENFELDER Tobias	SUI	128	85 (26)	–	–	43 (32)	–
59	50743	LANZINGER Matthias	AUT	128	–	–	69 (25)	59 (25)	–
61	50182	STROBL Fritz	AUT	116	66 (30)	–	–	50 (29)	–
62	190677	CHENAL Joel	FRA	112	–	22 (50)	90 (22)	–	–
62	510478	KERNEN Bruno	SUI	112	71 (29)	–	–	41 (33)	–
64	192746	THEAUX Adrien	FRA	105	55 (32)	–	–	10 (47)	40 (26)
65	292250	SCHIEPPATI Alberto	ITA	104	–	–	104 (18)	–	–
66	560371	DRAGSIC Mitja	SLO	103	–	103 (23)	–	–	–
67	421400	MYHRE Lars Elton	NOR	102	26 (46)	12 (58)	–	5 (54)	59 (18)
68	192506	MISSILLIER Steve	FRA	101	–	80 (28)	21 (41)	–	–
68	50624	PRANGER Manfred	AUT	101	–	101 (24)	–	–	–
70	500499	BROLENIUS Johan	SWE	95	–	95 (25)	–	–	–
71	102435	JANYK Michael	CAN	94	–	94 (26)	–	–	–
71	292120	SIMONCELLI Davide	ITA	94	–	–	94 (19)	–	–
73	500139	NYBERG Fredrik	SWE	93	–	–	93 (20)	–	–
74	150398	BANK Ondrej	CZE	92	–	32 (42)	–	–	60 (17)

21-02-2008 / Whistler, BC (CAN) / 1052

Page 2/5

[www.fis-ski.com](http://www.fis-ski.com)

Generation Date: THU 21 FEB 2008

Time: 12:56

Document: 60B 1.0





# AUDI FIS SKI WORLD CUP 2007/08



## AFTER 5th MEN'S SUPER-G OVERALL FIS WCSL LIST

Number of Competitors: 173

Rank	FIS Code	Name	Nation	WCSL	DH	SL	GS	SG	SC
74	191750	FANARA Thomas	FRA	92	–	–	92 (21)	–	–
76	501076	OLSSON Hans	SWE	91	41 (38)	–	–	4 (57)	46 (23)
77	50833	GRUGGER Hans	AUT	90	55 (32)	–	–	35 (35)	–
78	191462	PAQUIN Pierre	FRA	88	–	22 (50)	–	–	66 (16)
79	191591	BERTRAND Yannick	FRA	83	83 (27)	–	–	–	–
80	420148	KARLSEN Truls Ove	NOR	81	–	30 (44)	51 (32)	–	–
81	292967	EISATH Florian	ITA	71	–	–	10 (56)	2 (62)	59 (18)
82	501111	HARGIN Mattias	SWE	67	–	67 (31)	–	–	–
82	180534	SANDELL Marcus	FIN	67	–	–	67 (27)	–	–
84	102727	STUTZ Paul	CAN	66	–	11 (59)	–	–	55 (20)
84	560355	VALENCIC Mitja	SLO	66	–	53 (34)	13 (52)	–	–
86	291399	GIRARDI Walter	ITA	64	11 (58)	–	–	53 (27)	–
86	50900	KOLL Alexander	AUT	64	–	46 (38)	–	–	18 (38)
88	300804	MINAGAWA Kentaro	JPN	62	–	62 (32)	–	–	–
89	191740	CLAREY Johan	FRA	61	45 (36)	–	–	–	16 (41)
90	102961	DIXON Robbie	CAN	60	2 (71)	–	–	58 (26)	–
91	501116	LAHDENPERAE Anton	SWE	59	–	59 (33)	–	–	–
92	501026	RAINER Niklas	SWE	58	–	–	15 (50)	2 (62)	41 (25)
93	101895	ROY Jean-Philippe	CAN	57	–	–	57 (30)	–	–
94	500150	JAERBYN Patrik	SWE	55	33 (43)	–	–	22 (40)	–
94	511313	JANKA Carlo	SUI	55	–	–	17 (46)	6 (52)	32 (31)
96	191964	POISSON David	FRA	53	42 (37)	–	–	11 (44)	–
97	50981	HOERL Wolfgang	AUT	52	–	52 (35)	–	–	–
97	201606	KEPPLER Stephan	GER	52	22 (49)	–	–	30 (36)	–
97	511352	VILETTA Sandro	SUI	52	–	44 (39)	8 (57)	–	–
100	500124	HANSSON Martin	SWE	51	–	51 (36)	–	–	–
101	191423	RICHARD Cyprien	FRA	49	–	–	49 (33)	–	–
102	100115	GRANDI Thomas	CAN	48	–	23 (48)	25 (38)	–	–
103	53831	HIRSCHER Marcel	AUT	47	–	47 (37)	–	–	–
104	530939	WEIBRECHT Andrew	USA	44	26 (46)	–	–	–	18 (38)
105	534567	LANNING Thomas (tj)	USA	42	8 (61)	–	–	8 (48)	26 (34)
106	560447	SPORN Andrej	SLO	39	2 (71)	–	–	11 (44)	26 (34)
107	530703	SCHLOPY Erik	USA	38	–	–	38 (35)	–	–
108	191415	BOTTOLLIER-LASQUIN Marc	FRA	37	37 (41)	–	–	–	–
109	292056	GUFLER Michael	ITA	35	–	–	6 (61)	5 (54)	24 (36)
109	150594	TREJBAL Filip	CZE	35	–	34 (41)	–	–	1 (52)
111	421483	JANSRUD Kjetil	NOR	34	–	20 (53)	14 (51)	–	–

21-02-2008 / Whistler, BC (CAN) / 1052

Page 3/5

[www.fis-ski.com](http://www.fis-ski.com)

Generation Date: THU 21 FEB 2008

Time: 12:56

Document: 60B 1.0





# AUDI FIS SKI WORLD CUP 2007/08



## AFTER 5th MEN'S SUPER-G OVERALL FIS WCSL LIST

Number of Competitors: 173

Rank	FIS Code	Name	Nation	WCSL	DH	SL	GS	SG	SC
112	480736	HOROSHILOV Alexandr	RUS	32	-	-	-	-	32 (31)
113	190236	COVILI Frederic	FRA	30	-	-	30 (37)	-	-
113	50997	OMMINGER Andreas	AUT	30	-	30 (44)	-	-	-
115	293098	RAZZOLI Giuliano	ITA	29	-	29 (46)	-	-	-
116	510165	HOFER Beni	SUI	28	24 (48)	-	-	4 (57)	-
116	201439	STEHLE Johannes	GER	28	28 (45)	-	-	-	-
116	301709	YUASA Naoki	JPN	28	-	28 (47)	-	-	-
119	190930	DENERIAZ Antoine	FRA	27	3 (68)	-	-	24 (39)	-
119	192932	FAYED Guillermo	FRA	27	20 (50)	-	-	-	7 (48)
121	192504	MERMILLOD BLONDIN T.	FRA	24	-	-	24 (39)	-	-
122	500909	ANDERSSON Oscar	SWE	23	-	23 (48)	-	-	-
122	510498	ZUEGER Cornel	SUI	23	15 (53)	-	-	-	8 (47)
124	92591	ALBRECHT Kilian	BUL	22	-	22 (50)	-	-	-
124	291768	ROBERTO Alessandro	ITA	22	-	-	22 (40)	-	-
124	293141	VARETONI Silvano	ITA	22	14 (55)	-	-	8 (48)	-
127	191746	DE TESSIERES Gauthier	FRA	21	-	-	16 (47)	5 (54)	-
127	150644	KRYZL Krystof	CZE	21	-	7 (64)	-	-	14 (43)
127	561067	PERKO Rok	SLO	21	11 (58)	-	-	-	10 (44)
130	533739	MARSHALL Cody	USA	20	-	20 (53)	-	-	-
130	290693	PLONER Alexander	ITA	20	-	-	20 (43)	-	-
132	191640	ANSELMET Alexandre	FRA	18	-	18 (55)	-	-	-
133	102456	BIGGS Patrick	CAN	17	-	17 (56)	-	-	-
133	510207	HARI Konrad	SUI	17	17 (51)	-	-	-	-
135	191227	BURTIN Raphael	FRA	16	-	-	16 (47)	-	-
135	192653	FREY Thomas	FRA	16	-	-	16 (47)	-	-
137	293550	MARSAGLIA Matteo	ITA	15	-	-	-	-	15 (42)
138	291389	FISCHNALLER Roland	ITA	14	14 (55)	-	-	-	-
139	50931	BECHTER Patrick	AUT	13	-	-	13 (52)	-	-
139	51007	SCHOERGHOFFER Philipp	AUT	13	-	-	13 (52)	-	-
139	200251	VOGL Alois	GER	13	-	13 (57)	-	-	-
142	292150	HAPPACHER Alex	ITA	11	-	-	-	2 (62)	9 (46)
142	180292	LEINO Jukka	FIN	11	-	11 (59)	-	-	-
144	220228	MICKEL Finlay	GBR	10	10 (60)	-	-	-	-
145	191425	TISSOT Stephane	FRA	9	-	9 (61)	-	-	-
146	50761	ALSTER Christoph	AUT	8	-	-	-	8 (48)	-
146	190915	BOURGEOAT Pierrick	FRA	8	-	8 (62)	-	-	-
146	50675	ENGL Kurt	AUT	8	-	8 (62)	-	-	-

21-02-2008 / Whistler, BC (CAN) / 1052

Page 4/5

[www.fis-ski.com](http://www.fis-ski.com)

Generation Date: THU 21 FEB 2008

Time: 12:56

Document: 60B 1.0





# AUDI FIS SKI WORLD CUP 2007/08



## AFTER 5th MEN'S SUPER-G OVERALL FIS WCSL LIST

Number of Competitors: 173

Rank	FIS Code	Name	Nation	WCSL	DH	SL	GS	SG	SC
146	103512	FRISCH Jeffrey	CAN	8	7 (63)	-	-	1 (66)	-
146	291421	RIEDER Arnold	ITA	8	-	-	8 (57)	-	-
151	420069	BURAAS Hans-Petter	NOR	7	-	7 (64)	-	-	-
151	293079	PITTSCHIELER Kurt	ITA	7	-	-	-	-	7 (48)
153	40171	BRANCH Craig	AUS	6	6 (64)	-	-	-	-
153	561006	GLEBOV Alek	SLO	6	-	-	-	6 (52)	-
153	201987	STRODL Andreas	GER	6	6 (64)	-	-	-	-
156	511383	FEUZ Beat	SUI	5	5 (66)	-	-	-	-
156	290910	LONGHI Omar	ITA	5	-	-	5 (62)	-	-
158	40255	BRAUER Jono	AUS	4	-	-	-	-	4 (50)
158	103087	GUAY Stefan	CAN	4	-	-	-	4 (57)	-
158	910000	IMBODEN Urs	MDA	4	-	4 (66)	-	-	-
158	190278	LLORACH Gaetan	FRA	4	-	4 (66)	-	-	-
158	191911	NOCENTI Cyril	FRA	4	4 (67)	-	-	-	-
158	191778	PICHOT Sebastien	FRA	4	-	-	4 (63)	-	-
164	220083	BAXTER Noel	GBR	3	-	3 (68)	-	-	-
164	510969	BONETTI Michael	SUI	3	3 (68)	-	-	-	-
164	510307	BRAND Olivier	SUI	3	-	-	-	3 (60)	-
164	510051	GRUENENFELDER Juerg	SUI	3	3 (68)	-	-	-	-
164	50919	STRUGER Peter	AUT	3	-	-	-	3 (60)	-
169	501071	NORDH Fredrik	SWE	2	-	2 (69)	-	-	-
170	290844	DEFLORIAN Mirko	ITA	1	-	-	1 (64)	-	-
170	50824	DREIER Christoph	AUT	1	-	1 (70)	-	-	-
170	180449	PELLINEN Jouni	FIN	1	-	-	-	1 (66)	-
170	532188	SPENCER Dane	USA	1	-	-	1 (64)	-	-

### LEGEND

SC Super Combined points SG Super-G points DH Downhill points WCSL Overall points SL Slalom points  
GS Giant Slalom points

21-02-2008 / Whistler, BC (CAN) / 1052

Page 5/5

[www.fis-ski.com](http://www.fis-ski.com)

Generation Date: THU 21 FEB 2008

Time: 12:56

Document: 60B 1.0





# AUDI FIS SKI WORLD CUP 2007/08



## 5th MEN'S SUPER-G SUPER-G FIS WORLD CUP STANDINGS

25 NOV 2007 Lake Louise, AB (CAN)  
 3 DEC 2007 Beaver Creek, CO (USA)  
 14 DEC 2007 Val Gardena – Groeden (ITA)  
 18 JAN 2008 Kitzbühel (AUT)  
 21 FEB 2008 Whistler, BC (CAN)

Number of Competitors: 53

Rank	FIS Code	Name	Nation	1	2	3	4	5	WC-SG Diff.
1	510030	CUCHE Didier	SUI	60	24	100	60	36	280
2	50451	GRUBER Christoph	AUT	26	60	24	15	100	225 - 55
2	50742	REICHELTH Hannes	AUT	9	100	26	10	80	225 - 55
4	50625	RAICH Benjamin	AUT	80	45	36	36	24	221 - 59
5	51005	SCHEIBER Mario	AUT	16	80	20	60	29	205 - 75
6	350032	BUECHEL Marco	LIE	-	14	60	100	26	200 - 80
7	102263	GUAY Erik	CAN	45	-	45	24	50	164 - 116
8	290998	STAUDACHER Patrick	ITA	13	36	40	18	50	157 - 123
9	510727	DEFAGO Didier	SUI	29	9	50	18	40	146 - 134
10	50423	MAIER Hermann	AUT	15	12	32	80	-	139 - 141
11	102873	KUCERA John	CAN	36	16	14	45	16	127 - 153
12	532431	MILLER Bode	USA	6	1	80	22	-	109 - 171
13	421328	SVINDAL Aksel Lund	NOR	100	-	-	-	-	100 - 180
14	510767	HOFFMANN Ambrosi	SUI	40	12	14	11	15	92 - 188
15	102271	HUDEK Jan	CAN	32	29	29	-	-	90 - 190
16	560406	GORZA Ales	SLO	-	29	-	-	60	89 - 191
17	293006	INNERHOFER Christof	ITA	24	12	11	32	3	82 - 198
18	50600	GOERGL Stephan	AUT	22	20	22	-	12	76 - 204
18	560332	JERMAN Andrej	SLO	50	2	15	-	9	76 - 204
20	50041	WALCHHOFER Michael	AUT	5	45	18	4	3	75 - 205
21	50858	STREITBERGER Georg	AUT	13	22	12	5	22	74 - 206
22	510993	ALBRECHT Daniel	SUI	-	50	-	6	13	69 - 211
23	102814	BOURQUE Francois	CAN	10	20	-	12	20	62 - 218
24	102961	DIXON Robbie	CAN	-	-	-	40	18	58 - 222
25	380260	KOSTELIC Ivica	CRO	3	7	-	9	32	51 - 229
26	292455	FILL Peter	ITA	7	-	10	29	-	46 - 234
27	291399	GIRARDI Walter	ITA	-	13	16	14	-	43 - 237
27	510747	GRUENENFELDER Tobias	SUI	4	32	-	-	7	43 - 237
29	292514	HEEL Werner	ITA	18	-	3	20	-	41 - 239
30	50743	LANZINGER Matthias	AUT	-	15	-	14	8	37 - 243
31	533131	SULLIVAN Marco	USA	-	-	4	26	-	30 - 250
32	533866	NYMAN Steven	USA	20	-	-	-	6	26 - 254





# AUDI FIS SKI WORLD CUP 2007/08



## 5th MEN'S SUPER-G SUPER-G FIS WORLD CUP STANDINGS

25 NOV 2007 Lake Louise, AB (CAN)  
 3 DEC 2007 Beaver Creek, CO (USA)  
 14 DEC 2007 Val Gardena – Groeden (ITA)  
 18 JAN 2008 Kitzbühel (AUT)  
 21 FEB 2008 Whistler, BC (CAN)

Number of Competitors: 53

Rank	FIS Code	Name	Nation	1	2	3	4	5	WC-SG Diff.
33	532490	MACARTNEY Scott	USA	14	-	8	-	-	22 - 258
34	102899	OSBORNE-PARADIS M.	CAN	-	-	7	2	10	19 - 261
35	292491	MOELGG Manfred	ITA	-	-	-	-	14	14 - 266
36	201606	KEPPLER Stephan	GER	13	-	-	-	-	13 - 267
36	510890	ZURBRIGGEN Silvan	SUI	3	-	10	-	-	13 - 267
38	191964	POISSON David	FRA	-	-	-	-	11	11 - 269
39	191116	DALCIN Pierre-Emmanuel	FRA	8	-	-	1	-	9 - 271
40	534562	LIGETY Ted	USA	-	8	-	-	-	8 - 272
40	293141	VARETONI Silvano	ITA	-	-	-	8	-	8 - 272
42	50761	ALSTER Christoph	AUT	-	4	-	3	-	7 - 273
42	510997	BERTHOD Marc	SUI	-	-	-	7	-	7 - 273
42	192746	THEAUX Adrien	FRA	-	7	-	-	-	7 - 273
45	561006	GLEBOV Alek	SLO	-	-	6	-	-	6 - 274
45	511313	JANKA Carlo	SUI	-	-	-	-	6	6 - 274
47	534567	LANNING Thomas (tj)	USA	-	-	5	-	-	5 - 275
47	421400	MYHRE Lars Elton	NOR	-	5	-	-	-	5 - 275
49	510165	HOFER Beni	SUI	-	-	-	-	4	4 - 276
49	560447	SPORN Andrej	SLO	1	-	-	-	3	4 - 276
51	50919	STRUGER Peter	AUT	-	3	-	-	-	3 - 277
52	510307	BRAND Olivier	SUI	-	-	2	-	-	2 - 278
53	292150	HAPPACHER Alex	ITA	-	-	1	-	-	1 - 279

### LEGEND

WC-SG World Cup points for Super-G Diff. Points Difference

21-02-2008 / Whistler, BC (CAN) / 1052

Page 2/2

www.fis-ski.com

Generation Date: THU 21 FEB 2008

Time: 12:56

Document: 25A 1.0







# AUDI FIS SKI WORLD CUP 2007/08



## 5th MEN'S SUPER-G OVERALL FIS WORLD CUP STANDINGS

Number of Competitors: 143

Rank	FIS Code	Name	Nation	Points	DH	SL	GS	SG	SC
					7 races	9 races	5 races	5 races	5 races
1	532431	MILLER Bode	USA	1067	399 (2)	68 (26)	81 (15)	109 (12)	410 (1)
2	50625	RAICH Benjamin	AUT	998	33 (33)	313 (7)	248 (2)	221 (4)	183 (6)
3	510030	CUCHE Didier	SUI	918	464 (1)	–	128 (8)	280 (1)	46 (23)
4	192665	GRANGE Jean-Baptiste	FRA	682	–	462 (1)	–	–	220 (4)
5	380260	KOSTELIC Ivica	CRO	670	34 (32)	329 (4)	–	51 (25)	256 (2)
6	510993	ALBRECHT Daniel	SUI	654	17 (42)	65 (27)	258 (1)	69 (22)	245 (3)
7	292491	MOELGG Manfred	ITA	635	–	391 (3)	227 (5)	14 (35)	3 (51)
8	534562	LIGETY Ted	USA	612	–	238 (10)	235 (4)	8 (40)	131 (7)
9	50707	MATT Mario	AUT	540	–	405 (2)	100 (11)	–	35 (29)
10	50547	SCHOENFELDER Rainer	AUT	462	50 (27)	159 (14)	47 (26)	–	206 (5)
11	50451	GRUBER Christoph	AUT	453	129 (16)	–	99 (13)	225 (2)	–
12	510727	DEFAGO Didier	SUI	433	177 (7)	–	59 (19)	146 (9)	51 (21)
13	560332	JERMAN Andrej	SLO	428	241 (5)	–	–	76 (18)	111 (9)
14	50041	WALCHHOFER Michael	AUT	418	343 (3)	–	–	75 (20)	–
15	51005	SCHEIBER Mario	AUT	411	129 (16)	–	44 (28)	205 (5)	33 (30)
16	191459	LIZEROUX Julien	FRA	410	–	320 (6)	–	–	90 (11)
17	102873	KUCERA John	CAN	392	125 (18)	–	108 (10)	127 (11)	32 (31)
18	350032	BUECHEL Marco	LIE	376	173 (9)	–	3 (53)	200 (6)	–
19	180251	PALANDER Kalle	FIN	367	–	127 (17)	240 (3)	–	–
20	50742	REICHELTHannes	AUT	342	8 (49)	–	109 (9)	225 (2)	–
21	201702	NEUREUTHER Felix	GER	327	–	327 (5)	–	–	–
22	102263	GUAY Erik	CAN	319	155 (12)	–	–	164 (7)	–
22	50423	MAIER Hermann	AUT	319	141 (13)	–	39 (32)	139 (10)	–
24	501101	BYGGMARK Jens	SWE	310	–	256 (9)	18 (39)	–	36 (28)
25	533131	SULLIVAN Marco	USA	308	278 (4)	–	–	30 (31)	–
26	50605	HERBST Reinfried	AUT	305	–	305 (8)	–	–	–
27	292455	FILL Peter	ITA	301	120 (20)	–	40 (30)	46 (26)	95 (10)
28	510997	BERTHOD Marc	SUI	296	–	81 (24)	184 (7)	7 (42)	24 (36)
29	102271	HUDEDEC Jan	CAN	264	174 (8)	–	–	90 (15)	–
30	500656	LARSSON Markus	SWE	259	–	120 (19)	55 (21)	–	84 (13)
31	290998	STAUDACHER Patrick	ITA	241	33 (33)	–	–	157 (8)	51 (21)
32	421328	SVINDAL Aksel Lund	NOR	234	14 (45)	20 (48)	100 (11)	100 (13)	–
33	510767	HOFFMANN Ambrosi	SUI	232	140 (14)	–	–	92 (14)	–
34	293006	INNERHOFER Christof	ITA	221	57 (24)	–	–	82 (17)	82 (14)
35	560406	GORZA Ales	SLO	220	–	–	52 (23)	89 (16)	79 (15)
36	50695	BUDER Andreas	AUT	211	211 (6)	–	–	–	–
37	292000	BLARDONE Massimiliano	ITA	195	–	–	195 (6)	–	–

21-02-2008 / Whistler, BC (CAN) / 1052

Page 1/4

www.fis-ski.com

Generation Date: THU 21 FEB 2008

Time: 12:56

Document: 25B 1.0





# AUDI FIS SKI WORLD CUP 2007/08



## 5th MEN'S SUPER-G OVERALL FIS WORLD CUP STANDINGS

Number of Competitors: 143

Rank	FIS Code	Name	Nation	Points	DH	SL	GS	SG	SC
					7 races	9 races	5 races	5 races	5 races
38	102899	OSBORNE-PARADIS Manuel	CAN	190	171 (10)	-	-	19 (34)	-
39	560425	VAJDIC Bernard	SLO	187	-	181 (11)	6 (48)	-	-
40	291145	DEVILLE Cristian	ITA	181	-	181 (11)	-	-	-
41	292514	HEEL Werner	ITA	172	113 (21)	-	-	41 (29)	18 (38)
42	511127	GINI Marc	SUI	171	-	171 (13)	-	-	-
43	51215	BAUMANN Romed	AUT	166	33 (33)	26 (45)	21 (37)	-	86 (12)
44	50600	GOERGL Stephan	AUT	158	-	-	82 (14)	76 (18)	-
44	533866	NYMAN Steven	USA	158	132 (15)	-	-	26 (32)	-
44	291641	SULZENBACHER Kurt	ITA	158	158 (11)	-	-	-	-
47	534040	COCHRAN Jimmy	USA	156	-	116 (20)	40 (30)	-	-
48	102814	BOURQUE Francois	CAN	153	12 (48)	-	69 (16)	62 (23)	10 (44)
49	501017	MYHRER Andre	SWE	149	-	112 (21)	37 (33)	-	-
50	50858	STREITBERGER Georg	AUT	145	70 (23)	-	-	74 (21)	1 (52)
51	290732	THALER Patrick	ITA	141	-	141 (15)	-	-	-
52	290478	ROCCA Giorgio	ITA	138	-	138 (16)	-	-	-
53	380292	ZRNCIC-DIM Natko	CRO	137	13 (46)	-	-	-	124 (8)
54	301312	SASAKI Akira	JPN	126	-	126 (18)	-	-	-
55	50753	KROELL Klaus	AUT	122	122 (19)	-	-	-	-
56	510890	ZURBRIGGEN Silvan	SUI	107	7 (53)	47 (31)	-	13 (36)	40 (26)
57	192746	THEAUX Adrien	FRA	102	55 (25)	-	-	7 (42)	40 (26)
58	532490	MACARTNEY Scott	USA	101	79 (22)	-	-	22 (33)	-
59	510747	GRUENENFELDER Tobias	SUI	98	55 (25)	-	-	43 (27)	-
60	560371	DRAGSIC Mitja	SLO	97	-	97 (22)	-	-	-
61	50743	LANZINGER Matthias	AUT	93	-	-	56 (20)	37 (30)	-
62	421400	MYHRE Lars Elton	NOR	89	18 (41)	7 (58)	-	5 (47)	59 (18)
63	150398	BANK Ondrej	CZE	88	-	28 (41)	-	-	60 (17)
63	191462	PAQUIN Pierre	FRA	88	-	22 (46)	-	-	66 (16)
65	192506	MISSILLIER Steve	FRA	83	-	78 (25)	5 (50)	-	-
66	500499	BROLENIUS Johan	SWE	82	-	82 (23)	-	-	-
67	501076	OLSSON Hans	SWE	81	35 (31)	-	-	-	46 (23)
68	190677	CHENAL Joel	FRA	68	-	22 (46)	46 (27)	-	-
69	292967	EISATH Florian	ITA	66	-	-	7 (47)	-	59 (18)
70	501111	HARGIN Mattias	SWE	64	-	64 (28)	-	-	-
70	102727	STUTZ Paul	CAN	64	-	9 (55)	-	-	55 (20)
72	191750	FANARA Thomas	FRA	62	-	-	62 (17)	-	-
73	180534	SANDELL Marcus	FIN	61	-	-	61 (18)	-	-
74	102961	DIXON Robbie	CAN	60	2 (59)	-	-	58 (24)	-

21-02-2008 / Whistler, BC (CAN) / 1052

Page 2/4

www.fis-ski.com

Generation Date: THU 21 FEB 2008

Time: 12:56

Document: 25B 1.0





# AUDI FIS SKI WORLD CUP 2007/08



## 5th MEN'S SUPER-G OVERALL FIS WORLD CUP STANDINGS

Number of Competitors: 143

Rank	FIS Code	Name	Nation	Points	DH	SL	GS	SG	SC
					7 races	9 races	5 races	5 races	5 races
75	50900	KOLL Alexander	AUT	55	–	37 (37)	–	–	18 (38)
75	50624	PRANGER Manfred	AUT	55	–	55 (29)	–	–	–
75	292120	SIMONCELLI Davide	ITA	55	–	–	55 (21)	–	–
78	420148	KARLSEN Truls Ove	NOR	54	–	18 (51)	36 (34)	–	–
79	191116	DALCIN Pierre-Emmanuel	FRA	52	43 (29)	–	–	9 (39)	–
79	50981	HOERL Wolfgang	AUT	52	–	52 (30)	–	–	–
79	191964	POISSON David	FRA	52	41 (30)	–	–	11 (38)	–
82	511313	JANKA Carlo	SUI	51	–	–	13 (43)	6 (45)	32 (31)
83	291399	GIRARDI Walter	ITA	49	6 (55)	–	–	43 (27)	–
83	191423	RICHARD Cyprien	FRA	49	–	–	49 (24)	–	–
83	292250	SCHIEPPATI Alberto	ITA	49	–	–	49 (24)	–	–
86	511352	VILETTA Sandro	SUI	48	–	40 (35)	8 (46)	–	–
87	191591	BERTRAND Yannick	FRA	47	47 (28)	–	–	–	–
87	53831	HIRSCHER Marcel	AUT	47	–	47 (31)	–	–	–
89	501116	LAHDENPERAE Anton	SWE	46	–	46 (33)	–	–	–
89	501026	RAINER Niklas	SWE	46	–	–	5 (50)	–	41 (25)
91	191740	CLAREY Johan	FRA	44	28 (36)	–	–	–	16 (41)
91	101895	ROY Jean-Philippe	CAN	44	–	–	44 (28)	–	–
91	530939	WEIBRECHT Andrew	USA	44	26 (37)	–	–	–	18 (38)
94	560355	VALENCIC Mitja	SLO	43	–	43 (34)	–	–	–
95	300804	MINAGAWA Kentaro	JPN	40	–	40 (35)	–	–	–
96	534567	LANNING Thomas (tj)	USA	39	8 (49)	–	–	5 (47)	26 (34)
97	102435	JANYK Michael	CAN	36	–	36 (38)	–	–	–
98	480736	HOROSHILOV Alexandr	RUS	32	–	–	–	–	32 (31)
98	560447	SPORN Andrej	SLO	32	2 (59)	–	–	4 (49)	26 (34)
100	500124	HANSSON Martin	SWE	31	–	31 (39)	–	–	–
100	150594	TREJBAL Filip	CZE	31	–	30 (40)	–	–	1 (52)
102	293098	RAZZOLI Giuliano	ITA	28	–	28 (41)	–	–	–
102	301709	YUASA Naoki	JPN	28	–	28 (41)	–	–	–
104	192932	FAYED Guillermo	FRA	27	20 (39)	–	–	–	7 (48)
104	50997	OMMINGER Andreas	AUT	27	–	27 (44)	–	–	–
106	190236	COVILI Frederic	FRA	26	–	–	26 (35)	–	–
107	421483	JANSRUD Kjetil	NOR	25	–	11 (53)	14 (42)	–	–
108	292056	GUFLER Michael	ITA	24	–	–	–	–	24 (36)
108	510165	HOFER Beni	SUI	24	20 (39)	–	–	4 (49)	–
108	192504	MERMILLOD BLONDIN T.	FRA	24	–	–	24 (36)	–	–
111	510498	ZUEGER Cornel	SUI	23	15 (44)	–	–	–	8 (47)

21-02-2008 / Whistler, BC (CAN) / 1052

Page 3/4

www.fis-ski.com

Generation Date: THU 21 FEB 2008

Time: 12:56

Document: 25B 1.0





# AUDI FIS SKI WORLD CUP 2007/08



## 5th MEN'S SUPER-G OVERALL FIS WORLD CUP STANDINGS

Number of Competitors: 143

Rank	FIS Code	Name	Nation	Points	DH	SL	GS	SG	SC
					7 races	9 races	5 races	5 races	5 races
112	201606	KEPLER Stephan	GER	21	8 (49)	–	–	13 (36)	–
112	150644	KRYZL Krystof	CZE	21	–	7 (58)	–	–	14 (43)
112	201439	STEHLE Johannes	GER	21	21 (38)	–	–	–	–
112	293141	VARETONI Silvano	ITA	21	13 (46)	–	–	8 (40)	–
116	533739	MARSHALL Cody	USA	20	–	20 (48)	–	–	–
116	290693	PLONER Alexander	ITA	20	–	–	20 (38)	–	–
118	500909	ANDERSSON Oscar	SWE	19	–	19 (50)	–	–	–
119	92591	ALBRECHT Kilian	BUL	18	–	18 (51)	–	–	–
119	561067	PERKO Rok	SLO	18	8 (49)	–	–	–	10 (44)
121	510207	HARI Konrad	SUI	17	17 (42)	–	–	–	–
122	191746	DE TESSIERES Gauthier	FRA	16	–	–	16 (40)	–	–
122	192653	FREY Thomas	FRA	16	–	–	16 (40)	–	–
124	293550	MARSAGLIA Matteo	ITA	15	–	–	–	–	15 (42)
125	530703	SCHLOPY Erik	USA	13	–	–	13 (43)	–	–
125	51007	SCHOERGHOFFER Philipp	AUT	13	–	–	13 (43)	–	–
127	102456	BIGGS Patrick	CAN	10	–	10 (54)	–	–	–
127	292150	HAPPACHER Alex	ITA	10	–	–	–	1 (53)	9 (46)
129	191640	ANSELMET Alexandre	FRA	9	–	9 (55)	–	–	–
130	180292	LEINO Jukka	FIN	8	–	8 (57)	–	–	–
131	50761	ALSTER Christoph	AUT	7	–	–	–	7 (42)	–
131	191415	BOTTOLIER-LASQUIN Marc	FRA	7	7 (53)	–	–	–	–
131	293079	PITTSCHIELER Kurt	ITA	7	–	–	–	–	7 (48)
134	40171	BRANCH Craig	AUS	6	6 (55)	–	–	–	–
134	561006	GLEBOV Alek	SLO	6	–	–	–	6 (45)	–
134	291768	ROBERTO Alessandro	ITA	6	–	–	6 (48)	–	–
134	201987	STRODL Andreas	GER	6	6 (55)	–	–	–	–
138	40255	BRAUER Jono	AUS	4	–	–	–	–	4 (50)
138	191778	PICHOT Sebastien	FRA	4	–	–	4 (52)	–	–
140	191227	BURTIN Raphael	FRA	3	–	–	3 (53)	–	–
140	291389	FISCHNALLER Roland	ITA	3	3 (58)	–	–	–	–
140	50919	STRUGER Peter	AUT	3	–	–	–	3 (51)	–
143	510307	BRAND Olivier	SUI	2	–	–	–	2 (52)	–

### LEGEND

SC Super Combined points    SG Super-G points    DH Downhill points    Points Overall points    SL Slalom points  
GS Giant Slalom points

21-02-2008 / Whistler, BC (CAN) / 1052

Page 4/4

www.fis-ski.com

Generation Date: THU 21 FEB 2008

Time: 12:56

Document: 25B 1.0





# AUDI FIS SKI WORLD CUP 2007/08



## 5th MEN'S SUPER-G MEN FIS NATION CUP

Number of Nations: 18

Place	Nation	Points	Diff.	DH	SL	GS	SG	SC
1	AUT <b>Austria</b>	<b>5402</b>		1269	1426	858	1287	562
2	SUI <b>Switzerland</b>	<b>3074</b>	- 2328	912	404	650	662	446
3	ITA <b>Italy</b>	<b>2736</b>	- 2666	503	879	599	392	363
4	USA <b>United States</b>	<b>2518</b>	- 2884	922	442	369	200	585
5	FRA <b>France</b>	<b>1871</b>	- 3531	241	913	251	27	439
6	CAN <b>Canada</b>	<b>1532</b>	- 3870	639	55	221	520	97
7	SWE <b>Sweden</b>	<b>1087</b>	- 4315	35	730	115	-	207
8	SLO <b>Slovenia</b>	<b>1031</b>	- 4371	251	321	58	175	226
9	CRO <b>Croatia</b>	<b>807</b>	- 4595	47	329	-	51	380
10	FIN <b>Finland</b>	<b>436</b>	- 4966	-	135	301	-	-
11	NOR <b>Norway</b>	<b>402</b>	- 5000	32	56	150	105	59
12	LIE <b>Liechtenstein</b>	<b>376</b>	- 5026	173	-	3	200	-
13	GER <b>Germany</b>	<b>375</b>	- 5027	35	327	-	13	-
14	JPN <b>Japan</b>	<b>194</b>	- 5208	-	194	-	-	-
15	CZE <b>Czech Republic</b>	<b>140</b>	- 5262	-	65	-	-	75
16	RUS <b>Russia</b>	<b>32</b>	- 5370	-	-	-	-	32
17	BUL <b>Bulgaria</b>	<b>18</b>	- 5384	-	18	-	-	-
18	AUS <b>Australia</b>	<b>10</b>	- 5392	6	-	-	-	4





# AUDI FIS SKI WORLD CUP 2007/08



## 5th MEN'S SUPER-G FIS OVERALL NATION CUP

Number of Nations: 23

Place	Nation	Overall			DH Points			SL Points			GS Points			SG Points			SC Points		
		M+W	M	W	M+W	M	W	M+W	M	W	M+W	M	W	M+W	M	W	M+W	M	W
1	AUT	10681	5402	5279	2456	1269	1187	2807	1426	1381	1974	858	1116	2731	1287	1444	713	562	151
2	SUI	4987	3074	1913	1673	912	761	729	404	325	676	650	26	1421	662	759	488	446	42
3	ITA	4950	2736	2214	937	503	434	1399	879	520	1714	599	1115	501	392	109	399	363	36
4	USA	4618	2518	2100	1743	922	821	638	442	196	811	369	442	661	200	461	765	585	180
5	FRA	2961	1871	1090	593	241	352	1113	913	200	610	251	359	117	27	90	528	439	89
6	CAN	2864	1532	1332	1405	639	766	76	55	21	223	221	2	1045	520	525	115	97	18
7	SWE	2720	1087	1633	298	35	263	1372	730	642	463	115	348	380	-	380	207	207	-
8	GER	2024	375	1649	261	35	226	966	327	639	355	-	355	362	13	349	80	-	80
9	SLO	1450	1031	419	371	251	120	362	321	41	192	58	134	277	175	102	248	226	22
10	FIN	1145	436	709	-	-	-	592	135	457	553	301	252	-	-	-	-	-	-
11	CRO	1023	807	216	47	47	-	545	329	216	-	-	-	51	51	-	380	380	-
12	CZE	597	140	457	-	-	-	425	65	360	63	-	63	34	-	34	75	75	-
13	NOR	595	402	193	32	32	-	239	56	183	160	150	10	105	105	-	59	59	-
14	LIE	457	376	81	173	173	-	69	-	69	15	3	12	200	200	-	-	-	-
15	SVK	431	-	431	-	-	-	421	-	421	10	-	10	-	-	-	-	-	-
16	JPN	194	194	-	-	-	-	194	194	-	-	-	-	-	-	-	-	-	-
17	SPA	176	-	176	97	-	97	-	-	-	8	-	8	71	-	71	-	-	-
18	GBR	58	-	58	24	-	24	-	-	-	25	-	25	9	-	9	-	-	-
19	RUS	32	32	-	-	-	-	-	-	-	-	-	-	-	-	-	32	32	-
20	BUL	18	18	-	-	-	-	18	18	-	-	-	-	-	-	-	-	-	-
21	POL	17	-	17	-	-	-	12	-	12	5	-	5	-	-	-	-	-	-
22	SRB	16	-	16	-	-	-	4	-	4	12	-	12	-	-	-	-	-	-
23	AUS	10	10	-	6	6	-	-	-	-	-	-	-	-	-	-	4	4	-





# AUDI FIS SKI WORLD CUP 2007/08



## AFTER 5th MEN'S SUPER-G MANUFACTURERS STANDINGS MEN

Number of Manufacturers: 11

Place	Manufacturer	Points	Diff.	DH	SL	GS	SG	SC
1	Atomic	3155		430	725	905	645	450
2	Fischer	2980	- 175	180	1285	635	400	480
3	Head	2360	- 795	1130	45	105	670	410
4	Rossignol	1795	- 1360	435	600	235	130	395
5	Nordica	380	- 2775	280	100	-	-	-
6	Stoeckli	280	- 2875	190	-	-	50	40
6	Voelkl	280	- 2875	-	280	-	-	-
8	Blizzard	250	- 2905	-	250	-	-	-
9	Elan	105	- 3050	-	45	-	-	60
10	Dynastar	50	- 3105	-	-	-	-	50
10	Salomon	50	- 3105	-	50	-	-	-





# AUDI FIS SKI WORLD CUP 2007/08



## AFTER 5th MEN'S SUPER-G MANUFACTURERS STANDINGS OVERALL

Number of Manufacturers: 11

Place	Manufacturer	Overall			DH Points			SL Points			GS Points			SG Points			SC Points		
		M+W	M	W	M+W	M	W	M+W	M	W	M+W	M	W	M+W	M	W	M+W	M	W
1	Atomic	<b>5185</b>	3155	2030	<b>855</b>	430	425	<b>1660</b>	725	935	<b>1160</b>	905	255	<b>1015</b>	645	370	<b>495</b>	450	45
2	Rossignol	<b>4220</b>	1795	2425	<b>1265</b>	435	830	<b>1235</b>	600	635	<b>665</b>	235	430	<b>500</b>	130	370	<b>555</b>	395	160
3	Head	<b>3980</b>	2360	1620	<b>1325</b>	1130	195	<b>455</b>	45	410	<b>455</b>	105	350	<b>1205</b>	670	535	<b>540</b>	410	130
4	Fischer	<b>3765</b>	2980	785	<b>180</b>	180	-	<b>1325</b>	1285	40	<b>1335</b>	635	700	<b>400</b>	400	-	<b>525</b>	480	45
5	Voelkl	<b>3000</b>	280	2720	<b>750</b>	-	750	<b>1210</b>	280	930	<b>475</b>	-	475	<b>565</b>	-	565	-	-	-
6	Salomon	<b>795</b>	50	745	<b>375</b>	-	375	<b>50</b>	50	-	<b>40</b>	-	40	<b>330</b>	-	330	-	-	-
7	Nordica	<b>380</b>	380	-	<b>280</b>	280	-	<b>100</b>	100	-	-	-	-	-	-	-	-	-	-
7	Stoeckli	<b>380</b>	280	100	<b>190</b>	190	-	-	-	-	-	-	-	<b>150</b>	50	100	<b>40</b>	40	-
9	Blizzard	<b>250</b>	250	-	-	-	-	<b>250</b>	250	-	-	-	-	-	-	-	-	-	-
10	Dynastar	<b>160</b>	50	110	<b>60</b>	-	60	<b>50</b>	-	50	-	-	-	-	-	-	<b>50</b>	50	-
11	Elan	<b>105</b>	105	-	-	-	-	<b>45</b>	45	-	-	-	-	-	-	-	<b>60</b>	60	-

