



F.I.S. - F.I.S.I.  
SCI CLUB CORTINA  
COMUNE DI CORTINA



# COPPA DEL MONDO DI SCI FEMMINILE

CORTINA D'AMPEZZO - 19/20 GENNAIO 2008



ASSOCIAZIONE PERMANENTE COPPA DEL MONDO DI SCI ALPINO

Cortina Super Ski Trophy  
www.cortinaclassic.com



AUDI FIS SKI WORLD CUP 2007/08



Cortina d'Ampezzo (ITA)



5th LADIES' DOWNHILL

FRI 18 JAN 2008

## ALPHABETICAL LIST OF COMPETITORS TRAINING 1

Number of Competitors: 56, Number of NOCs: 12

Nation	FIS Code	Name	FIS Points (18th of January 2008 – List 7)									
			DH		SL		GS		SG		SC	
<b>AUT</b> (8)	55750	FISCHBACHER Andrea	4.98	(18)	17.41	(108)	5.94	(27)	4.69	(14)	22.60	(82)
	55576	GOERGL Elisabeth	4.86	(16)	20.21	(148)	1.87	(3)	4.78	(15)	5.25	(16)
	55069	GOETSCHL Renate	0.00	(1)	46.95	(599)	20.48	(164)	0.00	(1)	-	
	55669	HOLAUS Maria	4.78	(14)	184.23	(3590)	13.11	(80)	10.13	(39)	-	
	55212	MEISSNITZER Alexandra	5.30	(20)	164.31	(3298)	12.24	(70)	3.66	(8)	-	
	55588	RUMPFHUBER Ingrid	5.75	(27)	174.80	(3452)	28.33	(273)	23.35	(86)	-	
	55590	SCHILD Marlies	4.40	(11)	0.00	(1)	4.71	(14)	5.20	(19)	1.54	(2)
	55596	WILHELM Kathrin	18.94	(46)	176.98	(3488)	19.69	(157)	5.61	(25)	-	
<b>CAN</b> (6)	105997	BRYDON Emily	4.92	(17)	33.96	(338)	18.49	(144)	4.03	(10)	4.31	(11)
	106410	DESFORGES Emilie	35.47	(91)	24.40	(207)	15.14	(99)	24.41	(93)	27.67	(108)
	106022	JANYK Britt	3.77	(6)	32.83	(314)	17.40	(125)	3.81	(9)	25.59	(98)
	106662	POLESCHUK Danielle	37.57	(102)	35.77	(373)	58.92	(966)	52.99	(337)	25.76	(100)
	106402	VANDERBEEK Kelly	3.97	(7)	120.66	(2415)	33.45	(364)	5.02	(16)	-	
	106849	YURKIW Larisa	21.90	(53)	17.07	(105)	17.51	(126)	27.61	(110)	9.28	(37)
<b>FRA</b> (4)	195972	AUBERT Sandrine	40.47	(115)	5.83	(26)	30.22	(297)	30.09	(127)	5.30	(17)
	195671	JACQUEMOD Ingrid	3.65	(5)	32.83	(314)	4.42	(12)	5.14	(18)	4.15	(10)
	196460	MARCHAND-ARVIER Marie	4.72	(13)	30.52	(293)	19.69	(157)	18.43	(56)	5.94	(28)
	196573	REVILLET Aurelie	25.19	(64)	69.58	(1163)	35.63	(415)	27.89	(111)	31.26	(124)
<b>GBR</b> (1)	225206	ALCOTT Chemmy	5.99	(30)	23.89	(203)	12.51	(72)	18.79	(59)	5.72	(24)
<b>GER</b> (4)	205993	HOELZL Kathrin	103.54	(500)	5.76	(23)	3.18	(7)	32.40	(146)	36.99	(149)
	205218	REBENBURG Viktoria	41.91	(122)	56.40	(826)	5.59	(21)	11.34	(41)	11.42	(43)
	206001	RIESCH Maria	4.02	(8)	4.30	(9)	5.90	(25)	3.56	(7)	3.60	(6)
	206175	STECHELT Gina	21.54	(49)	24.50	(208)	17.71	(132)	18.52	(57)	13.92	(46)
<b>ITA</b> (8)	296476	ALFIERI Camilla	53.71	(161)	21.83	(171)	5.99	(30)	22.42	(78)	22.78	(83)
	295136	CECCARELLI Daniela	12.94	(35)	140.80	(2881)	37.55	(452)	9.66	(35)	-	
	296472	FANCHINI Elena	5.99	(30)	145.65	(2979)	24.33	(202)	23.85	(91)	15.46	(52)
	296769	LONGHINI Hilary	53.32	(159)	41.70	(478)	17.37	(124)	16.15	(47)	30.22	(119)
	296008	MERIGHETTI Daniela	5.36	(21)	17.85	(115)	19.03	(147)	24.86	(96)	23.15	(88)
	296427	SCHNARF Johanna	22.33	(54)	20.02	(145)	16.79	(118)	22.59	(80)	5.58	(21)
	296473	SIORPAES Wendy	24.72	(60)	61.59	(943)	27.81	(267)	30.37	(131)	22.26	(78)
	296431	STUFFER Verena	37.94	(104)	93.84	(1797)	10.78	(52)	23.36	(87)	-	

18-01-2008 / Cortina d'Ampezzo (ITA) / 5475

Page 1/2

Data Processing by LONGINES

www.fis-ski.com

LONGINES Timing

Generation Date: THU 17 JAN 2008

Time: 17:13

Document: 32E 1.0



**ALPHABETICAL LIST OF COMPETITORS TRAINING 1**

Number of Competitors: 56, Number of NOCs: 12

Nation	FIS Code	Name	FIS Points (18th of January 2008 – List 7)									
			DH		SL		GS		SG		SC	
<b>MON</b> (1)	375018	<b>COLETTI Alexandra</b>	28.67	(74)	47.72	(621)	24.09	(198)	33.12	(152)	34.06	(137)
<b>SLO</b> (4)	565268	<b>DREV Ana</b>	66.02	(226)	13.40	(71)	5.66	(22)	30.58	(132)	–	
	565243	<b>MAZE Tina</b>	38.02	(106)	39.43	(428)	12.49	(71)	4.67	(13)	5.99	(30)
	565278	<b>RABIC Urska</b>	24.19	(59)	26.83	(233)	16.81	(119)	23.36	(87)	10.70	(41)
	565261	<b>ROBNIK Petra</b>	26.94	(68)	16.76	(103)	27.37	(264)	23.69	(90)	4.97	(13)
<b>SPA</b> (1)	495318	<b>RUIZ CASTILLO Carolina</b>	5.61	(25)	59.68	(898)	14.19	(93)	5.96	(29)	–	
<b>SUI</b> (9)	515573	<b>AUFDENBLATTEN Fraenzi</b>	4.32	(10)	46.27	(581)	11.46	(60)	4.45	(11)	–	
	515409	<b>BERTHOD Sylviane</b>	5.39	(22)	145.65	(2979)	118.11	(2579)	19.84	(64)	–	
	515348	<b>BORGHI Catherine</b>	5.74	(26)	53.16	(743)	20.78	(167)	23.06	(83)	22.05	(77)
	515244	<b>CASANOVA Carmen</b>	31.03	(79)	152.83	(3119)	39.43	(479)	44.09	(254)	–	
	515429	<b>DUMERMUTH Monika</b>	5.58	(24)	356.61	(4486)	16.36	(110)	22.13	(77)	–	
	515747	<b>GISIN Dominique</b>	4.71	(12)	62.77	(979)	21.73	(176)	31.48	(135)	32.42	(129)
	515560	<b>SCHILD Martina</b>	5.48	(23)	293.36	(4291)	19.07	(148)	3.49	(6)	–	
	515170	<b>STYGER Nadia</b>	4.24	(9)	265.52	(4150)	17.06	(123)	4.46	(12)	–	
515766	<b>SUTER Fabienne</b>	81.00	(318)	84.94	(1570)	8.08	(43)	5.54	(24)	–		
<b>SWE</b> (4)	505449	<b>BENT Nike</b>	17.30	(41)	13.55	(73)	19.32	(151)	19.84	(64)	5.83	(25)
	505886	<b>KLING Kajsa</b>	50.32	(150)	23.82	(201)	22.30	(179)	28.63	(114)	42.07	(171)
	505632	<b>LINDELL-VIKARBY Jessica</b>	33.28	(83)	27.21	(238)	5.69	(23)	5.32	(22)	17.96	(62)
	505483	<b>PAERSON Anja</b>	2.78	(4)	4.79	(11)	4.64	(13)	1.87	(3)	3.93	(8)
<b>USA</b> (6)	537582	<b>COOK Stacey</b>	5.85	(28)	29.07	(267)	14.78	(96)	16.65	(51)	5.66	(23)
	536884	<b>LUDLOW Libby</b>	35.69	(92)	301.57	(4332)	8.01	(42)	5.77	(27)	–	
	537545	<b>MANCUSO Julia</b>	2.03	(3)	5.75	(22)	2.29	(5)	2.93	(5)	0.00	(1)
	538284	<b>MCJAMES Megan</b>	37.01	(97)	19.58	(140)	8.88	(46)	32.06	(140)	29.91	(116)
	538305	<b>SMITH Leanne</b>	27.74	(71)	22.44	(182)	18.29	(139)	20.41	(69)	15.80	(53)
	537544	<b>VONN Lindsey</b>	0.44	(2)	16.54	(99)	5.86	(24)	2.57	(4)	2.47	(3)

<b>LEGEND</b>	<b>DH</b> Downhill	<b>SL</b> Slalom	<b>GS</b> Giant Slalom	<b>SG</b> Super-G	<b>SC</b> Super Combined
---------------	--------------------	------------------	------------------------	-------------------	--------------------------

18-01-2008 / Cortina d'Ampezzo (ITA) / 5475

Page 2/2

Data Processing by LONGINES

www.fis-ski.com

LONGINES Timing

Generation Date: THU 17 JAN 2008

Time: 17:13

Document: 32E 1.0



F.I.S. - F.I.S.I.  
SCI CLUB CORTINA  
COMUNE DI CORTINA



# COPPA DEL MONDO DI SCI FEMMINILE

CORTINA D'AMPEZZO - 19/20 GENNAIO 2008



ASSOCIAZIONE PERMANENTE COPPA DEL MONDO DI SCI ALPINO



Cortina Super Ski Trophy  
www.cortinaclassic.com



AUDI FIS SKI WORLD CUP 2007/08



Cortina d'Ampezzo (ITA)



5th LADIES' DOWNHILL

FRI 18 JAN 2008  
Start Time: 10:00

## DRAW LIST BY POINTS TRAINING 1

Number of Competitors: 56, Number of NOCs: 12    Ranked 100 in the FIS List: PELLISSIER M.    FIS Pts: 37.33

No.	FIS Code	Name	Nation	WCSL-DH	WCSL-O	FIS-DH
1	55069	GOETSCHL Renate	AUT	655 (1)	1165 (6)	0.00 (1)
2	537544	VONN Lindsey	USA	612 (2)	1178 (5)	0.44 (2)
3	537545	MANCUSO Julia	USA	458 (3)	1418 (2)	2.03 (3)
4	505483	PAERSON Anja	SWE	385 (4)	1194 (4)	2.78 (4)
5	195671	JACQUEMOD Ingrid	FRA	301 (5)	684 (10)	3.65 (5)
6	106022	JANYK Britt	CAN	289 (6)	513 (14)	3.77 (6)
7	106402	VANDERBEEK Kelly	CAN	270 (7)	391 (23)	3.97 (7)
8	206001	RIESCH Maria	GER	265 (8)	912 (7)	4.02 (8)
9	515170	STYGER Nadia	SUI	244 (9)	406 (20)	4.24 (9)
10	515573	AUFDENBLATTEN Fraenzi	SUI	236 (10)	403 (21)	4.32 (10)
11	55590	SCHILD Marlies	AUT	228 (11)	1375 (3)	4.40 (11)
12	515747	GISIN Dominique	SUI	198 (12)	207 (36)	4.71 (12)
13	196460	MARCHAND-ARVIER Marie	FRA	197 (13)	248 (33)	4.72 (13)
14	55669	HOLAUS Maria	AUT	191 (14)	230 (34)	4.78 (14)
15	55576	GOERGL Elisabeth	AUT	184 (16)	782 (9)	4.86 (15)
16	+400 105997	BRYDON Emily	CAN	178 (17)	461 (18)	4.92 (16)
17	55750	FISCHBACHER Andrea	AUT	172 (18)	399 (22)	4.98 (17)
18	55212	MEISSNITZER Alexandra	AUT	141 (20)	385 (24)	5.30 (18)
19	296008	MERIGHETTI Daniela	ITA	135 (21)	174 (41)	5.36 (19)
20	515409	BERTHOD Sylviane	SUI	132 (22)	151 (45)	5.39 (20)
21	515560	SCHILD Martina	SUI	123 (23)	356 (27)	5.48 (21)
22	515429	DUMERMUTH Monika	SUI	114 (24)	131 (49)	5.58 (22)
23	495318	RUIZ CASTILLO Carolina	SPA	111 (25)	172 (43)	5.61 (23)
24	515348	BORGHI Catherine	SUI	98 (26)	113 (52)	5.74 (24)
25	55588	RUMPFHUBER Ingrid	AUT	97 (27)	100 (64)	5.75 (25)
26	537582	COOK Stacey	USA	88 (28)	163 (44)	5.85 (26)
27	225206	ALCOTT Chemmy	GBR	74 (30)	193 (38)	5.99 (27)
28	296472	FANCHINI Elena	ITA	74 (30)	84 (74)	5.99 (28)
29	295136	CECCARELLI Daniela	ITA	65 (33)	99 (66)	12.94 (29)
30	206175	STECHERT Gina	GER	46 (34)	95 (68)	21.54 (32)
31	505449	BENT Nike	SWE	44 (35)	108 (56)	17.30 (30)
32	55596	WILHELM Kathrin	AUT	25 (38)	103 (60)	18.94 (31)
33	106849	YURKIW Larisa	CAN	-	-	21.90 (33)
34	296427	SCHNARF Johanna	ITA	13 (44)	63 (82)	22.33 (34)
35	565278	RABIC Urska	SLO	4 (57)	40 (94)	24.19 (35)
36	296473	SIORPAES Wendy	ITA	18 (42)	18 (122)	24.72 (36)

18-01-2008 / Cortina d'Ampezzo (ITA) / 5475

Page 1/2

Data Processing by LONGINES

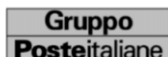
www.fis-ski.com

LONGINES Timing

Generation Date: THU 17 JAN 2008

Time: 17:13

Document: 45B 1.0





AUDI FIS SKI WORLD CUP 2007/08  
Cortina d'Ampezzo (ITA)



5th LADIES' DOWNHILL

FRI 18 JAN 2008  
Start Time: 10:00

DRAW LIST BY POINTS TRAINING 1

Number of Competitors: 56, Number of NOCs: 12 Ranked 100 in the FIS List: PELLISSIER M. FIS Pts: 37.33

No.	FIS Code	Name	Nation	WCSL-DH	WCSL-O	FIS-DH
37	196573	REVILLET Aurelie	FRA	8 (50)	31 (106)	25.19 (37)
38	565261	ROBNIK Petra	SLO	-	64 (81)	26.94 (38)
39	538305	SMITH Leanne	USA	8 (50)	20 (119)	27.74 (39)
40	375018	COLETTI Alexandra	MON	25 (38)	33 (102)	28.67 (40)
41	515244	CASANOVA Carmen	SUI	35 (37)	35 (99)	31.03 (41)
42	505632	LINDELL-VIKARBY Jessica	SWE	1 (62)	181 (40)	33.28 (42)
43	106410	DESFORGES Emilie	CAN	-	4 (141)	35.47 (43)
44	536884	LUDLOW Libby	USA	7 (54)	101 (61)	35.69 (44)
45	538284	MCJAMES Megan	USA	-	15 (126)	37.01 (45)
46	106662	POLESCHUK Danielle	CAN	-	-	> 37.57 (46)
47	296431	STUFFER Verena	ITA	10 (48)	10 (132)	> 37.94 (47)
48	565243	MAZE Tina	SLO	-	218 (35)	> 38.02 (48)
49	195972	AUBERT Sandrine	FRA	2 (59)	138 (47)	> 40.47 (49)
50	205218	REBENBURG Viktoria	GER	-	86 (72)	> 41.91 (50)
51	505886	KLING Kajsa	SWE	-	3 (144)	> 50.32 (51)
52	296769	LONGHINI Hilary	ITA	-	19 (121)	> 53.32 (52)
53	296476	ALFIERI Camilla	ITA	-	54 (86)	> 53.71 (53)
54	565268	DREV Ana	SLO	-	101 (61)	> 66.02 (54)
55	515766	SUTER Fabienne	SUI	-	110 (55)	> 81.00 (55)
56	205993	HOELZL Kathrin	GER	-	372 (26)	> 103.54 (56)

<b>LEGEND</b>			
<b>+400</b>	More than 400 points on WCSL-O after 15th place or after 30th place	<b>WCSL-O</b>	Overall WCSL points
<b>WCSL-DH</b>	World Cup Start List points for Downhill	<b>No.</b>	Control Number
<b>FIS-DH</b>	FIS points for Downhill		

18-01-2008 / Cortina d'Ampezzo (ITA) / 5475

Page 2/2

Data Processing by LONGINES

www.fis-ski.com

LONGINES Timing

Generation Date: THU 17 JAN 2008

Time: 17:13

Document: 45B 1.0





F.I.S. - F.I.S.I.  
SCI CLUB CORTINA  
COMUNE DI CORTINA



# COPPA DEL MONDO DI SCI FEMMINILE

CORTINA D'AMPEZZO - 19/20 GENNAIO 2008



ASSOCIAZIONE PERMANENTE COPPA DEL MONDO DI SCI ALPINO



Cortina Super Ski Trophy  
www.cortinaclassic.com



AUDI FIS SKI WORLD CUP 2007/08



Cortina d'Ampezzo (ITA)



## 5th LADIES' DOWNHILL START LIST TRAINING 1

FRI 18 JAN 2008  
Start Time: 10:00

Jury			Technical Data	
TD FIS	B. ZEMAN	CZE	Course Name	Olympia delle Tofane
Referee	A. SKAARDAL	FIS	Start Altitude	2348 m
Assistant Referee	J. TISCHHAUSER	FIS	Finish Altitude	1580 m
Chief of Race	A. MENARDI	ITA	Vertical Drop	768 m
			Course Length	2822 m
			Homologation Number	7168/05/03

### Race Information

Course Setter	J. TISCHHAUSER	FIS
Number of Gates	44	
Start Time	10:00	

Forerunners				
A -	T. GIRARDI	ITA	E -	T. VALLE
B -	G. MENARDI	ITA	F -	S. CANAL
C -	G. GIORGI	ITA	G -	A. DEL FAVERO
D -	D. CREPAZ	ITA	H -	A. ZARDINI LACEDELLI

### Number of Competitors: 56

Bib	FIS Code	Name	Year of Birth	Nation	Time	Ski
1	55588	RUMPFHUBER Ingrid	1981	AUT		Blizzard
2	225206	ALCOTT Chemmy	1982	GBR		Voelkl
3	296008	MERIGHETTI Daniela	1981	ITA		Salomon
4	105997	BRYDON Emily	1980	CAN		Salomon
5	55576	GOERGL Elisabeth	1981	AUT		Head
6	55669	HOLAUS Maria	1983	AUT		Voelkl
7	196460	MARCHAND-ARVIER Marie	1985	FRA		Salomon
8	515747	GISIN Dominique	1985	SUI		Voelkl
9	55590	SCHILD Marlies	1981	AUT		Atomic
10	505483	PAERSON Anja	1981	SWE		Salomon
11	206001	RIESCH Maria	1984	GER		Head
12	537545	MANCUSO Julia	1984	USA		Rossignol
13	515170	STYGER Nadia	1978	SUI		Voelkl
14	537544	VONN Lindsey	1984	USA		Rossignol
15	106022	JANYK Britt	1980	CAN		Voelkl
16	195671	JACQUEMOD Ingrid	1978	FRA		Salomon
17	515573	AUFDENBLATTEN Fraenzi	1981	SUI		Rossignol
18	106402	VANDERBEEK Kelly	1983	CAN		Voelkl
19	55750	FISCHBACHER Andrea	1985	AUT		Atomic
20	55069	GOETSCHL Renate	1975	AUT		Atomic

18-01-2008 / Cortina d'Ampezzo (ITA) / 5475

Page 1/2

Data Processing by LONGINES

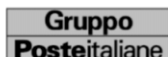
www.fis-ski.com

LONGINES Timing

Generation Date: THU 17 JAN 2008

Time: 17:11

Document: 51A 1.0





AUDI FIS SKI WORLD CUP 2007/08  
Cortina d'Ampezzo (ITA)



5th LADIES' DOWNHILL  
START LIST TRAINING 1

FRI 18 JAN 2008  
Start Time: 10:00

Number of Competitors: 56

Bib	FIS Code	Name	Year of Birth	Nation	Time	Ski
21	55212	MEISSNITZER Alexandra	1973	AUT		Voelkl
22	495318	RUIZ CASTILLO Carolina	1981	SPA		Salomon
23	515560	SCHILD Martina	1981	SUI		Voelkl
24	537582	COOK Stacey	1984	USA		Rossignol
25	515429	DUMERMUTH Monika	1977	SUI		Stoekli
26	295136	CECCARELLI Daniela	1975	ITA		Salomon
27	206175	STECHELT Gina	1987	GER		Voelkl
28	296472	FANCHINI Elena	1985	ITA		Dynastar
29	515348	BORGHI Catherine	1976	SUI		Rossignol
30	515409	BERTHOD Sylviane	1977	SUI		Dynastar
31	505449	BENT Nike	1981	SWE		Rossignol
32	55596	WILHELM Kathrin	1981	AUT		Rossignol
33	106849	YURKIW Larisa	1988	CAN		Rossignol
34	296427	SCHNARF Johanna	1984	ITA		Voelkl
35	565278	RABIC Urska	1985	SLO		Rossignol
36	296473	SIORPAES Wendy	1985	ITA		Voelkl
37	196573	REVILLET Aurelie	1986	FRA		Salomon
38	565261	ROBNIK Petra	1984	SLO		Rossignol
39	538305	SMITH Leanne	1987	USA		Dynastar
40	375018	COLETTI Alexandra	1983	MON		Voelkl
41	515244	CASANOVA Carmen	1980	SUI		Head
42	505632	LINDELL-VIKARBY Jessica	1984	SWE		Rossignol
43	106410	DESFORGES Emilie	1983	CAN		Head
44	536884	LUDLOW Libby	1981	USA		Voelkl
45	538284	MCJAMES Megan	1987	USA		Dynastar
46	106662	POLESCHUK Danielle	1986	CAN		
47	296431	STUFFER Verena	1984	ITA		Fischer
48	565243	MAZE Tina	1983	SLO		Rossignol
49	195972	AUBERT Sandrine	1982	FRA		Fischer
50	205218	REBENBURG Viktoria	1989	GER		Nordica
51	505886	KLING Kajsa	1988	SWE		
52	296769	LONGHINI Hilary	1986	ITA		Head
53	296476	ALFIERI Camilla	1985	ITA		
54	565268	DREV Ana	1985	SLO		Rossignol
55	515766	SUTER Fabienne	1985	SUI		Stoekli
56	205993	HOELZL Kathrin	1984	GER		Voelkl





F.I.S. - F.I.S.I.  
SCI CLUB CORTINA  
COMUNE DI CORTINA



# COPPA DEL MONDO DI SCI FEMMINILE

CORTINA D'AMPEZZO - 19/20 GENNAIO 2008



ASSOCIAZIONE PERMANENTE COPPA DEL MONDO DI SCI ALPINO



Cortina Super Ski Trophy  
www.cortinaclassic.com



## AUDI FIS SKI WORLD CUP 2007/08 Cortina d'Ampezzo (ITA)



### 5th LADIES' DOWNHILL RESULTS TRAINING 1 BY RANK

FRI 18 JAN 2008  
Start Time: 10:00

Jury			Technical Data	
TD FIS	B. ZEMAN	CZE	Course Name	Olympia delle Tofane
Referee	A. SKAARDAL	FIS	Start Altitude	2348 m
Assistant Referee	J. TISCHHAUSER	FIS	Finish Altitude	1580 m
Chief of Race	A. MENARDI	ITA	Vertical Drop	768 m
			Course Length	2822 m
			Homologation Number	7168/05/03

#### Race Information

Course Setter	J. TISCHHAUSER	FIS
Number of Gates	44	
Start Time	10:00	

Forerunners				
A -	T. GIRARDI	ITA	E -	T. VALLE
B -	G. MENARDI	ITA	F -	S. CANAL
C -	G. GIORGI	ITA	G -	A. DEL FAVERO
D -	D. CREPAZ	ITA	H -	A. ZARDINI LACEDELLI

Weather: Sunny Snow: Hard Temperature - Start: 0 °C Finish: 1 °C

#### Number of Competitors: 56

Rank	Bib	FIS Code	Name	Year of Birth	Nation	Time	Diff.	Dist. (m)	Ski
1	4	105997	BRYDON Emily	1980	CAN	1:39.28			Salomon
2	5	55576	GOERGL Elisabeth	1981	AUT	1:39.92	0.64	18.08	Head
3	3	296008	MERIGHETTI Daniela	1981	ITA	1:40.35	1.07	30.09	Salomon
4	10	505483	PAERSON Anja	1981	SWE	1:40.52	1.24	34.81	Salomon
5	13	515170	STYGER Nadia	1978	SUI	1:40.76	1.48	41.45	Voelkl
6	14	537544	VONN Lindsey	1984	USA	1:40.86	1.58	44.21	Rossignol
7	23	515560	SCHILD Martina	1981	SUI	1:40.89	1.61	45.03	Voelkl
8	2	225206	ALCOTT Chemmy	1982	GBR	1:40.96	1.68	46.96	Voelkl
9	6	55669	HOLAUS Maria	1983	AUT	1:41.07	1.79	49.98	Voelkl
10	7	196460	MARCHAND-ARVIER Marie	1985	FRA	1:41.29	2.01	56.00	Salomon
11	26	295136	CECCARELLI Daniela	1975	ITA	1:41.53	2.25	62.54	Salomon
12	28	296472	FANCHINI Elena	1985	ITA	1:41.64	2.36	65.52	Dynastar
13	15	106022	JANYK Britt	1980	CAN	1:41.82	2.54	70.40	Voelkl
14	12	537545	MANCUSO Julia	1984	USA	1:41.83	2.55	70.67	Rossignol
15	16	195671	JACQUEMOD Ingrid	1978	FRA	1:41.87	2.59	71.75	Salomon
16	25	515429	DUMERMUTH Monika	1977	SUI	1:41.88	2.60	72.02	Stoekli

#761

18-01-2008 / Cortina d'Ampezzo (ITA) / 5475

Page 1/2

Data Processing by LONGINES

www.fis-ski.com

LONGINES Timing

Generation Date: FRI 18 JAN 2008

Time: 13:45

Document: 74B 1.0





AUDI FIS SKI WORLD CUP 2007/08  
Cortina d'Ampezzo (ITA)



5th LADIES' DOWNHILL  
RESULTS TRAINING 1 BY RANK

FRI 18 JAN 2008  
Start Time: 10:00

Number of Competitors: 56

Rank	Bib	FIS Code	Name	Year of Birth	Nation	Time	Diff.	Dist. (m)	Ski
17	24	537582	COOK Stacey	1984	USA	1:41.90	2.62	72.56	Rossignol
18	36	296473	SIORPAES Wendy	1985	ITA	1:41.93	2.65	73.37	Voelkl
19	22	495318	RUIZ CASTILLO Carolina	1981	SPA	1:41.94	2.66	73.64	Salomon
20	20	55069	GOETSCHL Renate	1975	AUT	1:41.96	2.68	74.18	Atomic
21	34	296427	SCHNARF Johanna	1984	ITA	1:42.25	2.97	81.97	Voelkl
22	18	106402	VANDERBEEK Kelly	1983	CAN	1:42.34	3.06	84.38	Voelkl
23	8	515747	GISIN Dominique	1985	SUI	1:42.39	3.11	85.72	Voelkl
24	47	296431	STUFFER Verena	1984	ITA	1:42.51	3.23	88.92	Fischer
24	1	55588	RUMPFHUBER Ingrid	1981	AUT	1:42.51	3.23	88.92	Blizzard
26	9	55590	SCHILD Marlies	1981	AUT	1:42.54	3.26	89.72	Atomic
27	40	375018	COLETTI Alexandra	1983	MON	1:42.58	3.30	90.78	Voelkl
28	17	515573	AUFDENBLATTEN Fraenzi	1981	SUI	1:42.59	3.31	91.05	Rossignol
29	44	536884	LUDLOW Libby	1981	USA	1:42.67	3.39	93.18	Voelkl
30	53	296476	ALFIERI Camilla	1985	ITA	1:42.73	3.45	94.77	
31	32	55596	WILHELM Kathrin	1981	AUT	1:42.74	3.46	95.04	Rossignol
32	19	55750	FISCHBACHER Andrea	1985	AUT	1:42.83	3.55	97.42	Atomic
33	41	515244	CASANOVA Carmen	1980	SUI	1:42.85	3.57	97.95	Head
34	21	55212	MEISSNITZER Alexandra	1973	AUT	1:42.94	3.66	100.34	Voelkl
35	37	196573	REVILLET Aurelie	1986	FRA	1:43.03	3.75	102.71	Salomon
36	27	206175	STECHELT Gina	1987	GER	1:43.26	3.98	108.77	Voelkl
37	48	565243	MAZE Tina	1983	SLO	1:43.41	4.13	112.71	Rossignol
38	29	515348	BORGHI Catherine	1976	SUI	1:43.44	4.16	113.49	Rossignol
39	54	565268	DREV Ana	1985	SLO	1:43.46	4.18	114.01	Rossignol
40	11	206001	RIESCH Maria	1984	GER	1:43.53	4.25	115.85	Head
41	42	505632	LINDELL-VIKARBY Jessica	1984	SWE	1:43.60	4.32	117.67	Rossignol
42	30	515409	BERTHOD Sylviane	1977	SUI	1:43.62	4.34	118.20	Dynastar
43	49	195972	AUBERT Sandrine	1982	FRA	1:44.12	4.84	131.18	Fischer
44	39	538305	SMITH Lianne	1987	USA	1:44.53	5.25	141.73	Dynastar
45	43	106410	DESFORGES Emilie	1983	CAN	1:44.67	5.39	145.32	Head
46	45	538284	MCJAMES Megan	1987	USA	1:44.77	5.49	147.87	Dynastar
47	50	205218	REBENSBURG Viktoria	1989	GER	1:44.82	5.54	149.15	Nordica
48	55	515766	SUTER Fabienne	1985	SUI	1:45.33	6.05	162.09	Stoekli
49	33	106849	YURKIW Larisa	1988	CAN	1:45.45	6.17	165.12	Rossignol
50	51	505886	KLING Kajsa	1988	SWE	1:45.61	6.33	169.14	
51	56	205993	HOELZL Kathrin	1984	GER	1:45.70	6.42	171.40	Voelkl
52	46	106662	POLESCHUK Danielle	1986	CAN	1:46.60	7.32	193.78	
53	31	505449	BENT Nike	1981	SWE	1:46.89	7.61	200.91	Rossignol
54	52	296769	LONGHINI Hilary	1986	ITA	1:47.97	8.69	227.13	Head
55	38	565261	ROBNIK Petra	1984	SLO	1:49.04	9.76	252.59	Rossignol
	35	565278	RABIC Urska	1985	SLO	DNF			Rossignol

Technical Delegate:  
B. ZEMAN (CZE) #761

LEGEND

DNF Did Not Finish

18-01-2008 / Cortina d'Ampezzo (ITA) / 5475

Page 2/2

Data Processing by LONGINES

www.fis-ski.com

LONGINES Timing

Generation Date: FRI 18 JAN 2008

Time: 13:45

Document: 74B 1.0







F.I.S. - F.I.S.I.  
SCI CLUB CORTINA  
COMUNE DI CORTINA



# COPPA DEL MONDO DI SCI FEMMINILE

CORTINA D'AMPEZZO - 19/20 GENNAIO 2008



ASSOCIAZIONE PERMANENTE COPPA DEL MONDO DI SCI ALPINO



Cortina Super Ski Trophy  
www.cortinaclassic.com



AUDI FIS SKI WORLD CUP 2007/08  
Cortina d'Ampezzo (ITA)



5th LADIES' DOWNHILL  
RESULTS TRAINING 1 BY BIB

FRI 18 JAN 2008  
Start Time: 10:00

Jury			Technical Data	
TD FIS	B. ZEMAN	CZE	Course Name	Olympia delle Tofane
Referee	A. SKAARDAL	FIS	Start Altitude	2348 m
Assistant Referee	J. TISCHHAUSER	FIS	Finish Altitude	1580 m
Chief of Race	A. MENARDI	ITA	Vertical Drop	768 m
			Course Length	2822 m
			Homologation Number	7168/05/03

### Race Information

Course Setter	J. TISCHHAUSER	FIS
Number of Gates	44	
Start Time	10:00	

Forerunners	A - T. GIRARDI	ITA	E - T. VALLE	ITA
	B - G. MENARDI	ITA	F - S. CANAL	ITA
	C - G. GIORGI	ITA	G - A. DEL FAVERO	ITA
	D - D. CREPAZ	ITA	H - A. ZARDINI LACEDELLI	ITA

Weather: Sunny Snow: Hard Temperature - Start: 0 °C Finish: 1 °C

Number of Competitors: 56

Bib	FIS Code	Name	Year of Birth	Nation	Time	Rank	Ski
1	55588	RUMPFHUBER Ingrid	1981	AUT	1:42.51	(24)	Blizzard
2	225206	ALCOTT Chemmy	1982	GBR	1:40.96	(8)	Voelkl
3	296008	MERIGHETTI Daniela	1981	ITA	1:40.35	(3)	Salomon
4	105997	BRYDON Emily	1980	CAN	1:39.28	(1)	Salomon
5	55576	GOERGL Elisabeth	1981	AUT	1:39.92	(2)	Head
6	55669	HOLAUS Maria	1983	AUT	1:41.07	(9)	Voelkl
7	196460	MARCHAND-ARVIER Marie	1985	FRA	1:41.29	(10)	Salomon
8	515747	GISIN Dominique	1985	SUI	1:42.39	(23)	Voelkl
9	55590	SCHILD Marlies	1981	AUT	1:42.54	(26)	Atomic
10	505483	PAERSON Anja	1981	SWE	1:40.52	(4)	Salomon
11	206001	RIESCH Maria	1984	GER	1:43.53	(40)	Head
12	537545	MANCUSO Julia	1984	USA	1:41.83	(14)	Rossignol
13	515170	STYGER Nadia	1978	SUI	1:40.76	(5)	Voelkl
14	537544	VONN Lindsey	1984	USA	1:40.86	(6)	Rossignol
15	106022	JANYK Britt	1980	CAN	1:41.82	(13)	Voelkl
16	195671	JACQUEMOD Ingrid	1978	FRA	1:41.87	(15)	Salomon
17	515573	AUFDENBLATTEN Fraenzi	1981	SUI	1:42.59	(28)	Rossignol

18-01-2008 / Cortina d'Ampezzo (ITA) / 5475

Page 1/2

Data Processing by LONGINES

www.fis-ski.com

LONGINES Timing

Generation Date: FRI 18 JAN 2008

Time: 14:01

Document: 74A 1.0





AUDI FIS SKI WORLD CUP 2007/08  
Cortina d'Ampezzo (ITA)



5th LADIES' DOWNHILL  
RESULTS TRAINING 1 BY BIB

FRI 18 JAN 2008  
Start Time: 10:00

Number of Competitors: 56

Bib	FIS Code	Name	Year of Birth	Nation	Time	Rank	Ski
18	106402	VANDERBEEK Kelly	1983	CAN	1:42.34	(22)	Voelkl
19	55750	FISCHBACHER Andrea	1985	AUT	1:42.83	(32)	Atomic
20	55069	GOETSCHL Renate	1975	AUT	1:41.96	(20)	Atomic
21	55212	MEISSNITZER Alexandra	1973	AUT	1:42.94	(34)	Voelkl
22	495318	RUIZ CASTILLO Carolina	1981	SPA	1:41.94	(19)	Salomon
23	515560	SCHILD Martina	1981	SUI	1:40.89	(7)	Voelkl
24	537582	COOK Stacey	1984	USA	1:41.90	(17)	Rossignol
25	515429	DUMERMUTH Monika	1977	SUI	1:41.88	(16)	Stoeckli
26	295136	CECCARELLI Daniela	1975	ITA	1:41.53	(11)	Salomon
27	206175	STECHELT Gina	1987	GER	1:43.26	(36)	Voelkl
28	296472	FANCHINI Elena	1985	ITA	1:41.64	(12)	Dynastar
29	515348	BORGHI Catherine	1976	SUI	1:43.44	(38)	Rossignol
30	515409	BERTHOD Sylviane	1977	SUI	1:43.62	(42)	Dynastar
31	505449	BENT Nike	1981	SWE	1:46.89	(53)	Rossignol
32	55596	WILHELM Kathrin	1981	AUT	1:42.74	(31)	Rossignol
33	106849	YURKIW Larisa	1988	CAN	1:45.45	(49)	Rossignol
34	296427	SCHNARF Johanna	1984	ITA	1:42.25	(21)	Voelkl
35	565278	RABIC Urska	1985	SLO	DNF		Rossignol
36	296473	SIORPAES Wendy	1985	ITA	1:41.93	(18)	Voelkl
37	196573	REVILLET Aurelie	1986	FRA	1:43.03	(35)	Salomon
38	565261	ROBNIK Petra	1984	SLO	1:49.04	(55)	Rossignol
39	538305	SMITH Leanne	1987	USA	1:44.53	(44)	Dynastar
40	375018	COLETTI Alexandra	1983	MON	1:42.58	(27)	Voelkl
41	515244	CASANOVA Carmen	1980	SUI	1:42.85	(33)	Head
42	505632	LINDELL-VIKARBY Jessica	1984	SWE	1:43.60	(41)	Rossignol
43	106410	DESFORGES Emilie	1983	CAN	1:44.67	(45)	Head
44	536884	LUDLOW Libby	1981	USA	1:42.67	(29)	Voelkl
45	538284	MCJAMES Megan	1987	USA	1:44.77	(46)	Dynastar
46	106662	POLESCHUK Danielle	1986	CAN	1:46.60	(52)	
47	296431	STUFFER Verena	1984	ITA	1:42.51	(24)	Fischer
48	565243	MAZE Tina	1983	SLO	1:43.41	(37)	Rossignol
49	195972	AUBERT Sandrine	1982	FRA	1:44.12	(43)	Fischer
50	205218	REBENSBURG Viktoria	1989	GER	1:44.82	(47)	Nordica
51	505886	KLING Kajsa	1988	SWE	1:45.61	(50)	
52	296769	LONGHINI Hilary	1986	ITA	1:47.97	(54)	Head
53	296476	ALFIERI Camilla	1985	ITA	1:42.73	(30)	
54	565268	DREV Ana	1985	SLO	1:43.46	(39)	Rossignol
55	515766	SUTER Fabienne	1985	SUI	1:45.33	(48)	Stoeckli
56	205993	HOELZL Kathrin	1984	GER	1:45.70	(51)	Voelkl

LEGEND

DNF Did Not Finish

18-01-2008 / Cortina d'Ampezzo (ITA) / 5475

Page 2/2

Data Processing by LONGINES

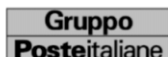
www.fis-ski.com

LONGINES Timing

Generation Date: FRI 18 JAN 2008

Time: 14:01

Document: 74A 1.0





F.I.S. - F.I.S.I.  
SCI CLUB CORTINA  
COMUNE DI CORTINA



# COPPA DEL MONDO DI SCI FEMMINILE

CORTINA D'AMPEZZO - 19/20 GENNAIO 2008



ASSOCIAZIONE PERMANENTE COPPA DEL MONDO DI SCI ALPINO

Cortina Super Ski Trophy  
www.cortinaclassic.com



## AUDI FIS SKI WORLD CUP 2007/08 Cortina d'Ampezzo (ITA)



5th LADIES' DOWNHILL

FRI 18 JAN 2008

### PERFORMANCE ANALYSIS 1 TRAINING 1

Number of Competitors: 55

Rank	Bib	Name	Nation	Positions			Partials			Difference		Speed					
				Pos.	Time	Rank	Pos.	Time	Rank	Time	Dist(m)	Pos.	Km/h	Rank			
1	4	BRYDON Emily	CAN	Int1: 34.94 (2)	Int2: 58.86 (2)	Int3: 1:18.75 (1)	Fin: 1:39.28 (1)	I1-I2: 23.92 (2)	I2-I3: 19.89 (2)	I3-Fin: 20.53 (1)	0.33	0.00	0.00	Sp1: 103.84 (26)	Avg.: 102.33		
2	5	GOERGL Elisabeth	AUT	Int1: 34.61 (1)	Int2: 58.66 (1)	Int3: 1:18.87 (2)	Fin: 1:39.92 (2)	I1-I2: 24.05 (5)	I2-I3: 20.21 (5)	I3-Fin: 21.05 (12)	0.00	0.00	0.12	0.64	18.08	Sp1: 109.09 (2)	Avg.: 101.67
3	3	MERIGHETTI Daniela	ITA	Int1: 35.68 (12)	Int2: 59.36 (3)	Int3: 1:19.72 (4)	Fin: 1:40.35 (3)	I1-I2: 23.68 (1)	I2-I3: 20.36 (10)	I3-Fin: 20.63 (2)	1.07	0.70	0.97	1.07	30.09	Sp1: 108.81 (3)	Avg.: 101.24
4	10	PAERSON Anja	SWE	Int1: 35.43 (4)	Int2: 59.48 (5)	Int3: 1:19.33 (3)	Fin: 1:40.52 (4)	I1-I2: 24.05 (5)	I2-I3: 19.85 (1)	I3-Fin: 21.19 (20)	0.82	0.82	0.58	1.24	34.81	Sp1: 107.73 (4)	Avg.: 101.07
5	13	STYGER Nadia	SUI	Int1: 35.64 (9)	Int2: 59.58 (7)	Int3: 1:19.96 (6)	Fin: 1:40.76 (5)	I1-I2: 23.94 (3)	I2-I3: 20.38 (11)	I3-Fin: 20.80 (5)	1.03	0.92	1.21	1.48	41.45	Sp1: 106.14 (11)	Avg.: 100.83
6	14	VONN Lindsey	USA	Int1: 35.71 (14)	Int2: 1:00.16 (18)	Int3: 1:20.08 (8)	Fin: 1:40.86 (6)	I1-I2: 24.45 (22)	I2-I3: 19.92 (3)	I3-Fin: 20.78 (4)	1.10	1.50	1.33	1.58	44.21	Sp1: 103.10 (33)	Avg.: 100.73
7	23	SCHILD Martina	SUI	Int1: 35.67 (11)	Int2: 59.91 (11)	Int3: 1:20.13 (9)	Fin: 1:40.89 (7)	I1-I2: 24.24 (10)	I2-I3: 20.22 (6)	I3-Fin: 20.76 (3)	1.06	1.25	1.38	1.61	45.03	Sp1: 106.66 (8)	Avg.: 100.70
8	2	ALCOTT Chemmy	GBR	Int1: 35.89 (24)	Int2: 59.87 (9)	Int3: 1:19.92 (5)	Fin: 1:40.96 (8)	I1-I2: 23.98 (4)	I2-I3: 20.05 (4)	I3-Fin: 21.04 (10)	1.28	1.21	1.17	1.68	46.96	Sp1: 106.40 (10)	Avg.: 100.63
9	6	HOLAUS Maria	AUT	Int1: 59.56 (6)	Int2: 1:20.01 (7)	Int3: 1:41.07 (9)		I1-I2: 20.45 (13)	I2-I3: 21.06 (13)		0.90	1.26	1.79	49.98		Sp1: 106.93 (6)	Avg.: 100.52
10	7	MARCHAND-ARVIER Marie	FRA	Int1: 35.49 (7)	Int2: 59.59 (8)	Int3: 1:20.17 (10)	Fin: 1:41.29 (10)	I1-I2: 24.10 (7)	I2-I3: 20.58 (17)	I3-Fin: 21.12 (18)	0.88	0.93	1.42	2.01	56.00	Sp1: 106.14 (11)	Avg.: 100.30

18-01-2008 / Cortina d'Ampezzo (ITA) / 5475

Page 1/5

Data Processing by LONGINES

www.fis-ski.com

LONGINES Timing

Generation Date: FRI 18 JAN 2008

Time: 13:47

Document: 77A 1.0





AUDI FIS SKI WORLD CUP 2007/08  
Cortina d'Ampezzo (ITA)



5th LADIES' DOWNHILL

FRI 18 JAN 2008

PERFORMANCE ANALYSIS 1 TRAINING 1

Number of Competitors: 55

Rank	Bib	Name	Nation	Positions			Partials			Difference		Speed		
				Pos.	Time	Rank	Pos.	Time	Rank	Time	Dist(m)	Pos.	Km/h	Rank
11	26	CECCARELLI Daniela	ITA	Int1: 35.84 (19) Int2: 1:00.12 (16) Int3: 1:20.46 (12) Fin: 1:41.53 (11)	I1-I2: 24.28 (14) I2-I3: 20.34 (9) I3-Fin: 21.07 (14)	1.23 1.46 1.71 2.25	62.54	Spt1: 103.59 (29) Avg.: 100.06						
12	28	FANCHINI Elena	ITA	Int1: 35.53 (8) Int2: 59.96 (13) Int3: 1:20.63 (17) Fin: 1:41.64 (12)	I1-I2: 24.43 (20) I2-I3: 20.67 (26) I3-Fin: 21.01 (9)	0.92 1.30 1.88 2.36	65.52	Spt1: 107.46 (5) Avg.: 99.95						
13	15	JANYK Britt	CAN	Int1: 36.21 (38) Int2: 1:00.31 (20) Int3: 1:20.59 (16) Fin: 1:41.82 (13)	I1-I2: 24.10 (7) I2-I3: 20.28 (7) I3-Fin: 21.23 (27)	1.60 1.65 1.84 2.54	70.40	Spt1: 105.62 (14) Avg.: 99.78						
14	12	MANCUSO Julia	USA	Int1: 35.75 (15) Int2: 59.99 (14) Int3: 1:20.57 (14) Fin: 1:41.83 (14)	I1-I2: 24.24 (10) I2-I3: 20.58 (17) I3-Fin: 21.26 (31)	1.14 1.33 1.82 2.55	70.67	Spt1: 100.69 (45) Avg.: 99.77						
15	16	JACQUEMOD Ingrid	FRA	Int1: 35.88 (22) Int2: 1:00.36 (22) Int3: 1:20.80 (18) Fin: 1:41.87 (15)	I1-I2: 24.48 (24) I2-I3: 20.44 (12) I3-Fin: 21.07 (14)	1.27 1.70 2.05 2.59	71.75	Spt1: 99.53 (50) Avg.: 99.73						
16	25	DUMERMUTH Monika	SUI	Int1: 35.99 (28) Int2: 1:00.56 (30) Int3: 1:21.08 (22) Fin: 1:41.88 (16)	I1-I2: 24.57 (29) I2-I3: 20.52 (15) I3-Fin: 20.80 (5)	1.38 1.90 2.33 2.60	72.02	Spt1: 101.40 (40) Avg.: 99.72						
17	24	COOK Stacey	USA	Int1: 35.92 (25) Int2: 1:00.19 (19) Int3: 1:21.01 (20) Fin: 1:41.90 (17)	I1-I2: 24.27 (13) I2-I3: 20.82 (30) I3-Fin: 20.89 (8)	1.31 1.53 2.26 2.62	72.56	Spt1: 102.12 (36) Avg.: 99.70						
18	36	SIORPAES Wendy	ITA	Int1: 35.45 (5) Int2: 59.87 (9) Int3: 1:20.47 (13) Fin: 1:41.93 (18)	I1-I2: 24.42 (18) I2-I3: 20.60 (22) I3-Fin: 21.46 (39)	0.84 1.21 1.72 2.65	73.37	Spt1: 104.60 (20) Avg.: 99.67						
19	22	RUIZ CASTILLO Carolina	SPA	Int1: 35.65 (10) Int2: 1:00.00 (15) Int3: 1:20.57 (14) Fin: 1:41.94 (19)	I1-I2: 24.35 (15) I2-I3: 20.57 (16) I3-Fin: 21.37 (35)	1.04 1.34 1.82 2.66	73.64	Spt1: 100.46 (46) Avg.: 99.66						
20	20	GOETSCHL Renate	AUT	Int1: 35.25 (3) Int2: 59.37 (4) Int3: 1:20.40 (11) Fin: 1:41.96 (20)	I1-I2: 24.12 (9) I2-I3: 21.03 (37) I3-Fin: 21.56 (44)	0.64 0.71 1.65 2.68	74.18	Spt1: 101.40 (40) Avg.: 99.64						
21	34	SCHNARF Johanna	ITA	Int1: 35.99 (28) Int2: 1:00.39 (24) Int3: 1:21.15 (25) Fin: 1:42.25 (21)	I1-I2: 24.40 (17) I2-I3: 20.76 (28) I3-Fin: 21.10 (17)	1.38 1.73 2.40 2.97	81.97	Spt1: 103.59 (29) Avg.: 99.36						
22	18	VANDERBEEK Kelly	CAN	Int1: 35.99 (28) Int2: 1:00.37 (23) Int3: 1:21.27 (30) Fin: 1:42.34 (22)	I1-I2: 24.38 (16) I2-I3: 20.90 (32) I3-Fin: 21.07 (14)	1.38 1.71 2.52 3.06	84.38	Spt1: 102.12 (36) Avg.: 99.27						
23	8	GISIN Dominique	SUI	Int1: 35.79 (16) Int2: 1:00.58 (32) Int3: 1:21.07 (21) Fin: 1:42.39 (23)	I1-I2: 24.79 (38) I2-I3: 20.49 (14) I3-Fin: 21.32 (33)	1.18 1.92 2.32 3.11	85.72	Spt1: 95.57 (54) Avg.: 99.22						

18-01-2008 / Cortina d'Ampezzo (ITA) / 5475

Page 2/5

Data Processing by LONGINES

www.fis-ski.com

LONGINES Timing

Generation Date: FRI 18 JAN 2008

Time: 13:47

Document: 77A 1.0



**PERFORMANCE ANALYSIS 1 TRAINING 1**

Number of Competitors: 55

Rank	Bib	Name	Nation	Positions			Partials			Difference		Speed		
				Pos.	Time	Rank	Pos.	Time	Rank	Time	Dist(m)	Pos.	Km/h	Rank
24	47	STUFFER Verena	ITA	Int1: 36.07 (33) Int2: 1:00.56 (30) Int3: 1:21.20 (28) Fin: 1:42.51 (24)	I1-I2: 24.49 (25) I2-I3: 20.64 (25) I3-Fin: 21.31 (32)	1.46 1.90 2.45 3.23	88.92	Sp1: 101.17 (42) Avg.: 99.10						
24	1	RUMPFHUBER Ingrid	AUT	Int1: 35.98 (27) Int2: 1:00.55 (29) Int3: 1:21.14 (24) Fin: 1:42.51 (24)	I1-I2: 24.57 (29) I2-I3: 20.59 (20) I3-Fin: 21.37 (35)	1.37 1.89 2.39 3.23	88.92	Sp1: 106.66 (8) Avg.: 99.10						
26	9	SCHILD Marlies	AUT	Int1: 1:00.49 (26) Int2: 1:21.12 (23) Int3: 1:42.54 (26) Fin: 1:42.54 (26)	I1-I2: 20.63 (24) I2-I3: 21.42 (38)	1.83 2.37 3.26	89.72	Sp1: 104.09 (22) Avg.: 99.08						
27	40	COLETTI Alexandra	MON	Int1: 35.81 (17) Int2: 1:00.32 (21) Int3: 1:21.38 (32) Fin: 1:42.58 (27)	I1-I2: 24.51 (26) I2-I3: 21.06 (39) I3-Fin: 21.20 (22)	1.20 1.66 2.63 3.30	90.78	Sp1: 100.46 (46) Avg.: 99.04						
28	17	AUFDENBLATTEN Fraenzi	SUI	Int1: 36.34 (41) Int2: 1:00.95 (39) Int3: 1:21.24 (29) Fin: 1:42.59 (28)	I1-I2: 24.61 (31) I2-I3: 20.29 (8) I3-Fin: 21.35 (34)	1.73 2.29 2.49 3.31	91.05	Sp1: 105.62 (14) Avg.: 99.03						
29	44	LUDLOW Libby	USA	Int1: 36.09 (36) Int2: 1:00.61 (33) Int3: 1:21.19 (27) Fin: 1:42.67 (29)	I1-I2: 24.52 (27) I2-I3: 20.58 (17) I3-Fin: 21.48 (40)	1.48 1.95 2.44 3.39	93.18	Sp1: 103.84 (26) Avg.: 98.95						
30	53	ALFIERI Camilla	ITA	Int1: 35.45 (5) Int2: 1:00.12 (16) Int3: 1:21.17 (26) Fin: 1:42.73 (30)	I1-I2: 24.67 (35) I2-I3: 21.05 (38) I3-Fin: 21.56 (44)	0.84 1.46 2.42 3.45	94.77	Sp1: 100.46 (46) Avg.: 98.89						
31	32	WILHELM Kathrin	AUT	Int1: 35.88 (22) Int2: 1:00.89 (36) Int3: 1:21.51 (33) Fin: 1:42.74 (31)	I1-I2: 25.01 (40) I2-I3: 20.62 (23) I3-Fin: 21.23 (27)	1.27 2.23 2.76 3.46	95.04	Sp1: 104.09 (22) Avg.: 98.88						
32	19	FISCHBACHER Andrea	AUT	Int1: 36.22 (39) Int2: 1:00.69 (35) Int3: 1:21.28 (31) Fin: 1:42.83 (32)	I1-I2: 24.47 (23) I2-I3: 20.59 (20) I3-Fin: 21.55 (42)	1.61 2.03 2.53 3.55	97.42	Sp1: 100.93 (44) Avg.: 98.80						
33	41	CASANOVA Carmen	SUI	Int1: 35.96 (26) Int2: 1:00.62 (34) Int3: 1:21.64 (34) Fin: 1:42.85 (33)	I1-I2: 24.66 (32) I2-I3: 21.02 (35) I3-Fin: 21.21 (24)	1.35 1.96 2.89 3.57	97.95	Sp1: 101.17 (42) Avg.: 98.78						
34	21	MEISSNITZER Alexandra	AUT	Int1: 35.70 (13) Int2: 59.95 (12) Int3: 1:20.88 (19) Fin: 1:42.94 (34)	I1-I2: 24.25 (12) I2-I3: 20.93 (33) I3-Fin: 22.06 (53)	1.09 1.29 2.13 3.66	100.34	Sp1: 98.18 (51) Avg.: 98.69						
35	37	REVILLET Aurelie	FRA	Int1: 36.27 (40) Int2: 1:00.97 (40) Int3: 1:21.82 (37) Fin: 1:43.03 (35)	I1-I2: 24.70 (37) I2-I3: 20.85 (31) I3-Fin: 21.21 (24)	1.66 2.31 3.07 3.75	102.71	Sp1: 104.85 (17) Avg.: 98.60						
36	27	STECHERT Gina	GER	Int1: 36.04 (31) Int2: 1:01.17 (42) Int3: 1:22.10 (39) Fin: 1:43.26 (36)	I1-I2: 25.13 (43) I2-I3: 20.93 (33) I3-Fin: 21.16 (19)	1.43 2.51 3.35 3.98	108.77	Sp1: 103.34 (31) Avg.: 98.38						

**PERFORMANCE ANALYSIS 1 TRAINING 1**

Number of Competitors: 55

Rank	Bib	Name	Nation	Positions			Partials			Difference		Speed					
				Pos.	Time	Rank	Pos.	Time	Rank	Time	Dist(m)	Pos.	Km/h	Rank			
37	48	MAZE Tina	SLO	Int1: 36.42 (42)	Int2: 1:00.98 (41)	Int3: 1:22.21 (40)	Fin: 1:43.41 (37)	I1-I2: 24.56 (28)	I2-I3: 21.23 (42)	I3-Fin: 21.20 (22)	1.81	2.32	3.46	4.13	112.71	Sp1: 101.64 (39)	Avg.: 98.24
38	29	BORGHI Catherine	SUI	Int1: 36.48 (43)	Int2: 1:01.66 (48)	Int3: 1:22.40 (42)	Fin: 1:43.44 (38)	I1-I2: 25.18 (44)	I2-I3: 20.74 (27)	I3-Fin: 21.04 (10)	1.87	3.00	3.65	4.16	113.49	Sp1: 104.09 (22)	Avg.: 98.21
39	54	DREV Ana	SLO	Int1: 35.86 (21)	Int2: 1:00.89 (36)	Int3: 1:22.09 (38)	Fin: 1:43.46 (39)	I1-I2: 25.03 (41)	I2-I3: 21.20 (41)	I3-Fin: 21.37 (35)	1.25	2.23	3.34	4.18	114.01	Sp1: 109.64 (1)	Avg.: 98.19
40	11	RIESCH Maria	GER	Int1: 36.62 (45)	Int2: 1:01.52 (47)	Int3: 1:22.32 (41)	Fin: 1:43.53 (40)	I1-I2: 24.90 (39)	I2-I3: 20.80 (29)	I3-Fin: 21.21 (24)	2.01	2.86	3.57	4.25	115.85	Sp1: 104.60 (20)	Avg.: 98.13
41	42	LINDELL-VIKARBY Jessica	SWE	Int1: 36.07 (33)	Int2: 1:00.50 (27)	Int3: 1:21.73 (36)	Fin: 1:43.60 (41)	I1-I2: 24.43 (20)	I2-I3: 21.23 (42)	I3-Fin: 21.87 (48)	1.46	1.84	2.98	4.32	117.67	Sp1: 100.23 (49)	Avg.: 98.06
42	30	BERTHOD Sylviane	SUI	Int1: 35.85 (20)	Int2: 1:00.89 (36)	Int3: 1:22.74 (45)	Fin: 1:43.62 (42)	I1-I2: 25.04 (42)	I2-I3: 21.85 (50)	I3-Fin: 20.88 (7)	1.24	2.23	3.99	4.34	118.20	Sp1: 105.10 (16)	Avg.: 98.04
43	49	AUBERT Sandrine	FRA	Int1: 36.07 (33)	Int2: 1:01.45 (45)	Int3: 1:22.89 (46)	Fin: 1:44.12 (43)	I1-I2: 25.38 (47)	I2-I3: 21.44 (46)	I3-Fin: 21.23 (27)	1.46	2.79	4.14	4.84	131.18	Sp1: 103.34 (31)	Avg.: 97.57
44	39	SMITH Leanne	USA	Int1: 36.63 (46)	Int2: 1:01.29 (43)	Int3: 1:23.34 (47)	Fin: 1:44.53 (44)	I1-I2: 24.66 (32)	I2-I3: 22.05 (52)	I3-Fin: 21.19 (20)	2.02	2.63	4.59	5.25	141.73	Sp1: 104.85 (17)	Avg.: 97.19
45	43	DESFORGES Emilie	CAN	Int1: 36.79 (50)	Int2: 1:01.45 (45)	Int3: 1:22.73 (43)	Fin: 1:44.67 (45)	I1-I2: 24.66 (32)	I2-I3: 21.28 (44)	I3-Fin: 21.94 (50)	2.18	2.79	3.98	5.39	145.32	Sp1: 102.36 (34)	Avg.: 97.06
46	45	MCJAMES Megan	USA	Int1: 36.13 (37)	Int2: 1:01.41 (44)	Int3: 1:22.73 (43)	Fin: 1:44.77 (46)	I1-I2: 25.28 (45)	I2-I3: 21.32 (45)	I3-Fin: 22.04 (51)	1.52	2.75	3.98	5.49	147.87	Sp1: 104.85 (17)	Avg.: 96.97
47	50	REBENSBURG Viktoria	GER	Int1: 36.06 (32)	Int2: 1:00.48 (25)	Int3: 1:21.67 (35)	Fin: 1:44.82 (47)	I1-I2: 24.42 (18)	I2-I3: 21.19 (40)	I3-Fin: 23.15 (55)	1.45	1.82	2.92	5.54	149.15	Sp1: 103.84 (26)	Avg.: 96.92
48	55	SUTER Fabienne	SUI	Int1: 37.32 (52)	Int2: 1:02.77 (53)	Int3: 1:23.79 (49)	Fin: 1:45.33 (48)	I1-I2: 25.45 (48)	I2-I3: 21.02 (35)	I3-Fin: 21.54 (41)	2.71	4.11	5.04	6.05	162.09	Sp1: 102.36 (34)	Avg.: 96.45
49	33	YURKIW Larisa	CAN	Int1: 36.73 (48)	Int2: 1:02.20 (50)	Int3: 1:23.90 (50)	Fin: 1:45.45 (49)	I1-I2: 25.47 (49)	I2-I3: 21.70 (49)	I3-Fin: 21.55 (42)	2.12	3.54	5.15	6.17	165.12	Sp1: 106.93 (6)	Avg.: 96.34

**PERFORMANCE ANALYSIS 1 TRAINING 1**

Number of Competitors: 55

Rank	Bib	Name	Nation	Positions			Partials			Difference		Speed					
				Pos.	Time	Rank	Pos.	Time	Rank	Time	Dist(m)	Pos.	Km/h	Rank			
50	51	KLING Kajsa	SWE	Int1: 36.50 (44)	Int2: 1:02.22 (51)	Int3: 1:23.71 (48)	Fin: 1:45.61 (50)	I1-I2: 25.72 (51)	I2-I3: 21.49 (47)	I3-Fin: 21.90 (49)	1.89	3.56	4.96	6.33	169.14	Sp1: 97.29 (52)	Avg.: 96.20
51	56	HOELZL Kathrin	GER	Int1: 36.95 (51)	Int2: 1:02.44 (52)	Int3: 1:23.93 (51)	Fin: 1:45.70 (51)	I1-I2: 25.49 (50)	I2-I3: 21.49 (47)	I3-Fin: 21.77 (47)	2.34	3.78	5.18	6.42	171.40	Sp1: 104.09 (22)	Avg.: 96.11
52	46	POLESCHUK Danielle	CAN	Int1: 36.73 (48)	Int2: 1:02.09 (49)	Int3: 1:24.11 (52)	Fin: 1:46.60 (52)	I1-I2: 25.36 (46)	I2-I3: 22.02 (51)	I3-Fin: 22.49 (54)	2.12	3.43	5.36	7.32	193.78	Sp1: 95.78 (53)	Avg.: 95.30
53	31	BENT Nike	SWE	Int1: 35.81 (17)	Int2: 1:00.50 (27)	Int3: 1:25.28 (53)	Fin: 1:46.89 (53)	I1-I2: 24.69 (36)	I2-I3: 24.78 (55)	I3-Fin: 21.61 (46)	1.20	1.84	6.53	7.61	200.91	Sp1: 102.12 (36)	Avg.: 95.04
54	52	LONGHINI Hilary	ITA	Int1: 37.83 (53)	Int2: 1:03.78 (55)	Int3: 1:25.93 (54)	Fin: 1:47.97 (54)	I1-I2: 25.95 (52)	I2-I3: 22.15 (53)	I3-Fin: 22.04 (51)	3.22	5.12	7.18	8.69	227.13	Sp1: 95.57 (54)	Avg.: 94.09
55	38	ROBNIK Petra	SLO	Int1: 36.63 (46)	Int2: 1:03.76 (54)	Int3: 1:27.79 (55)	Fin: 1:49.04 (55)	I1-I2: 27.13 (53)	I2-I3: 24.03 (54)	I3-Fin: 21.25 (30)	2.02	5.10	9.04	9.76	252.59	Sp1: 105.88 (13)	Avg.: 93.17

**LEGEND**

**Pos** Intermediate or Speed Position    **Dist(m)** Distance behind the first    **Int2:** Intermediate 2    **Sp1:** Speed Trap 1  
**Avg.** Average Speed for the race    **Int1:** Intermediate 1    **Int3:** Intermediate 3    **Fin:** Finish

18-01-2008 / Cortina d'Ampezzo (ITA) / 5475

Page 5/5

Data Processing by LONGINES

www.fis-ski.com

LONGINES Timing

Generation Date: FRI 18 JAN 2008

Time: 13:47

Document: 77A 1.0



F.I.S. - F.I.S.I.  
SCI CLUB CORTINA  
COMUNE DI CORTINA



# COPPA DEL MONDO DI SCI FEMMINILE

CORTINA D'AMPEZZO - 19/20 GENNAIO 2008



ASSOCIAZIONE PERMANENTE COPPA DEL MONDO DI SCI ALPINO

Cortina Super Ski Trophy  
www.cortinaclassic.com



## AUDI FIS SKI WORLD CUP 2007/08 Cortina d'Ampezzo (ITA)



5th LADIES' DOWNHILL

FRI 18 JAN 2008

### PERFORMANCE ANALYSIS 2 TRAINING 1

Number of Competitors: 56

Bib	Name	Nation	Positions			Partials			Difference		Speed		
			Pos.	Time	Rank	Pos.	Time	Rank	Time	Dist(m)	Pos.	Km/h	Rank
1	RUMPFHUBER Ingrid	AUT	Int1: 35.98 (27)	Int2: 1:00.55 (29)	Int3: 1:21.14 (24)	Fin: 1:42.51 (24)	11-12: 24.57 (29)	12-13: 20.59 (20)	13-Fin: 21.37 (35)	1.37 1.89 2.39 3.23	88.92	Sp1: 106.66 (8)	Avg.: 99.10
2	ALCOTT Chemmy	GBR	Int1: 35.89 (24)	Int2: 59.87 (9)	Int3: 1:19.92 (5)	Fin: 1:40.96 (8)	11-12: 23.98 (4)	12-13: 20.05 (4)	13-Fin: 21.04 (10)	1.28 1.21 1.17 1.68	46.96	Sp1: 106.40 (10)	Avg.: 100.63
3	MERIGHETTI Daniela	ITA	Int1: 35.68 (12)	Int2: 59.36 (3)	Int3: 1:19.72 (4)	Fin: 1:40.35 (3)	11-12: 23.68 (1)	12-13: 20.36 (10)	13-Fin: 20.63 (2)	1.07 0.70 0.97 1.07	30.09	Sp1: 108.81 (3)	Avg.: 101.24
4	BRYDON Emily	CAN	Int1: 34.94 (2)	Int2: 58.86 (2)	Int3: 1:18.75 (1)	Fin: 1:39.28 (1)	11-12: 23.92 (2)	12-13: 19.89 (2)	13-Fin: 20.53 (1)	0.33 0.20 0.00 0.00	0.00	Sp1: 103.84 (26)	Avg.: 102.33
5	GOERGL Elisabeth	AUT	Int1: 34.61 (1)	Int2: 58.66 (1)	Int3: 1:18.87 (2)	Fin: 1:39.92 (2)	11-12: 24.05 (5)	12-13: 20.21 (5)	13-Fin: 21.05 (12)	0.00 0.00 0.12 0.64	18.08	Sp1: 109.09 (2)	Avg.: 101.67
6	HOLAUS Maria	AUT	Int1: 34.61 (1)	Int2: 59.56 (6)	Int3: 1:20.01 (7)	Fin: 1:41.07 (9)	11-12: 24.05 (5)	12-13: 20.45 (13)	13-Fin: 21.06 (13)	0.90 1.26 1.79	49.98	Sp1: 106.93 (6)	Avg.: 100.52
7	MARCHAND-ARVIER Marie	FRA	Int1: 35.49 (7)	Int2: 59.59 (8)	Int3: 1:20.17 (10)	Fin: 1:41.29 (10)	11-12: 24.10 (7)	12-13: 20.58 (17)	13-Fin: 21.12 (18)	0.88 0.93 1.42 2.01	56.00	Sp1: 106.14 (11)	Avg.: 100.30
8	GISIN Dominique	SUI	Int1: 35.79 (16)	Int2: 1:00.58 (32)	Int3: 1:21.07 (21)	Fin: 1:42.39 (23)	11-12: 24.79 (38)	12-13: 20.49 (14)	13-Fin: 21.32 (33)	1.18 1.92 2.32 3.11	85.72	Sp1: 95.57 (55)	Avg.: 99.22
9	SCHILD Marlies	AUT	Int1: 35.79 (16)	Int2: 1:00.49 (26)	Int3: 1:21.12 (23)	Fin: 1:42.54 (26)	11-12: 24.79 (38)	12-13: 20.63 (24)	13-Fin: 21.42 (38)	1.83 2.37 3.26	89.72	Sp1: 104.09 (22)	Avg.: 99.08
10	PAERSON Anja	SWE	Int1: 35.43 (4)	Int2: 59.48 (5)	Int3: 1:19.33 (3)	Fin: 1:40.52 (4)	11-12: 24.05 (5)	12-13: 19.85 (1)	13-Fin: 21.19 (20)	0.82 0.82 0.58 1.24	34.81	Sp1: 107.73 (4)	Avg.: 101.07

18-01-2008 / Cortina d'Ampezzo (ITA) / 5475

Page 1/5

Data Processing by LONGINES

www.fis-ski.com

LONGINES Timing

Generation Date: FRI 18 JAN 2008

Time: 13:48

Document: 77B 1.0







**AUDI FIS SKI WORLD CUP 2007/08**  
**Cortina d'Ampezzo (ITA)**



5th LADIES' DOWNHILL

FRI 18 JAN 2008

**PERFORMANCE ANALYSIS 2 TRAINING 1**

Number of Competitors: 56

Bib	Name	Nation	Positions			Partials			Difference		Speed						
			Pos.	Time	Rank	Pos.	Time	Rank	Time	Dist(m)	Pos.	Km/h	Rank				
11	RIESCH Maria	GER	Int1: 36.62 (46)	Int2: 1:01.52 (48)	Int3: 1:22.32 (42)	Fin: 1:43.53 (40)	11-12: 24.90 (39)	12-13: 20.80 (29)	13-Fin: 21.21 (24)	2.01		2.86	3.57	4.25	115.85	Sp1: 104.60 (20)	Avg.: 98.13
12	MANCUSO Julia	USA	Int1: 35.75 (15)	Int2: 59.99 (14)	Int3: 1:20.57 (14)	Fin: 1:41.83 (14)	11-12: 24.24 (10)	12-13: 20.58 (17)	13-Fin: 21.26 (31)	1.14		1.33	1.82	2.55	70.67	Sp1: 100.69 (46)	Avg.: 99.77
13	STYGER Nadia	SUI	Int1: 35.64 (9)	Int2: 59.58 (7)	Int3: 1:19.96 (6)	Fin: 1:40.76 (5)	11-12: 23.94 (3)	12-13: 20.38 (11)	13-Fin: 20.80 (5)	1.03		0.92	1.21	1.48	41.45	Sp1: 106.14 (11)	Avg.: 100.83
14	VONN Lindsey	USA	Int1: 35.71 (14)	Int2: 1:00.16 (18)	Int3: 1:20.08 (8)	Fin: 1:40.86 (6)	11-12: 24.45 (22)	12-13: 19.92 (3)	13-Fin: 20.78 (4)	1.10		1.50	1.33	1.58	44.21	Sp1: 103.10 (34)	Avg.: 100.73
15	JANYK Britt	CAN	Int1: 36.21 (39)	Int2: 1:00.31 (20)	Int3: 1:20.59 (16)	Fin: 1:41.82 (13)	11-12: 24.10 (7)	12-13: 20.28 (7)	13-Fin: 21.23 (27)	1.60		1.65	1.84	2.54	70.40	Sp1: 105.62 (14)	Avg.: 99.78
16	JACQUEMOD Ingrid	FRA	Int1: 35.88 (22)	Int2: 1:00.36 (22)	Int3: 1:20.80 (18)	Fin: 1:41.87 (15)	11-12: 24.48 (24)	12-13: 20.44 (12)	13-Fin: 21.07 (14)	1.27		1.70	2.05	2.59	71.75	Sp1: 99.53 (51)	Avg.: 99.73
17	AUFDENBLATTEN Fraenzi	SUI	Int1: 36.34 (42)	Int2: 1:00.95 (39)	Int3: 1:21.24 (29)	Fin: 1:42.59 (28)	11-12: 24.61 (31)	12-13: 20.29 (8)	13-Fin: 21.35 (34)	1.73		2.29	2.49	3.31	91.05	Sp1: 105.62 (14)	Avg.: 99.03
18	VANDERBEEK Kelly	CAN	Int1: 35.99 (28)	Int2: 1:00.37 (23)	Int3: 1:21.27 (30)	Fin: 1:42.34 (22)	11-12: 24.38 (16)	12-13: 20.90 (32)	13-Fin: 21.07 (14)	1.38		1.71	2.52	3.06	84.38	Sp1: 102.12 (37)	Avg.: 99.27
19	FISCHBACHER Andrea	AUT	Int1: 36.22 (40)	Int2: 1:00.69 (35)	Int3: 1:21.28 (31)	Fin: 1:42.83 (32)	11-12: 24.47 (23)	12-13: 20.59 (20)	13-Fin: 21.55 (42)	1.61		2.03	2.53	3.55	97.42	Sp1: 100.93 (45)	Avg.: 98.80
20	GOETSCHL Renate	AUT	Int1: 35.25 (3)	Int2: 59.37 (4)	Int3: 1:20.40 (11)	Fin: 1:41.96 (20)	11-12: 24.12 (9)	12-13: 21.03 (37)	13-Fin: 21.56 (44)	0.64		0.71	1.65	2.68	74.18	Sp1: 101.40 (41)	Avg.: 99.64
21	MEISSNITZER Alexandra	AUT	Int1: 35.70 (13)	Int2: 59.95 (12)	Int3: 1:20.88 (19)	Fin: 1:42.94 (34)	11-12: 24.25 (12)	12-13: 20.93 (33)	13-Fin: 22.06 (53)	1.09		1.29	2.13	3.66	100.34	Sp1: 98.18 (52)	Avg.: 98.69
22	RUIZ CASTILLO Carolina	SPA	Int1: 35.65 (10)	Int2: 1:00.00 (15)	Int3: 1:20.57 (14)	Fin: 1:41.94 (19)	11-12: 24.35 (15)	12-13: 20.57 (16)	13-Fin: 21.37 (35)	1.04		1.34	1.82	2.66	73.64	Sp1: 100.46 (47)	Avg.: 99.66
23	SCHILD Martina	SUI	Int1: 35.67 (11)	Int2: 59.91 (11)	Int3: 1:20.13 (9)	Fin: 1:40.89 (7)	11-12: 24.24 (10)	12-13: 20.22 (6)	13-Fin: 20.76 (3)	1.06		1.25	1.38	1.61	45.03	Sp1: 106.66 (8)	Avg.: 100.70



**PERFORMANCE ANALYSIS 2 TRAINING 1**

Number of Competitors: 56

Bib	Name	Nation	Positions			Partials			Difference		Speed		
			Pos.	Time	Rank	Pos.	Time	Rank	Time	Dist(m)	Pos.	Km/h	Rank
24	COOK Stacey	USA	Int1: 35.92 (25)	Int2: 1:00.19 (19)	Int3: 1:21.01 (20)	Fin: 1:41.90 (17)	I1-I2: 24.27 (13)	I2-I3: 20.82 (30)	I3-Fin: 20.89 (8)	1.31 1.53 2.26 2.62	72.56	Sp1: 102.12 (37)	Avg.: 99.70
25	DUMERMUTH Monika	SUI	Int1: 35.99 (28)	Int2: 1:00.56 (30)	Int3: 1:21.08 (22)	Fin: 1:41.88 (16)	I1-I2: 24.57 (29)	I2-I3: 20.52 (15)	I3-Fin: 20.80 (5)	1.38 1.90 2.33 2.60	72.02	Sp1: 101.40 (41)	Avg.: 99.72
26	CECCARELLI Daniela	ITA	Int1: 35.84 (19)	Int2: 1:00.12 (16)	Int3: 1:20.46 (12)	Fin: 1:41.53 (11)	I1-I2: 24.28 (14)	I2-I3: 20.34 (9)	I3-Fin: 21.07 (14)	1.23 1.46 1.71 2.25	62.54	Sp1: 103.59 (29)	Avg.: 100.06
27	STECHERT Gina	GER	Int1: 36.04 (31)	Int2: 1:01.17 (43)	Int3: 1:22.10 (39)	Fin: 1:43.26 (36)	I1-I2: 25.13 (44)	I2-I3: 20.93 (33)	I3-Fin: 21.16 (19)	1.43 2.51 3.35 3.98	108.77	Sp1: 103.34 (31)	Avg.: 98.38
28	FANCHINI Elena	ITA	Int1: 35.53 (8)	Int2: 59.96 (13)	Int3: 1:20.63 (17)	Fin: 1:41.64 (12)	I1-I2: 24.43 (20)	I2-I3: 20.67 (26)	I3-Fin: 21.01 (9)	0.92 1.30 1.88 2.36	65.52	Sp1: 107.46 (5)	Avg.: 99.95
29	BORGHI Catherine	SUI	Int1: 36.48 (44)	Int2: 1:01.66 (49)	Int3: 1:22.40 (43)	Fin: 1:43.44 (38)	I1-I2: 25.18 (45)	I2-I3: 20.74 (27)	I3-Fin: 21.04 (10)	1.87 3.00 3.65 4.16	113.49	Sp1: 104.09 (22)	Avg.: 98.21
30	BERTHOD Sylviane	SUI	Int1: 35.85 (20)	Int2: 1:00.89 (36)	Int3: 1:22.74 (46)	Fin: 1:43.62 (42)	I1-I2: 25.04 (43)	I2-I3: 21.85 (51)	I3-Fin: 20.88 (7)	1.24 2.23 3.99 4.34	118.20	Sp1: 105.10 (16)	Avg.: 98.04
31	BENT Nike	SWE	Int1: 35.81 (17)	Int2: 1:00.50 (27)	Int3: 1:25.28 (54)	Fin: 1:46.89 (53)	I1-I2: 24.69 (36)	I2-I3: 24.78 (56)	I3-Fin: 21.61 (46)	1.20 1.84 6.53 7.61	200.91	Sp1: 102.12 (37)	Avg.: 95.04
32	WILHELM Kathrin	AUT	Int1: 35.88 (22)	Int2: 1:00.89 (36)	Int3: 1:21.51 (33)	Fin: 1:42.74 (31)	I1-I2: 25.01 (41)	I2-I3: 20.62 (23)	I3-Fin: 21.23 (27)	1.27 2.23 2.76 3.46	95.04	Sp1: 104.09 (22)	Avg.: 98.88
33	YURKIW Larisa	CAN	Int1: 36.73 (49)	Int2: 1:02.20 (51)	Int3: 1:23.90 (51)	Fin: 1:45.45 (49)	I1-I2: 25.47 (50)	I2-I3: 21.70 (50)	I3-Fin: 21.55 (42)	2.12 3.54 5.15 6.17	165.12	Sp1: 106.93 (6)	Avg.: 96.34
34	SCHNARF Johanna	ITA	Int1: 35.99 (28)	Int2: 1:00.39 (24)	Int3: 1:21.15 (25)	Fin: 1:42.25 (21)	I1-I2: 24.40 (17)	I2-I3: 20.76 (28)	I3-Fin: 21.10 (17)	1.38 1.73 2.40 2.97	81.97	Sp1: 103.59 (29)	Avg.: 99.36
35	RABIC Urska	SLO	Int1: 36.06 (32)	Int2: 1:00.99 (42)	Int3: 1:22.28 (41)	Fin: DNF	I1-I2: 24.93 (40)	I2-I3: 21.29 (45)	I3-Fin:	1.45 2.33 3.53		Sp1: 103.34 (31)	Avg.:
36	SIORPAES Wendy	ITA	Int1: 35.45 (5)	Int2: 59.87 (9)	Int3: 1:20.47 (13)	Fin: 1:41.93 (18)	I1-I2: 24.42 (18)	I2-I3: 20.60 (22)	I3-Fin: 21.46 (39)	0.84 1.21 1.72 2.65	73.37	Sp1: 104.60 (20)	Avg.: 99.67

**PERFORMANCE ANALYSIS 2 TRAINING 1**

Number of Competitors: 56

Bib	Name	Nation	Positions			Partials			Difference		Speed		
			Pos.	Time	Rank	Pos.	Time	Rank	Time	Dist(m)	Pos.	Km/h	Rank
37	REVILLET Aurelie	FRA	Int1: 36.27 (41)	Int2: 1:00.97 (40)	Int3: 1:21.82 (37)	Fin: 1:43.03 (35)	11-12: 24.70 (37)	12-13: 20.85 (31)	13-Fin: 21.21 (24)	1.66		Sp1: 104.85 (17)	
									2.31				
									3.07				
									3.75	102.71	Avg.: 98.60		
38	ROBNIK Petra	SLO	Int1: 36.63 (47)	Int2: 1:03.76 (55)	Int3: 1:27.79 (56)	Fin: 1:49.04 (55)	11-12: 27.13 (54)	12-13: 24.03 (55)	13-Fin: 21.25 (30)	2.02		Sp1: 105.88 (13)	
									5.10				
									9.04				
									9.76	252.59	Avg.: 93.17		
39	SMITH Leanne	USA	Int1: 36.63 (47)	Int2: 1:01.29 (44)	Int3: 1:23.34 (48)	Fin: 1:44.53 (44)	11-12: 24.66 (32)	12-13: 22.05 (53)	13-Fin: 21.19 (20)	2.02		Sp1: 104.85 (17)	
									2.63				
									4.59				
									5.25	141.73	Avg.: 97.19		
40	COLETTI Alexandra	MON	Int1: 35.81 (17)	Int2: 1:00.32 (21)	Int3: 1:21.38 (32)	Fin: 1:42.58 (27)	11-12: 24.51 (26)	12-13: 21.06 (39)	13-Fin: 21.20 (22)	1.20		Sp1: 100.46 (47)	
									1.66				
									2.63				
									3.30	90.78	Avg.: 99.04		
41	CASANOVA Carmen	SUI	Int1: 35.96 (26)	Int2: 1:00.62 (34)	Int3: 1:21.64 (34)	Fin: 1:42.85 (33)	11-12: 24.66 (32)	12-13: 21.02 (35)	13-Fin: 21.21 (24)	1.35		Sp1: 101.17 (43)	
									1.96				
									2.89				
									3.57	97.95	Avg.: 98.78		
42	LINDELL-VIKARBY Jessica	SWE	Int1: 36.07 (34)	Int2: 1:00.50 (27)	Int3: 1:21.73 (36)	Fin: 1:43.60 (41)	11-12: 24.43 (20)	12-13: 21.23 (42)	13-Fin: 21.87 (48)	1.46		Sp1: 100.23 (50)	
									1.84				
									2.98				
									4.32	117.67	Avg.: 98.06		
43	DESFORGES Emilie	CAN	Int1: 36.79 (51)	Int2: 1:01.45 (46)	Int3: 1:22.73 (44)	Fin: 1:44.67 (45)	11-12: 24.66 (32)	12-13: 21.28 (44)	13-Fin: 21.94 (50)	2.18		Sp1: 102.36 (35)	
									2.79				
									3.98				
									5.39	145.32	Avg.: 97.06		
44	LUDLOW Libby	USA	Int1: 36.09 (37)	Int2: 1:00.61 (33)	Int3: 1:21.19 (27)	Fin: 1:42.67 (29)	11-12: 24.52 (27)	12-13: 20.58 (17)	13-Fin: 21.48 (40)	1.48		Sp1: 103.84 (26)	
									1.95				
									2.44				
									3.39	93.18	Avg.: 98.95		
45	MCJAMES Megan	USA	Int1: 36.13 (38)	Int2: 1:01.41 (45)	Int3: 1:22.73 (44)	Fin: 1:44.77 (46)	11-12: 25.28 (46)	12-13: 21.32 (46)	13-Fin: 22.04 (51)	1.52		Sp1: 104.85 (17)	
									2.75				
									3.98				
									5.49	147.87	Avg.: 96.97		
46	POLESCHUK Danielle	CAN	Int1: 36.73 (49)	Int2: 1:02.09 (50)	Int3: 1:24.11 (53)	Fin: 1:46.60 (52)	11-12: 25.36 (47)	12-13: 22.02 (52)	13-Fin: 22.49 (54)	2.12		Sp1: 95.78 (54)	
									3.43				
									5.36				
									7.32	193.78	Avg.: 95.30		
47	STUFFER Verena	ITA	Int1: 36.07 (34)	Int2: 1:00.56 (30)	Int3: 1:21.20 (28)	Fin: 1:42.51 (24)	11-12: 24.49 (25)	12-13: 20.64 (25)	13-Fin: 21.31 (32)	1.46		Sp1: 101.17 (43)	
									1.90				
									2.45				
									3.23	88.92	Avg.: 99.10		
48	MAZE Tina	SLO	Int1: 36.42 (43)	Int2: 1:00.98 (41)	Int3: 1:22.21 (40)	Fin: 1:43.41 (37)	11-12: 24.56 (28)	12-13: 21.23 (42)	13-Fin: 21.20 (22)	1.81		Sp1: 101.64 (40)	
									2.32				
									3.46				
									4.13	112.71	Avg.: 98.24		
49	AUBERT Sandrine	FRA	Int1: 36.07 (34)	Int2: 1:01.45 (46)	Int3: 1:22.89 (47)	Fin: 1:44.12 (43)	11-12: 25.38 (48)	12-13: 21.44 (47)	13-Fin: 21.23 (27)	1.46		Sp1: 103.34 (31)	
									2.79				
									4.14				
									4.84	131.18	Avg.: 97.57		

**PERFORMANCE ANALYSIS 2 TRAINING 1**

Number of Competitors: 56

Bib	Name	Nation	Positions			Partials			Difference		Speed		
			Pos.	Time	Rank	Pos.	Time	Rank	Time	Dist(m)	Pos.	Km/h	Rank
50	REBENSBURG Viktoria	GER	Int1: 36.06 (32)	Int2: 1:00.48 (25)	Int3: 1:21.67 (35)	Fin: 1:44.82 (47)	I1-I2: 24.42 (18)	I2-I3: 21.19 (40)	I3-Fin: 23.15 (55)	1.45		Sp1: 103.84 (26)	
									1.82				
									2.92				
									5.54	149.15	Avg.: 96.92		
51	KLING Kajsa	SWE	Int1: 36.50 (45)	Int2: 1:02.22 (52)	Int3: 1:23.71 (49)	Fin: 1:45.61 (50)	I1-I2: 25.72 (52)	I2-I3: 21.49 (48)	I3-Fin: 21.90 (49)	1.89		Sp1: 97.29 (53)	
									3.56				
									4.96				
									6.33	169.14	Avg.: 96.20		
52	LONGHINI Hilary	ITA	Int1: 37.83 (54)	Int2: 1:03.78 (56)	Int3: 1:25.93 (55)	Fin: 1:47.97 (54)	I1-I2: 25.95 (53)	I2-I3: 22.15 (54)	I3-Fin: 22.04 (51)	3.22		Sp1: 95.57 (55)	
									5.12				
									7.18				
									8.69	227.13	Avg.: 94.09		
53	ALFIERI Camilla	ITA	Int1: 35.45 (5)	Int2: 1:00.12 (16)	Int3: 1:21.17 (26)	Fin: 1:42.73 (30)	I1-I2: 24.67 (35)	I2-I3: 21.05 (38)	I3-Fin: 21.56 (44)	0.84		Sp1: 100.46 (47)	
									1.46				
									2.42				
									3.45	94.77	Avg.: 98.89		
54	DREV Ana	SLO	Int1: 35.86 (21)	Int2: 1:00.89 (36)	Int3: 1:22.09 (38)	Fin: 1:43.46 (39)	I1-I2: 25.03 (42)	I2-I3: 21.20 (41)	I3-Fin: 21.37 (35)	1.25		Sp1: 109.64 (1)	
									2.23				
									3.34				
									4.18	114.01	Avg.: 98.19		
55	SUTER Fabienne	SUI	Int1: 37.32 (53)	Int2: 1:02.77 (54)	Int3: 1:23.79 (50)	Fin: 1:45.33 (48)	I1-I2: 25.45 (49)	I2-I3: 21.02 (35)	I3-Fin: 21.54 (41)	2.71		Sp1: 102.36 (35)	
									4.11				
									5.04				
									6.05	162.09	Avg.: 96.45		
56	HOELZL Kathrin	GER	Int1: 36.95 (52)	Int2: 1:02.44 (53)	Int3: 1:23.93 (52)	Fin: 1:45.70 (51)	I1-I2: 25.49 (51)	I2-I3: 21.49 (48)	I3-Fin: 21.77 (47)	2.34		Sp1: 104.09 (22)	
									3.78				
									5.18				
									6.42	171.40	Avg.: 96.11		

**LEGEND**

**Pos** Intermediate or Speed Position    **Int1:** Intermediate 1    **Int3:** Intermediate 3    **Sp1:** Speed Trap 1  
**Avg.** Average Speed for the race    **Int2:** Intermediate 2    **DNF** Did Not Finish    **Fin:** Finish  
**Dist(m)** Distance behind the first

18-01-2008 / Cortina d'Ampezzo (ITA) / 5475

Page 5/5

Data Processing by LONGINES

www.fis-ski.com

LONGINES Timing

Generation Date: FRI 18 JAN 2008

Time: 13:48

Document: 77B 1.0