



F.I.S. - F.I.S.I.  
SCI CLUB CORTINA  
COMUNE DI CORTINA



# COPPA DEL MONDO DI SCI FEMMINILE

CORTINA D'AMPEZZO - 19/20 GENNAIO 2008



ASSOCIAZIONE PERMANENTE COPPA DEL MONDO DI SCI ALPINO

Cortina Super Ski Trophy  
www.cortinaclassic.com



**AUDI FIS SKI WORLD CUP 2007/08**  
Cortina d'Ampezzo (ITA)



3rd LADIES' SUPER-G

SUN 20 JAN 2008

## ALPHABETICAL LIST OF COMPETITORS

Number of Competitors: 60, Number of NOCs: 14

Nation	FIS Code	Name	FIS Points (18th of January 2008 – List 7)						
			DH	SL	GS	SG	SC		
<b>AUT</b> (11)	55539	<b>BERGER</b> Silvia	37.37 (101)	175.90 (3467)	12.60 (74)	5.28 (21)			
	55947	<b>FENNINGER</b> Anna	49.73 (148)	12.02 (59)	6.00 (31)	6.00 (31)	5.30 (17)		
	55750	<b>FISCHBACHER</b> Andrea	4.98 (18)	17.41 (108)	5.94 (27)	4.69 (14)	22.60 (82)		
	55576	<b>GOERGL</b> Elisabeth	4.86 (16)	20.21 (148)	1.87 (3)	4.78 (15)	5.25 (16)		
	55069	<b>GOETSCHL</b> Renate	0.00 (1)	46.95 (599)	20.48 (164)	0.00 (1)			
	55669	<b>HOLAUS</b> Maria	4.78 (14)	184.23 (3590)	13.11 (80)	10.13 (39)			
	55690	<b>HOSP</b> Nicole	4.84 (15)	1.18 (2)	2.18 (4)	1.66 (2)	2.47 (3)		
	55212	<b>MEISSNITZER</b> Alexandra	5.30 (20)	164.31 (3298)	12.24 (70)	3.66 (8)			
	55590	<b>SCHILD</b> Marlies	4.40 (11)	0.00 (1)	4.71 (14)	5.20 (19)	1.54 (2)		
	55596	<b>WILHELM</b> Kathrin	18.94 (46)	176.98 (3488)	19.69 (157)	5.61 (25)			
55838	<b>ZETTEL</b> Kathrin	48.35 (140)	4.35 (10)	3.82 (8)	8.68 (34)	3.52 (5)			
<b>CAN</b> (5)	105997	<b>BRYDON</b> Emily	4.92 (17)	33.96 (338)	18.49 (144)	4.03 (10)	4.31 (11)		
	106410	<b>DESFORGES</b> Emilie	35.47 (91)	24.40 (207)	15.14 (99)	24.41 (93)	27.67 (108)		
	106022	<b>JANYK</b> Britt	3.77 (6)	32.83 (314)	17.40 (125)	3.81 (9)	25.59 (98)		
	106402	<b>VANDERBEEK</b> Kelly	3.97 (7)	120.66 (2415)	33.45 (364)	5.02 (16)			
	106849	<b>YURKIW</b> Larisa	21.90 (53)	17.07 (105)	17.51 (126)	27.61 (110)	9.28 (37)		
<b>CZE</b> (2)	155333	<b>HRSTKOVA</b> Lucie	55.75 (170)	18.97 (128)	16.91 (122)	25.88 (105)	15.26 (51)		
	155415	<b>ZAHROBSKA</b> Sarka	42.09 (124)	2.27 (3)	5.58 (20)	14.71 (43)	3.98 (9)		
<b>FRA</b> (4)	195972	<b>AUBERT</b> Sandrine	40.47 (115)	5.83 (26)	30.22 (297)	30.09 (127)	5.30 (17)		
	195671	<b>JACQUEMOD</b> Ingrid	3.65 (5)	32.83 (314)	4.42 (12)	5.14 (18)	4.15 (10)		
	196460	<b>MARCHAND-ARVIER</b> Marie	4.72 (13)	30.52 (293)	19.69 (157)	18.43 (56)	5.94 (28)		
	196573	<b>REVILLET</b> Aurelie	25.19 (64)	69.58 (1163)	35.63 (415)	27.89 (111)	31.26 (124)		
<b>GBR</b> (1)	225206	<b>ALCOTT</b> Chemmy	5.99 (30)	23.89 (203)	12.51 (72)	18.79 (59)	5.72 (24)		
<b>GER</b> (4)	205993	<b>HOELZL</b> Kathrin	103.54 (500)	5.76 (23)	3.18 (7)	32.40 (146)	36.99 (149)		
	205218	<b>REBENSBURG</b> Viktoria	41.91 (122)	56.40 (826)	5.59 (21)	11.34 (41)	11.42 (43)		
	206001	<b>RIESCH</b> Maria	4.02 (8)	4.30 (9)	5.90 (25)	3.56 (7)	3.60 (6)		
	206175	<b>STECHE</b> Gina	21.54 (49)	24.50 (208)	17.71 (132)	18.52 (57)	13.92 (46)		
<b>ITA</b> (8)	296476	<b>ALFIERI</b> Camilla	53.71 (161)	21.83 (171)	5.99 (30)	22.42 (78)	22.78 (83)		
	295136	<b>CECCARELLI</b> Daniela	12.94 (35)	140.80 (2881)	37.55 (452)	9.66 (35)			
	296472	<b>FANCHINI</b> Elena	5.99 (30)	145.65 (2979)	24.33 (202)	23.85 (91)	15.46 (52)		
	296729	<b>FANCHINI</b> Nadia	5.98 (29)	52.71 (732)	6.00 (31)	5.44 (23)			

20-01-2008 / Cortina d'Ampezzo (ITA) / 5544

Page 1/2

Data Processing by LONGINES

www.fis-ski.com

LONGINES Timing

Generation Date: SAT 19 JAN 2008

Time: 17:13

Document: 32E 1.0



**ALPHABETICAL LIST OF COMPETITORS**

Number of Competitors: 60, Number of NOCs: 14

Nation	FIS Code	Name	FIS Points (18th of January 2008 – List 7)								
			DH	SL	GS	SG	SC				
<b>ITA</b> (8)	296769	<b>LONGHINI Hilary</b>	53.32 (159)	41.70 (478)	17.37 (124)	16.15 (47)	30.22 (119)				
	296008	<b>MERIGHETTI Daniela</b>	5.36 (21)	17.85 (115)	19.03 (147)	24.86 (96)	23.15 (88)				
	296427	<b>SCHNARF Johanna</b>	22.33 (54)	20.02 (145)	16.79 (118)	22.59 (80)	5.58 (21)				
	296473	<b>SIORPAES Wendy</b>	24.72 (60)	61.59 (943)	27.81 (267)	30.37 (131)	22.26 (78)				
<b>MON</b> (1)	375018	<b>COLETTI Alexandra</b>	28.67 (74)	47.72 (621)	24.09 (198)	33.12 (152)	34.06 (137)				
<b>SLO</b> (4)	565268	<b>DREV Ana</b>	66.02 (226)	13.40 (71)	5.66 (22)	30.58 (132)	–				
	565243	<b>MAZE Tina</b>	38.02 (106)	39.43 (428)	12.49 (71)	4.67 (13)	5.99 (30)				
	565278	<b>RABIC Urska</b>	24.19 (59)	26.83 (233)	16.81 (119)	23.36 (87)	10.70 (41)				
	565261	<b>ROBNIK Petra</b>	26.94 (68)	16.76 (103)	27.37 (264)	23.69 (90)	4.97 (13)				
<b>SPA</b> (1)	495318	<b>RUIZ CASTILLO Carolina</b>	5.61 (25)	59.68 (898)	14.19 (93)	5.96 (29)	–				
<b>SRB</b> (1)	315149	<b>LOLOVIC Jelena</b>	57.49 (180)	13.21 (69)	12.64 (75)	38.24 (193)	35.72 (143)				
<b>SUI</b> (8)	515573	<b>AUFDENBLATTEN Fraenzi</b>	4.32 (10)	46.27 (581)	11.46 (60)	4.45 (11)	–				
	515429	<b>DUMERMUTH Monika</b>	5.58 (24)	356.61 (4486)	16.36 (110)	22.13 (77)	–				
	515747	<b>GISIN Dominique</b>	4.71 (12)	62.77 (979)	21.73 (176)	31.48 (135)	32.42 (129)				
	516138	<b>GUT Lara</b>	11.81 (34)	18.14 (119)	10.78 (52)	10.12 (38)	46.98 (195)				
	515806	<b>KAMER Nadja</b>	37.26 (99)	40.95 (458)	13.59 (86)	15.50 (45)	17.60 (60)				
	515560	<b>SCHILD Martina</b>	5.48 (23)	293.36 (4291)	19.07 (148)	3.49 (6)	–				
	515170	<b>STYGER Nadia</b>	4.24 (9)	265.52 (4150)	17.06 (123)	4.46 (12)	–				
	515766	<b>SUTER Fabienne</b>	81.00 (318)	84.94 (1570)	8.08 (43)	5.54 (24)	–				
<b>SWE</b> (4)	505449	<b>BENT Nike</b>	17.30 (41)	13.55 (73)	19.32 (151)	19.84 (64)	5.83 (25)				
	505886	<b>KLING Kajsa</b>	50.32 (150)	23.82 (201)	22.30 (179)	28.63 (114)	42.07 (171)				
	505632	<b>LINDELL-VIKARBY Jessica</b>	33.28 (83)	27.21 (238)	5.69 (23)	5.32 (22)	17.96 (62)				
	505483	<b>PAERSON Anja</b>	2.78 (4)	4.79 (11)	4.64 (13)	1.87 (3)	3.93 (8)				
<b>USA</b> (6)	537582	<b>COOK Stacey</b>	5.85 (28)	29.07 (267)	14.78 (96)	16.65 (51)	5.66 (23)				
	536884	<b>LUDLOW Libby</b>	35.69 (92)	301.57 (4332)	8.01 (42)	5.77 (27)	–				
	537545	<b>MANCUSO Julia</b>	2.03 (3)	5.75 (22)	2.29 (5)	2.93 (5)	0.00 (1)				
	538284	<b>MCJAMES Megan</b>	37.01 (97)	19.58 (140)	8.88 (46)	32.06 (140)	29.91 (116)				
	538305	<b>SMITH Leanne</b>	27.74 (71)	22.44 (182)	18.29 (139)	20.41 (69)	15.80 (53)				
	537544	<b>VONN Lindsey</b>	0.44 (2)	16.54 (99)	5.86 (24)	2.57 (4)	2.47 (3)				

<b>LEGEND</b>	<b>DH</b> Downhill	<b>SL</b> Slalom	<b>GS</b> Giant Slalom	<b>SG</b> Super-G	<b>SC</b> Super Combined
---------------	--------------------	------------------	------------------------	-------------------	--------------------------

20-01-2008 / Cortina d'Ampezzo (ITA) / 5544

Page 2/2

Data Processing by LONGINES

www.fis-ski.com

LONGINES Timing

Generation Date: SAT 19 JAN 2008

Time: 17:13

Document: 32E 1.0



F.I.S. - F.I.S.I.  
SCI CLUB CORTINA  
COMUNE DI CORTINA



# COPPA DEL MONDO DI SCI FEMMINILE

CORTINA D'AMPEZZO - 19/20 GENNAIO 2008



ASSOCIAZIONE PERMANENTE COPPA DEL MONDO DI SCI ALPINO



Cortina Super Ski Trophy  
www.cortinaclassic.com



## AUDI FIS SKI WORLD CUP 2007/08 Cortina d'Ampezzo (ITA)



### 3rd LADIES' SUPER-G DRAW LIST BY POINTS

SUN 20 JAN 2008

Number of Competitors: 60, Number of NOCs: 14    Ranked 100 in the FIS List: GAUTHIER M.    FIS Pts: 25.49

No.	FIS Code	Name	Nation	WCSL-SG	WCSL-O	FIS-SG
1	55069	GOETSCHL Renate	AUT	489 (1)	1135 (6)	0.00 (1)
2	55690	HOSP Nicole	AUT	367 (2)	1618 (1)	1.66 (2)
3	505483	PAERSON Anja	SWE	352 (3)	1234 (4)	1.87 (3)
4	537544	VONN Lindsey	USA	301 (4)	1231 (5)	2.57 (4)
5	537545	MANCUSO Julia	USA	274 (5)	1398 (2)	2.93 (5)
6	515560	SCHILD Martina	SUI	233 (6)	364 (27)	3.49 (6)
7	206001	RIESCH Maria	GER	228 (7)	913 (7)	3.56 (7)
8	55212	MEISSNITZER Alexandra	AUT	221 (8)	374 (25)	3.66 (8)
9	106022	JANYK Britt	CAN	210 (9)	542 (14)	3.81 (9)
10	105997	BRYDON Emily	CAN	194 (10)	502 (16)	4.03 (10)
11	515573	AUFDENBLATTEN Fraenzi	SUI	163 (11)	385 (23)	4.45 (11)
12	515170	STYGER Nadia	SUI	162 (12)	410 (21)	4.46 (12)
13	565243	MAZE Tina	SLO	147 (13)	218 (35)	4.67 (13)
14	55750	FISCHBACHER Andrea	AUT	145 (14)	393 (22)	4.69 (14)
15	55576	GOERGL Elisabeth	AUT	139 (15)	793 (9)	4.78 (15)
16	+400 106402	VANDERBEEK Kelly	CAN	121 (16)	419 (20)	5.02 (16)
17	+400 195671	JACQUEMOD Ingrid	FRA	112 (18)	678 (10)	5.14 (17)
18	+400 55590	SCHILD Marlies	AUT	108 (19)	1367 (3)	5.20 (18)
19	+400 55838	ZETTEL Kathrin	AUT	44 (31)	627 (12)	8.68 (27)
20	55539	BERGER Silvia	AUT	102 (21)	106 (56)	5.28 (19)
21	505632	LINDELL-VIKARBY Jessica	SWE	99 (22)	181 (41)	5.32 (20)
22	296729	FANCHINI Nadia	ITA	90 (23)	161 (43)	5.44 (21)
23	515766	SUTER Fabienne	SUI	83 (24)	110 (53)	5.54 (22)
24	55596	WILHELM Kathrin	AUT	78 (25)	100 (64)	5.61 (23)
25	536884	LUDLOW Libby	USA	66 (27)	102 (59)	5.77 (24)
26	495318	RUIZ CASTILLO Carolina	SPA	52 (29)	182 (39)	5.96 (25)
27	206175	STECHERT Gina	GER	43 (33)	101 (62)	18.52 (37)
28	55669	HOLAUS Maria	AUT	39 (34)	229 (34)	10.13 (30)
29	537582	COOK Stacey	USA	35 (35)	154 (44)	16.65 (35)
30	295136	CECCARELLI Daniela	ITA	34 (36)	105 (58)	9.66 (28)
31	+400 155415	ZAHROBSKA Sarka	CZE	33 (37)	676 (11)	14.71 (32)
32	55947	FENNINGER Anna	AUT	13 (45)	73 (76)	6.00 (26)
33	516138	GUT Lara	SUI	-	-	10.12 (29)
34	205218	REBENBURG Viktoria	GER	-	86 (73)	11.34 (31)
35	515806	KAMER Nadja	SUI	-	-	15.50 (33)
36	296769	LONGHINI Hilary	ITA	5 (54)	19 (122)	16.15 (34)
37	196460	MARCHAND-ARVIER Marie	FRA	24 (41)	234 (33)	18.43 (36)

20-01-2008 / Cortina d'Ampezzo (ITA) / 5544

Page 1/2

Data Processing by LONGINES

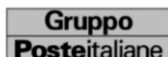
www.fis-ski.com

LONGINES Timing

Generation Date: SAT 19 JAN 2008

Time: 17:13

Document: 45A 1.0





AUDI FIS SKI WORLD CUP 2007/08  
Cortina d'Ampezzo (ITA)



3rd LADIES' SUPER-G  
DRAW LIST BY POINTS

SUN 20 JAN 2008

Number of Competitors: 60, Number of NOCs: 14 Ranked 100 in the FIS List: GAUTHIER M. FIS Pts: 25.49

No.	FIS Code	Name	Nation	WCSL-SG	WCSL-O	FIS-SG
38	225206	ALCOTT Chemmy	GBR	31 (39)	185 (37)	18.79 (38)
39	505449	BENT Nike	SWE	33 (37)	102 (59)	19.84 (39)
40	538305	SMITH Leanne	USA	12 (47)	20 (120)	20.41 (40)
41	515429	DUMERMUTH Monika	SUI	17 (44)	139 (46)	22.13 (41)
42	296476	ALFIERI Camilla	ITA	-	54 (86)	22.42 (42)
43	296427	SCHNARF Johanna	ITA	10 (50)	68 (80)	22.59 (43)
44	565278	RABIC Urska	SLO	12 (47)	39 (95)	23.36 (44)
45	565261	ROBNIK Petra	SLO	-	64 (82)	23.69 (45)
46	296472	FANCHINI Elena	ITA	10 (50)	98 (66)	23.85 (46)
47	106410	DESFORGES Emilie	CAN	-	4 (141)	24.41 (47)
48	296008	MERIGHETTI Daniela	ITA	12 (47)	184 (38)	24.86 (48)
49	155333	HRSTKOVA Lucie	CZE	-	-	> 25.88 (49)
50	106849	YURKIW Larisa	CAN	-	-	> 27.61 (50)
51	196573	REVILLET Aurelie	FRA	7 (53)	36 (98)	> 27.89 (51)
52	505886	KLING Kajsa	SWE	3 (57)	3 (144)	> 28.63 (52)
53	195972	AUBERT Sandrine	FRA	-	138 (47)	> 30.09 (53)
54	296473	SIORPAES Wendy	ITA	-	27 (108)	> 30.37 (54)
55	565268	DREV Ana	SLO	4 (56)	101 (62)	> 30.58 (55)
56	515747	GISIN Dominique	SUI	3 (57)	181 (41)	> 31.48 (56)
57	538284	MCJAMES Megan	USA	-	15 (126)	> 32.06 (57)
58	205993	HOELZL Kathrin	GER	-	372 (26)	> 32.40 (58)
59	375018	COLETTI Alexandra	MON	8 (52)	28 (107)	> 33.12 (59)
60	315149	LOLOVIC Jelena	SRB	-	26 (111)	> 38.24 (60)

<b>LEGEND</b>		
<b>+400</b>	More than 400 points on WCSL-O after 15th place or after 30th place	<b>WCSL-O</b> Overall WCSL points
<b>WCSL-SG</b>	World Cup Start List points for Super-G	<b>No.</b> Control Number
<b>FIS-SG</b>	FIS points for Super-G	

20-01-2008 / Cortina d'Ampezzo (ITA) / 5544

Page 2/2

Data Processing by LONGINES

www.fis-ski.com

LONGINES Timing

Generation Date: SAT 19 JAN 2008

Time: 17:13

Document: 45A 1.0





F.I.S.I. - F.I.S.I.  
SCI CLUB CORTINA  
COMUNE DI CORTINA



# COPPA DEL MONDO DI SCI FEMMINILE

CORTINA D'AMPEZZO - 19/20 GENNAIO 2008



ASSOCIAZIONE PERMANENTE COPPA DEL MONDO DI SCI ALPINO



Cortina Super Ski Trophy  
www.cortinaclassic.com



AUDI FIS SKI WORLD CUP 2007/08



Cortina d'Ampezzo (ITA)



3rd LADIES' SUPER-G  
START LIST

SUN 20 JAN 2008  
Start Time: 11:00

Jury			Technical Data	
TD FIS	B. ZEMAN	CZE	Course Name	Olympia delle Tofane
Referee	A. SKAARDAL	FIS	Start Altitude	2180 m
Assistant Referee	J. TISCHHAUSER	FIS	Finish Altitude	1580 m
Chief of Race	A. MENARDI	ITA	Vertical Drop	600 m
			Course Length	2340 m
			Homologation Number	7169/05/03

### Race Information

Course Setter	A. FUERBECK	GER
Number of Gates	47	
Turning Gates	41	
Start Time	11:00	

Forerunners	A - G. GIORGI	D - K. GHEDINA
	B - A. ZARDINI LACEDELLI	E - A. GEROLIMETTO
	C - T. VALLE	F - J. CANDIAGO

Number of Competitors: 60, Number of NOCs: 14

Bib	FIS Code	Name	Year of Birth	Nation	Time	Ski
1	55669	HOLAUS Maria	1983	AUT		Voelkl
2	495318	RUIZ CASTILLO Carolina	1981	SPA		Salomon
3	505632	LINDELL-VIKARBY Jessica	1984	SWE		Rossignol
4	206175	STECHELT Gina	1987	GER		Voelkl
5	55539	BERGER Silvia	1980	AUT		Blizzard
6	536884	LUDLOW Libby	1981	USA		Voelkl
7	295136	CECCARELLI Daniela	1975	ITA		Salomon
8	105997	BRYDON Emily	1980	CAN		Salomon
9	106022	JANYK Britt	1980	CAN		Voelkl
10	55576	GOERGL Elisabeth	1981	AUT		Head
11	55750	FISCHBACHER Andrea	1985	AUT		Atomic
12	55212	MEISSNITZER Alexandra	1973	AUT		Voelkl
13	515573	AUFDENBLATTEN Fraenzi	1981	SUI		Rossignol
14	565243	MAZE Tina	1983	SLO		Rossignol
15	515170	STYGER Nadia	1978	SUI		Voelkl
16	55690	HOSP Nicole	1983	AUT		Voelkl
17	515560	SCHILD Martina	1981	SUI		Voelkl
18	55069	GOETSCHL Renate	1975	AUT		Atomic
19	537545	MANCUSO Julia	1984	USA		Rossignol
20	537544	VONN Lindsey	1984	USA		Rossignol
21	206001	RIESCH Maria	1984	GER		Head

20-01-2008 / Cortina d'Ampezzo (ITA) / 5544

Page 1/2

Data Processing by LONGINES

www.fis-ski.com

LONGINES Timing

Generation Date: SAT 19 JAN 2008

Time: 18:35

Document: 51A 1.0





**AUDI FIS SKI WORLD CUP 2007/08**  
**Cortina d'Ampezzo (ITA)**



**3rd LADIES' SUPER-G**  
**START LIST**

SUN 20 JAN 2008  
 Start Time: 11:00

Number of Competitors: 60, Number of NOCs: 14

Bib	FIS Code	Name	Year of Birth	Nation	Time	Ski
22	505483	PAERSON Anja	1981	SWE		Salomon
23	195671	JACQUEMOD Ingrid	1978	FRA		Salomon
24	515766	SUTER Fabienne	1985	SUI		Stoeckli
25	296729	FANCHINI Nadia	1986	ITA		Dynastar
26	55590	SCHILD Marlies	1981	AUT		Atomic
27	55838	ZETTEL Kathrin	1986	AUT		Atomic
28	106402	VANDERBEEK Kelly	1983	CAN		Voelkl
29	537582	COOK Stacey	1984	USA		Rossignol
30	55596	WILHELM Kathrin	1981	AUT		Rossignol
31	155415	ZAHROBSKA Sarka	1985	CZE		Head
32	55947	FENNINGER Anna	1989	AUT		Head
33	516138	GUT Lara	1991	SUI		Atomic
34	205218	REBENBURG Viktoria	1989	GER		Nordica
35	515806	KAMER Nadja	1986	SUI		Voelkl
36	296769	LONGHINI Hilary	1986	ITA		Head
37	196460	MARCHAND-ARVIER Marie	1985	FRA		Salomon
38	225206	ALCOTT Chemmy	1982	GBR		Voelkl
39	505449	BENT Nike	1981	SWE		Rossignol
40	538305	SMITH Leanne	1987	USA		Dynastar
41	515429	DUMERMUTH Monika	1977	SUI		Stoeckli
42	296476	ALFIERI Camilla	1985	ITA		
43	296427	SCHNARF Johanna	1984	ITA		Voelkl
44	565278	RABIC Urska	1985	SLO		Rossignol
45	565261	ROBNIK Petra	1984	SLO		Rossignol
46	296472	FANCHINI Elena	1985	ITA		Dynastar
47	106410	DEFORGES Emilie	1983	CAN		Head
48	296008	MERIGHETTI Daniela	1981	ITA		Salomon
49	155333	HRSTKOVA Lucie	1981	CZE		Elan
50	106849	YURKIW Larisa	1988	CAN		Rossignol
51	196573	REVILLET Aurelie	1986	FRA		Salomon
52	505886	KLING Kajsa	1988	SWE		
53	195972	AUBERT Sandrine	1982	FRA		Fischer
54	296473	SIORPAES Wendy	1985	ITA		Voelkl
55	565268	DREV Ana	1985	SLO		Rossignol
56	515747	GISIN Dominique	1985	SUI		Voelkl
57	538284	MCJAMES Megan	1987	USA		Dynastar
58	205993	HOELZL Kathrin	1984	GER		Voelkl
59	375018	COLETTI Alexandra	1983	MON		Voelkl
60	315149	LOLOVIC Jelena	1981	SRB		Rossignol





F.I.S. - F.I.S.I.  
SCI CLUB CORTINA  
COMUNE DI CORTINA



# COPPA DEL MONDO DI SCI FEMMINILE

CORTINA D'AMPEZZO - 19/20 GENNAIO 2008



ASSOCIAZIONE PERMANENTE COPPA DEL MONDO DI SCI ALPINO



Cortina Super Ski Trophy  
www.cortinaclassic.com



AUDI FIS SKI WORLD CUP 2007/08



Cortina d'Ampezzo (ITA)



## 3rd LADIES' SUPER-G OFFICIAL RESULTS

SUN 20 JAN 2008  
Start Time: 11:00

Jury			Technical Data	
TD FIS	B. ZEMAN	CZE	Course Name	Olympia delle Tofane
Referee	A. SKAARDAL	FIS	Start Altitude	2180 m
Assistant Referee	J. TISCHHAUSER	FIS	Finish Altitude	1580 m
Chief of Race	A. MENARDI	ITA	Vertical Drop	600 m
			Course Length	2340 m
			Homologation Number	7169/05/03

### Race Information

Course Setter	A. FUERBECK	GER
Number of Gates	47	
Turning Gates	41	
Start Time	11:00	

Forerunners	A - G. GIORGI	D - K. GHEDINA
	B - A. ZARDINI LACEDELLI	E - A. GEROLIMETTO
	C - T. VALLE	F - J. CANDIAGO

Weather: Sunny Snow: Hard Temperature - Start: -2 °C Finish: 4 °C F-factor: 1030

Number of Competitors: 60, Number of NOCs: 14

Rank	Bib	FIS Code	Name	Year of Birth	Nation	Time	Diff.	Dist. (m)	Race Points	Ski
1	1	55669	HOLAUS Maria	1983	AUT	1:24.63			0.00	Voelkl
2	19	537545	MANCUSO Julia	1984	USA	1:24.86	0.23	6.34	2.80	Rossignol
3	16	55690	HOSP Nicole	1983	AUT	1:24.91	0.28	7.72	3.41	Voelkl
4	8	105997	BRYDON Emily	1980	CAN	1:24.92	0.29	7.99	3.53	Salomon
5	20	537544	VONN Lindsey	1984	USA	1:24.93	0.30	8.27	3.65	Rossignol
6	9	106022	JANYK Britt	1980	CAN	1:24.94	0.31	8.54	3.77	Voelkl
7	18	55069	GOETSCHL Renate	1975	AUT	1:25.05	0.42	11.56	5.11	Atomic
8	2	495318	RUIZ CASTILLO Carolina	1981	SPA	1:25.11	0.48	13.20	5.84	Salomon
9	3	505632	LINDELL-VIKARBY Jessica	1984	SWE	1:25.28	0.65	17.84	7.91	Rossignol
10	12	55212	MEISSNITZER Alexandra	1973	AUT	1:25.34	0.71	19.47	8.64	Voelkl
11	24	515766	SUTER Fabienne	1985	SUI	1:25.37	0.74	20.28	9.01	Stoekli
12	13	515573	AUFDENBLATTEN Fraenzi	1981	SUI	1:25.38	0.75	20.56	9.13	Rossignol
13	29	537582	COOK Stacey	1984	USA	1:25.42	0.79	21.64	9.61	Rossignol
14	7	295136	CECCARELLI Daniela	1975	ITA	1:25.44	0.81	22.18	9.86	Salomon
15	28	106402	VANDERBEEK Kelly	1983	CAN	1:25.47	0.84	23.00	10.22	Voelkl
16	22	505483	PAERSON Anja	1981	SWE	1:25.57	0.94	25.71	11.44	Salomon

#761

20-01-2008 / Cortina d'Ampezzo (ITA) / 5544

Page 1/3

Data Processing by LONGINES

www.fis-ski.com

LONGINES Timing

Generation Date: SUN 20 JAN 2008

Time: 12:54

Document: 73A 1.0





AUDI FIS SKI WORLD CUP 2007/08  
Cortina d'Ampezzo (ITA)



3rd LADIES' SUPER-G  
OFFICIAL RESULTS

SUN 20 JAN 2008  
Start Time: 11:00

Number of Competitors: 60, Number of NOCs: 14

Rank	Bib	FIS Code	Name	Year of Birth	Nation	Time	Diff.	Dist. (m)	Race Points	Ski
17	17	515560	SCHILD Martina	1981	SUI	1:25.59	0.96	26.25	11.68	Voelkl
18	21	206001	RIESCH Maria	1984	GER	1:25.60	0.97	26.52	11.81	Head
19	41	515429	DUMERMUTH Monika	1977	SUI	1:25.65	1.02	27.87	12.41	Stoeckli
20	10	55576	GOERGL Elisabeth	1981	AUT	1:25.73	1.10	30.02	13.39	Head
21	5	55539	BERGER Silvia	1980	AUT	1:25.80	1.17	31.91	14.24	Blizzard
22	15	515170	STYGER Nadia	1978	SUI	1:25.82	1.19	32.45	14.48	Voelkl
23	11	55750	FISCHBACHER Andrea	1985	AUT	1:25.86	1.23	33.52	14.97	Atomic
24	32	55947	FENNINGER Anna	1989	AUT	1:25.94	1.31	35.67	15.94	Head
25	35	515806	KAMER Nadja	1986	SUI	1:25.95	1.32	35.94	16.07	Voelkl
26	46	296472	FANCHINI Elena	1985	ITA	1:26.16	1.53	41.55	18.62	Dynastar
27	23	195671	JACQUEMOD Ingrid	1978	FRA	1:26.17	1.54	41.82	18.74	Salomon
28	37	196460	MARCHAND-ARVIER Marie	1985	FRA	1:26.22	1.59	43.15	19.35	Salomon
29	31	155415	ZAHROBSKA Sarka	1985	CZE	1:26.24	1.61	43.69	19.59	Head
30	14	565243	MAZE Tina	1983	SLO	1:26.33	1.70	46.08	20.69	Rossignol
31	43	296427	SCHNARF Johanna	1984	ITA	1:26.43	1.80	48.73	21.91	Voelkl
31	42	296476	ALFIERI Camilla	1985	ITA	1:26.43	1.80	48.73	21.91	Voelkl
33	27	55838	ZETTEL Kathrin	1986	AUT	1:26.61	1.98	53.49	24.10	Atomic
34	34	205218	REBENSBURG Viktoria	1989	GER	1:26.62	1.99	53.76	24.22	Nordica
35	6	536884	LUDLOW Libby	1981	USA	1:26.72	2.09	56.40	25.44	Voelkl
36	38	225206	ALCOTT Chemmy	1982	GBR	1:26.85	2.22	59.81	27.02	Voelkl
37	56	515747	GISIN Dominique	1985	SUI	1:27.02	2.39	64.27	29.09	Voelkl
38	55	565268	DREV Ana	1985	SLO	1:27.12	2.49	66.88	30.30	Rossignol
39	40	538305	SMITH Leanne	1987	USA	1:27.13	2.50	67.14	30.43	Dynastar
40	54	296473	SIORPAES Wendy	1985	ITA	1:27.33	2.70	72.35	32.86	Voelkl
41	47	106410	DESFORGES Emilie	1983	CAN	1:27.41	2.78	74.42	33.83	Head
42	57	538284	MCJAMES Megan	1987	USA	1:27.42	2.79	74.68	33.96	Dynastar
43	30	55596	WILHELM Kathrin	1981	AUT	1:27.49	2.86	76.49	34.81	Rossignol
44	50	106849	YURKIW Larisa	1988	CAN	1:27.68	3.05	81.40	37.12	Rossignol
45	36	296769	LONGHINI Hilary	1986	ITA	1:28.00	3.37	89.61	41.02	Head
46	49	155333	HRSTKOVA Lucie	1981	CZE	1:28.25	3.62	95.99	44.06	Elan
47	60	315149	LOLOVIC Jelena	1981	SRB	1:28.35	3.72	98.53	45.27	Rossignol
48	58	205993	HOELZL Kathrin	1984	GER	1:28.37	3.74	99.03	45.52	Voelkl
49	44	565278	RABIC Urska	1985	SLO	1:28.76	4.13	108.88	50.26	Rossignol
50	39	505449	BENT Nike	1981	SWE	1:28.88	4.25	111.89	51.73	Rossignol
51	45	565261	ROBNIK Petra	1984	SLO	1:29.69	5.06	132.01	61.58	Rossignol

DID NOT FINISH: 8 competitors

4	206175	STECHERT Gina	1987	GER	Voelkl
25	296729	FANCHINI Nadia	1986	ITA	Dynastar
33	516138	GUT Lara	1991	SUI	Atomic
48	296008	MERIGHETTI Daniela	1981	ITA	Salomon
51	196573	REVILLET Aurelie	1986	FRA	Salomon
52	505886	KLING Kajsa	1988	SWE	
53	195972	AUBERT Sandrine	1982	FRA	Fischer
59	375018	COLETTI Alexandra	1983	MON	Voelkl

#761

20-01-2008 / Cortina d'Ampezzo (ITA) / 5544

Page 2/3

Data Processing by LONGINES

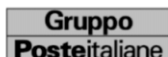
www.fis-ski.com

LONGINES Timing

Generation Date: SUN 20 JAN 2008

Time: 12:54

Document: 73A 1.0







AUDI FIS SKI WORLD CUP 2007/08  
Cortina d'Ampezzo (ITA)



3rd LADIES' SUPER-G  
OFFICIAL RESULTS

SUN 20 JAN 2008  
Start Time: 11:00

Number of Competitors: 60, Number of NOCs: 14

Rank	Bib	FIS Code	Name	Year of Birth	Nation	Time	Diff.	Dist. (m)	Race Points	Ski
<b>DISQUALIFIED: 1 competitor</b>										
	26	55590	SCHILD Marlies	1981	AUT	Gate 43	Rule 629.3			Atomic

**Reason for disqualification:**

629.3 Does not pass through a gate correctly

Technical Delegate:

**B. ZEMAN (CZE) #761**

20-01-2008 / Cortina d'Ampezzo (ITA) / 5544

Page 3/3

Data Processing by LONGINES

www.fis-ski.com

LONGINES Timing

Generation Date: SUN 20 JAN 2008

Time: 12:54

Document: 73A 1.0





F.I.S. - F.I.S.I.  
SCI CLUB CORTINA  
COMUNE DI CORTINA



# COPPA DEL MONDO DI SCI FEMMINILE

CORTINA D'AMPEZZO - 19/20 GENNAIO 2008



ASSOCIAZIONE PERMANENTE COPPA DEL MONDO DI SCI ALPINO

Cortina Super Ski Trophy  
www.cortinaclassic.com



AUDI FIS SKI WORLD CUP 2007/08  
Cortina d'Ampezzo (ITA)



## 3rd LADIES' SUPER-G PENALTY CALCULATION

SUN 20 JAN 2008

### Best 10 at Finish

Rank	Bib	FIS Code	Name	Nation	FIS Points	Best 5	Race Points
1	1	55669	HOLAUS Maria	AUT	10.13		
2	19	537545	MANCUSO Julia	USA	2.93	2.93	2.80
3	16	55690	HOSP Nicole	AUT	1.66	1.66	3.41
4	8	105997	BRYDON Emily	CAN	4.03		
5	20	537544	VONN Lindsey	USA	2.57	2.57	3.65
6	9	106022	JANYK Britt	CAN	3.81		
7	18	55069	GOETSCHL Renate	AUT	0.00	0.00	5.11
8	2	495318	RUIZ CASTILLO Carolina	SPA	5.96		
9	3	505632	LINDELL-VIKARBY Jessica	SWE	5.32		
10	12	55212	MEISSNITZER Alexandra	AUT	3.66	3.66	8.64

### Best 5 FIS Points at Start

Rank	Bib	FIS Code	Name	Nation	FIS Points
7	18	55069	GOETSCHL Renate	AUT	0.00
3	16	55690	HOSP Nicole	AUT	1.66
16	22	505483	PAERSON Anja	SWE	1.87
5	20	537544	VONN Lindsey	USA	2.57
2	19	537545	MANCUSO Julia	USA	2.93

### TOTALS:

FIS Points of Best 5 at Start (B)	9.03	
FIS Points of Best at Finish in Top 10 (A)		10.82
Race Points of Corresponding Competitors (C)		23.61
Calculated Penalty (A+B-C) : 10 =>	-0.376	
Rounded	-0.38	
Category Adder	0.00	
Correction Value (Z)	-0.05	
Calculated Penalty	-0.33	
Penalty Applied	0.00	

Technical Delegate:  
B. ZEMAN (CZE) #761

20-01-2008 / Cortina d'Ampezzo (ITA) / 5544

Page 1/1

Data Processing by LONGINES

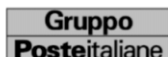
www.fis-ski.com

LONGINES Timing

Generation Date: SUN 20 JAN 2008

Time: 12:54

Document: 73G 1.0





F.I.S. - F.I.S.I.  
SCI CLUB CORTINA  
COMUNE DI CORTINA



# COPPA DEL MONDO DI SCI FEMMINILE

CORTINA D'AMPEZZO - 19/20 GENNAIO 2008



ASSOCIAZIONE PERMANENTE COPPA DEL MONDO DI SCI ALPINO

Cortina Super Ski Trophy  
www.cortinaclassic.com



## AUDI FIS SKI WORLD CUP 2007/08 Cortina d'Ampezzo (ITA)



### 3rd LADIES' SUPER-G PERFORMANCE ANALYSIS 1

SUN 20 JAN 2008

Number of Competitors: 51

Rank	Bib	Name	Nation	Positions			Partials			Difference		Speed	
				Pos.	Time	Rank	Pos.	Time	Rank	Time	Dist(m)	Pos.	km/h
1	1	HOLAUS Maria	AUT	Int1: 16.02 (1) Int2: 40.49 (1) Int3: 1:02.35 (2) Fin: 1:24.63 (1)	I1-I2: 24.47 (1) I2-I3: 21.86 (24) I3-Fin: 22.28 (1)	0.00 0.00 0.03 0.00	0.00						
2	19	MANCUSO Julia	USA	Int1: 16.25 (12) Int2: 40.79 (3) Int3: 1:02.43 (3) Fin: 1:24.86 (2)	I1-I2: 24.54 (2) I2-I3: 21.64 (13) I3-Fin: 22.43 (4)	0.23 0.30 0.11 0.23	6.34						
3	16	HOSP Nicole	AUT	Int1: 16.13 (7) Int2: 40.83 (4) Int3: Fin: 1:24.91 (3)	I1-I2: 24.70 (4) I2-I3: I3-Fin:	0.11 0.34  0.28	7.72						
4	8	BRYDON Emily	CAN	Int1: 16.37 (20) Int2: 41.11 (13) Int3: 1:02.43 (3) Fin: 1:24.92 (4)	I1-I2: 24.74 (5) I2-I3: 21.32 (2) I3-Fin: 22.49 (8)	0.35 0.62 0.11 0.29	7.99						
5	20	VONN Lindsey	USA	Int1: 16.26 (15) Int2: 41.21 (16) Int3: 1:02.62 (7) Fin: 1:24.93 (5)	I1-I2: 24.95 (18) I2-I3: 21.41 (4) I3-Fin: 22.31 (2)	0.24 0.72 0.30 0.30	8.27						
6	9	JANYK Britt	CAN	Int1: 16.29 (18) Int2: 41.09 (12) Int3: Fin: 1:24.94 (6)	I1-I2: 24.80 (7) I2-I3: I3-Fin:	0.27 0.60  0.31	8.54						
7	18	GOETSCHL Renate	AUT	Int1: 16.10 (5) Int2: 40.77 (2) Int3: 1:02.32 (1) Fin: 1:25.05 (7)	I1-I2: 24.67 (3) I2-I3: 21.55 (9) I3-Fin: 22.73 (18)	0.08 0.28 0.00 0.42	11.56						
8	2	RUIZ CASTILLO Carolina	SPA	Int1: 16.11 (6) Int2: 40.94 (8) Int3: 1:02.47 (5) Fin: 1:25.11 (8)	I1-I2: 24.83 (11) I2-I3: 21.53 (8) I3-Fin: 22.64 (12)	0.09 0.45 0.15 0.48	13.20						
9	3	LINDELL-VIKARBY Jessica	SWE	Int1: 16.07 (3) Int2: 40.89 (5) Int3: 1:02.74 (11) Fin: 1:25.28 (9)	I1-I2: 24.82 (10) I2-I3: 21.85 (22) I3-Fin: 22.54 (9)	0.05 0.40 0.42 0.65	17.84						
10	12	MEISSNITZER Alexandra	AUT	Int1: 16.09 (4) Int2: 40.90 (6) Int3: 1:02.71 (10) Fin: 1:25.34 (10)	I1-I2: 24.81 (9) I2-I3: 21.81 (20) I3-Fin: 22.63 (11)	0.07 0.41 0.39 0.71	19.47						

20-01-2008 / Cortina d'Ampezzo (ITA) / 5544

Page 1/5

Data Processing by LONGINES

www.fis-ski.com

LONGINES Timing

Generation Date: SUN 20 JAN 2008

Time: 12:54

Document: 77A 1.0





AUDI FIS SKI WORLD CUP 2007/08  
Cortina d'Ampezzo (ITA)



3rd LADIES' SUPER-G  
PERFORMANCE ANALYSIS 1

SUN 20 JAN 2008

Number of Competitors: 51

Rank	Bib	Name	Nation	Positions			Partials			Difference		Speed	
				Pos.	Time	Rank	Pos.	Time	Rank	Time	Dist(m)	Pos.	km/h
11	24	SUTER Fabienne	SUI	Int1: 16.22 (10) Int2: 41.08 (10) Int3: 1:02.92 (13) Fin: 1:25.37 (11)	I1-I2: 24.86 (15) I2-I3: 21.84 (21) I3-Fin: 22.45 (6)	0.20 0.59 0.60 0.74	20.28	Avg.: 98.68					
12	13	AUFDENBLATTEN Fraenzi	SUI	Int1: 16.41 (26) Int2: 41.32 (20) Int3: 1:02.68 (8) Fin: 1:25.38 (12)	I1-I2: 24.91 (16) I2-I3: 21.36 (3) I3-Fin: 22.70 (16)	0.39 0.83 0.36 0.75	20.56	Avg.: 98.66					
13	29	COOK Stacey	USA	Int1: 16.39 (24) Int2: 41.22 (17) Int3: 1:02.78 (12) Fin: 1:25.42 (13)	I1-I2: 24.83 (11) I2-I3: 21.56 (10) I3-Fin: 22.64 (12)	0.37 0.73 0.46 0.79	21.64	Avg.: 98.62					
14	7	CECCARELLI Daniela	ITA	Int1: 16.25 (12) Int2: 41.05 (9) Int3: Fin: 1:25.44 (14)	I1-I2: 24.80 (7) I2-I3: I3-Fin:	0.23 0.56  0.81	22.18	Avg.: 98.60					
15	28	VANDERBEEK Kelly	CAN	Int1: 16.04 (2) Int2: 41.47 (24) Int3: 1:03.04 (18) Fin: 1:25.47 (15)	I1-I2: 25.43 (37) I2-I3: 21.57 (11) I3-Fin: 22.43 (4)	0.02 0.98 0.72 0.84	23.00	Avg.: 98.56					
16	22	PAERSON Anja	SWE	Int1: 16.50 (36) Int2: 41.53 (28) Int3: 1:03.10 (19) Fin: 1:25.57 (16)	I1-I2: 25.03 (23) I2-I3: 21.57 (11) I3-Fin: 22.47 (7)	0.48 1.04 0.78 0.94	25.71	Avg.: 98.45					
17	17	SCHILD Martina	SUI	Int1: 16.25 (12) Int2: 41.28 (18) Int3: 1:02.70 (9) Fin: 1:25.59 (17)	I1-I2: 25.03 (23) I2-I3: 21.42 (5) I3-Fin: 22.89 (27)	0.23 0.79 0.38 0.96	26.25	Avg.: 98.42					
18	21	RIESCH Maria	GER	Int1: 16.47 (31) Int2: 41.39 (22) Int3: 1:02.59 (6) Fin: 1:25.60 (18)	I1-I2: 24.92 (17) I2-I3: 21.20 (1) I3-Fin: 23.01 (34)	0.45 0.90 0.27 0.97	26.52	Avg.: 98.41					
19	41	DUMERMUTH Monika	SUI	Int1: 16.47 (31) Int2: 41.50 (26) Int3: 1:02.93 (14) Fin: 1:25.65 (19)	I1-I2: 25.03 (23) I2-I3: 21.43 (6) I3-Fin: 22.72 (17)	0.45 1.01 0.61 1.02	27.87	Avg.: 98.35					
20	10	GOERGL Elisabeth	AUT	Int1: 16.14 (8) Int2: 40.91 (7) Int3: 1:03.17 (21) Fin: 1:25.73 (20)	I1-I2: 24.77 (6) I2-I3: 22.26 (38) I3-Fin: 22.56 (10)	0.12 0.42 0.85 1.10	30.02	Avg.: 98.26					
21	5	BERGER Silvia	AUT	Int1: 16.17 (9) Int2: 41.17 (15) Int3: 1:02.94 (16) Fin: 1:25.80 (21)	I1-I2: 25.00 (20) I2-I3: 21.77 (17) I3-Fin: 22.86 (26)	0.15 0.68 0.62 1.17	31.91	Avg.: 98.18					
22	15	STYGER Nadia	SUI	Int1: 16.23 (11) Int2: 41.08 (10) Int3: 1:02.99 (17) Fin: 1:25.82 (22)	I1-I2: 24.85 (13) I2-I3: 21.91 (26) I3-Fin: 22.83 (24)	0.21 0.59 0.67 1.19	32.45	Avg.: 98.16					
23	11	FISCHBACHER Andrea	AUT	Int1: 16.45 (28) Int2: 41.67 (31) Int3: 1:03.18 (22) Fin: 1:25.86 (23)	I1-I2: 25.22 (32) I2-I3: 21.51 (7) I3-Fin: 22.68 (15)	0.43 1.18 0.86 1.23	33.52	Avg.: 98.11					





AUDI FIS SKI WORLD CUP 2007/08  
Cortina d'Ampezzo (ITA)



3rd LADIES' SUPER-G  
PERFORMANCE ANALYSIS 1

SUN 20 JAN 2008

Number of Competitors: 51

Rank	Bib	Name	Nation	Positions			Partials			Difference		Speed	
				Pos.	Time	Rank	Pos.	Time	Rank	Time	Dist(m)	Pos.	km/h
24	32	FENNINGER Anna	AUT	Int1: 16.38 (21) Int2: 41.50 (26) Int3: 1:03.59 (31) Fin: 1:25.94 (24)	I1-I2: 25.12 (27) I2-I3: 22.09 (33) I3-Fin: 22.35 (3)	0.36 1.01 1.27 1.31	35.67	Avg.: 98.02					
25	35	KAMER Nadja	SUI	Int1: 16.36 (19) Int2: 41.35 (21) Int3: 1:03.14 (20) Fin: 1:25.95 (25)	I1-I2: 24.99 (19) I2-I3: 21.79 (18) I3-Fin: 22.81 (22)	0.34 0.86 0.82 1.32	35.94	Avg.: 98.01					
26	46	FANCHINI Elena	ITA	Int1: 16.38 (21) Int2: 41.42 (23) Int3: 1:03.39 (23) Fin: 1:26.16 (26)	I1-I2: 25.04 (26) I2-I3: 21.97 (29) I3-Fin: 22.77 (21)	0.36 0.93 1.07 1.53	41.55	Avg.: 97.77					
27	23	JACQUEMOD Ingrid	FRA	Int1: 16.48 (33) Int2: 41.68 (32) Int3: 1:03.41 (24) Fin: 1:26.17 (27)	I1-I2: 25.20 (31) I2-I3: 21.73 (15) I3-Fin: 22.76 (20)	0.46 1.19 1.09 1.54	41.82	Avg.: 97.76					
28	37	MARCHAND-ARVIER Marie	FRA	Int1: 16.40 (25) Int2: 41.65 (30) Int3: 1:03.57 (29) Fin: 1:26.22 (28)	I1-I2: 25.25 (34) I2-I3: 21.92 (28) I3-Fin: 22.65 (14)	0.38 1.16 1.25 1.59	43.15	Avg.: 97.70					
29	31	ZAHROBSKA Sarka	CZE	Int1: 16.45 (28) Int2: 41.69 (33) Int3: 1:03.42 (25) Fin: 1:26.24 (29)	I1-I2: 25.24 (33) I2-I3: 21.73 (15) I3-Fin: 22.82 (23)	0.43 1.20 1.10 1.61	43.69	Avg.: 97.68					
30	14	MAZE Tina	SLO	Int1: 16.28 (16) Int2: 41.13 (14) Int3: 1:02.93 (14) Fin: 1:26.33 (30)	I1-I2: 24.85 (13) I2-I3: 21.80 (19) I3-Fin: 23.40 (44)	0.26 0.64 0.61 1.70	46.08	Avg.: 97.58					
31	43	SCHNARF Johanna	ITA	Int1: 16.55 (39) Int2: 41.69 (33) Int3: 1:03.54 (28) Fin: 1:26.43 (31)	I1-I2: 25.14 (28) I2-I3: 21.85 (22) I3-Fin: 22.89 (27)	0.53 1.20 1.22 1.80	48.73	Avg.: 97.47					
31	42	ALFIERI Camilla	ITA	Int1: 16.66 (46) Int2: 41.80 (36) Int3: 1:03.46 (26) Fin: 1:26.43 (31)	I1-I2: 25.14 (28) I2-I3: 21.66 (14) I3-Fin: 22.97 (33)	0.64 1.31 1.14 1.80	48.73	Avg.: 97.47					
33	27	ZETTEL Kathrin	AUT	Int1: 16.28 (16) Int2: 41.30 (19) Int3: 1:03.65 (32) Fin: 1:26.61 (33)	I1-I2: 25.02 (22) I2-I3: 22.35 (41) I3-Fin: 22.96 (32)	0.26 0.81 1.33 1.98	53.49	Avg.: 97.26					
34	34	REBENSBURG Viktoria	GER	Int1: 16.48 (33) Int2: 41.49 (25) Int3: 1:03.52 (27) Fin: 1:26.62 (34)	I1-I2: 25.01 (21) I2-I3: 22.03 (31) I3-Fin: 23.10 (36)	0.46 1.00 1.20 1.99	53.76	Avg.: 97.25					
35	6	LUDLOW Libby	USA	Int1: 16.38 (21) Int2: 41.54 (29) Int3: 1:03.58 (30) Fin: 1:26.72 (35)	I1-I2: 25.16 (30) I2-I3: 22.04 (32) I3-Fin: 23.14 (37)	0.36 1.05 1.26 2.09	56.40	Avg.: 97.14					
36	38	ALCOTT Chemmy	GBR	Int1: 16.56 (40) Int2: 42.23 (42) Int3: 1:04.10 (36) Fin: 1:26.85 (36)	I1-I2: 25.67 (43) I2-I3: 21.87 (25) I3-Fin: 22.75 (19)	0.54 1.74 1.78 2.22	59.81	Avg.: 96.99					





AUDI FIS SKI WORLD CUP 2007/08  
Cortina d'Ampezzo (ITA)



3rd LADIES' SUPER-G  
PERFORMANCE ANALYSIS 1

SUN 20 JAN 2008

Number of Competitors: 51

Rank	Bib	Name	Nation	Positions			Partials			Difference		Speed	
				Pos.	Time	Rank	Pos.	Time	Rank	Time	Dist(m)	Pos.	km/h
37	56	GISIN Dominique	SUI	Int1: 16.50 (36) Int2: 41.90 (37) Int3: 1:04.17 (37) Fin: 1:27.02 (37)	I1-I2: 25.40 (36) I2-I3: 22.27 (39) I3-Fin: 22.85 (25)	0.48 1.41 1.85 2.39	64.27	Avg.: 96.81					
38	55	DREV Ana	SLO	Int1: 16.56 (40) Int2: 42.04 (39) Int3: 1:04.22 (39) Fin: 1:27.12 (38)	I1-I2: 25.48 (40) I2-I3: 22.18 (36) I3-Fin: 22.90 (29)	0.54 1.55 1.90 2.49	66.88	Avg.: 96.69					
39	40	SMITH Leanne	USA	Int1: 16.52 (38) Int2: 41.97 (38) Int3: 1:04.08 (35) Fin: 1:27.13 (39)	I1-I2: 25.45 (39) I2-I3: 22.11 (35) I3-Fin: 23.05 (35)	0.50 1.48 1.76 2.50	67.14	Avg.: 96.68					
40	54	SIORPAES Wendy	ITA	Int1: 16.56 (40) Int2: 42.10 (41) Int3: 1:04.19 (38) Fin: 1:27.33 (40)	I1-I2: 25.54 (41) I2-I3: 22.09 (33) I3-Fin: 23.14 (37)	0.54 1.61 1.87 2.70	72.35	Avg.: 96.46					
41	47	DESFORGES Emilie	CAN	Int1: 16.62 (44) Int2: 42.06 (40) Int3: 1:03.97 (34) Fin: 1:27.41 (41)	I1-I2: 25.44 (38) I2-I3: 21.91 (26) I3-Fin: 23.44 (46)	0.60 1.57 1.65 2.78	74.42	Avg.: 96.37					
42	57	MCJAMES Megan	USA	Int1: 16.45 (28) Int2: 41.75 (35) Int3: 1:03.76 (33) Fin: 1:27.42 (42)	I1-I2: 25.30 (35) I2-I3: 22.01 (30) I3-Fin: 23.66 (48)	0.43 1.26 1.44 2.79	74.68	Avg.: 96.36					
43	30	WILHELM Kathrin	AUT	Int1: 16.48 (33) Int2: 42.39 (45) Int3: 1:04.59 (40) Fin: 1:27.49 (43)	I1-I2: 25.91 (48) I2-I3: 22.20 (37) I3-Fin: 22.90 (29)	0.46 1.90 2.27 2.86	76.49	Avg.: 96.29					
44	50	YURKIW Larisa	CAN	Int1: 16.60 (43) Int2: 42.45 (46) Int3: 1:04.76 (41) Fin: 1:27.68 (44)	I1-I2: 25.85 (47) I2-I3: 22.31 (40) I3-Fin: 22.92 (31)	0.58 1.96 2.44 3.05	81.40	Avg.: 96.08					
45	36	LONGHINI Hilary	ITA	Int1: 16.65 (45) Int2: 42.34 (44) Int3: 1:04.76 (41) Fin: 1:28.00 (45)	I1-I2: 25.69 (44) I2-I3: 22.42 (43) I3-Fin: 23.24 (40)	0.63 1.85 2.44 3.37	89.61	Avg.: 95.73					
46	49	HRSTKOVA Lucie	CZE	Int1: 16.71 (47) Int2: 42.28 (43) Int3: 1:04.97 (43) Fin: 1:28.25 (46)	I1-I2: 25.57 (42) I2-I3: 22.69 (47) I3-Fin: 23.28 (42)	0.69 1.79 2.65 3.62	95.99	Avg.: 95.46					
47	60	LOLOVIC Jelena	SRB	Int1: 16.94 (51) Int2: 42.63 (48) Int3: 1:05.05 (44) Fin: 1:28.35 (47)	I1-I2: 25.69 (44) I2-I3: 22.42 (43) I3-Fin: 23.30 (43)	0.92 2.14 2.73 3.72	98.53	Avg.: 95.35					
48	58	HOELZL Kathrin	GER	Int1: 16.72 (48) Int2: 42.53 (47) Int3: 1:05.12 (45) Fin: 1:28.37 (48)	I1-I2: 25.81 (46) I2-I3: 22.59 (46) I3-Fin: 23.25 (41)	0.70 2.04 2.80 3.74	99.03	Avg.: 95.33					
49	44	RABIC Urska	SLO	Int1: 16.90 (50) Int2: 42.97 (50) Int3: 1:05.36 (46) Fin: 1:28.76 (49)	I1-I2: 26.07 (49) I2-I3: 22.39 (42) I3-Fin: 23.40 (44)	0.88 2.48 3.04 4.13	108.88	Avg.: 94.91					

20-01-2008 / Cortina d'Ampezzo (ITA) / 5544

Page 4/5

Data Processing by LONGINES

www.fis-ski.com

LONGINES Timing

Generation Date: SUN 20 JAN 2008

Time: 12:54

Document: 77A 1.0





AUDI FIS SKI WORLD CUP 2007/08  
Cortina d'Ampezzo (ITA)



3rd LADIES' SUPER-G  
PERFORMANCE ANALYSIS 1

SUN 20 JAN 2008

Number of Competitors: 51

Rank	Bib	Name	Nation	Positions			Partials			Difference		Speed	
				Pos.	Time	Rank	Pos.	Time	Rank	Time	Dist(m)	Pos.	km/h
50	39	BENT Nike	SWE	Int1:	16.42	(27)	I1-I2:	26.43	(50)	0.40	111.89	Avg.:	94.78
				Int2:	42.85	(49)				2.36			
				Int3:	1:05.67	(47)				3.35			
				Fin:	1:28.88	(50)				4.25			
				I2-I3:	22.82	(48)							
I3-Fin:	23.21	(39)											
51	45	ROBNIK Petra	SLO	Int1:	16.83	(49)	I1-I2:	26.66	(51)	0.81	132.01	Avg.:	93.92
				Int2:	43.49	(51)				3.00			
				Int3:	1:06.07	(48)				3.75			
				Fin:	1:29.69	(51)				5.06			
				I2-I3:	22.58	(45)							
I3-Fin:	23.62	(47)											

LEGEND

Pos Intermediate or Speed Position    Dist(m) Distance behind the first    Int2: Intermediate 2    Fin: Finish  
Avg. Average Speed for the race    Int1: Intermediate 1    Int3: Intermediate 3

20-01-2008 / Cortina d'Ampezzo (ITA) / 5544

Page 5/5

Data Processing by LONGINES

www.fis-ski.com

LONGINES Timing

Generation Date: SUN 20 JAN 2008

Time: 12:54

Document: 77A 1.0





F.I.S. - F.I.S.I.  
SCI CLUB CORTINA  
COMUNE DI CORTINA



# COPPA DEL MONDO DI SCI FEMMINILE

CORTINA D'AMPEZZO - 19/20 GENNAIO 2008



ASSOCIAZIONE PERMANENTE COPPA DEL MONDO DI SCI ALPINO



Cortina Super Ski Trophy  
www.cortinaclassic.com



AUDI FIS SKI WORLD CUP 2007/08  
Cortina d'Ampezzo (ITA)



3rd LADIES' SUPER-G  
PERFORMANCE ANALYSIS 2

SUN 20 JAN 2008

Number of Competitors: 60

Bib	Name	Nation	Positions			Partials			Difference		Speed				
			Pos.	Time	Rank	Pos.	Time	Rank	Time	Dist(m)	Pos.	km/h	Rank		
1	HOLAUS Maria	AUT	Int1: 16.02 (1)	Int2: 40.49 (1)	Int3: 1:02.35 (2)	Fin: 1:24.63 (1)	I1-I2: 24.47 (1)	I2-I3: 21.86 (24)	I3-Fin: 22.28 (1)	0.00	0.00	Avg.: 99.54			
2	RUIZ CASTILLO Carolina	SPA	Int1: 16.11 (6)	Int2: 40.94 (9)	Int3: 1:02.47 (5)	Fin: 1:25.11 (8)	I1-I2: 24.83 (12)	I2-I3: 21.53 (8)	I3-Fin: 22.64 (12)	0.09	0.45	0.15	13.20	Avg.: 98.98	
3	LINDELL-VIKARBY Jessica	SWE	Int1: 16.07 (3)	Int2: 40.89 (5)	Int3: 1:02.74 (11)	Fin: 1:25.28 (9)	I1-I2: 24.82 (11)	I2-I3: 21.85 (22)	I3-Fin: 22.54 (9)	0.05	0.40	0.42	17.84	Avg.: 98.78	
4	STECHERT Gina	GER	Int1: 16.18 (11)	Int2: (DNF)	Int3: (DNF)	Fin: (DNF)	I1-I2: (DNF)	I2-I3: (DNF)	I3-Fin: (DNF)	0.16				Avg.:	
5	BERGER Silvia	AUT	Int1: 16.17 (9)	Int2: 41.17 (16)	Int3: 1:02.94 (16)	Fin: 1:25.80 (21)	I1-I2: 25.00 (21)	I2-I3: 21.77 (17)	I3-Fin: 22.86 (27)	0.15	0.68	0.62	31.91	Avg.: 98.18	
6	LUDLOW Libby	USA	Int1: 16.38 (25)	Int2: 41.54 (30)	Int3: 1:03.58 (31)	Fin: 1:26.72 (35)	I1-I2: 25.16 (31)	I2-I3: 22.04 (33)	I3-Fin: 23.14 (38)	0.36	1.05	1.26	2.09	56.40	Avg.: 97.14
7	CECCARELLI Daniela	ITA	Int1: 16.25 (15)	Int2: 41.05 (10)	Int3: (DNF)	Fin: 1:25.44 (14)	I1-I2: 24.80 (8)	I2-I3: (DNF)	I3-Fin: (DNF)	0.23	0.56				Avg.: 98.60
8	BRYDON Emily	CAN	Int1: 16.37 (24)	Int2: 41.11 (14)	Int3: 1:02.43 (3)	Fin: 1:24.92 (4)	I1-I2: 24.74 (6)	I2-I3: 21.32 (2)	I3-Fin: 22.49 (8)	0.35	0.62	0.11	7.99	Avg.: 99.20	
9	JANYK Britt	CAN	Int1: 16.29 (22)	Int2: 41.09 (13)	Int3: (DNF)	Fin: 1:24.94 (6)	I1-I2: 24.80 (8)	I2-I3: (DNF)	I3-Fin: (DNF)	0.27	0.60				Avg.: 99.18
10	GOERGL Elisabeth	AUT	Int1: 16.14 (8)	Int2: 40.91 (8)	Int3: 1:03.17 (21)	Fin: 1:25.73 (20)	I1-I2: 24.77 (7)	I2-I3: 22.26 (39)	I3-Fin: 22.56 (10)	0.12	0.42	0.85	1.10	30.02	Avg.: 98.26

20-01-2008 / Cortina d'Ampezzo (ITA) / 5544

Page 1/5

Data Processing by LONGINES

www.fis-ski.com

LONGINES Timing

Generation Date: SUN 20 JAN 2008

Time: 12:55

Document: 77B 1.0







AUDI FIS SKI WORLD CUP 2007/08  
Cortina d'Ampezzo (ITA)



3rd LADIES' SUPER-G  
PERFORMANCE ANALYSIS 2

SUN 20 JAN 2008

Number of Competitors: 60

Bib	Name	Nation	Positions			Partials			Difference		Speed	
			Pos.	Time	Rank	Pos.	Time	Rank	Time	Dist(m)	Pos.	km/h
11	FISCHBACHER Andrea	AUT	Int1: 16.45 (32)	Int2: 41.67 (33)	Int3: 1:03.18 (22)	Fin: 1:25.86 (23)	I1-I2: 25.22 (33)	I2-I3: 21.51 (7)	I3-Fin: 22.68 (15)	0.43 1.18 0.86 1.23	33.52	Avg.: 98.11
12	MEISSNITZER Alexandra	AUT	Int1: 16.09 (4)	Int2: 40.90 (6)	Int3: 1:02.71 (10)	Fin: 1:25.34 (10)	I1-I2: 24.81 (10)	I2-I3: 21.81 (20)	I3-Fin: 22.63 (11)	0.07 0.41 0.39 0.71	19.47	Avg.: 98.71
13	AUFDENBLATTEN Fraenzi	SUI	Int1: 16.41 (30)	Int2: 41.32 (21)	Int3: 1:02.68 (8)	Fin: 1:25.38 (12)	I1-I2: 24.91 (17)	I2-I3: 21.36 (3)	I3-Fin: 22.70 (16)	0.39 0.83 0.36 0.75	20.56	Avg.: 98.66
14	MAZE Tina	SLO	Int1: 16.28 (20)	Int2: 41.13 (15)	Int3: 1:02.93 (14)	Fin: 1:26.33 (30)	I1-I2: 24.85 (14)	I2-I3: 21.80 (19)	I3-Fin: 23.40 (45)	0.26 0.64 0.61 1.70	46.08	Avg.: 97.58
15	STYGER Nadia	SUI	Int1: 16.23 (13)	Int2: 41.08 (11)	Int3: 1:02.99 (17)	Fin: 1:25.82 (22)	I1-I2: 24.85 (14)	I2-I3: 21.91 (27)	I3-Fin: 22.83 (25)	0.21 0.59 0.67 1.19	32.45	Avg.: 98.16
16	HOSP Nicole	AUT	Int1: 16.13 (7)	Int2: 40.83 (4)	Int3: 1:24.91 (3)	Fin: 1:24.91 (3)	I1-I2: 24.70 (5)	I2-I3: 13-Fin:		0.11 0.34 0.28	7.72	Avg.: 99.21
17	SCHILD Martina	SUI	Int1: 16.25 (15)	Int2: 41.28 (19)	Int3: 1:02.70 (9)	Fin: 1:25.59 (17)	I1-I2: 25.03 (24)	I2-I3: 21.42 (5)	I3-Fin: 22.89 (28)	0.23 0.79 0.38 0.96	26.25	Avg.: 98.42
18	GOETSCHL Renate	AUT	Int1: 16.10 (5)	Int2: 40.77 (2)	Int3: 1:02.32 (1)	Fin: 1:25.05 (7)	I1-I2: 24.67 (4)	I2-I3: 21.55 (9)	I3-Fin: 22.73 (18)	0.08 0.28 0.00 0.42	11.56	Avg.: 99.05
19	MANCUSO Julia	USA	Int1: 16.25 (15)	Int2: 40.79 (3)	Int3: 1:02.43 (3)	Fin: 1:24.86 (2)	I1-I2: 24.54 (2)	I2-I3: 21.64 (13)	I3-Fin: 22.43 (4)	0.23 0.30 0.11 0.23	6.34	Avg.: 99.27
20	VONN Lindsey	USA	Int1: 16.26 (18)	Int2: 41.21 (17)	Int3: 1:02.62 (7)	Fin: 1:24.93 (5)	I1-I2: 24.95 (19)	I2-I3: 21.41 (4)	I3-Fin: 22.31 (2)	0.24 0.72 0.30 0.30	8.27	Avg.: 99.19
21	RIESCH Maria	GER	Int1: 16.47 (35)	Int2: 41.39 (23)	Int3: 1:02.59 (6)	Fin: 1:25.60 (18)	I1-I2: 24.92 (18)	I2-I3: 21.20 (1)	I3-Fin: 23.01 (35)	0.45 0.90 0.27 0.97	26.52	Avg.: 98.41
22	PAERSON Anja	SWE	Int1: 16.50 (40)	Int2: 41.53 (29)	Int3: 1:03.10 (19)	Fin: 1:25.57 (16)	I1-I2: 25.03 (24)	I2-I3: 21.57 (11)	I3-Fin: 22.47 (7)	0.48 1.04 0.78 0.94	25.71	Avg.: 98.45
23	JACQUEMOD Ingrid	FRA	Int1: 16.48 (37)	Int2: 41.68 (34)	Int3: 1:03.41 (24)	Fin: 1:26.17 (27)	I1-I2: 25.20 (32)	I2-I3: 21.73 (15)	I3-Fin: 22.76 (20)	0.46 1.19 1.09 1.54	41.82	Avg.: 97.76



Number of Competitors: 60

Bib	Name	Nation	Positions			Partials			Difference		Speed	
			Pos.	Time	Rank	Pos.	Time	Rank	Time	Dist(m)	Pos.	km/h
24	SUTER Fabienne	SUI	Int1: 16.22 (12)	Int2: 41.08 (11)	Int3: 1:02.92 (13)	Fin: 1:25.37 (11)	I1-I2: 24.86 (16)	I2-I3: 21.84 (21)	I3-Fin: 22.45 (6)	0.20 0.59 0.60 0.74	20.28	Avg.: 98.68
25	FANCHINI Nadia	ITA	Int1: 16.26 (18)	Int2: 41.83 (39)	Int3: 1:03.70 (34)	Fin: DNF	I1-I2: 25.57 (46)	I2-I3: 21.87 (25)	I3-Fin:	0.24 1.34 1.38		Avg.:
26	SCHILD Marlies	AUT	Int1: 16.24 (14)	Int2: 40.90 (6)	Int3: 1:03.53 (28)	Fin: DQ	I1-I2: 24.66 (3)	I2-I3: 22.63 (49)	I3-Fin: 22.80 (22)	0.22 0.41 1.21		Avg.:
27	ZETTEL Kathrin	AUT	Int1: 16.28 (20)	Int2: 41.30 (20)	Int3: 1:03.65 (33)	Fin: 1:26.61 (33)	I1-I2: 25.02 (23)	I2-I3: 22.35 (42)	I3-Fin: 22.96 (33)	0.26 0.81 1.33 1.98	53.49	Avg.: 97.26
28	VANDERBEEK Kelly	CAN	Int1: 16.04 (2)	Int2: 41.47 (25)	Int3: 1:03.04 (18)	Fin: 1:25.47 (15)	I1-I2: 25.43 (38)	I2-I3: 21.57 (11)	I3-Fin: 22.43 (4)	0.02 0.98 0.72 0.84	23.00	Avg.: 98.56
29	COOK Stacey	USA	Int1: 16.39 (28)	Int2: 41.22 (18)	Int3: 1:02.78 (12)	Fin: 1:25.42 (13)	I1-I2: 24.83 (12)	I2-I3: 21.56 (10)	I3-Fin: 22.64 (12)	0.37 0.73 0.46 0.79	21.64	Avg.: 98.62
30	WILHELM Kathrin	AUT	Int1: 16.48 (37)	Int2: 42.39 (52)	Int3: 1:04.59 (43)	Fin: 1:27.49 (43)	I1-I2: 25.91 (56)	I2-I3: 22.20 (38)	I3-Fin: 22.90 (30)	0.46 1.90 2.27 2.86	76.49	Avg.: 96.29
31	ZAHROBSKA Sarka	CZE	Int1: 16.45 (32)	Int2: 41.69 (35)	Int3: 1:03.42 (25)	Fin: 1:26.24 (29)	I1-I2: 25.24 (34)	I2-I3: 21.73 (15)	I3-Fin: 22.82 (24)	0.43 1.20 1.10 1.61	43.69	Avg.: 97.68
32	FENNINGER Anna	AUT	Int1: 16.38 (25)	Int2: 41.50 (27)	Int3: 1:03.59 (32)	Fin: 1:25.94 (24)	I1-I2: 25.12 (28)	I2-I3: 22.09 (34)	I3-Fin: 22.35 (3)	0.36 1.01 1.27 1.31	35.67	Avg.: 98.02
33	GUT Lara	SUI	Int1: 16.17 (9)	Int2: 41.60 (31)	Int3:	Fin: DNF	I1-I2: 25.43 (38)	I2-I3:	I3-Fin:	0.15 1.11		Avg.:
34	REBENSBURG Viktoria	GER	Int1: 16.48 (37)	Int2: 41.49 (26)	Int3: 1:03.52 (27)	Fin: 1:26.62 (34)	I1-I2: 25.01 (22)	I2-I3: 22.03 (32)	I3-Fin: 23.10 (37)	0.46 1.00 1.20 1.99	53.76	Avg.: 97.25
35	KAMER Nadja	SUI	Int1: 16.36 (23)	Int2: 41.35 (22)	Int3: 1:03.14 (20)	Fin: 1:25.95 (25)	I1-I2: 24.99 (20)	I2-I3: 21.79 (18)	I3-Fin: 22.81 (23)	0.34 0.86 0.82 1.32	35.94	Avg.: 98.01
36	LONGHINI Hilary	ITA	Int1: 16.65 (53)	Int2: 42.34 (51)	Int3: 1:04.76 (44)	Fin: 1:28.00 (45)	I1-I2: 25.69 (51)	I2-I3: 22.42 (44)	I3-Fin: 23.24 (41)	0.63 1.85 2.44 3.37	89.61	Avg.: 95.73

Number of Competitors: 60

Bib	Name	Nation	Positions			Partials			Difference			Speed	
			Pos.	Time	Rank	Pos.	Time	Rank	Time	Dist(m)	Pos.	km/h	Rank
37	MARCHAND-ARVIER Marie	FRA	Int1: 16.40 (29)	Int2: 41.65 (32)	Int3: 1:03.57 (30)	Fin: 1:26.22 (28)	I1-I2: 25.25 (35)	I2-I3: 21.92 (29)	I3-Fin: 22.65 (14)	0.38 1.16 1.25 1.59	43.15	Avg.: 97.70	
38	ALCOTT Chemmy	GBR	Int1: 16.56 (45)	Int2: 42.23 (48)	Int3: 1:04.10 (38)	Fin: 1:26.85 (36)	I1-I2: 25.67 (50)	I2-I3: 21.87 (25)	I3-Fin: 22.75 (19)	0.54 1.74 1.78 2.22	59.81	Avg.: 96.99	
39	BENT Nike	SWE	Int1: 16.42 (31)	Int2: 42.85 (57)	Int3: 1:05.67 (51)	Fin: 1:28.88 (50)	I1-I2: 26.43 (58)	I2-I3: 22.82 (52)	I3-Fin: 23.21 (40)	0.40 2.36 3.35 4.25	111.89	Avg.: 94.78	
40	SMITH Leanne	USA	Int1: 16.52 (43)	Int2: 41.97 (41)	Int3: 1:04.08 (37)	Fin: 1:27.13 (39)	I1-I2: 25.45 (41)	I2-I3: 22.11 (36)	I3-Fin: 23.05 (36)	0.50 1.48 1.76 2.50	67.14	Avg.: 96.68	
41	DUMERMUTH Monika	SUI	Int1: 16.47 (35)	Int2: 41.50 (27)	Int3: 1:02.93 (14)	Fin: 1:25.65 (19)	I1-I2: 25.03 (24)	I2-I3: 21.43 (6)	I3-Fin: 22.72 (17)	0.45 1.01 0.61 1.02	27.87	Avg.: 98.35	
42	ALFIERI Camilla	ITA	Int1: 16.66 (54)	Int2: 41.80 (38)	Int3: 1:03.46 (26)	Fin: 1:26.43 (31)	I1-I2: 25.14 (29)	I2-I3: 21.66 (14)	I3-Fin: 22.97 (34)	0.64 1.31 1.14 1.80	48.73	Avg.: 97.47	
43	SCHNARF Johanna	ITA	Int1: 16.55 (44)	Int2: 41.69 (35)	Int3: 1:03.54 (29)	Fin: 1:26.43 (31)	I1-I2: 25.14 (29)	I2-I3: 21.85 (22)	I3-Fin: 22.89 (28)	0.53 1.20 1.22 1.80	48.73	Avg.: 97.47	
44	RABIC Urska	SLO	Int1: 16.90 (59)	Int2: 42.97 (58)	Int3: 1:05.36 (50)	Fin: 1:28.76 (49)	I1-I2: 26.07 (57)	I2-I3: 22.39 (43)	I3-Fin: 23.40 (45)	0.88 2.48 3.04 4.13	108.88	Avg.: 94.91	
45	ROBNIK Petra	SLO	Int1: 16.83 (58)	Int2: 43.49 (59)	Int3: 1:06.07 (52)	Fin: 1:29.69 (51)	I1-I2: 26.66 (59)	I2-I3: 22.58 (47)	I3-Fin: 23.62 (48)	0.81 3.00 3.75 5.06	132.01	Avg.: 93.92	
46	FANCHINI Elena	ITA	Int1: 16.38 (25)	Int2: 41.42 (24)	Int3: 1:03.39 (23)	Fin: 1:26.16 (26)	I1-I2: 25.04 (27)	I2-I3: 21.97 (30)	I3-Fin: 22.77 (21)	0.36 0.93 1.07 1.53	41.55	Avg.: 97.77	
47	DESFORGES Emilie	CAN	Int1: 16.62 (52)	Int2: 42.06 (44)	Int3: 1:03.97 (36)	Fin: 1:27.41 (41)	I1-I2: 25.44 (40)	I2-I3: 21.91 (27)	I3-Fin: 23.44 (47)	0.60 1.57 1.65 2.78	74.42	Avg.: 96.37	
48	MERIGHETTI Daniela	ITA	Int1: 16.50 (40)	Int2: 42.03 (42)	Int3: DNF	Fin: DNF	I1-I2: 25.53 (43)	I2-I3: DNF	I3-Fin: DNF	0.48 1.54		Avg.: DNF	
49	HRSTKOVA Lucie	CZE	Int1: 16.71 (55)	Int2: 42.28 (50)	Int3: 1:04.97 (47)	Fin: 1:28.25 (46)	I1-I2: 25.57 (46)	I2-I3: 22.69 (51)	I3-Fin: 23.28 (43)	0.69 1.79 2.65 3.62	95.99	Avg.: 95.46	



AUDI FIS SKI WORLD CUP 2007/08  
Cortina d'Ampezzo (ITA)



3rd LADIES' SUPER-G  
PERFORMANCE ANALYSIS 2

SUN 20 JAN 2008

Number of Competitors: 60

Bib	Name	Nation	Positions			Partials			Difference		Speed	
			Pos.	Time	Rank	Pos.	Time	Rank	Time	Dist(m)	Pos.	km/h
50	YURKIW Larisa	CAN	Int1: 16.60 (51)	Int2: 42.45 (53)	Int3: 1:04.76 (44)	Fin: 1:27.68 (44)	I1-I2: 25.85 (55)	I2-I3: 22.31 (41)	I3-Fin: 22.92 (32)	0.58 1.96 2.44 3.05	81.40	Avg.: 96.08
51	REVILLET Aurelie	FRA	Int1: 16.57 (48)	Int2: 42.13 (46)	Int3: 1:04.56 (42)	Fin: DNF	I1-I2: 25.56 (45)	I2-I3: 22.43 (46)	I3-Fin:	0.55 1.64 2.24		Avg.:
52	KLING Kajsa	SWE	Int1: 16.57 (48)	Int2: 42.23 (48)	Int3: DNF	Fin: DNF	I1-I2: 25.66 (49)	I2-I3:	I3-Fin:	0.55 1.74		Avg.:
53	AUBERT Sandrine	FRA	Int1: 16.58 (50)	Int2: 42.21 (47)	Int3: 1:04.86 (46)	Fin: DNF	I1-I2: 25.63 (48)	I2-I3: 22.65 (50)	I3-Fin:	0.56 1.72 2.54		Avg.:
54	SIORPAES Wendy	ITA	Int1: 16.56 (45)	Int2: 42.10 (45)	Int3: 1:04.19 (40)	Fin: 1:27.33 (40)	I1-I2: 25.54 (44)	I2-I3: 22.09 (34)	I3-Fin: 23.14 (38)	0.54 1.61 1.87 2.70	72.35	Avg.: 96.46
55	DREV Ana	SLO	Int1: 16.56 (45)	Int2: 42.04 (43)	Int3: 1:04.22 (41)	Fin: 1:27.12 (38)	I1-I2: 25.48 (42)	I2-I3: 22.18 (37)	I3-Fin: 22.90 (30)	0.54 1.55 1.90 2.49	66.88	Avg.: 96.69
56	GISIN Dominique	SUI	Int1: 16.50 (40)	Int2: 41.90 (40)	Int3: 1:04.17 (39)	Fin: 1:27.02 (37)	I1-I2: 25.40 (37)	I2-I3: 22.27 (40)	I3-Fin: 22.85 (26)	0.48 1.41 1.85 2.39	64.27	Avg.: 96.81
57	MCJAMES Megan	USA	Int1: 16.45 (32)	Int2: 41.75 (37)	Int3: 1:03.76 (35)	Fin: 1:27.42 (42)	I1-I2: 25.30 (36)	I2-I3: 22.01 (31)	I3-Fin: 23.66 (49)	0.43 1.26 1.44 2.79	74.68	Avg.: 96.36
58	HOELZL Kathrin	GER	Int1: 16.72 (56)	Int2: 42.53 (55)	Int3: 1:05.12 (49)	Fin: 1:28.37 (48)	I1-I2: 25.81 (54)	I2-I3: 22.59 (48)	I3-Fin: 23.25 (42)	0.70 2.04 2.80 3.74	99.03	Avg.: 95.33
59	COLETTI Alexandra	MON	Int1: 16.75 (57)	Int2: 42.45 (53)	Int3: DNF	Fin: DNF	I1-I2: 25.70 (53)	I2-I3:	I3-Fin:	0.73 1.96		Avg.:
60	LOLOVIC Jelena	SRB	Int1: 16.94 (60)	Int2: 42.63 (56)	Int3: 1:05.05 (48)	Fin: 1:28.35 (47)	I1-I2: 25.69 (51)	I2-I3: 22.42 (44)	I3-Fin: 23.30 (44)	0.92 2.14 2.73 3.72	98.53	Avg.: 95.35

LEGEND							
Pos	Intermediate or Speed Position	Int1:	Intermediate 1	Int3:	Intermediate 3	DQ	Disqualified
Avg.	Average Speed for the race	Int2:	Intermediate 2	DNF	Did Not Finish	Fin:	Finish
Dist(m)	Distance behind the first						

20-01-2008 / Cortina d'Ampezzo (ITA) / 5544

Page 5/5

Data Processing by LONGINES

www.fis-ski.com

LONGINES Timing

Generation Date: SUN 20 JAN 2008

Time: 12:55

Document: 77B 1.0





# AUDI FIS SKI WORLD CUP 2007/08



## AFTER 3rd LADIES' SUPER-G SUPER-G FIS WCSL LIST

2 DEC 2007 Lake Louise, AB (CAN)  
16 DEC 2007 St. Moritz (SUI)  
20 JAN 2008 Cortina d'Ampezzo (ITA)

Number of Competitors: 64

Rank	FIS Code	Name	Nation	1	2	3	Base	- X	+ Y	= WCSL-SG
1	55069	GOETSCHL Renate	AUT	-	60	36	600	257	96	439
2	55690	HOSP Nicole	AUT	40	40	60	402	172	140	370
3	505483	PAERSON Anja	SWE	36	100	15	302	129	151	324
4	537545	MANCUSO Julia	USA	24	26	80	313	134	130	309
5	537544	VONN Lindsey	USA	-	22	45	390	167	67	290
6	515560	SCHILD Martina	SUI	100	29	14	146	63	143	226
7	105997	BRYDON Emily	CAN	-	80	50	160	69	130	221
8	206001	RIESCH Maria	GER	80	45	13	144	62	138	220
9	106022	JANYK Britt	CAN	29	26	40	217	93	95	219
10	55212	MEISSNITZER Alexandra	AUT	50	-	26	239	102	76	213
11	515573	AUFDENBLATTEN Fraenzi	SUI	45	20	22	137	59	87	165
12	515170	STYGER Nadia	SUI	22	36	9	146	63	67	150
13	55576	GOERGL Elisabeth	AUT	20	50	11	96	41	81	136
14	55669	HOLAUS Maria	AUT	18	-	100	29	12	118	135
15	55750	FISCHBACHER Andrea	AUT	32	-	8	158	68	40	130
16	565243	MAZE Tina	SLO	-	32	1	161	69	33	125
17	505632	LINDELL-VIKARBY Jessica	SWE	60	15	29	34	15	104	123
18	106402	VANDERBEEK Kelly	CAN	15	-	16	149	64	31	116
19	515766	SUTER Fabienne	SUI	26	18	24	55	24	68	99
20	55539	BERGER Silvia	AUT	14	16	10	101	43	40	98
20	195671	JACQUEMOD Ingrid	FRA	13	10	4	124	53	27	98
22	385022	KOSTELIC Janica	CRO	-	-	-	161	69	-	92
23	55590	SCHILD Marlies	AUT	1	11	-	135	58	12	89
24	55691	SPONRING Christine	AUT	-	8	-	140	60	8	88
25	495318	RUIZ CASTILLO Carolina	SPA	8	6	32	53	23	46	76
26	296729	FANCHINI Nadia	ITA	-	-	-	126	54	-	72
27	55596	WILHELM Kathrin	AUT	-	-	-	109	47	-	62
28	295533	RECCHIA Lucia	ITA	-	-	-	107	46	-	61
29	536884	LUDLOW Libby	USA	5	7	-	75	32	12	55
30	295136	CECCARELLI Daniela	ITA	10	14	18	14	6	42	50
31	537582	COOK Stacey	USA	-	-	20	49	21	20	48
32	205119	HALTMAYR Petra	GER	-	-	-	82	35	-	47
33	106056	SIMARD Genevieve	CAN	-	-	-	70	30	-	40
34	55838	ZETTEL Kathrin	AUT	-	12	-	45	19	12	38





# AUDI FIS SKI WORLD CUP 2007/08



## AFTER 3rd LADIES' SUPER-G SUPER-G FIS WCSL LIST

2 DEC 2007 Lake Louise, AB (CAN)  
16 DEC 2007 St. Moritz (SUI)  
20 JAN 2008 Cortina d'Ampezzo (ITA)

Number of Competitors: 64

Rank	FIS Code	Name	Nation	1	2	3	Base	- X	+ Y	= WCSL-SG
35	537626	RICHARDSON Kaylin	USA	-	-	-	61	26	-	35
36	206175	STECHELT Gina	GER	-	-	-	60	26	-	34
37	155415	ZAHROBSKA Sarka	CZE	16	9	2	11	5	27	33
38	505449	BENT Nike	SWE	11	-	-	31	13	11	29
39	515429	DUMERMUTH Monika	SUI	9	-	12	11	5	21	27
40	225206	ALCOTT Chemmy	GBR	3	2	-	37	16	5	26
41	536138	CLARK Kirsten	USA	-	-	-	39	17	-	22
41	196460	MARCHAND-ARVIER Marie	FRA	-	-	3	33	14	3	22
43	55947	FENNINGER Anna	AUT	-	13	7	-	-	20	20
44	55538	WIRTH Katja	AUT	-	-	-	31	13	-	18
45	515409	BERTHOD Sylviane	SUI	-	-	-	26	11	-	15
46	296472	FANCHINI Elena	ITA	6	-	5	6	3	11	14
47	538305	SMITH Leanne	USA	12	-	-	-	-	12	12
48	296008	MERIGHETTI Daniela	ITA	-	5	-	10	4	5	11
49	565278	RABIC Urska	SLO	-	-	-	17	7	-	10
49	55970	SCHMIDHOFER Nicole	AUT	-	-	-	18	8	-	10
51	296427	SCHNARF Johanna	ITA	-	-	-	14	6	-	8
52	196573	REVILLET Aurelie	FRA	7	-	-	-	-	7	7
53	375018	COLETTI Alexandra	MON	-	-	-	11	5	-	6
53	515806	KAMER Nadja	SUI	-	-	6	-	-	6	6
55	296769	LONGHINI Hilary	ITA	4	1	-	-	-	5	5
56	206035	CHMELAR Fanny	GER	-	-	-	7	3	-	4
56	565268	DREV Ana	SLO	-	4	-	-	-	4	4
58	515747	GISIN Dominique	SUI	-	3	-	-	-	3	3
58	505886	KLING Kajsa	SWE	3	-	-	-	-	3	3
60	105741	FORSYTH Allison	CAN	-	-	-	4	2	-	2
60	505187	OTTOSSON Anna	SWE	-	-	-	4	2	-	2
60	55588	RUMPFHUBER Ingrid	AUT	-	-	-	4	2	-	2
60	355050	WEIRATHER Tina	LIE	-	-	-	4	2	-	2
64	55383	BLASER Karin	AUT	-	-	-	1	-	-	1





# AUDI FIS SKI WORLD CUP 2007/08



---

## AFTER 3rd LADIES' SUPER-G SUPER-G FIS WCSL LIST

---

### Number of Competitors per Nation until 60th position

AUT : 15	CAN : 5	CRO : 1	CZE : 1	FRA : 3	GBR : 1
GER : 4	ITA : 7	LIE : 1	MON : 1	SLO : 3	SPA : 1
SUI : 8	SWE : 5	USA : 7			

#### LEGEND

**Base** Last season WCSL points  
**X** (Base / number of planned races in the current season) \* number of completed races in the current season  
**Y** WC points won in the current season  
**WCSL-SG** World Cup Start List points for Super-G

20-01-2008 / Cortina d'Ampezzo (ITA) / 5544

Page 3/3

[www.fis-ski.com](http://www.fis-ski.com)

Generation Date: SUN 20 JAN 2008

Time: 13:01

Document: 60A 1.0





# AUDI FIS SKI WORLD CUP 2007/08



## AFTER 3rd LADIES' SUPER-G OVERALL FIS WCSL LIST

Number of Competitors: 153

Rank	FIS Code	Name	Nation	WCSL	DH	SL	GS	SG	SC
1	55690	HOSP Nicole	AUT	1621	168 (17)	572 (2)	358 (4)	370 (2)	153 (3)
2	537545	MANCUSO Julia	USA	1433	438 (3)	94 (22)	349 (5)	309 (4)	243 (1)
3	55590	SCHILD Marlies	AUT	1348	220 (10)	696 (1)	156 (14)	89 (23)	187 (2)
4	537544	VONN Lindsey	USA	1220	665 (1)	48 (34)	64 (24)	290 (5)	153 (3)
5	505483	PAERSON Anja	SWE	1206	425 (4)	195 (11)	162 (13)	324 (3)	100 (8)
6	55069	GOETSCHL Renate	AUT	1085	625 (2)	–	21 (40)	439 (1)	–
7	206001	RIESCH Maria	GER	905	266 (8)	246 (9)	61 (25)	220 (8)	112 (6)
8	185140	POUTIAINEN Tanja	FIN	858	–	447 (5)	390 (2)	–	21 (32)
9	55576	GOERGL Elisabeth	AUT	790	195 (13)	24 (50)	383 (3)	136 (13)	52 (15)
10	155415	ZAHROBSKA Sarka	CZE	676	–	458 (3)	87 (20)	33 (37)	98 (9)
11	195671	JACQUEMOD Ingrid	FRA	664	295 (7)	–	179 (12)	98 (20)	92 (10)
12	55838	ZETTEL Kathrin	AUT	621	–	241 (10)	227 (8)	38 (34)	115 (5)
13	295445	KARBON Denise	ITA	591	–	59 (31)	532 (1)	–	–
14	106022	JANYK Britt	CAN	551	318 (5)	–	2 (72)	219 (9)	12 (41)
15	105997	BRYDON Emily	CAN	529	219 (11)	–	3 (66)	221 (7)	86 (11)
16	705287	ZUZULOVA Veronika	SVK	504	–	457 (4)	20 (43)	–	27 (27)
17	55759	KIRCHGASSER Michaela	AUT	493	–	165 (13)	227 (8)	–	101 (7)
18	385022	KOSTELIC Janica	CRO	450	119 (24)	151 (14)	88 (19)	92 (22)	–
19	296259	MOELGG Manuela	ITA	422	–	104 (20)	318 (6)	–	–
20	106402	VANDERBEEK Kelly	CAN	414	298 (6)	–	–	116 (18)	–
21	515170	STYGER Nadia	SUI	398	248 (9)	–	–	150 (12)	–
22	515573	AUFDENBLATTEN Fraenzi	SUI	387	218 (12)	–	4 (62)	165 (11)	–
23	505610	BORSSEN Therese	SWE	384	–	364 (6)	20 (43)	–	–
24	55750	FISCHBACHER Andrea	AUT	378	166 (18)	15 (55)	58 (27)	130 (15)	9 (42)
25	205993	HOELZL Kathrin	GER	372	–	93 (23)	278 (7)	–	1 (50)
26	55212	MEISSNITZER Alexandra	AUT	366	130 (21)	–	23 (38)	213 (10)	–
27	515560	SCHILD Martina	SUI	357	131 (20)	–	–	226 (6)	–
28	295435	GIUS Nicole	ITA	339	–	116 (19)	223 (10)	–	–
29	505760	PIETILAE-HOLMNER Maria	SWE	331	–	122 (17)	209 (11)	–	–
30	55669	HOLAUS Maria	AUT	325	190 (14)	–	–	135 (14)	–
31	537772	STIEGLER Resi	USA	319	8 (50)	180 (12)	52 (32)	–	79 (12)
32	385032	JELUSIC Ana	CRO	287	–	286 (7)	1 (75)	–	–
33	296354	COSTAZZA Chiara	ITA	284	–	284 (8)	–	–	–
34	196460	MARCHAND-ARVIER Marie	FRA	232	183 (15)	–	–	22 (41)	27 (27)
35	495318	RUIZ CASTILLO Carolina	SPA	206	121 (23)	–	9 (54)	76 (25)	–
36	505632	LINDELL-VIKARBY Jessica	SWE	205	1 (61)	–	78 (23)	123 (17)	3 (47)
37	565243	MAZE Tina	SLO	196	–	3 (69)	43 (34)	125 (16)	25 (29)

20-01-2008 / Cortina d'Ampezzo (ITA) / 5544

Page 1/5

[www.fis-ski.com](http://www.fis-ski.com)

Generation Date: SUN 20 JAN 2008

Time: 13:01

Document: 60B 1.0







# AUDI FIS SKI WORLD CUP 2007/08



## AFTER 3rd LADIES' SUPER-G OVERALL FIS WCSL LIST

Number of Competitors: 153

Rank	FIS Code	Name	Nation	WCSL	DH	SL	GS	SG	SC
37	505187	OTTOSSON Anna	SWE	196	–	86 (26)	91 (17)	2 (60)	17 (36)
39	296008	MERIGHETTI Daniela	ITA	183	145 (19)	6 (64)	–	11 (48)	21 (32)
40	515747	GISIN Dominique	SUI	181	172 (16)	–	–	3 (58)	6 (44)
41	225206	ALCOTT Chemmy	GBR	180	66 (31)	–	53 (31)	26 (40)	35 (23)
42	537582	COOK Stacey	USA	167	79 (29)	–	3 (66)	48 (31)	37 (22)
43	55691	SPONRING Christine	AUT	162	20 (40)	6 (64)	–	88 (24)	48 (18)
44	425771	LOESETH Nina	NOR	151	–	147 (15)	4 (62)	–	–
45	515429	DUMERMUTH Monika	SUI	149	122 (22)	–	–	27 (39)	–
46	296729	FANCHINI Nadia	ITA	143	62 (32)	–	9 (54)	72 (26)	–
47	195972	AUBERT Sandrine	FRA	138	2 (59)	86 (26)	–	–	50 (16)
48	195912	DE LEYMARIE Florine	FRA	135	–	135 (16)	–	–	–
49	515409	BERTHOD Sylviane	SUI	128	113 (25)	–	–	15 (45)	–
50	515766	SUTER Fabienne	SUI	126	–	–	27 (37)	99 (19)	–
51	205636	BERGMANN Monika	GER	121	–	121 (18)	–	–	–
51	295136	CECCARELLI Daniela	ITA	121	71 (30)	–	–	50 (30)	–
53	206035	CHMELAR Fanny	GER	110	7 (53)	70 (29)	–	4 (56)	29 (25)
54	505679	HANSDOTTER Frida	SWE	108	–	100 (21)	8 (56)	–	–
55	55539	BERGER Silvia	AUT	102	4 (55)	–	–	98 (20)	–
55	515348	BORGHI Catherine	SUI	102	87 (28)	–	–	–	15 (39)
55	296472	FANCHINI Elena	ITA	102	88 (27)	–	–	14 (46)	–
55	537626	RICHARDSON Kaylin	USA	102	–	26 (48)	–	35 (35)	41 (19)
59	565268	DREV Ana	SLO	101	–	17 (52)	80 (22)	4 (56)	–
60	196928	WORLEY Tessa	FRA	100	–	–	100 (15)	–	–
61	505449	BENT Nike	SWE	98	38 (35)	–	–	29 (38)	31 (24)
62	295342	PUTZER Karen	ITA	97	–	–	97 (16)	–	–
63	106056	SIMARD Genevieve	CAN	96	1 (61)	–	55 (29)	40 (33)	–
64	295533	RECCHIA Lucia	ITA	94	33 (36)	–	–	61 (28)	–
65	55588	RUMPFHUBER Ingrid	AUT	93	91 (26)	–	–	2 (60)	–
66	206175	STECHEGHT Gina	GER	92	52 (34)	–	–	34 (36)	6 (44)
67	515639	CAMASTRAL Aita	SUI	91	–	91 (24)	–	–	–
67	536884	LUDLOW Libby	USA	91	8 (50)	–	28 (36)	55 (29)	–
67	495065	RIENDA Maria Jose	SPA	91	–	–	91 (17)	–	–
70	515619	GINI Sandra	SUI	90	–	90 (25)	–	–	–
71	205218	REBENBURG Viktoria	GER	86	–	–	86 (21)	–	–
72	55898	BREM Eva-Maria	AUT	85	–	–	60 (26)	–	25 (29)
73	385027	FLEISS Nika	CRO	84	–	82 (28)	2 (72)	–	–
73	55596	WILHELM Kathrin	AUT	84	22 (39)	–	–	62 (27)	–

20-01-2008 / Cortina d'Ampezzo (ITA) / 5544

Page 2/5

[www.fis-ski.com](http://www.fis-ski.com)

Generation Date: SUN 20 JAN 2008

Time: 13:01

Document: 60B 1.0





# AUDI FIS SKI WORLD CUP 2007/08



## AFTER 3rd LADIES' SUPER-G OVERALL FIS WCSL LIST

Number of Competitors: 153

Rank	FIS Code	Name	Nation	WCSL	DH	SL	GS	SG	SC
75	536138	CLARK Kirsten	USA	82	60 (33)	-	-	22 (41)	-
76	55947	FENNINGER Anna	AUT	80	-	-	10 (51)	20 (43)	50 (16)
77	355050	WEIRATHER Tina	LIE	71	7 (53)	-	34 (35)	2 (60)	28 (26)
78	515692	GRAND Rabea	SUI	69	1 (61)	12 (58)	3 (66)	-	53 (14)
78	195249	PEQUEGNOT Laure	FRA	69	-	69 (30)	-	-	-
80	515733	BONJOUR Aline	SUI	67	-	57 (32)	10 (51)	-	-
81	296427	SCHNARF Johanna	ITA	66	18 (43)	-	-	8 (51)	40 (20)
82	565261	ROBNIK Petra	SLO	64	-	2 (71)	-	-	62 (13)
83	196179	BERTRAND Marion	FRA	57	-	-	57 (28)	-	-
83	205115	GERG Annemarie	GER	57	-	57 (32)	-	-	-
85	296476	ALFIERI Camilla	ITA	54	-	-	54 (30)	-	-
86	565315	ROBNIK Mateja	SLO	49	-	-	49 (33)	-	-
87	205119	HALTMAYR Petra	GER	47	-	-	-	47 (32)	-
87	435142	KARASINSKA Katarzyna	POL	47	-	47 (35)	-	-	-
89	196016	DAUTHERIVES Claire	FRA	46	-	46 (36)	-	-	-
89	195215	VIDAL Vanessa	FRA	46	-	46 (36)	-	-	-
91	355040	NIGG Marina	LIE	44	-	44 (38)	-	-	-
91	206160	RIESCH Susanne	GER	44	-	44 (38)	-	-	-
91	55888	TRIENDL Katrin	AUT	44	-	44 (38)	-	-	-
94	185271	LEINONEN Sanni	FIN	40	-	37 (41)	3 (66)	-	-
95	297134	BORSOTTI Camilla	ITA	39	-	-	-	-	39 (21)
96	535825	KOZNICK Kristina	USA	38	-	31 (45)	7 (57)	-	-
97	565278	RABIC Urska	SLO	37	3 (57)	-	-	10 (49)	24 (31)
98	196573	REVILLET Aurelie	FRA	36	13 (44)	-	-	7 (52)	16 (38)
99	196726	BARTHET Anne-Sophie	FRA	35	-	11 (59)	5 (59)	-	19 (34)
99	206099	PERNER Nina	GER	35	-	35 (42)	-	-	-
101	106527	ACTON Brigitte	CAN	33	-	16 (53)	4 (62)	-	13 (40)
101	295265	CERESA Annalisa	ITA	33	-	33 (43)	-	-	-
101	516005	HANGL Celina	SUI	33	-	33 (43)	-	-	-
104	55538	WIRTH Katja	AUT	30	12 (45)	-	-	18 (44)	-
105	515244	CASANOVA Carmen	SUI	29	29 (37)	-	-	-	-
105	205168	DUERR Katharina	GER	29	-	29 (46)	-	-	-
107	296473	SIORPAES Wendy	ITA	27	27 (38)	-	-	-	-
107	55885	STRENG Simone	AUT	27	-	27 (47)	-	-	-
107	55675	ZEISER Daniela	AUT	27	-	6 (64)	21 (40)	-	-
110	375018	COLETTI Alexandra	MON	26	20 (40)	-	-	6 (53)	-
110	206078	FERNSEBNER Carolin	GER	26	-	5 (67)	21 (40)	-	-

20-01-2008 / Cortina d'Ampezzo (ITA) / 5544

Page 3/5

[www.fis-ski.com](http://www.fis-ski.com)

Generation Date: SUN 20 JAN 2008

Time: 13:01

Document: 60B 1.0





# AUDI FIS SKI WORLD CUP 2007/08



## AFTER 3rd LADIES' SUPER-G OVERALL FIS WCSL LIST

Number of Competitors: 153

Rank	FIS Code	Name	Nation	WCSL	DH	SL	GS	SG	SC
110	155194	KURFUERSTOVA Eva	CZE	26	-	26 (48)	-	-	-
110	315149	LOLOVIC Jelena	SRB	26	-	8 (61)	18 (46)	-	-
114	105741	FORSYTH Allison	CAN	24	-	-	22 (39)	2 (60)	-
115	515774	WOLF Tamara	SUI	22	19 (42)	-	-	-	3 (47)
116	565320	FERK Marusa	SLO	21	-	16 (53)	5 (59)	-	-
116	515587	PUENCHERA Jessica	SUI	21	-	-	2 (72)	-	19 (34)
116	106666	RUBENS Shona	CAN	21	4 (55)	-	-	-	17 (36)
116	536481	SCHLEPER Sarah	USA	21	-	18 (51)	3 (66)	-	-
120	538305	SMITH Leanne	USA	20	8 (50)	-	-	12 (47)	-
120	206173	SPRINGL Monika	GER	20	-	-	20 (43)	-	-
122	296769	LONGHINI Hilary	ITA	19	-	-	14 (50)	5 (55)	-
123	537230	KELLEY Jessica	USA	18	-	-	18 (46)	-	-
123	196026	SANTON Aurelie	FRA	18	-	-	18 (46)	-	-
125	296509	CURTONI Irene	ITA	15	-	15 (55)	-	-	-
125	538284	MCJAMES Megan	USA	15	-	-	15 (49)	-	-
127	425432	MUELLER Anne Marie	NOR	14	-	14 (57)	-	-	-
128	55970	SCHMIDHOFER Nicole	AUT	13	3 (57)	-	-	10 (49)	-
129	515478	ALPIGER Ella	SUI	10	10 (46)	-	-	-	-
129	196851	BERTRAND Olivia	FRA	10	-	-	10 (51)	-	-
129	205806	BLIENINGER Anja	GER	10	-	10 (60)	-	-	-
129	536473	LALIVE Caroline	USA	10	10 (46)	-	-	-	-
129	106465	LAWRENCE Sherry	CAN	10	10 (46)	-	-	-	-
129	296431	STUFFER Verena	ITA	10	10 (46)	-	-	-	-
135	55913	MOSER Stefanie	AUT	9	-	-	-	-	9 (42)
136	565241	KOBAL Ana	SLO	7	-	7 (62)	-	-	-
136	55818	KOEHLE Stefanie	AUT	7	-	-	7 (57)	-	-
136	425629	LOESETH Lene	NOR	7	-	7 (62)	-	-	-
139	515806	KAMER Nadja	SUI	6	-	-	-	6 (53)	-
140	435210	GASIENICA DANIEL A.	POL	5	-	-	5 (59)	-	-
140	206174	STABER Veronika	GER	5	-	2 (71)	3 (66)	-	-
142	106410	DESFORGES Emilie	CAN	4	-	-	-	-	4 (46)
142	106468	LUSTENBERGER Christina	CAN	4	-	-	4 (62)	-	-
142	425458	VIKEN Line	NOR	4	-	4 (68)	-	-	-
145	515841	BERTHOD Pascale	SUI	3	-	3 (69)	-	-	-
145	505886	KLING Kajsa	SWE	3	-	-	-	3 (58)	-
145	196412	WEYRICH Clothilde	FRA	3	1 (61)	-	-	-	2 (49)
148	106633	GOODMAN Anna	CAN	2	-	2 (71)	-	-	-

20-01-2008 / Cortina d'Ampezzo (ITA) / 5544

Page 4/5

www.fis-ski.com

Generation Date: SUN 20 JAN 2008

Time: 13:01

Document: 60B 1.0





# AUDI FIS SKI WORLD CUP 2007/08



## AFTER 3rd LADIES' SUPER-G OVERALL FIS WCSL LIST

Number of Competitors: 153

Rank	FIS Code	Name	Nation	WCSL	DH	SL	GS	SG	SC
148	196806	NOENS Nastasia	FRA	2	-	2 (71)	-	-	-
148	195983	ROLLAND Marion	FRA	2	2 (59)	-	-	-	-
148	155047	ZAKOURILOVA Petra	CZE	2	-	2 (71)	-	-	-
152	55383	BLASER Karin	AUT	1	-	-	-	1 (64)	-
152	296623	MAZZOTTI Lucia	ITA	1	1 (61)	-	-	-	-

### LEGEND

**SC** Super Combined points   **SG** Super-G points   **DH** Downhill points   **WCSL** Overall points   **SL** Slalom points  
**GS** Giant Slalom points

20-01-2008 / Cortina d'Ampezzo (ITA) / 5544

Page 5/5

[www.fis-ski.com](http://www.fis-ski.com)

Generation Date: SUN 20 JAN 2008

Time: 13:01

Document: 60B 1.0





# AUDI FIS SKI WORLD CUP 2007/08



## 3rd LADIES' SUPER-G SUPER-G FIS WORLD CUP STANDINGS

2 DEC 2007 Lake Louise, AB (CAN)  
16 DEC 2007 St. Moritz (SUI)  
20 JAN 2008 Cortina d'Ampezzo (ITA)

Number of Competitors: 43

Rank	FIS Code	Name	Nation	1	2	3	WC-SG	Diff.
1	505483	PAERSON Anja	SWE	36	100	15	151	
2	515560	SCHILD Martina	SUI	100	29	14	143	- 8
3	55690	HOSP Nicole	AUT	40	40	60	140	- 11
4	206001	RIESCH Maria	GER	80	45	13	138	- 13
5	105997	BRYDON Emily	CAN	-	80	50	130	- 21
5	537545	MANCUSO Julia	USA	24	26	80	130	- 21
7	55669	HOLAUS Maria	AUT	18	-	100	118	- 33
8	505632	LINDELL-VIKARBY Jessica	SWE	60	15	29	104	- 47
9	55069	GOETSCHL Renate	AUT	-	60	36	96	- 55
10	106022	JANYK Britt	CAN	29	26	40	95	- 56
11	515573	AUFDENBLATTEN Fraenzi	SUI	45	20	22	87	- 64
12	55576	GOERGL Elisabeth	AUT	20	50	11	81	- 70
13	55212	MEISSNITZER Alexandra	AUT	50	-	26	76	- 75
14	515766	SUTER Fabienne	SUI	26	18	24	68	- 83
15	515170	STYGER Nadia	SUI	22	36	9	67	- 84
15	537544	VONN Lindsey	USA	-	22	45	67	- 84
17	495318	RUIZ CASTILLO Carolina	SPA	8	6	32	46	- 105
18	295136	CECCARELLI Daniela	ITA	10	14	18	42	- 109
19	55539	BERGER Silvia	AUT	14	16	10	40	- 111
19	55750	FISCHBACHER Andrea	AUT	32	-	8	40	- 111
21	565243	MAZE Tina	SLO	-	32	1	33	- 118
22	106402	VANDERBEEK Kelly	CAN	15	-	16	31	- 120
23	195671	JACQUEMOD Ingrid	FRA	13	10	4	27	- 124
23	155415	ZAHROBSKA Sarka	CZE	16	9	2	27	- 124
25	515429	DUMERMUTH Monika	SUI	9	-	12	21	- 130
26	537582	COOK Stacey	USA	-	-	20	20	- 131
26	55947	FENNINGER Anna	AUT	-	13	7	20	- 131
28	536884	LUDLOW Libby	USA	5	7	-	12	- 139
28	55590	SCHILD Marlies	AUT	1	11	-	12	- 139
28	538305	SMITH Leanne	USA	12	-	-	12	- 139
28	55838	ZETTEL Kathrin	AUT	-	12	-	12	- 139
32	505449	BENT Nike	SWE	11	-	-	11	- 140
32	296472	FANCHINI Elena	ITA	6	-	5	11	- 140
34	55691	SPONRING Christine	AUT	-	8	-	8	- 143





# AUDI FIS SKI WORLD CUP 2007/08



## 3rd LADIES' SUPER-G SUPER-G FIS WORLD CUP STANDINGS

2 DEC 2007 Lake Louise, AB (CAN)  
16 DEC 2007 St. Moritz (SUI)  
20 JAN 2008 Cortina d'Ampezzo (ITA)

Number of Competitors: 43

Rank	FIS Code	Name	Nation	1	2	3	WC-SG	Diff.
35	196573	REVILLET Aurelie	FRA	7	-	-	7	- 144
36	515806	KAMER Nadja	SUI	-	-	6	6	- 145
37	225206	ALCOTT Chemmy	GBR	3	2	-	5	- 146
37	296769	LONGHINI Hilary	ITA	4	1	-	5	- 146
37	296008	MERIGHETTI Daniela	ITA	-	5	-	5	- 146
40	565268	DREV Ana	SLO	-	4	-	4	- 147
41	515747	GISIN Dominique	SUI	-	3	-	3	- 148
41	505886	KLING Kajsa	SWE	3	-	-	3	- 148
41	196460	MARCHAND-ARVIER Marie	FRA	-	-	3	3	- 148

### LEGEND

WC-SG World Cup points for Super-G Diff. Points Difference

20-01-2008 / Cortina d'Ampezzo (ITA) / 5544

Page 2/2

[www.fis-ski.com](http://www.fis-ski.com)

Generation Date: SUN 20 JAN 2008

Time: 13:01

Document: 25A 1.0





# AUDI FIS SKI WORLD CUP 2007/08



## 3rd LADIES' SUPER-G OVERALL FIS WORLD CUP STANDINGS

Number of Competitors: 113

Rank	FIS Code	Name	Nation	Points	DH 5 races	SL 6 races	GS 5 races	SG 3 races	SC 1 race
1	55690	HOSP Nicole	AUT	759	77 (18)	405 (1)	137 (9)	140 (3)	-
2	537544	VONN Lindsey	USA	683	430 (1)	22 (38)	64 (17)	67 (15)	100 (1)
3	537545	MANCUSO Julia	USA	639	157 (6)	63 (21)	229 (4)	130 (5)	60 (3)
4	206001	RIESCH Maria	GER	613	139 (8)	217 (7)	39 (24)	138 (4)	80 (2)
5	55590	SCHILD Marlies	AUT	586	121 (11)	360 (2)	93 (14)	12 (28)	-
6	505483	PAERSON Anja	SWE	581	229 (4)	96 (12)	105 (12)	151 (1)	-
7	185140	POUTIAINEN Tanja	FIN	533	-	307 (4)	226 (5)	-	-
8	295445	KARBON Denise	ITA	519	-	59 (22)	460 (1)	-	-
9	55576	GOERGL Elisabeth	AUT	511	103 (15)	8 (46)	319 (2)	81 (12)	-
10	106022	JANYK Britt	CAN	361	264 (2)	-	2 (52)	95 (10)	-
11	55069	GOETSCHL Renate	AUT	351	255 (3)	-	-	96 (9)	-
12	155415	ZAHROBSKA Sarka	CZE	332	-	256 (5)	49 (22)	27 (23)	-
13	195671	JACQUEMOD Ingrid	FRA	331	147 (7)	-	128 (10)	27 (23)	29 (9)
14	705287	ZUZULOVA Veronika	SVK	321	-	311 (3)	10 (40)	-	-
15	55838	ZETTEL Kathrin	AUT	316	-	120 (10)	139 (8)	12 (28)	45 (5)
16	296259	MOELGG Manuela	ITA	292	-	58 (23)	234 (3)	-	-
17	105997	BRYDON Emily	CAN	273	125 (10)	-	-	130 (5)	18 (14)
18	205993	HOELZL Kathrin	GER	255	-	77 (17)	178 (6)	-	-
19	515560	SCHILD Martina	SUI	251	108 (14)	-	-	143 (2)	-
20	55669	HOLAUS Maria	AUT	237	119 (12)	-	-	118 (7)	-
21	295435	GIUS Nicole	ITA	228	-	70 (18)	158 (7)	-	-
22	296354	COSTAZZA Chiara	ITA	225	-	225 (6)	-	-	-
23	106402	VANDERBEEK Kelly	CAN	220	189 (5)	-	-	31 (22)	-
24	515573	AUFDENBLATTEN Fraenzi	SUI	214	127 (9)	-	-	87 (11)	-
25	505610	BORSSEN Therese	SWE	207	-	194 (8)	13 (36)	-	-
26	505760	PIETILAE-HOLMNER Maria	SWE	179	-	55 (26)	124 (11)	-	-
27	515170	STYGER Nadia	SUI	176	109 (13)	-	-	67 (15)	-
28	55759	KIRCHGASSER Michaela	AUT	168	-	94 (14)	74 (15)	-	-
29	505632	LINDELL-VIKARBY Jessica	SWE	164	-	-	60 (18)	104 (8)	-
30	537772	STIEGLER Resi	USA	156	7 (39)	111 (11)	38 (26)	-	-
31	495318	RUIZ CASTILLO Carolina	SPA	146	92 (16)	-	8 (43)	46 (17)	-
32	55750	FISCHBACHER Andrea	AUT	135	64 (21)	5 (48)	26 (27)	40 (19)	-
32	385032	JELUSIC Ana	CRO	135	-	135 (9)	-	-	-
34	55212	MEISSNITZER Alexandra	AUT	130	40 (27)	-	14 (34)	76 (13)	-
35	195972	AUBERT Sandrine	FRA	113	2 (44)	66 (20)	-	-	45 (5)
35	295136	CECCARELLI Daniela	ITA	113	71 (20)	-	-	42 (18)	-
37	196928	WORLEY Tessa	FRA	100	-	-	100 (13)	-	-





# AUDI FIS SKI WORLD CUP 2007/08



## 3rd LADIES' SUPER-G OVERALL FIS WORLD CUP STANDINGS

Number of Competitors: 113

Rank	FIS Code	Name	Nation	Points	DH 5 races	SL 6 races	GS 5 races	SG 3 races	SC 1 race
38	425771	LOESETH Nina	NOR	96	–	96 (12)	–	–	–
39	515429	DUMERMUTH Monika	SUI	95	74 (19)	–	–	21 (25)	–
40	515639	CAMASTRAL Aita	SUI	91	–	91 (15)	–	–	–
40	296008	MERIGHETTI Daniela	ITA	91	86 (17)	–	–	5 (37)	–
42	505679	HANSDOTTER Frida	SWE	90	–	82 (16)	8 (43)	–	–
43	565268	DREV Ana	SLO	86	–	17 (40)	65 (16)	4 (40)	–
44	55898	BREM Eva-Maria	AUT	84	–	–	60 (18)	–	24 (11)
44	515766	SUTER Fabienne	SUI	84	–	–	16 (33)	68 (14)	–
46	55947	FENNINGER Anna	AUT	74	–	–	4 (49)	20 (26)	50 (4)
47	296472	FANCHINI Elena	ITA	70	59 (23)	–	–	11 (32)	–
48	515619	GINI Sandra	SUI	67	–	67 (19)	–	–	–
48	196460	MARCHAND-ARVIER Marie	FRA	67	64 (21)	–	–	3 (41)	–
50	537582	COOK Stacey	USA	62	19 (32)	–	3 (51)	20 (26)	20 (13)
51	206035	CHMELAR Fanny	GER	56	–	56 (24)	–	–	–
51	385027	FLEISS Nika	CRO	56	–	56 (24)	–	–	–
51	55588	RUMPFHUBER Ingrid	AUT	56	56 (24)	–	–	–	–
54	195912	DE LEYMARIE Florine	FRA	55	–	55 (26)	–	–	–
55	225206	ALCOTT Chemmy	GBR	54	24 (28)	–	25 (28)	5 (37)	–
55	296476	ALFIERI Camilla	ITA	54	–	–	54 (20)	–	–
57	205218	REBENSBURG Viktoria	GER	53	–	–	53 (21)	–	–
58	55691	SPONRING Christine	AUT	52	12 (33)	–	–	8 (34)	32 (8)
59	515747	GISIN Dominique	SUI	48	45 (25)	–	–	3 (41)	–
60	515733	BONJOUR Aline	SUI	47	–	37 (31)	10 (40)	–	–
61	196016	DAUTHERIVES Claire	FRA	46	–	46 (28)	–	–	–
61	565243	MAZE Tina	SLO	46	–	–	13 (36)	33 (21)	–
63	355040	NIGG Marina	LIE	44	–	44 (29)	–	–	–
64	206175	STECHELT Gina	GER	42	42 (26)	–	–	–	–
65	196179	BERTRAND Marion	FRA	41	–	–	41 (23)	–	–
65	536884	LUDLOW Libby	USA	41	8 (37)	–	21 (30)	12 (28)	–
67	55539	BERGER Silvia	AUT	40	–	–	–	40 (19)	–
67	55888	TRIENDL Katrin	AUT	40	–	40 (30)	–	–	–
69	565315	ROBNIK Mateja	SLO	39	–	–	39 (24)	–	–
70	515692	GRAND Rabea	SUI	37	1 (45)	10 (45)	–	–	26 (10)
71	297134	BORSOTTI Camilla	ITA	36	–	–	–	–	36 (7)
72	196573	REVILLET Aurelie	FRA	34	12 (33)	–	–	7 (35)	15 (16)
73	516005	HANGL Celina	SUI	33	–	33 (32)	–	–	–
73	206099	PERNER Nina	GER	33	–	33 (32)	–	–	–

20-01-2008 / Cortina d'Ampezzo (ITA) / 5544

Page 2/4

www.fis-ski.com

Generation Date: SUN 20 JAN 2008

Time: 13:01

Document: 25B 1.0







# AUDI FIS SKI WORLD CUP 2007/08



## 3rd LADIES' SUPER-G OVERALL FIS WORLD CUP STANDINGS

Number of Competitors: 113

Rank	FIS Code	Name	Nation	Points	DH 5 races	SL 6 races	GS 5 races	SG 3 races	SC 1 race
75	205168	DUERR Katharina	GER	29	-	29 (34)	-	-	-
76	205636	BERGMANN Monika	GER	27	-	27 (35)	-	-	-
77	206160	RIESCH Susanne	GER	26	-	26 (36)	-	-	-
78	206078	FERNSEBNER Carolin	GER	25	-	5 (48)	20 (31)	-	-
78	295342	PUTZER Karen	ITA	25	-	-	25 (28)	-	-
80	515409	BERTHOD Sylviane	SUI	23	23 (29)	-	-	-	-
80	55885	STRENG Simone	AUT	23	-	23 (37)	-	-	-
82	515348	BORGHI Catherine	SUI	22	22 (30)	-	-	-	-
82	155194	KURFUERSTOVA Eva	CZE	22	-	22 (38)	-	-	-
82	565261	ROBNIK Petra	SLO	22	-	-	-	-	22 (12)
82	296473	SIORPAES Wendy	ITA	22	22 (30)	-	-	-	-
86	538305	SMITH Leanne	USA	20	8 (37)	-	-	12 (28)	-
86	206173	SPRINGL Monika	GER	20	-	-	20 (31)	-	-
88	505449	BENT Nike	SWE	17	6 (41)	-	-	11 (32)	-
89	565320	FERK Marusa	SLO	16	-	16 (41)	-	-	-
89	315149	LOLOVIC Jelena	SRB	16	-	4 (51)	12 (38)	-	-
89	515587	PUENCHERA Jessica	SUI	16	-	-	-	-	16 (15)
92	296509	CURTONI Irene	ITA	15	-	15 (42)	-	-	-
93	538284	MCJAMES Megan	USA	14	-	-	14 (34)	-	-
94	435142	KARASINSKA Katarzyna	POL	12	-	12 (43)	-	-	-
94	296769	LONGHINI Hilary	ITA	12	-	-	7 (45)	5 (37)	-
94	355050	WEIRATHER Tina	LIE	12	-	-	12 (38)	-	-
94	55596	WILHELM Kathrin	AUT	12	12 (33)	-	-	-	-
98	425432	MUELLER Anne Marie	NOR	11	-	11 (44)	-	-	-
99	296431	STUFFER Verena	ITA	10	10 (36)	-	-	-	-
100	537230	KELLEY Jessica	USA	9	-	-	9 (42)	-	-
101	295265	CERESA Annalisa	ITA	7	-	7 (47)	-	-	-
101	55818	KOEHLE Stefanie	AUT	7	-	-	7 (45)	-	-
101	296427	SCHNARF Johanna	ITA	7	7 (39)	-	-	-	-
104	515806	KAMER Nadja	SUI	6	-	-	-	6 (36)	-
105	196726	BARTHET Anne-Sophie	FRA	5	-	-	5 (47)	-	-
105	435210	GASIENICA DANIEL A.	POL	5	-	-	5 (47)	-	-
105	106465	LAWRENCE Sherry	CAN	5	5 (42)	-	-	-	-
105	185271	LEINONEN Sanni	FIN	5	-	5 (48)	-	-	-
109	196851	BERTRAND Olivia	FRA	4	-	-	4 (49)	-	-
110	515841	BERTHOD Pascale	SUI	3	-	3 (52)	-	-	-
110	505886	KLING Kajsa	SWE	3	-	-	-	3 (41)	-

20-01-2008 / Cortina d'Ampezzo (ITA) / 5544

Page 3/4

www.fis-ski.com

Generation Date: SUN 20 JAN 2008

Time: 13:01

Document: 25B 1.0





# AUDI FIS SKI WORLD CUP 2007/08



## 3rd LADIES' SUPER-G OVERALL FIS WORLD CUP STANDINGS

Number of Competitors: 113

Rank	FIS Code	Name	Nation	Points	DH 5 races	SL 6 races	GS 5 races	SG 3 races	SC 1 race
110	55970	SCHMIDHOFER Nicole	AUT	3	3 (43)	-	-	-	-
113	106633	GOODMAN Anna	CAN	2	-	2 (53)	-	-	-

### LEGEND

**SC** Super Combined points   **SG** Super-G points   **DH** Downhill points   **Points** Overall points   **SL** Slalom points  
**GS** Giant Slalom points

20-01-2008 / Cortina d'Ampezzo (ITA) / 5544

Page 4/4

[www.fis-ski.com](http://www.fis-ski.com)

Generation Date: SUN 20 JAN 2008

Time: 13:01

Document: 25B 1.0





# AUDI FIS SKI WORLD CUP 2007/08



## 3rd LADIES' SUPER-G LADIES FIS NATION CUP

Number of Nations: 19

Place	Nation	Points	Diff.	DH	SL	GS	SG	SC
1	AUT <b>Austria</b>	<b>3584</b>		862	1055	873	643	151
2	ITA <b>Italy</b>	<b>1726</b>	- 1858	255	434	938	63	36
3	USA <b>United States</b>	<b>1624</b>	- 1960	629	196	378	241	180
4	SWE <b>Sweden</b>	<b>1241</b>	- 2343	235	427	310	269	-
5	SUI <b>Switzerland</b>	<b>1213</b>	- 2371	509	241	26	395	42
6	GER <b>Germany</b>	<b>1179</b>	- 2405	181	470	310	138	80
7	CAN <b>Canada</b>	<b>861</b>	- 2723	583	2	2	256	18
8	FRA <b>France</b>	<b>796</b>	- 2788	225	167	278	37	89
9	FIN <b>Finland</b>	<b>538</b>	- 3046	-	312	226	-	-
10	CZE <b>Czech Republic</b>	<b>354</b>	- 3230	-	278	49	27	-
11	SVK <b>Slovakia</b>	<b>321</b>	- 3263	-	311	10	-	-
12	SLO <b>Slovenia</b>	<b>209</b>	- 3375	-	33	117	37	22
13	CRO <b>Croatia</b>	<b>191</b>	- 3393	-	191	-	-	-
14	SPA <b>Spain</b>	<b>146</b>	- 3438	92	-	8	46	-
15	NOR <b>Norway</b>	<b>107</b>	- 3477	-	107	-	-	-
16	LIE <b>Liechtenstein</b>	<b>56</b>	- 3528	-	44	12	-	-
17	GBR <b>Great Britain</b>	<b>54</b>	- 3530	24	-	25	5	-
18	POL <b>Poland</b>	<b>17</b>	- 3567	-	12	5	-	-
19	SRB <b>Serbia</b>	<b>16</b>	- 3568	-	4	12	-	-





# AUDI FIS SKI WORLD CUP 2007/08



## 3rd LADIES' SUPER-G FIS OVERALL NATION CUP

Number of Nations: 22

Place	Nation	Overall			DH Points			SL Points			GS Points			SG Points			SC Points		
		M+W	M	W	M+W	M	W	M+W	M	W	M+W	M	W	M+W	M	W	M+W	M	W
1	AUT	7516	3932	3584	1994	1132	862	1816	761	1055	1731	858	873	1652	1009	643	323	172	151
2	SUI	3759	2546	1213	1292	783	509	555	314	241	676	650	26	936	541	395	300	258	42
3	ITA	3681	1955	1726	695	440	255	913	479	434	1537	599	938	388	325	63	148	112	36
4	USA	3460	1836	1624	1407	778	629	460	264	196	747	369	378	435	194	241	411	231	180
5	CAN	2080	1219	861	1138	555	583	25	23	2	223	221	2	662	406	256	32	14	18
6	FRA	2008	1212	796	435	210	225	663	496	167	529	251	278	53	16	37	328	239	89
7	SWE	1955	714	1241	270	35	235	854	427	427	425	115	310	269	-	269	137	137	-
8	GER	1426	247	1179	216	35	181	669	199	470	310	-	310	151	13	138	80	-	80
9	FIN	959	421	538	-	-	-	432	120	312	527	301	226	-	-	-	-	-	-
10	SLO	735	526	209	189	189	-	150	117	33	175	58	117	140	103	37	81	59	22
11	NOR	495	388	107	32	32	-	163	56	107	150	150	-	105	105	-	45	45	-
12	CZE	442	88	354	-	-	-	306	28	278	49	-	49	27	-	27	60	60	-
13	CRO	441	250	191	15	15	-	322	131	191	-	-	-	19	19	-	85	85	-
14	LIE	366	310	56	133	133	-	44	-	44	15	3	12	174	174	-	-	-	-
15	SVK	321	-	321	-	-	-	311	-	311	10	-	10	-	-	-	-	-	-
16	SPA	146	-	146	92	-	92	-	-	-	8	-	8	46	-	46	-	-	-
17	JPN	76	76	-	-	-	-	76	76	-	-	-	-	-	-	-	-	-	-
18	GBR	54	-	54	24	-	24	-	-	-	25	-	25	5	-	5	-	-	-
19	POL	17	-	17	-	-	-	12	-	12	5	-	5	-	-	-	-	-	-
20	SRB	16	-	16	-	-	-	4	-	4	12	-	12	-	-	-	-	-	-
21	AUS	8	8	-	4	4	-	-	-	-	-	-	-	-	-	-	4	4	-
22	BUL	7	7	-	-	-	-	7	7	-	-	-	-	-	-	-	-	-	-





# AUDI FIS SKI WORLD CUP 2007/08



## AFTER 3rd LADIES' SUPER-G MANUFACTURERS STANDINGS LADIES

Number of Manufacturers: 7

Place	Manufacturer	Points	Diff.	DH	SL	GS	SG	SC
1	Voelkl	2045		540	680	395	430	-
2	Rossignol	1805	- 240	585	485	345	230	160
3	Atomic	1250	- 795	315	625	205	60	45
4	Head	1075	- 970	110	370	290	175	130
5	Fischer	685	- 1360	-	40	600	-	45
6	Salomon	595	- 1450	325	-	40	230	-
7	Dynastar	50	- 1995	-	50	-	-	-





# AUDI FIS SKI WORLD CUP 2007/08



## AFTER 3rd LADIES' SUPER-G MANUFACTURERS STANDINGS OVERALL

Number of Manufacturers: 11

Place	Manufacturer	Overall			DH Points			SL Points			GS Points			SG Points			SC Points		
		M+W	M	W	M+W	M	W	M+W	M	W	M+W	M	W	M+W	M	W	M+W	M	W
1	Atomic	<b>3970</b>	2720	1250	<b>745</b>	430	315	<b>1145</b>	520	625	<b>1110</b>	905	205	<b>655</b>	595	60	<b>315</b>	270	45
2	Rossignol	<b>3200</b>	1395	1805	<b>975</b>	390	585	<b>855</b>	370	485	<b>580</b>	235	345	<b>320</b>	90	230	<b>470</b>	310	160
3	Head	<b>2965</b>	1890	1075	<b>1120</b>	1010	110	<b>415</b>	45	370	<b>395</b>	105	290	<b>795</b>	620	175	<b>240</b>	110	130
4	Voelkl	<b>2190</b>	145	2045	<b>540</b>	-	540	<b>825</b>	145	680	<b>395</b>	-	395	<b>430</b>	-	430	-	-	-
5	Fischer	<b>2175</b>	1490	685	<b>130</b>	130	-	<b>605</b>	565	40	<b>1235</b>	635	600	<b>160</b>	160	-	<b>45</b>	-	45
6	Salomon	<b>595</b>	-	595	<b>325</b>	-	325	-	-	-	<b>40</b>	-	40	<b>230</b>	-	230	-	-	-
7	Nordica	<b>280</b>	280	-	<b>180</b>	180	-	<b>100</b>	100	-	-	-	-	-	-	-	-	-	-
8	Stoeckli	<b>180</b>	180	-	<b>130</b>	130	-	-	-	-	-	-	-	<b>50</b>	50	-	-	-	-
9	Elan	<b>105</b>	105	-	-	-	-	<b>45</b>	45	-	-	-	-	-	-	-	<b>60</b>	60	-
10	Blizzard	<b>90</b>	90	-	-	-	-	<b>90</b>	90	-	-	-	-	-	-	-	-	-	-
11	Dynastar	<b>50</b>	-	50	-	-	-	<b>50</b>	-	50	-	-	-	-	-	-	-	-	-

