



**AUDI FIS SKI WORLD CUP 2007/08**  
**Whistler, BC (CAN)**



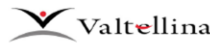
8th LADIES' DOWNHILL

TUE 19 FEB 2008

**ALPHABETICAL LIST OF COMPETITORS TRAINING 1**

Number of Competitors: 51, Number of NOCs: 13

Nation	FIS Code	Name	FIS Points (8th of February 2008 – List 8)							
			DH	SL	GS	SG	SC			
<b>AUT</b> (9)	55750	<b>FISCHBACHER Andrea</b>	5.05 (16)	20.00 (151)	5.99 (30)	4.18 (13)	22.60 (93)			
	55576	<b>GOERGL Elisabeth</b>	4.52 (12)	20.21 (153)	1.99 (2)	2.04 (7)	5.25 (15)			
	55069	<b>GOETSCHL Renate</b>	0.96 (2)	46.07 (598)	20.47 (162)	0.00 (1)	–			
	55690	<b>HOSP Nicole</b>	5.07 (17)	1.13 (2)	2.61 (3)	1.57 (4)	2.47 (3)			
	55212	<b>MEISSNITZER Alexandra</b>	5.64 (23)	154.34 (3298)	12.23 (73)	3.47 (11)	–			
	55588	<b>RUMPFHUBER Ingrid</b>	5.82 (26)	164.49 (3452)	28.32 (281)	23.35 (85)	–			
	55590	<b>SCHILD Marlies</b>	4.65 (13)	0.00 (1)	4.67 (13)	5.25 (21)	1.54 (2)			
	55691	<b>SPONRING Christine</b>	6.00 (31)	16.57 (104)	22.82 (185)	5.63 (24)	5.36 (18)			
	55596	<b>WILHELM Kathrin</b>	14.70 (40)	166.12 (3487)	19.68 (154)	19.77 (62)	–			
<b>CAN</b> (5)	105997	<b>BRYDON Emily</b>	4.22 (9)	33.96 (344)	18.48 (139)	1.49 (3)	4.31 (11)			
	106410	<b>DESFORGES Emilie</b>	35.47 (101)	24.40 (212)	15.13 (98)	24.41 (89)	27.67 (119)			
	106022	<b>JANYK Britt</b>	3.65 (5)	31.40 (314)	17.39 (122)	2.89 (10)	25.97 (110)			
	106662	<b>POLESCHUK Danielle</b>	37.57 (112)	35.77 (385)	58.91 (994)	52.99 (344)	25.76 (109)			
	106402	<b>VANDERBEEK Kelly</b>	3.93 (7)	115.84 (2416)	37.33 (457)	4.52 (18)	–			
<b>FRA</b> (5)	195972	<b>AUBERT Sandrine</b>	40.47 (124)	5.69 (23)	30.21 (299)	30.09 (128)	5.30 (16)			
	195671	<b>JACQUEMOD Ingrid</b>	3.89 (6)	32.83 (329)	4.42 (11)	5.32 (22)	4.15 (10)			
	196460	<b>MARCHAND-ARVIER Marie</b>	4.82 (15)	37.86 (417)	19.68 (154)	14.94 (42)	5.94 (27)			
	196573	<b>REVILLET Aurelie</b>	20.57 (55)	78.78 (1456)	35.62 (423)	26.62 (106)	31.26 (136)			
	195983	<b>ROLLAND Marion</b>	27.94 (80)	64.05 (1038)	46.52 (659)	25.55 (97)	30.83 (133)			
<b>GBR</b> (1)	225206	<b>ALCOTT Chemmy</b>	8.29 (34)	23.89 (208)	12.50 (75)	25.68 (98)	5.72 (23)			
<b>GER</b> (2)	206001	<b>RIESCH Maria</b>	4.32 (10)	4.08 (8)	5.92 (28)	1.23 (2)	3.60 (6)			
	206175	<b>STECHELT Gina</b>	21.54 (58)	24.50 (213)	17.70 (126)	14.05 (41)	13.92 (52)			
<b>ITA</b> (8)	297134	<b>BORSOTTI Camilla</b>	38.58 (115)	21.33 (171)	30.54 (308)	29.75 (124)	5.61 (21)			
	296472	<b>FANCHINI Elena</b>	5.84 (28)	138.31 (2979)	24.32 (207)	20.93 (74)	15.46 (58)			
	296729	<b>FANCHINI Nadia</b>	6.00 (31)	51.67 (733)	6.00 (32)	5.90 (29)	–			
	296763	<b>HOFER Larissa</b>	33.70 (94)	54.30 (792)	30.90 (316)	40.32 (217)	26.67 (112)			
	296008	<b>MERIGHETTI Daniela</b>	5.43 (20)	17.85 (114)	19.02 (145)	24.86 (93)	23.15 (98)			
	296427	<b>SCHNARF Johanna</b>	22.33 (61)	20.02 (152)	16.78 (117)	22.69 (80)	5.58 (20)			
	296473	<b>SIORPAES Wendy</b>	20.83 (56)	60.29 (943)	27.80 (275)	21.43 (76)	22.26 (88)			
	296431	<b>STUFFER Verena</b>	21.17 (57)	92.11 (1828)	8.87 (47)	30.00 (127)	–			



## ALPHABETICAL LIST OF COMPETITORS TRAINING 1

Number of Competitors: 51, Number of NOCs: 13

Nation	FIS Code	Name	FIS Points (8th of February 2008 – List 8)									
			DH		SL		GS		SG		SC	
<b>MON</b> (1)	375018	<b>COLETTI Alexandra</b>	28.67	(81)	47.72	(646)	22.68	(183)	32.69	(146)	34.06	(153)
	<b>SLO</b> (2)	565243	<b>MAZE Tina</b>	5.76	(24)	39.43	(442)	12.38	(74)	4.43	(15)	5.99
565261		<b>ROBNIK Petra</b>	26.94	(75)	15.01	(87)	27.36	(271)	23.69	(87)	4.97	(13)
<b>SPA</b> (1)	495318	<b>RUIZ CASTILLO Carolina</b>	5.56	(22)	59.68	(937)	14.18	(92)	5.39	(23)	–	
<b>SRB</b> (1)	315149	<b>LOLOVIC Jelena</b>	57.49	(195)	13.21	(69)	12.63	(78)	36.02	(176)	35.72	(160)
<b>SUI</b> (7)	515573	<b>AUFDENBLATTEN Fraenzi</b>	4.74	(14)	46.27	(603)	11.45	(61)	4.06	(12)	–	
	515429	<b>DUMERMUTH Monika</b>	5.37	(19)	356.61	(4630)	16.35	(108)	5.99	(30)	–	
	515747	<b>GISIN Dominique</b>	5.26	(18)	48.71	(675)	23.56	(202)	26.21	(105)	32.42	(145)
	515692	<b>GRAND Rabea</b>	25.62	(70)	12.06	(59)	16.59	(110)	49.35	(303)	5.22	(14)
	515587	<b>PUENCHERA Jessica</b>	64.74	(232)	23.08	(194)	48.26	(714)	26.17	(103)	24.64	(102)
	515560	<b>SCHILD Martina</b>	5.48	(21)	293.36	(4445)	19.06	(146)	2.81	(9)	–	
	515170	<b>STYGER Nadia</b>	4.32	(10)	211.29	(4028)	20.45	(161)	4.45	(16)	–	
<b>SWE</b> (3)	505449	<b>BENT Nike</b>	17.30	(51)	13.55	(72)	19.31	(149)	19.84	(63)	5.83	(24)
	505632	<b>LINDELL-VIKARBY Jessica</b>	33.28	(93)	27.21	(248)	5.67	(19)	4.50	(17)	22.46	(91)
	505483	<b>PAERSON Anja</b>	2.84	(4)	5.01	(11)	4.83	(14)	1.75	(5)	3.93	(8)
<b>USA</b> (6)	537582	<b>COOK Stacey</b>	16.68	(49)	29.07	(276)	14.77	(96)	5.73	(25)	5.66	(22)
	536884	<b>LUDLOW Libby</b>	35.69	(103)	301.57	(4480)	8.00	(44)	5.99	(30)	–	
	537545	<b>MANCUSO Julia</b>	2.82	(3)	5.79	(26)	2.94	(6)	2.19	(8)	0.00	(1)
	538038	<b>MARSHALL Chelsea</b>	22.44	(62)	23.72	(203)	23.22	(196)	32.08	(139)	12.79	(47)
	538305	<b>SMITH Leanne</b>	27.74	(78)	22.44	(188)	18.28	(135)	20.41	(67)	26.73	(113)
	537544	<b>VONN Lindsey</b>	0.00	(1)	16.54	(102)	5.38	(16)	1.87	(6)	2.47	(3)

<b>LEGEND</b>	<b>DH</b> Downhill	<b>SL</b> Slalom	<b>GS</b> Giant Slalom	<b>SG</b> Super-G	<b>SC</b> Super Combined
---------------	--------------------	------------------	------------------------	-------------------	--------------------------

19-02-2008 / Whistler, BC (CAN) / 5937

Page 2/2

Data Processing by LONGINES

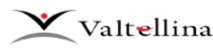
www.fis-ski.com

LONGINES Timing

Generation Date: MON 18 FEB 2008

Time: 19:40

Document: 32E 1.0





**AUDI FIS SKI WORLD CUP 2007/08**  
**Whistler, BC (CAN)**



8th LADIES' DOWNHILL

TUE 19 FEB 2008  
 Start Time: 10:30

**DRAW LIST BY POINTS TRAINING 1**

Number of Competitors: 51, Number of NOCs: 13    Ranked 100 in the FIS List: **WEYRICH C.**    FIS Pts: **35.45**

No.	FIS Code	Name	Nation	WCSL-DH	WCSL-O	FIS-DH
1	537544	VONN Lindsey	USA	716 (1)	1246 (3)	0.00 (1)
2	55069	GOETSCHL Renate	AUT	545 (2)	906 (8)	0.96 (2)
3	505483	PAERSON Anja	SWE	373 (3)	1068 (5)	2.84 (4)
4	537545	MANCUSO Julia	USA	341 (4)	1242 (4)	2.82 (3)
5	106402	VANDERBEEK Kelly	CAN	337 (5)	451 (18)	3.93 (7)
6	106022	JANYK Britt	CAN	332 (6)	555 (15)	3.65 (5)
7	195671	JACQUEMOD Ingrid	FRA	276 (7)	630 (13)	3.89 (6)
8	515170	STYGER Nadia	SUI	263 (8)	405 (21)	4.32 (10)
9	206001	RIESCH Maria	GER	255 (9)	1039 (6)	4.32 (9)
10	105997	BRYDON Emily	CAN	246 (11)	611 (14)	4.22 (8)
11	55576	GOERGL Elisabeth	AUT	214 (12)	1013 (7)	4.52 (11)
12	55590	SCHILD Marlies	AUT	189 (13)	1323 (2)	4.65 (12)
13	515573	AUFDENBLATTEN Fraenzi	SUI	189 (13)	323 (28)	4.74 (13)
14	196460	MARCHAND-ARVIER Marie	FRA	172 (15)	237 (34)	4.82 (14)
15	55690	HOSP Nicole	AUT	158 (16)	1479 (1)	5.07 (16)
16	+400 55750	FISCHBACHER Andrea	AUT	149 (18)	436 (19)	5.05 (15)
17	515747	GISIN Dominique	SUI	152 (17)	164 (42)	5.26 (17)
18	296008	MERIGHETTI Daniela	ITA	136 (19)	166 (40)	5.43 (19)
19	515560	SCHILD Martina	SUI	135 (20)	357 (25)	5.48 (20)
20	515429	DUMERMUTH Monika	SUI	129 (21)	165 (41)	5.37 (18)
21	565243	MAZE Tina	SLO	120 (22)	311 (30)	5.76 (23)
22	495318	RUIZ CASTILLO Carolina	SPA	114 (23)	202 (38)	5.56 (21)
23	296729	FANCHINI Nadia	ITA	109 (24)	150 (43)	6.00 (27)
24	296472	FANCHINI Elena	ITA	105 (25)	124 (52)	5.84 (25)
25	55212	MEISSNITZER Alexandra	AUT	104 (26)	324 (27)	5.64 (22)
26	55588	RUMPFHUBER Ingrid	AUT	89 (27)	90 (62)	5.82 (24)
27	296431	STUFFER Verena	ITA	58 (33)	58 (81)	21.17 (34)
28	537582	COOK Stacey	USA	55 (34)	147 (44)	16.68 (30)
29	206175	STECHELT Gina	GER	53 (35)	81 (65)	21.54 (35)
30	225206	ALCOTT Chemmy	GBR	49 (36)	142 (47)	8.29 (28)
31	55691	SPONRING Christine	AUT	30 (43)	145 (45)	6.00 (26)
32	55596	WILHELM Kathrin	AUT	40 (37)	56 (85)	14.70 (29)
33	505449	BENT Nike	SWE	27 (44)	73 (69)	17.30 (31)
34	196573	REVILLET Aurelie	FRA	40 (37)	63 (75)	20.57 (32)
35	296473	SIORPAES Wendy	ITA	34 (41)	50 (88)	20.83 (33)
36	296427	SCHNARF Johanna	ITA	14 (48)	58 (81)	22.33 (36)

19-02-2008 / Whistler, BC (CAN) / 5937

Page 1/2

Data Processing by LONGINES

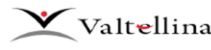
www.fis-ski.com

LONGINES Timing

Generation Date: MON 18 FEB 2008

Time: 19:40

Document: 45B 1.0





AUDI FIS SKI WORLD CUP 2007/08  
Whistler, BC (CAN)



8th LADIES' DOWNHILL

TUE 19 FEB 2008  
Start Time: 10:30

DRAW LIST BY POINTS TRAINING 1

Number of Competitors: 51, Number of NOCs: 13 Ranked 100 in the FIS List: WEYRICH C. FIS Pts: 35.45

No.	FIS Code	Name	Nation	WCSL-DH	WCSL-O	FIS-DH
37	538038	MARSHALL Chelsea	USA	32 (42)	32 (98)	22.44 (37)
38	515692	GRAND Rabea	SUI	1 (65)	67 (72)	25.62 (38)
39	565261	ROBNIK Petra	SLO	-	63 (75)	26.94 (39)
40	538305	SMITH Leanne	USA	8 (51)	24 (109)	27.74 (40)
41	195983	ROLLAND Marion	FRA	25 (45)	25 (107)	27.94 (41)
42	375018	COLETTI Alexandra	MON	12 (49)	14 (130)	28.67 (42)
43	505632	LINDELL-VIKARBY Jessica	SWE	1 (65)	224 (36)	33.28 (43)
44	296763	HOFER Larissa	ITA	-	-	33.70 (44)
45	106410	DESFORGES Emilie	CAN	-	4 (148)	> 35.47 (45)
46	536884	LUDLOW Libby	USA	8 (51)	60 (79)	> 35.69 (46)
47	106662	POLESCHUK Danielle	CAN	-	-	> 37.57 (47)
48	297134	BORSOTTI Camilla	ITA	-	39 (94)	> 38.58 (48)
49	195972	AUBERT Sandrine	FRA	2 (61)	143 (46)	> 40.47 (49)
50	315149	LOLOVIC Jelena	SRB	-	22 (115)	> 57.49 (50)
51	515587	PUENCHERA Jessica	SUI	-	20 (118)	> 64.74 (51)

<b>LEGEND</b>			
<b>+400</b>	More than 400 points on WCSL-O after 15th place or after 30th place	<b>WCSL-O</b>	Overall WCSL points
<b>WCSL-DH</b>	World Cup Start List points for Downhill	<b>No.</b>	Control Number
<b>FIS-DH</b>	FIS points for Downhill		

19-02-2008 / Whistler, BC (CAN) / 5937

Page 2/2

Data Processing by LONGINES

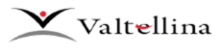
www.fis-ski.com

LONGINES Timing

Generation Date: MON 18 FEB 2008

Time: 19:40

Document: 45B 1.0





**AUDI FIS SKI WORLD CUP 2007/08**  
**Whistler, BC (CAN)**



**8th LADIES' DOWNHILL**  
**START LIST TRAINING 1**

TUE 19 FEB 2008  
 Start Time: 10:30

**Jury**

<b>TD FIS</b>	P. KROGOLL	GER
<b>Referee</b>	A. SKAARDAL	FIS
<b>Assistant Referee</b>	J. TISCHHAUSER	FIS
<b>Chief of Race</b>	B. HOLLIDAY	CAN

**Technical Data**

<b>Course Name</b>	Franz's Downhill
<b>Start Altitude</b>	1595 m
<b>Finish Altitude</b>	825 m
<b>Vertical Drop</b>	770 m
<b>Course Length</b>	
<b>Homologation Number</b>	8651/11/07

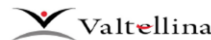
**Race Information**

<b>Course Setter</b>	J. TISCHHAUSER	FIS
<b>Number of Gates</b>	38	
<b>Start Time</b>	10:30	
<b>Forerunners</b>	A - L.-P. HELIE	CAN
	B - B. LEMAN	CAN
	C - S. MACDONALD	CAN
	D - C. PRIDY	CAN
	E - M. PRIDY	CAN

F - S. REY	CAN
G - K. SERWA	CAN
H - B. SPENCE	CAN
I - B. THOMSEN	CAN

**Number of Competitors: 51**

Bib	FIS Code	Name	Year of Birth	Nation	Time	Ski
1	296729	FANCHINI Nadia	1986	ITA		Dynastar
2	225206	ALCOTT Chemmy	1982	GBR		Voelkl
3	296008	MERIGHETTI Daniela	1981	ITA		Salomon
4	296472	FANCHINI Elena	1985	ITA		Dynastar
5	55690	HOSP Nicole	1983	AUT		Voelkl
6	196460	MARCHAND-ARVIER Marie	1985	FRA		Salomon
7	515573	AUFDENBLATTEN Fraenzi	1981	SUI		Rossignol
8	55069	GOETSCHL Renate	1975	AUT		Atomic
9	55576	GOERGL Elisabeth	1981	AUT		Head
10	206001	RIESCH Maria	1984	GER		Head
11	105997	BRYDON Emily	1980	CAN		Salomon
12	505483	PAERSON Anja	1981	SWE		Salomon
13	515170	STYGER Nadia	1978	SUI		Voelkl
14	537545	MANCUSO Julia	1984	USA		Rossignol
15	195671	JACQUEMOD Ingrid	1978	FRA		Salomon
16	537544	VONN Lindsey	1984	USA		Rossignol
17	106402	VANDERBEEK Kelly	1983	CAN		Voelkl
18	55590	SCHILD Marlies	1981	AUT		Atomic
19	106022	JANYK Britt	1980	CAN		Voelkl
20	55750	FISCHBACHER Andrea	1985	AUT		Atomic



**Number of Competitors: 51**

<b>Bib</b>	<b>FIS Code</b>	<b>Name</b>	<b>Year of Birth</b>	<b>Nation</b>	<b>Time</b>	<b>Ski</b>
21	55212	MEISSNITZER Alexandra	1973	AUT		Voelkl
22	55588	RUMPFHUBER Ingrid	1981	AUT		Blizzard
23	515560	SCHILD Martina	1981	SUI		Voelkl
24	537582	COOK Stacey	1984	USA		Rossignol
25	565243	MAZE Tina	1983	SLO		Rossignol
26	206175	STECHELT Gina	1987	GER		Voelkl
27	495318	RUIZ CASTILLO Carolina	1981	SPA		Salomon
28	515429	DUMERMUTH Monika	1977	SUI		Stoeckli
29	515747	GISIN Dominique	1985	SUI		Voelkl
30	296431	STUFFER Verena	1984	ITA		Fischer
31	55691	SPONRING Christine	1983	AUT		Head
32	55596	WILHELM Kathrin	1981	AUT		Rossignol
33	505449	BENT Nike	1981	SWE		Rossignol
34	196573	REVILLET Aurelie	1986	FRA		Salomon
35	296473	SIORPAES Wendy	1985	ITA		Voelkl
36	296427	SCHNARF Johanna	1984	ITA		Voelkl
37	538038	MARSHALL Chelsea	1986	USA		Dynastar
38	515692	GRAND Rabea	1984	SUI		Head
39	565261	ROBNIK Petra	1984	SLO		Rossignol
40	538305	SMITH Leanne	1987	USA		Dynastar
41	195983	ROLLAND Marion	1982	FRA		Rossignol
42	375018	COLETTI Alexandra	1983	MON		Voelkl
43	505632	LINDELL-VIKARBY Jessica	1984	SWE		Rossignol
44	296763	HOFER Larissa	1986	ITA		Atomic
45	106410	DESFORGES Emilie	1983	CAN		Head
46	536884	LUDLOW Libby	1981	USA		Voelkl
47	106662	POLESCHUK Danielle	1986	CAN		
48	297134	BORSOTTI Camilla	1988	ITA		Salomon
49	195972	AUBERT Sandrine	1982	FRA		Fischer
50	315149	LOLOVIC Jelena	1981	SRB		Rossignol
51	515587	PUENCHERA Jessica	1982	SUI		Head





**AUDI FIS SKI WORLD CUP 2007/08**  
**Whistler, BC (CAN)**



8th LADIES' DOWNHILL  
**RESULTS TRAINING 1 BY RANK**

TUE 19 FEB 2008  
 Start Time: 10:30

**Jury**

<b>TD FIS</b>	P. KROGOLL	GER
<b>Referee</b>	A. SKAARDAL	FIS
<b>Assistant Referee</b>	J. TISCHHAUSER	FIS
<b>Chief of Race</b>	B. HOLLIDAY	CAN

**Technical Data**

<b>Course Name</b>	Franz's Downhill
<b>Start Altitude</b>	1595 m
<b>Finish Altitude</b>	825 m
<b>Vertical Drop</b>	770 m
<b>Course Length</b>	2879 m
<b>Homologation Number</b>	8651/11/07

**Race Information**

<b>Course Setter</b>	J. TISCHHAUSER	FIS
<b>Number of Gates</b>	38	
<b>Start Time</b>	10:30	
<b>Forerunners</b>	A - L.-P. HELIE	CAN
	B - B. LEMAN	CAN
	C - S. MACDONALD	CAN
	D - C. PRIDY	CAN
	E - M. PRIDY	CAN

F - S. REY	CAN
G - K. SERWA	CAN
H - B. SPENCE	CAN
I - B. THOMSEN	CAN

**Weather:** Sunny **Snow:** Hard **Temperature – Start:** 2 °C **Finish:** -3 °C

**Number of Competitors:** 51

Rank	Bib	FIS Code	Name	Year of Birth	Nation	Time	Diff.	Dist. (m)	Ski
1	16	537544	VONN Lindsey	1984	USA	1:46.54			Rossignol
2	19	106022	JANYK Britt	1980	CAN	1:46.67	0.13	3.51	Voelkl
3	6	196460	MARCHAND-ARVIER Marie	1985	FRA	1:46.72	0.18	4.86	Salomon
4	17	106402	VANDERBEEK Kelly	1983	CAN	1:47.02	0.48	12.91	Voelkl
5	14	537545	MANCUSO Julia	1984	USA	1:47.06	0.52	13.98	Rossignol
6	10	206001	RIESCH Maria	1984	GER	1:47.14	0.60	16.12	Head
7	12	505483	PAERSON Anja	1981	SWE	1:47.16	0.62	16.66	Salomon
8	8	55069	GOETSCHL Renate	1975	AUT	1:47.19	0.65	17.46	Atomic
9	7	515573	AUFDENBLATTEN Fraenzi	1981	SUI	1:47.24	0.70	18.79	Rossignol
10	1	296729	FANCHINI Nadia	1986	ITA	1:47.29	0.75	20.13	Dynastar
11	18	55590	SCHILD Marlies	1981	AUT	1:47.41	0.87	23.32	Atomic
12	13	515170	STYGER Nadia	1978	SUI	1:47.49	0.95	25.44	Voelkl
13	27	495318	RUIZ CASTILLO Carolina	1981	SPA	1:47.65	1.11	29.69	Salomon
14	29	515747	GISIN Dominique	1985	SUI	1:47.72	1.18	31.54	Voelkl
14	20	55750	FISCHBACHER Andrea	1985	AUT	1:47.72	1.18	31.54	Atomic
16	21	55212	MEISSNITZER Alexandra	1973	AUT	1:47.87	1.33	35.50	Voelkl

#076 \_\_\_\_\_

**Number of Competitors: 51**

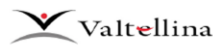
Rank	Bib	FIS Code	Name	Year of Birth	Nation	Time	Diff.	Dist. (m)	Ski
17	2	225206	ALCOTT Chemmy	1982	GBR	1:47.93	1.39	37.08	Voelkl
18	9	55576	GOERGL Elisabeth	1981	AUT	1:47.94	1.40	37.34	Head
19	5	55690	HOSP Nicole	1983	AUT	1:48.00	1.46	38.92	Voelkl
20	15	195671	JACQUEMOD Ingrid	1978	FRA	1:48.13	1.59	42.33	Salomon
21	24	537582	COOK Stacey	1984	USA	1:48.15	1.61	42.86	Rossignol
22	32	55596	WILHELM Kathrin	1981	AUT	1:48.24	1.70	45.22	Rossignol
22	22	55588	RUMPFHUBER Ingrid	1981	AUT	1:48.24	1.70	45.22	Blizzard
24	11	105997	BRYDON Emily	1980	CAN	1:48.25	1.71	45.48	Salomon
25	43	505632	LINDELL-VIKARBY Jessica	1984	SWE	1:48.27	1.73	46.00	Rossignol
26	28	515429	DUMERMUTH Monika	1977	SUI	1:48.36	1.82	48.36	Stoeckli
27	44	296763	HOFER Larissa	1986	ITA	1:48.39	1.85	49.14	Atomic
27	23	515560	SCHILD Martina	1981	SUI	1:48.39	1.85	49.14	Voelkl
29	3	296008	MERIGHETTI Daniela	1981	ITA	1:48.46	1.92	50.97	Salomon
30	4	296472	FANCHINI Elena	1985	ITA	1:48.56	2.02	53.57	Dynastar
31	34	196573	REVILLET Aurelie	1986	FRA	1:48.60	2.06	54.61	Salomon
32	26	206175	STECHELT Gina	1987	GER	1:48.83	2.29	60.58	Voelkl
33	30	296431	STUFFER Verena	1984	ITA	1:48.92	2.38	62.91	Fischer
34	40	538305	SMITH Leanne	1987	USA	1:49.06	2.52	66.52	Dynastar
34	31	55691	SPONRING Christine	1983	AUT	1:49.06	2.52	66.52	Head
36	41	195983	ROLLAND Marion	1982	FRA	1:49.22	2.68	70.64	Rossignol
37	35	296473	SIORPAES Wendy	1985	ITA	1:49.28	2.74	72.19	Voelkl
38	49	195972	AUBERT Sandrine	1982	FRA	1:49.46	2.92	76.80	Fischer
39	37	538038	MARSHALL Chelsea	1986	USA	1:49.50	2.96	77.83	Dynastar
40	39	565261	ROBNIK Petra	1984	SLO	1:49.67	3.13	82.17	Rossignol
41	33	505449	BENT Nike	1981	SWE	1:49.87	3.33	87.26	Rossignol
42	25	565243	MAZE Tina	1983	SLO	1:50.17	3.63	94.86	Rossignol
43	47	106662	POLESCHUK Danielle	1986	CAN	1:50.22	3.68	96.12	
44	42	375018	COLETTI Alexandra	1983	MON	1:50.25	3.71	96.88	Voelkl
45	46	536884	LUDLOW Libby	1981	USA	1:50.54	4.00	104.18	Voelkl
46	48	297134	BORSOTTI Camilla	1988	ITA	1:51.06	4.52	117.17	Salomon
47	38	515692	GRAND Rabea	1984	SUI	1:51.80	5.26	135.45	Head
48	51	515587	PUENCHERA Jessica	1982	SUI	1:55.95	9.41	233.65	Head
	50	315149	LOLOVIC Jelena	1981	SRB	DNS			Rossignol
	36	296427	SCHNARF Johanna	1984	ITA	DNF			Voelkl
	45	106410	DESFORGES Emilie	1983	CAN	DQ	Gate 18 Rule 629.3		Head

**Reason for disqualification:**

629.3 Does not pass through a gate correctly (art. 661.4)  
 or does not start within the time limits defined by art. 613.7

Technical Delegate:  
**P. KROGOLL (GER) #076**

**LEGEND**  
 DNS Did Not Start    DNF Did Not Finish    DQ Disqualified







**AUDI FIS SKI WORLD CUP 2007/08**  
**Whistler, BC (CAN)**



8th LADIES' DOWNHILL  
**RESULTS TRAINING 1 BY BIB**

TUE 19 FEB 2008  
 Start Time: 10:30

**Jury**

<b>TD FIS</b>	P. KROGOLL	GER
<b>Referee</b>	A. SKAARDAL	FIS
<b>Assistant Referee</b>	J. TISCHHAUSER	FIS
<b>Chief of Race</b>	B. HOLLIDAY	CAN

**Technical Data**

<b>Course Name</b>	Franz's Downhill
<b>Start Altitude</b>	1595 m
<b>Finish Altitude</b>	825 m
<b>Vertical Drop</b>	770 m
<b>Course Length</b>	2879 m
<b>Homologation Number</b>	8651/11/07

**Race Information**

<b>Course Setter</b>	J. TISCHHAUSER	FIS
<b>Number of Gates</b>	38	
<b>Start Time</b>	10:30	
<b>Forerunners</b>	A - L.-P. HELIE	CAN
	B - B. LEMAN	CAN
	C - S. MACDONALD	CAN
	D - C. PRIDY	CAN
	E - M. PRIDY	CAN

F - S. REY	CAN
G - K. SERWA	CAN
H - B. SPENCE	CAN
I - B. THOMSEN	CAN

**Weather:** Sunny **Snow:** Hard **Temperature – Start:** 2 °C **Finish:** -3 °C

**Number of Competitors:** 51

Bib	FIS Code	Name	Year of Birth	Nation	Time	Rank	Ski
1	296729	FANCHINI Nadia	1986	ITA	1:47.29	(10)	Dynastar
2	225206	ALCOTT Chemmy	1982	GBR	1:47.93	(17)	Voelkl
3	296008	MERIGHETTI Daniela	1981	ITA	1:48.46	(29)	Salomon
4	296472	FANCHINI Elena	1985	ITA	1:48.56	(30)	Dynastar
5	55690	HOSP Nicole	1983	AUT	1:48.00	(19)	Voelkl
6	196460	MARCHAND-ARVIER Marie	1985	FRA	1:46.72	(3)	Salomon
7	515573	AUFDENBLATTEN Fraenzi	1981	SUI	1:47.24	(9)	Rossignol
8	55069	GOETSCHL Renate	1975	AUT	1:47.19	(8)	Atomic
9	55576	GOERGL Elisabeth	1981	AUT	1:47.94	(18)	Head
10	206001	RIESCH Maria	1984	GER	1:47.14	(6)	Head
11	105997	BRYDON Emily	1980	CAN	1:48.25	(24)	Salomon
12	505483	PAERSON Anja	1981	SWE	1:47.16	(7)	Salomon
13	515170	STYGER Nadia	1978	SUI	1:47.49	(12)	Voelkl
14	537545	MANCUSO Julia	1984	USA	1:47.06	(5)	Rossignol
15	195671	JACQUEMOD Ingrid	1978	FRA	1:48.13	(20)	Salomon
16	537544	VONN Lindsey	1984	USA	1:46.54	(1)	Rossignol
17	106402	VANDERBEEK Kelly	1983	CAN	1:47.02	(4)	Voelkl
18	55590	SCHILD Marlies	1981	AUT	1:47.41	(11)	Atomic

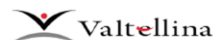
**Number of Competitors: 51**

Bib	FIS Code	Name	Year of Birth	Nation	Time	Rank	Ski
19	106022	JANYK Britt	1980	CAN	1:46.67	(2)	Voelkl
20	55750	FISCHBACHER Andrea	1985	AUT	1:47.72	(14)	Atomic
21	55212	MEISSNITZER Alexandra	1973	AUT	1:47.87	(16)	Voelkl
22	55588	RUMPFHUBER Ingrid	1981	AUT	1:48.24	(22)	Blizzard
23	515560	SCHILD Martina	1981	SUI	1:48.39	(27)	Voelkl
24	537582	COOK Stacey	1984	USA	1:48.15	(21)	Rossignol
25	565243	MAZE Tina	1983	SLO	1:50.17	(42)	Rossignol
26	206175	STECHELT Gina	1987	GER	1:48.83	(32)	Voelkl
27	495318	RUIZ CASTILLO Carolina	1981	SPA	1:47.65	(13)	Salomon
28	515429	DUMERMUTH Monika	1977	SUI	1:48.36	(26)	Stoeckli
29	515747	GISIN Dominique	1985	SUI	1:47.72	(14)	Voelkl
30	296431	STUFFER Verena	1984	ITA	1:48.92	(33)	Fischer
31	55691	SPONRING Christine	1983	AUT	1:49.06	(34)	Head
32	55596	WILHELM Kathrin	1981	AUT	1:48.24	(22)	Rossignol
33	505449	BENT Nike	1981	SWE	1:49.87	(41)	Rossignol
34	196573	REVILLET Aurelie	1986	FRA	1:48.60	(31)	Salomon
35	296473	SIORPAES Wendy	1985	ITA	1:49.28	(37)	Voelkl
36	296427	SCHNARF Johanna	1984	ITA	DNF		Voelkl
37	538038	MARSHALL Chelsea	1986	USA	1:49.50	(39)	Dynastar
38	515692	GRAND Rabea	1984	SUI	1:51.80	(47)	Head
39	565261	ROBNIK Petra	1984	SLO	1:49.67	(40)	Rossignol
40	538305	SMITH Leanne	1987	USA	1:49.06	(34)	Dynastar
41	195983	ROLLAND Marion	1982	FRA	1:49.22	(36)	Rossignol
42	375018	COLETTI Alexandra	1983	MON	1:50.25	(44)	Voelkl
43	505632	LINDELL-VIKARBY Jessica	1984	SWE	1:48.27	(25)	Rossignol
44	296763	HOFER Larissa	1986	ITA	1:48.39	(27)	Atomic
45	106410	DESFORGES Emilie	1983	CAN	DQ	Gate 18 Rule 629.3	Head
46	536884	LUDLOW Libby	1981	USA	1:50.54	(45)	Voelkl
47	106662	POLESCHUK Danielle	1986	CAN	1:50.22	(43)	
48	297134	BORSOTTI Camilla	1988	ITA	1:51.06	(46)	Salomon
49	195972	AUBERT Sandrine	1982	FRA	1:49.46	(38)	Fischer
50	315149	LOLOVIC Jelena	1981	SRB	DNS		Rossignol
51	515587	PUENCHERA Jessica	1982	SUI	1:55.95	(48)	Head

**Reason for disqualification:**

629.3 Does not pass through a gate correctly (art. 661.4)  
 or does not start within the time limits defined by art. 613.7

<b>LEGEND</b>
DNF Did Not Finish    DQ Disqualified    DNS Did Not Start





**AUDI FIS SKI WORLD CUP 2007/08**  
**Whistler, BC (CAN)**



8th LADIES' DOWNHILL

TUE 19 FEB 2008

**PERFORMANCE ANALYSIS 1 TRAINING 1**

Number of Competitors: 49

Rank	Bib	Name	Nation	Positions			Partials			Difference		Speed		
				Pos.	Time	Rank	Pos.	Time	Rank	Time	Dist(m)	Pos.	Km/h	Rank
1	16	VONN Lindsey	USA	Int1: 26.34 (24)	I1-I2: 15.94 (1)	0.58					Sp1: 104.19 (14)			
				Int2: 42.28 (7)	I2-I3: 23.48 (1)	0.30								
				Int3: 1:05.76 (3)	I3-I4: 22.52 (1)	0.18								
				Int4: 1:28.28 (1)	I4-Fin: 18.26 (10)	0.00								
				Fin: 1:46.54 (1)		0.00	0.00				Avg.: 97.28			
2	19	JANYK Britt	CAN	Int1: 26.10 (10)	I1-I2: 16.26 (16)	0.34					Sp1: 106.84 (2)			
				Int2: 42.36 (9)	I2-I3: 23.50 (3)	0.38								
				Int3: 1:05.86 (6)	I3-I4: 22.66 (3)	0.28								
				Int4: 1:28.52 (2)	I4-Fin: 18.15 (5)	0.24								
				Fin: 1:46.67 (2)		0.13	3.51				Avg.: 97.16			
3	6	MARCHAND-ARVIER Marie	FRA	Int1: 26.15 (12)	I1-I2: 16.12 (3)	0.39					Sp1: 103.92 (17)			
				Int2: 42.27 (6)	I2-I3: 23.66 (8)	0.29								
				Int3: 1:05.93 (7)	I3-I4: 22.74 (6)	0.35								
				Int4: 1:28.67 (5)	I4-Fin: 18.05 (3)	0.39								
				Fin: 1:46.72 (3)		0.18	4.86				Avg.: 97.12			
4	17	VANDERBEEK Kelly	CAN	Int1: 26.18 (14)	I1-I2: 16.22 (11)	0.42					Sp1: 106.98 (1)			
				Int2: 42.40 (13)	I2-I3: 24.02 (31)	0.42								
				Int3: 1:06.42 (20)	I3-I4: 22.59 (2)	0.84								
				Int4: 1:29.01 (9)	I4-Fin: 18.01 (2)	0.73								
				Fin: 1:47.02 (4)		0.48	12.91				Avg.: 96.85			
5	14	MANCUSO Julia	USA	Int1: 25.82 (2)	I1-I2: 16.16 (4)	0.06					Sp1: 105.71 (5)			
				Int2: 41.98 (1)	I2-I3: 23.60 (5)	0.00								
				Int3: 1:05.58 (1)	I3-I4: 22.94 (12)	0.00								
				Int4: 1:28.52 (2)	I4-Fin: 18.54 (25)	0.24								
				Fin: 1:47.06 (5)		0.52	13.98				Avg.: 96.81			
6	10	RIESCH Maria	GER	Int1: 26.38 (27)	I1-I2: 16.11 (2)	0.62					Sp1: 105.01 (10)			
				Int2: 42.49 (17)	I2-I3: 23.92 (21)	0.51								
				Int3: 1:06.41 (19)	I3-I4: 22.73 (5)	0.83								
				Int4: 1:29.14 (13)	I4-Fin: 18.00 (1)	0.86								
				Fin: 1:47.14 (6)		0.60	16.12				Avg.: 96.74			
7	12	PAERSON Anja	SWE	Int1: 26.27 (21)	I1-I2: 16.16 (4)	0.51					Sp1: 106.41 (4)			
				Int2: 42.43 (14)	I2-I3: 23.77 (13)	0.45								
				Int3: 1:06.20 (12)	I3-I4: 22.83 (7)	0.62								
				Int4: 1:29.03 (11)	I4-Fin: 18.13 (4)	0.75								
				Fin: 1:47.16 (7)		0.62	16.66				Avg.: 96.72			
8	8	GOETSCHL Renate	AUT	Int1: 26.28 (22)	I1-I2: 16.25 (15)	0.52					Sp1: 102.85 (28)			
				Int2: 42.53 (20)	I2-I3: 23.49 (2)	0.55								
				Int3: 1:06.02 (9)	I3-I4: 23.00 (16)	0.44								
				Int4: 1:29.02 (10)	I4-Fin: 18.17 (6)	0.74								
				Fin: 1:47.19 (8)		0.65	17.46				Avg.: 96.69			

**PERFORMANCE ANALYSIS 1 TRAINING 1**

Number of Competitors: 49

Rank	Bib	Name	Nation	Positions			Partials			Difference		Speed		
				Pos.	Time	Rank	Pos.	Time	Rank	Time	Dist(m)	Pos.	Km/h	Rank
9	7	AUFDENBLATTEN Fraenzi	SUI	Int1: 25.76 (1)			I1-I2: 16.23 (12)			0.00		Sp1: 102.46 (36)		
				Int2: 41.99 (2)			I2-I3: 23.74 (10)			0.01				
				Int3: 1:05.73 (2)			I3-I4: 22.91 (11)			0.15				
				Int4: 1:28.64 (4)			I4-Fin: 18.60 (35)			0.36				
				Fin: 1:47.24 (9)						0.70	18.79	Avg.: 96.65		
10	1	FANCHINI Nadia	ITA	Int1: 26.10 (10)			I1-I2: 16.39 (26)			0.34		Sp1: 103.65 (20)		
				Int2: 42.49 (17)			I2-I3: 23.53 (4)			0.51				
				Int3: 1:06.02 (9)			I3-I4: 22.96 (13)			0.44				
				Int4: 1:28.98 (7)			I4-Fin: 18.31 (13)			0.70				
				Fin: 1:47.29 (10)						0.75	20.13	Avg.: 96.60		
11	18	SCHILD Marlies	AUT	Int1: 26.18 (14)			I1-I2: 16.21 (10)			0.42		Sp1: 102.85 (28)		
				Int2: 42.39 (12)			I2-I3: 23.77 (13)			0.41				
				Int3: 1:06.16 (11)			I3-I4: 22.83 (7)			0.58				
				Int4: 1:28.99 (8)			I4-Fin: 18.42 (18)			0.71				
				Fin: 1:47.41 (11)						0.87	23.32	Avg.: 96.49		
12	13	STYGER Nadia	SUI	Int1: 25.96 (5)			I1-I2: 16.20 (9)			0.20		Sp1: 103.65 (20)		
				Int2: 42.16 (4)			I2-I3: 23.63 (6)			0.18				
				Int3: 1:05.79 (4)			I3-I4: 22.88 (10)			0.21				
				Int4: 1:28.67 (5)			I4-Fin: 18.82 (42)			0.39				
				Fin: 1:47.49 (12)						0.95	25.44	Avg.: 96.42		
13	27	RUIZ CASTILLO Carolina	SPA	Int1: 25.90 (3)			I1-I2: 16.18 (7)			0.14		Sp1: 101.42 (41)		
				Int2: 42.08 (3)			I2-I3: 23.76 (11)			0.10				
				Int3: 1:05.84 (5)			I3-I4: 23.26 (32)			0.26				
				Int4: 1:29.10 (12)			I4-Fin: 18.55 (28)			0.82				
				Fin: 1:47.65 (13)						1.11	29.69	Avg.: 96.28		
14	29	GISIN Dominique	SUI	Int1: 26.38 (27)			I1-I2: 16.53 (33)			0.62		Sp1: 105.57 (6)		
				Int2: 42.91 (30)			I2-I3: 23.78 (16)			0.93				
				Int3: 1:06.69 (25)			I3-I4: 22.84 (9)			1.11				
				Int4: 1:29.53 (18)			I4-Fin: 18.19 (7)			1.25				
				Fin: 1:47.72 (14)						1.18	31.54	Avg.: 96.22		
14	20	FISCHBACHER Andrea	AUT	Int1: 26.24 (18)			I1-I2: 16.23 (12)			0.48		Sp1: 102.72 (33)		
				Int2: 42.47 (16)			I2-I3: 23.76 (11)			0.49				
				Int3: 1:06.23 (13)			I3-I4: 23.01 (17)			0.65				
				Int4: 1:29.24 (14)			I4-Fin: 18.48 (22)			0.96				
				Fin: 1:47.72 (14)						1.18	31.54	Avg.: 96.22		
16	21	MEISSNITZER Alexandra	AUT	Int1: 26.01 (6)			I1-I2: 16.35 (24)			0.25		Sp1: 103.52 (23)		
				Int2: 42.36 (9)			I2-I3: 23.89 (19)			0.38				
				Int3: 1:06.25 (15)			I3-I4: 22.99 (14)			0.67				
				Int4: 1:29.24 (14)			I4-Fin: 18.63 (38)			0.96				
				Fin: 1:47.87 (16)						1.33	35.50	Avg.: 96.08		
17	2	ALCOTT Chemmy	GBR	Int1: 26.51 (34)			I1-I2: 16.32 (21)			0.75		Sp1: 102.85 (28)		
				Int2: 42.83 (26)			I2-I3: 23.65 (7)			0.85				
				Int3: 1:06.48 (21)			I3-I4: 23.14 (24)			0.90				
				Int4: 1:29.62 (21)			I4-Fin: 18.31 (13)			1.34				
				Fin: 1:47.93 (17)						1.39	37.08	Avg.: 96.03		
18	9	GOERGL Elisabeth	AUT	Int1: 26.05 (8)			I1-I2: 16.24 (14)			0.29		Sp1: 102.19 (37)		
				Int2: 42.29 (8)			I2-I3: 23.94 (23)			0.31				
				Int3: 1:06.23 (13)			I3-I4: 23.17 (25)			0.65				
				Int4: 1:29.40 (16)			I4-Fin: 18.54 (25)			1.12				
				Fin: 1:47.94 (18)						1.40	37.34	Avg.: 96.02		

## PERFORMANCE ANALYSIS 1 TRAINING 1

Number of Competitors: 49

Rank	Bib	Name	Nation	Positions			Partials			Difference		Speed		
				Pos.	Time	Rank	Pos.	Time	Rank	Time	Dist(m)	Pos.	Km/h	Rank
19	5	HOSP Nicole	AUT	Int1: 26.42 (29)			I1-I2: 16.27 (17)			0.66			Sp1: 101.42 (41)	
				Int2: 42.69 (23)			I2-I3: 23.68 (9)			0.71				
				Int3: 1:06.37 (18)			I3-I4: 23.25 (30)			0.79				
				Int4: 1:29.62 (21)			I4-Fin: 18.38 (16)			1.34				
				Fin: 1:48.00 (19)						1.46	38.92		Avg.: 95.97	
20	15	JACQUEMOD Ingrid	FRA	Int1: 26.05 (8)			I1-I2: 16.49 (29)			0.29			Sp1: 102.59 (35)	
				Int2: 42.54 (21)			I2-I3: 23.97 (25)			0.56				
				Int3: 1:06.51 (23)			I3-I4: 23.08 (22)			0.93				
				Int4: 1:29.59 (20)			I4-Fin: 18.54 (25)			1.31				
				Fin: 1:48.13 (20)						1.59	42.33		Avg.: 95.85	
21	24	COOK Stacey	USA	Int1: 26.22 (17)			I1-I2: 16.27 (17)			0.46			Sp1: 102.85 (28)	
				Int2: 42.49 (17)			I2-I3: 24.01 (30)			0.51				
				Int3: 1:06.50 (22)			I3-I4: 23.01 (17)			0.92				
				Int4: 1:29.51 (17)			I4-Fin: 18.64 (39)			1.23				
				Fin: 1:48.15 (21)						1.61	42.86		Avg.: 95.83	
22	32	WILHELM Kathrin	AUT	Int1: 26.15 (12)			I1-I2: 16.29 (20)			0.39			Sp1: 105.29 (8)	
				Int2: 42.44 (15)			I2-I3: 23.86 (18)			0.46				
				Int3: 1:06.30 (16)			I3-I4: 23.36 (36)			0.72				
				Int4: 1:29.66 (23)			I4-Fin: 18.58 (32)			1.38				
				Fin: 1:48.24 (22)						1.70	45.22		Avg.: 95.75	
22	22	RUMPFHUBER Ingrid	AUT	Int1: 26.04 (7)			I1-I2: 16.32 (21)			0.28			Sp1: 104.60 (13)	
				Int2: 42.36 (9)			I2-I3: 23.96 (24)			0.38				
				Int3: 1:06.32 (17)			I3-I4: 23.37 (37)			0.74				
				Int4: 1:29.69 (24)			I4-Fin: 18.55 (28)			1.41				
				Fin: 1:48.24 (22)						1.70	45.22		Avg.: 95.75	
24	11	BRYDON Emily	CAN	Int1: 26.47 (31)			I1-I2: 16.73 (40)			0.71			Sp1: 106.56 (3)	
				Int2: 43.20 (37)			I2-I3: 23.97 (25)			1.22				
				Int3: 1:07.17 (34)			I3-I4: 22.68 (4)			1.59				
				Int4: 1:29.85 (26)			I4-Fin: 18.40 (17)			1.57				
				Fin: 1:48.25 (24)						1.71	45.48		Avg.: 95.75	
25	43	LINDELL-VIKARBY Jessica	SWE	Int1: 26.25 (20)			I1-I2: 16.34 (23)			0.49			Sp1: 101.93 (40)	
				Int2: 42.59 (22)			I2-I3: 23.92 (21)			0.61				
				Int3: 1:06.51 (23)			I3-I4: 23.33 (34)			0.93				
				Int4: 1:29.84 (25)			I4-Fin: 18.43 (19)			1.56				
				Fin: 1:48.27 (25)						1.73	46.00		Avg.: 95.73	
26	28	DUMERMUTH Monika	SUI	Int1: 26.20 (16)			I1-I2: 16.66 (38)			0.44			Sp1: 102.85 (28)	
				Int2: 42.86 (28)			I2-I3: 24.19 (38)			0.88				
				Int3: 1:07.05 (32)			I3-I4: 23.02 (19)			1.47				
				Int4: 1:30.07 (28)			I4-Fin: 18.29 (12)			1.79				
				Fin: 1:48.36 (26)						1.82	48.36		Avg.: 95.65	
27	44	HOFER Larissa	ITA	Int1: 26.36 (26)			I1-I2: 16.38 (25)			0.60			Sp1: 102.72 (33)	
				Int2: 42.74 (25)			I2-I3: 24.13 (34)			0.76				
				Int3: 1:06.87 (28)			I3-I4: 23.20 (27)			1.29				
				Int4: 1:30.07 (28)			I4-Fin: 18.32 (15)			1.79				
				Fin: 1:48.39 (27)						1.85	49.14		Avg.: 95.62	
27	23	SCHILD Martina	SUI	Int1: 26.24 (18)			I1-I2: 16.49 (29)			0.48			Sp1: 104.74 (12)	
				Int2: 42.73 (24)			I2-I3: 24.16 (36)			0.75				
				Int3: 1:06.89 (29)			I3-I4: 23.05 (20)			1.31				
				Int4: 1:29.94 (27)			I4-Fin: 18.45 (20)			1.66				
				Fin: 1:48.39 (27)						1.85	49.14		Avg.: 95.62	

**PERFORMANCE ANALYSIS 1 TRAINING 1**

Number of Competitors: 49

Rank	Bib	Name	Nation	Positions			Partials			Difference		Speed		
				Pos.	Time	Rank	Pos.	Time	Rank	Time	Dist(m)	Pos.	Km/h	Rank
29	3	MERIGHETTI Daniela	ITA	Int1: 25.93 (4)			I1-I2: 16.28 (19)			0.17		Sp1: 103.79 (18)		
				Int2: 42.21 (5)			I2-I3: 23.77 (13)			0.23				
				Int3: 1:05.98 (8)			I3-I4: 23.59 (43)			0.40				
				Int4: 1:29.57 (19)			I4-Fin: 18.89 (44)			1.29				
				Fin: 1:48.46 (29)						1.92	50.97	Avg.: 95.56		
30	4	FANCHINI Elena	ITA	Int1: 26.56 (35)			I1-I2: 16.41 (27)			0.80		Sp1: 102.19 (37)		
				Int2: 42.97 (34)			I2-I3: 24.04 (32)			0.99				
				Int3: 1:07.01 (31)			I3-I4: 23.31 (33)			1.43				
				Int4: 1:30.32 (33)			I4-Fin: 18.24 (8)			2.04				
				Fin: 1:48.56 (30)						2.02	53.57	Avg.: 95.47		
31	34	REVILLET Aurelie	FRA	Int1: 26.64 (36)			I1-I2: 16.19 (8)			0.88		Sp1: 105.29 (8)		
				Int2: 42.83 (26)			I2-I3: 23.99 (29)			0.85				
				Int3: 1:06.82 (27)			I3-I4: 23.25 (30)			1.24				
				Int4: 1:30.07 (28)			I4-Fin: 18.53 (24)			1.79				
				Fin: 1:48.60 (31)						2.06	54.61	Avg.: 95.44		
32	26	STECHERT Gina	GER	Int1: 26.74 (39)			I1-I2: 16.17 (6)			0.98		Sp1: 104.06 (15)		
				Int2: 42.91 (30)			I2-I3: 23.79 (17)			0.93				
				Int3: 1:06.70 (26)			I3-I4: 23.57 (42)			1.12				
				Int4: 1:30.27 (32)			I4-Fin: 18.56 (31)			1.99				
				Fin: 1:48.83 (32)						2.29	60.58	Avg.: 95.23		
33	30	STUFFER Verena	ITA	Int1: 26.86 (42)			I1-I2: 16.41 (27)			1.10		Sp1: 104.88 (11)		
				Int2: 43.27 (38)			I2-I3: 24.14 (35)			1.29				
				Int3: 1:07.41 (38)			I3-I4: 22.99 (14)			1.83				
				Int4: 1:30.40 (35)			I4-Fin: 18.52 (23)			2.12				
				Fin: 1:48.92 (33)						2.38	62.91	Avg.: 95.16		
34	40	SMITH Leanne	USA	Int1: 26.35 (25)			I1-I2: 16.58 (36)			0.59		Sp1: 102.98 (27)		
				Int2: 42.93 (32)			I2-I3: 23.97 (25)			0.95				
				Int3: 1:06.90 (30)			I3-I4: 23.22 (28)			1.32				
				Int4: 1:30.12 (31)			I4-Fin: 18.94 (45)			1.84				
				Fin: 1:49.06 (34)						2.52	66.52	Avg.: 95.03		
34	31	SPONRING Christine	AUT	Int1: 26.47 (31)			I1-I2: 16.49 (29)			0.71		Sp1: 104.06 (15)		
				Int2: 42.96 (33)			I2-I3: 24.28 (42)			0.98				
				Int3: 1:07.24 (36)			I3-I4: 23.10 (23)			1.66				
				Int4: 1:30.34 (34)			I4-Fin: 18.72 (41)			2.06				
				Fin: 1:49.06 (34)						2.52	66.52	Avg.: 95.03		
36	41	ROLLAND Marion	FRA	Int1: 26.45 (30)			I1-I2: 16.58 (36)			0.69		Sp1: 105.43 (7)		
				Int2: 43.03 (35)			I2-I3: 24.33 (43)			1.05				
				Int3: 1:07.36 (37)			I3-I4: 23.18 (26)			1.78				
				Int4: 1:30.54 (36)			I4-Fin: 18.68 (40)			2.26				
				Fin: 1:49.22 (36)						2.68	70.64	Avg.: 94.89		
37	35	SIORPAES Wendy	ITA	Int1: 26.33 (23)			I1-I2: 16.53 (33)			0.57		Sp1: 101.29 (44)		
				Int2: 42.86 (28)			I2-I3: 24.34 (44)			0.88				
				Int3: 1:07.20 (35)			I3-I4: 23.49 (39)			1.62				
				Int4: 1:30.69 (37)			I4-Fin: 18.59 (34)			2.41				
				Fin: 1:49.28 (37)						2.74	72.19	Avg.: 94.84		
38	49	AUBERT Sandrine	FRA	Int1: 26.95 (44)			I1-I2: 16.56 (35)			1.19		Sp1: 103.79 (18)		
				Int2: 43.51 (40)			I2-I3: 24.24 (40)			1.53				
				Int3: 1:07.75 (41)			I3-I4: 23.24 (29)			2.17				
				Int4: 1:30.99 (39)			I4-Fin: 18.47 (21)			2.71				
				Fin: 1:49.46 (38)						2.92	76.80	Avg.: 94.69		



## PERFORMANCE ANALYSIS 1 TRAINING 1

Number of Competitors: 49

Rank	Bib	Name	Nation	Positions			Partials			Difference		Speed		
				Pos.	Time	Rank	Pos.	Time	Rank	Time	Dist(m)	Pos.	Km/h	Rank
39	37	MARSHALL Chelsea	USA	Int1: 26.68 (38)			I1-I2: 17.01 (48)			0.92		Sp1: 103.12 (25)		
				Int2: 43.69 (44)			I2-I3: 24.21 (39)			1.71				
				Int3: 1:07.90 (42)			I3-I4: 23.34 (35)			2.32				
				Int4: 1:31.24 (42)			I4-Fin: 18.26 (10)			2.96				
				Fin: 1:49.50 (39)						2.96	77.83	Avg.: 94.65		
40	39	ROBNIK Petra	SLO	Int1: 26.49 (33)			I1-I2: 16.84 (44)			0.73		Sp1: 103.38 (24)		
				Int2: 43.33 (39)			I2-I3: 24.17 (37)			1.35				
				Int3: 1:07.50 (39)			I3-I4: 23.56 (41)			1.92				
				Int4: 1:31.06 (40)			I4-Fin: 18.61 (36)			2.78				
				Fin: 1:49.67 (40)						3.13	82.17	Avg.: 94.51		
41	33	BENT Nike	SWE	Int1: 26.67 (37)			I1-I2: 16.52 (32)			0.91		Sp1: 103.65 (20)		
				Int2: 43.19 (36)			I2-I3: 23.97 (25)			1.21				
				Int3: 1:07.16 (33)			I3-I4: 23.53 (40)			1.58				
				Int4: 1:30.69 (37)			I4-Fin: 19.18 (48)			2.41				
				Fin: 1:49.87 (41)						3.33	87.26	Avg.: 94.33		
42	25	MAZE Tina	SLO	Int1: 27.16 (46)			I1-I2: 16.98 (47)			1.40		Sp1: 101.29 (44)		
				Int2: 44.14 (47)			I2-I3: 23.91 (20)			2.16				
				Int3: 1:08.05 (44)			I3-I4: 23.07 (21)			2.47				
				Int4: 1:31.12 (41)			I4-Fin: 19.05 (46)			2.84				
				Fin: 1:50.17 (42)						3.63	94.86	Avg.: 94.08		
43	47	POLESCHUK Danielle	CAN	Int1: 26.83 (41)			I1-I2: 16.80 (43)			1.07		Sp1: 103.12 (25)		
				Int2: 43.63 (41)			I2-I3: 24.39 (45)			1.65				
				Int3: 1:08.02 (43)			I3-I4: 23.62 (44)			2.44				
				Int4: 1:31.64 (44)			I4-Fin: 18.58 (32)			3.36				
				Fin: 1:50.22 (43)						3.68	96.12	Avg.: 94.03		
44	42	COLETTI Alexandra	MON	Int1: 27.00 (45)			I1-I2: 16.66 (38)			1.24		Sp1: 100.02 (48)		
				Int2: 43.66 (42)			I2-I3: 24.07 (33)			1.68				
				Int3: 1:07.73 (40)			I3-I4: 23.69 (46)			2.15				
				Int4: 1:31.42 (43)			I4-Fin: 18.83 (43)			3.14				
				Fin: 1:50.25 (44)						3.71	96.88	Avg.: 94.01		
45	46	LUDLOW Libby	USA	Int1: 27.51 (48)			I1-I2: 16.75 (41)			1.75		Sp1: 99.40 (49)		
				Int2: 44.26 (48)			I2-I3: 24.25 (41)			2.28				
				Int3: 1:08.51 (45)			I3-I4: 23.48 (38)			2.93				
				Int4: 1:31.99 (45)			I4-Fin: 18.55 (28)			3.71				
				Fin: 1:50.54 (45)						4.00	104.18	Avg.: 93.76		
46	45	DESFORGES Emilie	CAN	Int1: 26.78 (40)			I1-I2: 16.88 (45)			1.02		Sp1: 101.42 (41)		
				Int2: 43.66 (42)			I2-I3: 25.17 (48)			1.68				
				Int3: 1:08.83 (48)			I3-I4: 23.67 (45)			3.25				
				Int4: 1:32.50 (47)			I4-Fin: 18.25 (9)			4.22				
				Fin: 1:50.75 (46)						4.21	109.44	Avg.: 93.58		
47	48	BORSOTTI Camilla	ITA	Int1: 26.93 (43)			I1-I2: 16.88 (45)			1.17		Sp1: 101.16 (46)		
				Int2: 43.81 (45)			I2-I3: 24.81 (47)			1.83				
				Int3: 1:08.62 (46)			I3-I4: 23.83 (47)			3.04				
				Int4: 1:32.45 (46)			I4-Fin: 18.61 (36)			4.17				
				Fin: 1:51.06 (47)						4.52	117.17	Avg.: 93.32		
48	38	GRAND Rabea	SUI	Int1: 27.31 (47)			I1-I2: 16.76 (42)			1.55		Sp1: 100.90 (47)		
				Int2: 44.07 (46)			I2-I3: 24.74 (46)			2.09				
				Int3: 1:08.81 (47)			I3-I4: 23.85 (48)			3.23				
				Int4: 1:32.66 (48)			I4-Fin: 19.14 (47)			4.38				
				Fin: 1:51.80 (48)						5.26	135.45	Avg.: 92.70		



AUDI FIS SKI WORLD CUP 2007/08  
Whistler, BC (CAN)



8th LADIES' DOWNHILL

TUE 19 FEB 2008

PERFORMANCE ANALYSIS 1 TRAINING 1

Number of Competitors: 49

Rank	Bib	Name	Nation	Positions			Partials			Difference		Speed		
				Pos.	Time	Rank	Pos.	Time	Rank	Time	Dist(m)	Pos.	Km/h	Rank
49	51	PUENCHERA Jessica	SUI	Int1:	28.06	(49)	I1-I2:	17.90	(49)	2.30		Sp1:	102.06	(39)
				Int2:	45.96	(49)	I2-I3:	25.86	(49)	3.98				
				Int3:	1:11.82	(49)	I3-I4:	24.19	(49)	6.24				
				Int4:	1:36.01	(49)	I4-Fin:	19.94	(49)	7.73				
				Fin:	1:55.95	(49)				9.41	233.65	Avg.:	89.39	

LEGEND

Pos Intermediate or Speed Position Int1: Intermediate 1 Int3: Intermediate 3 Sp1: Speed Trap 1  
 Avg. Average Speed for the race Int2: Intermediate 2 Int4: Intermediate 4 Fin: Finish  
 Dist(m) Distance behind the first

19-02-2008 / Whistler, BC (CAN) / 5937

Page 6/6

Data Processing by LONGINES

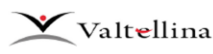
www.fis-ski.com

LONGINES Timing

Generation Date: TUE 19 FEB 2008

Time: 11:43

Document: 77A 1.0





**AUDI FIS SKI WORLD CUP 2007/08**  
**Whistler, BC (CAN)**



8th LADIES' DOWNHILL

TUE 19 FEB 2008

**PERFORMANCE ANALYSIS 2 TRAINING 1**

Number of Competitors: 51

Bib	Name	Nation	Positions			Partials			Difference		Speed								
			Pos.	Time	Rank	Pos.	Time	Rank	Time	Dist(m)	Pos.	Km/h	Rank						
1	FANCHINI Nadia	ITA	Int1: 26.10 (10)	Int2: 42.49 (17)	Int3: 1:06.02 (9)	Int4: 1:28.98 (7)	Fin: 1:47.29 (10)	I1-I2: 16.39 (26)	I2-I3: 23.53 (4)	I3-I4: 22.96 (13)	I4-Fin: 18.31 (13)	0.34	0.51	0.44	0.70	0.75	20.13	Sp1: 103.65 (20)	Avg.: 96.60
2	ALCOTT Chemmy	GBR	Int1: 26.51 (34)	Int2: 42.83 (26)	Int3: 1:06.48 (21)	Int4: 1:29.62 (21)	Fin: 1:47.93 (17)	I1-I2: 16.32 (21)	I2-I3: 23.65 (7)	I3-I4: 23.14 (24)	I4-Fin: 18.31 (13)	0.75	0.85	0.90	1.34	1.39	37.08	Sp1: 102.85 (28)	Avg.: 96.03
3	MERIGHETTI Daniela	ITA	Int1: 25.93 (4)	Int2: 42.21 (5)	Int3: 1:05.98 (8)	Int4: 1:29.57 (19)	Fin: 1:48.46 (29)	I1-I2: 16.28 (19)	I2-I3: 23.77 (13)	I3-I4: 23.59 (43)	I4-Fin: 18.89 (44)	0.17	0.23	0.40	1.29	1.92	50.97	Sp1: 103.79 (18)	Avg.: 95.56
4	FANCHINI Elena	ITA	Int1: 26.56 (35)	Int2: 42.97 (34)	Int3: 1:07.01 (31)	Int4: 1:30.32 (33)	Fin: 1:48.56 (30)	I1-I2: 16.41 (27)	I2-I3: 24.04 (32)	I3-I4: 23.31 (33)	I4-Fin: 18.24 (8)	0.80	0.99	1.43	2.04	2.02	53.57	Sp1: 102.19 (37)	Avg.: 95.47
5	HOSP Nicole	AUT	Int1: 26.42 (29)	Int2: 42.69 (23)	Int3: 1:06.37 (18)	Int4: 1:29.62 (21)	Fin: 1:48.00 (19)	I1-I2: 16.27 (17)	I2-I3: 23.68 (9)	I3-I4: 23.25 (30)	I4-Fin: 18.38 (16)	0.66	0.71	0.79	1.34	1.46	38.92	Sp1: 101.42 (41)	Avg.: 95.97
6	MARCHAND-ARVIER Marie	FRA	Int1: 26.15 (12)	Int2: 42.27 (6)	Int3: 1:05.93 (7)	Int4: 1:28.67 (5)	Fin: 1:46.72 (3)	I1-I2: 16.12 (3)	I2-I3: 23.66 (8)	I3-I4: 22.74 (6)	I4-Fin: 18.05 (3)	0.39	0.29	0.35	0.39	0.18	4.86	Sp1: 103.92 (17)	Avg.: 97.12
7	AUFDENBLATTEN Fraenzi	SUI	Int1: 25.76 (1)	Int2: 41.99 (2)	Int3: 1:05.73 (2)	Int4: 1:28.64 (4)	Fin: 1:47.24 (9)	I1-I2: 16.23 (12)	I2-I3: 23.74 (10)	I3-I4: 22.91 (11)	I4-Fin: 18.60 (35)	0.00	0.01	0.15	0.36	0.70	18.79	Sp1: 102.46 (36)	Avg.: 96.65
8	GOETSCHL Renate	AUT	Int1: 26.28 (22)	Int2: 42.53 (20)	Int3: 1:06.02 (9)	Int4: 1:29.02 (10)	Fin: 1:47.19 (8)	I1-I2: 16.25 (15)	I2-I3: 23.49 (2)	I3-I4: 23.00 (16)	I4-Fin: 18.17 (6)	0.52	0.55	0.44	0.74	0.65	17.46	Sp1: 102.85 (28)	Avg.: 96.69

**PERFORMANCE ANALYSIS 2 TRAINING 1**

Number of Competitors: 51

Bib	Name	Nation	Positions			Partials			Difference		Speed		
			Pos.	Time	Rank	Pos.	Time	Rank	Time	Dist(m)	Pos.	Km/h	Rank
9	GOERGL Elisabeth	AUT	Int1: 26.05 (8) Int2: 42.29 (8) Int3: 1:06.23 (13) Int4: 1:29.40 (16) Fin: 1:47.94 (18)	I1-I2: 16.24 (14) I2-I3: 23.94 (23) I3-I4: 23.17 (25) I4-Fin: 18.54 (25)	0.29 0.31 0.65 1.12 1.40	37.34	Sp1: 102.19 (37) Avg.: 96.02						
10	RIESCH Maria	GER	Int1: 26.38 (27) Int2: 42.49 (17) Int3: 1:06.41 (19) Int4: 1:29.14 (13) Fin: 1:47.14 (6)	I1-I2: 16.11 (2) I2-I3: 23.92 (21) I3-I4: 22.73 (5) I4-Fin: 18.00 (1)	0.62 0.51 0.83 0.86 0.60	16.12	Sp1: 105.01 (10) Avg.: 96.74						
11	BRYDON Emily	CAN	Int1: 26.47 (31) Int2: 43.20 (37) Int3: 1:07.17 (34) Int4: 1:29.85 (26) Fin: 1:48.25 (24)	I1-I2: 16.73 (40) I2-I3: 23.97 (25) I3-I4: 22.68 (4) I4-Fin: 18.40 (17)	0.71 1.22 1.59 1.57 1.71	45.48	Sp1: 106.56 (3) Avg.: 95.75						
12	PAERSON Anja	SWE	Int1: 26.27 (21) Int2: 42.43 (14) Int3: 1:06.20 (12) Int4: 1:29.03 (11) Fin: 1:47.16 (7)	I1-I2: 16.16 (4) I2-I3: 23.77 (13) I3-I4: 22.83 (7) I4-Fin: 18.13 (4)	0.51 0.45 0.62 0.75 0.62	16.66	Sp1: 106.41 (4) Avg.: 96.72						
13	STYGER Nadia	SUI	Int1: 25.96 (5) Int2: 42.16 (4) Int3: 1:05.79 (4) Int4: 1:28.67 (5) Fin: 1:47.49 (12)	I1-I2: 16.20 (9) I2-I3: 23.63 (6) I3-I4: 22.88 (10) I4-Fin: 18.82 (42)	0.20 0.18 0.21 0.39 0.95	25.44	Sp1: 103.65 (20) Avg.: 96.42						
14	MANCUSO Julia	USA	Int1: 25.82 (2) Int2: 41.98 (1) Int3: 1:05.58 (1) Int4: 1:28.52 (2) Fin: 1:47.06 (5)	I1-I2: 16.16 (4) I2-I3: 23.60 (5) I3-I4: 22.94 (12) I4-Fin: 18.54 (25)	0.06 0.00 0.00 0.24 0.52	13.98	Sp1: 105.71 (5) Avg.: 96.81						
15	JACQUEMOD Ingrid	FRA	Int1: 26.05 (8) Int2: 42.54 (21) Int3: 1:06.51 (23) Int4: 1:29.59 (20) Fin: 1:48.13 (20)	I1-I2: 16.49 (29) I2-I3: 23.97 (25) I3-I4: 23.08 (22) I4-Fin: 18.54 (25)	0.29 0.56 0.93 1.31 1.59	42.33	Sp1: 102.59 (35) Avg.: 95.85						
16	VONN Lindsey	USA	Int1: 26.34 (24) Int2: 42.28 (7) Int3: 1:05.76 (3) Int4: 1:28.28 (1) Fin: 1:46.54 (1)	I1-I2: 15.94 (1) I2-I3: 23.48 (1) I3-I4: 22.52 (1) I4-Fin: 18.26 (10)	0.58 0.30 0.18 0.00 0.00	0.00	Sp1: 104.19 (14) Avg.: 97.28						
17	VANDERBEEK Kelly	CAN	Int1: 26.18 (14) Int2: 42.40 (13) Int3: 1:06.42 (20) Int4: 1:29.01 (9) Fin: 1:47.02 (4)	I1-I2: 16.22 (11) I2-I3: 24.02 (31) I3-I4: 22.59 (2) I4-Fin: 18.01 (2)	0.42 0.42 0.84 0.73 0.48	12.91	Sp1: 106.98 (1) Avg.: 96.85						
18	SCHILD Marlies	AUT	Int1: 26.18 (14) Int2: 42.39 (12) Int3: 1:06.16 (11) Int4: 1:28.99 (8) Fin: 1:47.41 (11)	I1-I2: 16.21 (10) I2-I3: 23.77 (13) I3-I4: 22.83 (7) I4-Fin: 18.42 (18)	0.42 0.41 0.58 0.71 0.87	23.32	Sp1: 102.85 (28) Avg.: 96.49						

## PERFORMANCE ANALYSIS 2 TRAINING 1

Number of Competitors: 51

Bib	Name	Nation	Positions			Partials			Difference		Speed								
			Pos.	Time	Rank	Pos.	Time	Rank	Time	Dist(m)	Pos.	Km/h	Rank						
19	JANYK Britt	CAN	Int1: 26.10 (10)	Int2: 42.36 (9)	Int3: 1:05.86 (6)	Int4: 1:28.52 (2)	Fin: 1:46.67 (2)	I1-I2: 16.26 (16)	I2-I3: 23.50 (3)	I3-I4: 22.66 (3)	I4-Fin: 18.15 (5)	0.34	0.38	0.28	0.24	0.13	3.51	Sp1: 106.84 (2)	Avg.: 97.16
20	FISCHBACHER Andrea	AUT	Int1: 26.24 (18)	Int2: 42.47 (16)	Int3: 1:06.23 (13)	Int4: 1:29.24 (14)	Fin: 1:47.72 (14)	I1-I2: 16.23 (12)	I2-I3: 23.76 (11)	I3-I4: 23.01 (17)	I4-Fin: 18.48 (22)	0.48	0.49	0.65	0.96	1.18	31.54	Sp1: 102.72 (33)	Avg.: 96.22
21	MEISSNITZER Alexandra	AUT	Int1: 26.01 (6)	Int2: 42.36 (9)	Int3: 1:06.25 (15)	Int4: 1:29.24 (14)	Fin: 1:47.87 (16)	I1-I2: 16.35 (24)	I2-I3: 23.89 (19)	I3-I4: 22.99 (14)	I4-Fin: 18.63 (38)	0.25	0.38	0.67	0.96	1.33	35.50	Sp1: 103.52 (23)	Avg.: 96.08
22	RUMPFHUBER Ingrid	AUT	Int1: 26.04 (7)	Int2: 42.36 (9)	Int3: 1:06.32 (17)	Int4: 1:29.69 (24)	Fin: 1:48.24 (22)	I1-I2: 16.32 (21)	I2-I3: 23.96 (24)	I3-I4: 23.37 (37)	I4-Fin: 18.55 (28)	0.28	0.38	0.74	1.41	1.70	45.22	Sp1: 104.60 (13)	Avg.: 95.75
23	SCHILD Martina	SUI	Int1: 26.24 (18)	Int2: 42.73 (24)	Int3: 1:06.89 (29)	Int4: 1:29.94 (27)	Fin: 1:48.39 (27)	I1-I2: 16.49 (29)	I2-I3: 24.16 (36)	I3-I4: 23.05 (20)	I4-Fin: 18.45 (20)	0.48	0.75	1.31	1.66	1.85	49.14	Sp1: 104.74 (12)	Avg.: 95.62
24	COOK Stacey	USA	Int1: 26.22 (17)	Int2: 42.49 (17)	Int3: 1:06.50 (22)	Int4: 1:29.51 (17)	Fin: 1:48.15 (21)	I1-I2: 16.27 (17)	I2-I3: 24.01 (30)	I3-I4: 23.01 (17)	I4-Fin: 18.64 (39)	0.46	0.51	0.92	1.23	1.61	42.86	Sp1: 102.85 (28)	Avg.: 95.83
25	MAZE Tina	SLO	Int1: 27.16 (46)	Int2: 44.14 (47)	Int3: 1:08.05 (44)	Int4: 1:31.12 (41)	Fin: 1:50.17 (42)	I1-I2: 16.98 (47)	I2-I3: 23.91 (20)	I3-I4: 23.07 (21)	I4-Fin: 19.05 (46)	1.40	2.16	2.47	2.84	3.63	94.86	Sp1: 101.29 (44)	Avg.: 94.08
26	STECHERT Gina	GER	Int1: 26.74 (39)	Int2: 42.91 (30)	Int3: 1:06.70 (26)	Int4: 1:30.27 (32)	Fin: 1:48.83 (32)	I1-I2: 16.17 (6)	I2-I3: 23.79 (17)	I3-I4: 23.57 (42)	I4-Fin: 18.56 (31)	0.98	0.93	1.12	1.99	2.29	60.58	Sp1: 104.06 (15)	Avg.: 95.23
27	RUIZ CASTILLO Carolina	SPA	Int1: 25.90 (3)	Int2: 42.08 (3)	Int3: 1:05.84 (5)	Int4: 1:29.10 (12)	Fin: 1:47.65 (13)	I1-I2: 16.18 (7)	I2-I3: 23.76 (11)	I3-I4: 23.26 (32)	I4-Fin: 18.55 (28)	0.14	0.10	0.26	0.82	1.11	29.69	Sp1: 101.42 (41)	Avg.: 96.28
28	DUMERMUTH Monika	SUI	Int1: 26.20 (16)	Int2: 42.86 (28)	Int3: 1:07.05 (32)	Int4: 1:30.07 (28)	Fin: 1:48.36 (26)	I1-I2: 16.66 (38)	I2-I3: 24.19 (38)	I3-I4: 23.02 (19)	I4-Fin: 18.29 (12)	0.44	0.88	1.47	1.79	1.82	48.36	Sp1: 102.85 (28)	Avg.: 95.65

## PERFORMANCE ANALYSIS 2 TRAINING 1

Number of Competitors: 51

Bib	Name	Nation	Positions			Partials			Difference		Speed		
			Pos.	Time	Rank	Pos.	Time	Rank	Time	Dist(m)	Pos.	Km/h	Rank
29	GISIN Dominique	SUI	Int1: 26.38 (27)			I1-I2: 16.53 (33)			0.62		Sp1: 105.57 (6)		
			Int2: 42.91 (30)			I2-I3: 23.78 (16)			0.93				
			Int3: 1:06.69 (25)			I3-I4: 22.84 (9)			1.11				
			Int4: 1:29.53 (18)			I4-Fin: 18.19 (7)			1.25				
			Fin: 1:47.72 (14)						1.18	31.54	Avg.: 96.22		
30	STUFFER Verena	ITA	Int1: 26.86 (42)			I1-I2: 16.41 (27)			1.10		Sp1: 104.88 (11)		
			Int2: 43.27 (38)			I2-I3: 24.14 (35)			1.29				
			Int3: 1:07.41 (38)			I3-I4: 22.99 (14)			1.83				
			Int4: 1:30.40 (35)			I4-Fin: 18.52 (23)			2.12				
			Fin: 1:48.92 (33)						2.38	62.91	Avg.: 95.16		
31	SPONRING Christine	AUT	Int1: 26.47 (31)			I1-I2: 16.49 (29)			0.71		Sp1: 104.06 (15)		
			Int2: 42.96 (33)			I2-I3: 24.28 (42)			0.98				
			Int3: 1:07.24 (36)			I3-I4: 23.10 (23)			1.66				
			Int4: 1:30.34 (34)			I4-Fin: 18.72 (41)			2.06				
			Fin: 1:49.06 (34)						2.52	66.52	Avg.: 95.03		
32	WILHELM Kathrin	AUT	Int1: 26.15 (12)			I1-I2: 16.29 (20)			0.39		Sp1: 105.29 (8)		
			Int2: 42.44 (15)			I2-I3: 23.86 (18)			0.46				
			Int3: 1:06.30 (16)			I3-I4: 23.36 (36)			0.72				
			Int4: 1:29.66 (23)			I4-Fin: 18.58 (32)			1.38				
			Fin: 1:48.24 (22)						1.70	45.22	Avg.: 95.75		
33	BENT Nike	SWE	Int1: 26.67 (37)			I1-I2: 16.52 (32)			0.91		Sp1: 103.65 (20)		
			Int2: 43.19 (36)			I2-I3: 23.97 (25)			1.21				
			Int3: 1:07.16 (33)			I3-I4: 23.53 (40)			1.58				
			Int4: 1:30.69 (37)			I4-Fin: 19.18 (48)			2.41				
			Fin: 1:49.87 (41)						3.33	87.26	Avg.: 94.33		
34	REVILLET Aurelie	FRA	Int1: 26.64 (36)			I1-I2: 16.19 (8)			0.88		Sp1: 105.29 (8)		
			Int2: 42.83 (26)			I2-I3: 23.99 (29)			0.85				
			Int3: 1:06.82 (27)			I3-I4: 23.25 (30)			1.24				
			Int4: 1:30.07 (28)			I4-Fin: 18.53 (24)			1.79				
			Fin: 1:48.60 (31)						2.06	54.61	Avg.: 95.44		
35	SIORPAES Wendy	ITA	Int1: 26.33 (23)			I1-I2: 16.53 (33)			0.57		Sp1: 101.29 (44)		
			Int2: 42.86 (28)			I2-I3: 24.34 (44)			0.88				
			Int3: 1:07.20 (35)			I3-I4: 23.49 (39)			1.62				
			Int4: 1:30.69 (37)			I4-Fin: 18.59 (34)			2.41				
			Fin: 1:49.28 (37)						2.74	72.19	Avg.: 94.84		
36	SCHNARF Johanna	ITA	Int1:			I1-I2:					Sp1:		
			Int2:			I2-I3:							
			Int3:			I3-I4:							
			Int4:			I4-Fin:							
			Fin: DNF								Avg.:		
37	MARSHALL Chelsea	USA	Int1: 26.68 (38)			I1-I2: 17.01 (48)			0.92		Sp1: 103.12 (25)		
			Int2: 43.69 (44)			I2-I3: 24.21 (39)			1.71				
			Int3: 1:07.90 (42)			I3-I4: 23.34 (35)			2.32				
			Int4: 1:31.24 (42)			I4-Fin: 18.26 (10)			2.96				
			Fin: 1:49.50 (39)						2.96	77.83	Avg.: 94.65		
38	GRAND Rabea	SUI	Int1: 27.31 (47)			I1-I2: 16.76 (42)			1.55		Sp1: 100.90 (47)		
			Int2: 44.07 (46)			I2-I3: 24.74 (46)			2.09				
			Int3: 1:08.81 (47)			I3-I4: 23.85 (48)			3.23				
			Int4: 1:32.66 (48)			I4-Fin: 19.14 (47)			4.38				
			Fin: 1:51.80 (48)						5.26	135.45	Avg.: 92.70		



**PERFORMANCE ANALYSIS 2 TRAINING 1**

Number of Competitors: 51

Bib	Name	Nation	Positions			Partials			Difference		Speed							
			Pos.	Time	Rank	Pos.	Time	Rank	Time	Dist(m)	Pos.	Km/h	Rank					
39	ROBNIK Petra	SLO	Int1: 26.49 (33)	Int2: 43.33 (39)	Int3: 1:07.50 (39)	Int4: 1:31.06 (40)	Fin: 1:49.67 (40)	I1-I2: 16.84 (44)	I2-I3: 24.17 (37)	I3-I4: 23.56 (41)	I4-Fin: 18.61 (36)	0.73					Sp1: 103.38 (24)	Avg.: 94.51
40	SMITH Leanne	USA	Int1: 26.35 (25)	Int2: 42.93 (32)	Int3: 1:06.90 (30)	Int4: 1:30.12 (31)	Fin: 1:49.06 (34)	I1-I2: 16.58 (36)	I2-I3: 23.97 (25)	I3-I4: 23.22 (28)	I4-Fin: 18.94 (45)	0.59					Sp1: 102.98 (27)	Avg.: 95.03
41	ROLLAND Marion	FRA	Int1: 26.45 (30)	Int2: 43.03 (35)	Int3: 1:07.36 (37)	Int4: 1:30.54 (36)	Fin: 1:49.22 (36)	I1-I2: 16.58 (36)	I2-I3: 24.33 (43)	I3-I4: 23.18 (26)	I4-Fin: 18.68 (40)	0.69					Sp1: 105.43 (7)	Avg.: 94.89
42	COLETTI Alexandra	MON	Int1: 27.00 (45)	Int2: 43.66 (42)	Int3: 1:07.73 (40)	Int4: 1:31.42 (43)	Fin: 1:50.25 (44)	I1-I2: 16.66 (38)	I2-I3: 24.07 (33)	I3-I4: 23.69 (46)	I4-Fin: 18.83 (43)	1.24					Sp1: 100.02 (48)	Avg.: 94.01
43	LINDELL-VIKARBY Jessica	SWE	Int1: 26.25 (20)	Int2: 42.59 (22)	Int3: 1:06.51 (23)	Int4: 1:29.84 (25)	Fin: 1:48.27 (25)	I1-I2: 16.34 (23)	I2-I3: 23.92 (21)	I3-I4: 23.33 (34)	I4-Fin: 18.43 (19)	0.49					Sp1: 101.93 (40)	Avg.: 95.73
44	HOFER Larissa	ITA	Int1: 26.36 (26)	Int2: 42.74 (25)	Int3: 1:06.87 (28)	Int4: 1:30.07 (28)	Fin: 1:48.39 (27)	I1-I2: 16.38 (25)	I2-I3: 24.13 (34)	I3-I4: 23.20 (27)	I4-Fin: 18.32 (15)	0.60					Sp1: 102.72 (33)	Avg.: 95.62
45	DESFORGES Emilie	CAN	Int1: 26.78 (40)	Int2: 43.66 (42)	Int3: 1:08.83 (48)	Int4: 1:32.50 (47)	Fin: 1:50.75 (46)	I1-I2: 16.88 (45)	I2-I3: 25.17 (48)	I3-I4: 23.67 (45)	I4-Fin: 18.25 (9)	1.02					Sp1: 101.42 (41)	Avg.: 93.58
46	LUDLOW Libby	USA	Int1: 27.51 (48)	Int2: 44.26 (48)	Int3: 1:08.51 (45)	Int4: 1:31.99 (45)	Fin: 1:50.54 (45)	I1-I2: 16.75 (41)	I2-I3: 24.25 (41)	I3-I4: 23.48 (38)	I4-Fin: 18.55 (28)	1.75					Sp1: 99.40 (49)	Avg.: 93.76
47	POLESCHUK Danielle	CAN	Int1: 26.83 (41)	Int2: 43.63 (41)	Int3: 1:08.02 (43)	Int4: 1:31.64 (44)	Fin: 1:50.22 (43)	I1-I2: 16.80 (43)	I2-I3: 24.39 (45)	I3-I4: 23.62 (44)	I4-Fin: 18.58 (32)	1.07					Sp1: 103.12 (25)	Avg.: 94.03
48	BORSOTTI Camilla	ITA	Int1: 26.93 (43)	Int2: 43.81 (45)	Int3: 1:08.62 (46)	Int4: 1:32.45 (46)	Fin: 1:51.06 (47)	I1-I2: 16.88 (45)	I2-I3: 24.81 (47)	I3-I4: 23.83 (47)	I4-Fin: 18.61 (36)	1.17					Sp1: 101.16 (46)	Avg.: 93.32



AUDI FIS SKI WORLD CUP 2007/08  
Whistler, BC (CAN)



8th LADIES' DOWNHILL

TUE 19 FEB 2008

PERFORMANCE ANALYSIS 2 TRAINING 1

Number of Competitors: 51

Bib	Name	Nation	Positions			Partials			Difference		Speed		
			Pos.	Time	Rank	Pos.	Time	Rank	Time	Dist(m)	Pos.	Km/h	Rank
49	AUBERT Sandrine	FRA	Int1:	26.95	(44)	I1-I2:	16.56	(35)	1.19		Sp1:	103.79	(18)
			Int2:	43.51	(40)	I2-I3:	24.24	(40)	1.53				
			Int3:	1:07.75	(41)	I3-I4:	23.24	(29)	2.17				
			Int4:	1:30.99	(39)	I4-Fin:	18.47	(21)	2.71				
			Fin:	1:49.46	(38)				2.92	76.80	Avg.:	94.69	
50	LOLOVIC Jelena	SRB	Int1:			I1-I2:					Sp1:		
			Int2:			I2-I3:							
			Int3:			I3-I4:							
			Int4:			I4-Fin:							
			Fin:	DNS							Avg.:		
51	PUENCHERA Jessica	SUI	Int1:	28.06	(49)	I1-I2:	17.90	(49)	2.30		Sp1:	102.06	(39)
			Int2:	45.96	(49)	I2-I3:	25.86	(49)	3.98				
			Int3:	1:11.82	(49)	I3-I4:	24.19	(49)	6.24				
			Int4:	1:36.01	(49)	I4-Fin:	19.94	(49)	7.73				
			Fin:	1:55.95	(49)				9.41	233.65	Avg.:	89.39	

LEGEND							
<b>Pos</b>	Intermediate or Speed Position	<b>Int1:</b>	Intermediate 1	<b>Int4:</b>	Intermediate 4	<b>DNS</b>	Did Not Start
<b>Avg.</b>	Average Speed for the race	<b>Int2:</b>	Intermediate 2	<b>DNF</b>	Did Not Finish	<b>Fin:</b>	Finish
<b>Dist(m)</b>	Distance behind the first	<b>Int3:</b>	Intermediate 3	<b>Sp1:</b>	Speed Trap 1		

19-02-2008 / Whistler, BC (CAN) / 5937

Page 6/6

Data Processing by LONGINES

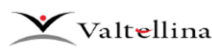
www.fis-ski.com

LONGINES Timing

Generation Date: TUE 19 FEB 2008

Time: 11:43

Document: 77B 1.0



Printed by XEROX