



AUDI FIS SKI WORLD CUP 2007/08
Whistler, BC (CAN)



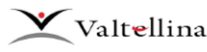
8th LADIES' DOWNHILL

WED 20 FEB 2008

ALPHABETICAL LIST OF COMPETITORS TRAINING 2

Number of Competitors: 51, Number of NOCs: 13

Nation	FIS Code	Name	FIS Points (8th of February 2008 - List 8)									
			DH	SL	GS	SG	SC					
AUT (9)	55750	FISCHBACHER Andrea	5.05	(16)	20.00	(151)	5.99	(30)	4.18	(13)	22.60	(93)
	55576	GOERGL Elisabeth	4.52	(12)	20.21	(153)	1.99	(2)	2.04	(7)	5.25	(15)
	55069	GOETSCHL Renate	0.96	(2)	46.07	(598)	20.47	(162)	0.00	(1)	-	
	55690	HOSP Nicole	5.07	(17)	1.13	(2)	2.61	(3)	1.57	(4)	2.47	(3)
	55212	MEISSNITZER Alexandra	5.64	(23)	154.34	(3298)	12.23	(73)	3.47	(11)	-	
	55588	RUMPFHUBER Ingrid	5.82	(26)	164.49	(3452)	28.32	(281)	23.35	(85)	-	
	55590	SCHILD Marlies	4.65	(13)	0.00	(1)	4.67	(13)	5.25	(21)	1.54	(2)
	55691	SPONRING Christine	6.00	(31)	16.57	(104)	22.82	(185)	5.63	(24)	5.36	(18)
55596	WILHELM Kathrin	14.70	(40)	166.12	(3487)	19.68	(154)	19.77	(62)	-		
CAN (5)	105997	BRYDON Emily	4.22	(9)	33.96	(344)	18.48	(139)	1.49	(3)	4.31	(11)
	106410	DESFORGES Emilie	35.47	(101)	24.40	(212)	15.13	(98)	24.41	(89)	27.67	(119)
	106022	JANYK Britt	3.65	(5)	31.40	(314)	17.39	(122)	2.89	(10)	25.97	(110)
	106662	POLESCHUK Danielle	37.57	(112)	35.77	(385)	58.91	(994)	52.99	(344)	25.76	(109)
	106402	VANDERBEEK Kelly	3.93	(7)	115.84	(2416)	37.33	(457)	4.52	(18)	-	
FRA (5)	195972	AUBERT Sandrine	40.47	(124)	5.69	(23)	30.21	(299)	30.09	(128)	5.30	(16)
	195671	JACQUEMOD Ingrid	3.89	(6)	32.83	(329)	4.42	(11)	5.32	(22)	4.15	(10)
	196460	MARCHAND-ARVIER Marie	4.82	(15)	37.86	(417)	19.68	(154)	14.94	(42)	5.94	(27)
	196573	REVILLET Aurelie	20.57	(55)	78.78	(1456)	35.62	(423)	26.62	(106)	31.26	(136)
	195983	ROLLAND Marion	27.94	(80)	64.05	(1038)	46.52	(659)	25.55	(97)	30.83	(133)
GBR (1)	225206	ALCOTT Chemmy	8.29	(34)	23.89	(208)	12.50	(75)	25.68	(98)	5.72	(23)
GER (2)	206001	RIESCH Maria	4.32	(10)	4.08	(8)	5.92	(28)	1.23	(2)	3.60	(6)
	206175	STECHELT Gina	21.54	(58)	24.50	(213)	17.70	(126)	14.05	(41)	13.92	(52)
ITA (8)	297134	BORSOTTI Camilla	38.58	(115)	21.33	(171)	30.54	(308)	29.75	(124)	5.61	(21)
	296472	FANCHINI Elena	5.84	(28)	138.31	(2979)	24.32	(207)	20.93	(74)	15.46	(58)
	296729	FANCHINI Nadia	6.00	(31)	51.67	(733)	6.00	(32)	5.90	(29)	-	
	296763	HOFER Larissa	33.70	(94)	54.30	(792)	30.90	(316)	40.32	(217)	26.67	(112)
	296008	MERIGHETTI Daniela	5.43	(20)	17.85	(114)	19.02	(145)	24.86	(93)	23.15	(98)
	296427	SCHNARF Johanna	22.33	(61)	20.02	(152)	16.78	(117)	22.69	(80)	5.58	(20)
	296473	SIORPAES Wendy	20.83	(56)	60.29	(943)	27.80	(275)	21.43	(76)	22.26	(88)
	296431	STUFFER Verena	21.17	(57)	92.11	(1828)	8.87	(47)	30.00	(127)	-	



ALPHABETICAL LIST OF COMPETITORS TRAINING 2

Number of Competitors: 51, Number of NOCs: 13

Nation	FIS Code	Name	FIS Points (8th of February 2008 – List 8)									
			DH		SL		GS		SG		SC	
MON (1)	375018	COLETTI Alexandra	28.67	(81)	47.72	(646)	22.68	(183)	32.69	(146)	34.06	(153)
SLO (2)	565243	MAZE Tina	5.76	(24)	39.43	(442)	12.38	(74)	4.43	(15)	5.99	(29)
	565261	ROBNIK Petra	26.94	(75)	15.01	(87)	27.36	(271)	23.69	(87)	4.97	(13)
SPA (1)	495318	RUIZ CASTILLO Carolina	5.56	(22)	59.68	(937)	14.18	(92)	5.39	(23)	–	
SRB (1)	315149	LOLOVIC Jelena	57.49	(195)	13.21	(69)	12.63	(78)	36.02	(176)	35.72	(160)
SUI (7)	515573	AUFDENBLATTEN Fraenzi	4.74	(14)	46.27	(603)	11.45	(61)	4.06	(12)	–	
	515429	DUMERMUTH Monika	5.37	(19)	356.61	(4630)	16.35	(108)	5.99	(30)	–	
	515747	GISIN Dominique	5.26	(18)	48.71	(675)	23.56	(202)	26.21	(105)	32.42	(145)
	515692	GRAND Rabea	25.62	(70)	12.06	(59)	16.59	(110)	49.35	(303)	5.22	(14)
	515587	PUENCHERA Jessica	64.74	(232)	23.08	(194)	48.26	(714)	26.17	(103)	24.64	(102)
	515560	SCHILD Martina	5.48	(21)	293.36	(4445)	19.06	(146)	2.81	(9)	–	
	515170	STYGER Nadia	4.32	(10)	211.29	(4028)	20.45	(161)	4.45	(16)	–	
SWE (3)	505449	BENT Nike	17.30	(51)	13.55	(72)	19.31	(149)	19.84	(63)	5.83	(24)
	505632	LINDELL-VIKARBY Jessica	33.28	(93)	27.21	(248)	5.67	(19)	4.50	(17)	22.46	(91)
	505483	PAERSON Anja	2.84	(4)	5.01	(11)	4.83	(14)	1.75	(5)	3.93	(8)
USA (6)	537582	COOK Stacey	16.68	(49)	29.07	(276)	14.77	(96)	5.73	(25)	5.66	(22)
	536884	LUDLOW Libby	35.69	(103)	301.57	(4480)	8.00	(44)	5.99	(30)	–	
	537545	MANCUSO Julia	2.82	(3)	5.79	(26)	2.94	(6)	2.19	(8)	0.00	(1)
	538038	MARSHALL Chelsea	22.44	(62)	23.72	(203)	23.22	(196)	32.08	(139)	12.79	(47)
	538305	SMITH Leanne	27.74	(78)	22.44	(188)	18.28	(135)	20.41	(67)	26.73	(113)
	537544	VONN Lindsey	0.00	(1)	16.54	(102)	5.38	(16)	1.87	(6)	2.47	(3)

LEGEND	DH Downhill	SL Slalom	GS Giant Slalom	SG Super-G	SC Super Combined
---------------	--------------------	------------------	------------------------	-------------------	--------------------------

20-02-2008 / Whistler, BC (CAN) / 5945

Page 2/2

Data Processing by LONGINES

www.fis-ski.com

LONGINES Timing

Generation Date: TUE 19 FEB 2008

Time: 17:03

Document: 32E 1.0



AUDI FIS SKI WORLD CUP 2007/08
Whistler, BC (CAN)



8th LADIES' DOWNHILL

WED 20 FEB 2008
 Start Time: 10:45

DRAW LIST BY POINTS TRAINING 2

Number of Competitors: 51, Number of NOCs: 13 Ranked 100 in the FIS List: WEYRICH C. FIS Pts: 35.45

No.	FIS Code	Name	Nation	WC SL-DH	WC SL-O	FIS-DH
1	537544	VONN Lindsey	USA	716 (1)	1246 (3)	0.00 (1)
2	55069	GOETSCHL Renate	AUT	545 (2)	906 (8)	0.96 (2)
3	505483	PAERSON Anja	SWE	373 (3)	1068 (5)	2.84 (4)
4	537545	MANCUSO Julia	USA	341 (4)	1242 (4)	2.82 (3)
5	106402	VANDERBEEK Kelly	CAN	337 (5)	451 (18)	3.93 (7)
6	106022	JANYK Britt	CAN	332 (6)	555 (15)	3.65 (5)
7	195671	JACQUEMOD Ingrid	FRA	276 (7)	630 (13)	3.89 (6)
8	515170	STYGER Nadia	SUI	263 (8)	405 (21)	4.32 (10)
9	206001	RIESCH Maria	GER	255 (9)	1039 (6)	4.32 (9)
10	105997	BRYDON Emily	CAN	246 (11)	611 (14)	4.22 (8)
11	55576	GOERGL Elisabeth	AUT	214 (12)	1013 (7)	4.52 (11)
12	55590	SCHILD Marlies	AUT	189 (13)	1323 (2)	4.65 (12)
13	515573	AUFDENBLATTEN Fraenzi	SUI	189 (13)	323 (28)	4.74 (13)
14	196460	MARCHAND-ARVIER Marie	FRA	172 (15)	237 (34)	4.82 (14)
15	55690	HOSP Nicole	AUT	158 (16)	1479 (1)	5.07 (16)
16	+400 55750	FISCHBACHER Andrea	AUT	149 (18)	436 (19)	5.05 (15)
17	515747	GISIN Dominique	SUI	152 (17)	164 (42)	5.26 (17)
18	296008	MERIGHETTI Daniela	ITA	136 (19)	166 (40)	5.43 (19)
19	515560	SCHILD Martina	SUI	135 (20)	357 (25)	5.48 (20)
20	515429	DUMERMUTH Monika	SUI	129 (21)	165 (41)	5.37 (18)
21	565243	MAZE Tina	SLO	120 (22)	311 (30)	5.76 (23)
22	495318	RUIZ CASTILLO Carolina	SPA	114 (23)	202 (38)	5.56 (21)
23	296729	FANCHINI Nadia	ITA	109 (24)	150 (43)	6.00 (27)
24	296472	FANCHINI Elena	ITA	105 (25)	124 (52)	5.84 (25)
25	55212	MEISSNITZER Alexandra	AUT	104 (26)	324 (27)	5.64 (22)
26	55588	RUMPFHUBER Ingrid	AUT	89 (27)	90 (62)	5.82 (24)
27	296431	STUFFER Verena	ITA	58 (33)	58 (81)	21.17 (34)
28	537582	COOK Stacey	USA	55 (34)	147 (44)	16.68 (30)
29	206175	STECHERT Gina	GER	53 (35)	81 (65)	21.54 (35)
30	225206	ALCOTT Chemmy	GBR	49 (36)	142 (47)	8.29 (28)
31	55691	SPONRING Christine	AUT	30 (43)	145 (45)	6.00 (26)
32	55596	WILHELM Kathrin	AUT	40 (37)	56 (85)	14.70 (29)
33	505449	BENT Nike	SWE	27 (44)	73 (69)	17.30 (31)
34	196573	REVILLET Aurelie	FRA	40 (37)	63 (75)	20.57 (32)
35	296473	SIORPAES Wendy	ITA	34 (41)	50 (88)	20.83 (33)
36	296427	SCHNARF Johanna	ITA	14 (48)	58 (81)	22.33 (36)



AUDI FIS SKI WORLD CUP 2007/08
Whistler, BC (CAN)



8th LADIES' DOWNHILL

WED 20 FEB 2008
Start Time: 10:45

DRAW LIST BY POINTS TRAINING 2

Number of Competitors: 51, Number of NOCs: 13 Ranked 100 in the FIS List: WEYRICH C. FIS Pts: 35.45

No.	FIS Code	Name	Nation	WCSL-DH	WCSL-O	FIS-DH
37	538038	MARSHALL Chelsea	USA	32 (42)	32 (98)	22.44 (37)
38	515692	GRAND Rabea	SUI	1 (65)	67 (72)	25.62 (38)
39	565261	ROBNIK Petra	SLO	-	63 (75)	26.94 (39)
40	538305	SMITH Leanne	USA	8 (51)	24 (109)	27.74 (40)
41	195983	ROLLAND Marion	FRA	25 (45)	25 (107)	27.94 (41)
42	375018	COLETTI Alexandra	MON	12 (49)	14 (130)	28.67 (42)
43	505632	LINDELL-VIKARBY Jessica	SWE	1 (65)	224 (36)	33.28 (43)
44	296763	HOFER Larissa	ITA	-	-	33.70 (44)
45	106410	DESFORGES Emilie	CAN	-	4 (148)	> 35.47 (45)
46	536884	LUDLOW Libby	USA	8 (51)	60 (79)	> 35.69 (46)
47	106662	POLESCHUK Danielle	CAN	-	-	> 37.57 (47)
48	297134	BORSOTTI Camilla	ITA	-	39 (94)	> 38.58 (48)
49	195972	AUBERT Sandrine	FRA	2 (61)	143 (46)	> 40.47 (49)
50	315149	LOLOVIC Jelena	SRB	-	22 (115)	> 57.49 (50)
51	515587	PUENCHERA Jessica	SUI	-	20 (118)	> 64.74 (51)

LEGEND		
+400	More than 400 points on WCSL-O after 15th place or after 30th place	WCSL-O
WCSL-DH	World Cup Start List points for Downhill	No.
FIS-DH	FIS points for Downhill	Overall WCSL points Control Number

20-02-2008 / Whistler, BC (CAN) / 5945

Page 2/2

Data Processing by LONGINES

www.fis-ski.com

LONGINES Timing

Generation Date: TUE 19 FEB 2008

Time: 17:04

Document: 45B 1.0



Printed by XEROX



AUDI FIS SKI WORLD CUP 2007/08
Whistler, BC (CAN)



8th LADIES' DOWNHILL
START LIST TRAINING 2

WED 20 FEB 2008
 Start Time: 10:45

Jury

TD FIS	P. KROGOLL	GER
Referee	A. SKAARDAL	FIS
Assistant Referee	J. TISCHHAUSER	FIS
Chief of Race	B. HOLLIDAY	CAN

Technical Data

Course Name	Franz's Downhill
Start Altitude	1595 m
Finish Altitude	825 m
Vertical Drop	770 m
Course Length	2879 m
Homologation Number	8651/11/07

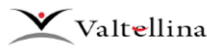
Race Information

Course Setter	J. TISCHHAUSER	FIS
Number of Gates	38	
Start Time	10:45	

Forerunners	A - L.-P. HELIE	CAN	F - S. REY	CAN
	B - B. LEMAN	CAN	G - K. SERWA	CAN
	C - S. MACDONALD	CAN	H - B. SPENCE	CAN
	D - C. PRIDY	CAN	I - B. THOMSEN	CAN
	E - M. PRIDY	CAN	J - G. SINE	CAN

Number of Competitors: 51

Bib	FIS Code	Name	Year of Birth	Nation	Time	Ski
1	296729	FANCHINI Nadia	1986	ITA		Dynastar
2	537582	COOK Stacey	1984	USA		Rossignol
3	55212	MEISSNITZER Alexandra	1973	AUT		Voelkl
4	206175	STECHELT Gina	1987	GER		Voelkl
5	55750	FISCHBACHER Andrea	1985	AUT		Atomic
6	55690	HOSP Nicole	1983	AUT		Voelkl
7	105997	BRYDON Emily	1980	CAN		Salomon
8	196460	MARCHAND-ARVIER Marie	1985	FRA		Salomon
9	55590	SCHILD Marlies	1981	AUT		Atomic
10	206001	RIESCH Maria	1984	GER		Head
11	515573	AUFDENBLATTEN Fraenzi	1981	SUI		Rossignol
12	55576	GOERGL Elisabeth	1981	AUT		Head
13	515170	STYGER Nadia	1978	SUI		Voelkl
14	55069	GOETSCHL Renate	1975	AUT		Atomic
15	505483	PAERSON Anja	1981	SWE		Salomon
16	537544	VONN Lindsey	1984	USA		Rossignol
17	106022	JANYK Britt	1980	CAN		Voelkl
18	537545	MANCUSO Julia	1984	USA		Rossignol
19	106402	VANDERBEEK Kelly	1983	CAN		Voelkl
20	195671	JACQUEMOD Ingrid	1978	FRA		Salomon





AUDI FIS SKI WORLD CUP 2007/08
Whistler, BC (CAN)

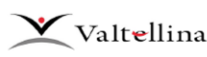


8th LADIES' DOWNHILL
START LIST TRAINING 2

WED 20 FEB 2008
Start Time: 10:45

Number of Competitors: 51

Bib	FIS Code	Name	Year of Birth	Nation	Time	Ski
21	55588	RUMPFHUBER Ingrid	1981	AUT	_____	Blizzard
22	495318	RUIZ CASTILLO Carolina	1981	SPA	_____	Salomon
23	225206	ALCOTT Chemmy	1982	GBR	_____	Voelkl
24	515747	GISIN Dominique	1985	SUI	_____	Voelkl
25	296431	STUFFER Verena	1984	ITA	_____	Fischer
26	515560	SCHILD Martina	1981	SUI	_____	Voelkl
27	565243	MAZE Tina	1983	SLO	_____	Rossignol
28	515429	DUMERMUTH Monika	1977	SUI	_____	Stoeckli
29	296472	FANCHINI Elena	1985	ITA	_____	Dynastar
30	296008	MERIGHETTI Daniela	1981	ITA	_____	Salomon
31	55691	SPONRING Christine	1983	AUT	_____	Head
32	55596	WILHELM Kathrin	1981	AUT	_____	Rossignol
33	505449	BENT Nike	1981	SWE	_____	Rossignol
34	196573	REVILLET Aurelie	1986	FRA	_____	Salomon
35	296473	SIORPAES Wendy	1985	ITA	_____	Voelkl
36	296427	SCHNARF Johanna	1984	ITA	_____	Voelkl
37	538038	MARSHALL Chelsea	1986	USA	_____	Dynastar
38	515692	GRAND Rabea	1984	SUI	_____	Head
39	565261	ROBNIK Petra	1984	SLO	_____	Rossignol
40	538305	SMITH Leanne	1987	USA	_____	Dynastar
41	195983	ROLLAND Marion	1982	FRA	_____	Rossignol
42	375018	COLETTI Alexandra	1983	MON	_____	Voelkl
43	505632	LINDELL-VIKARBY Jessica	1984	SWE	_____	Rossignol
44	296763	HOFER Larissa	1986	ITA	_____	Atomic
45	106410	DEFORGES Emilie	1983	CAN	_____	Head
46	536884	LUDLOW Libby	1981	USA	_____	Voelkl
47	106662	POLESCHUK Danielle	1986	CAN	_____	_____
48	297134	BORSOTTI Camilla	1988	ITA	_____	Salomon
49	195972	AUBERT Sandrine	1982	FRA	_____	Fischer
50	315149	LOLOVIC Jelena	1981	SRB	_____	Rossignol
51	515587	PUENCHERA Jessica	1982	SUI	_____	Head





AUDI FIS SKI WORLD CUP 2007/08
Whistler, BC (CAN)



8th LADIES' DOWNHILL
RESULTS TRAINING 2 BY RANK

WED 20 FEB 2008
 Start Time: 10:00

Jury

TD FIS	P. KROGOLL	GER
Referee	A. SKAARDAL	FIS
Assistant Referee	J. TISCHHAUSER	FIS
Chief of Race	B. HOLLIDAY	CAN

Technical Data

Course Name	Franz's Downhill
Start Altitude	1595 m
Finish Altitude	825 m
Vertical Drop	770 m
Course Length	2879 m
Homologation Number	8651/11/07

Race Information

Course Setter	J. TISCHHAUSER	FIS
Number of Gates	38	
Start Time	10:00	

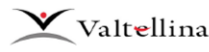
Forerunners	A - L.-P. HELIE	CAN	F - S. REY	CAN
	B - B. LEMAN	CAN	G - K. SERWA	CAN
	C - S. MACDONALD	CAN	H - B. SPENCE	CAN
	D - C. PRIDY	CAN	I - B. THOMSEN	CAN
	E - M. PRIDY	CAN	J - G. SINE	CAN

Weather: Cloudy **Snow:** Hard **Temperature – Start:** 1 °C **Finish:** 0 °C

Number of Competitors: 51

Rank	Bib	FIS Code	Name	Year of Birth	Nation	Time	Diff.	Dist. (m)	Ski
1	1	296729	FANCHINI Nadia	1986	ITA	1:46.65			Dynastar
2	13	515170	STYGER Nadia	1978	SUI	1:47.10	0.45	12.10	Voelkl
3	5	55750	FISCHBACHER Andrea	1985	AUT	1:47.35	0.70	18.77	Atomic
4	15	505483	PAERSON Anja	1981	SWE	1:47.39	0.74	19.84	Salomon
5	20	195671	JACQUEMOD Ingrid	1978	FRA	1:47.81	1.16	30.98	Salomon
6	8	196460	MARCHAND-ARVIER Marie	1985	FRA	1:47.88	1.23	32.83	Salomon
7	28	515429	DUMERMUTH Monika	1977	SUI	1:47.90	1.25	33.35	Stoekli
8	16	537544	VONN Lindsey	1984	USA	1:47.91	1.26	33.62	Rossignol
8	14	55069	GOETSCHL Renate	1975	AUT	1:47.91	1.26	33.62	Atomic
10	9	55590	SCHILD Marlies	1981	AUT	1:47.92	1.27	33.88	Atomic
11	24	515747	GISIN Dominique	1985	SUI	1:48.00	1.35	35.99	Voelkl
12	3	55212	MEISSNITZER Alexandra	1973	AUT	1:48.11	1.46	38.88	Voelkl
13	11	515573	AUFDENBLATTEN Fraenzi	1981	SUI	1:48.20	1.55	41.24	Rossignol
14	19	106402	VANDERBEEK Kelly	1983	CAN	1:48.21	1.56	41.50	Voelkl
15	4	206175	STECHELT Gina	1987	GER	1:48.25	1.60	42.55	Voelkl
16	10	206001	RIESCH Maria	1984	GER	1:48.27	1.62	43.08	Head

#076 _____





AUDI FIS SKI WORLD CUP 2007/08
Whistler, BC (CAN)



8th LADIES' DOWNHILL
RESULTS TRAINING 2 BY RANK

WED 20 FEB 2008
Start Time: 10:00

Number of Competitors: 51

Rank	Bib	FIS Code	Name	Year of Birth	Nation	Time	Diff.	Dist. (m)	Ski
17	21	55588	RUMPFHUBER Ingrid	1981	AUT	1:48.29	1.64	43.60	Blizzard
18	12	55576	GOERGL Elisabeth	1981	AUT	1:48.38	1.73	45.96	Head
19	22	495318	RUIZ CASTILLO Carolina	1981	SPA	1:48.45	1.80	47.78	Salomon
20	7	105997	BRYDON Emily	1980	CAN	1:48.52	1.87	49.61	Salomon
21	29	296472	FANCHINI Elena	1985	ITA	1:48.60	1.95	51.69	Dynastar
22	37	538038	MARSHALL Chelsea	1986	USA	1:48.62	1.97	52.22	Dynastar
23	43	505632	LINDELL-VIKARBY Jessica	1984	SWE	1:48.92	2.27	60.00	Rossignol
24	30	296008	MERIGHETTI Daniela	1981	ITA	1:48.97	2.32	61.29	Salomon
25	34	196573	REVILLET Aurelie	1986	FRA	1:49.12	2.47	65.17	Salomon
26	27	565243	MAZE Tina	1983	SLO	1:49.16	2.51	66.20	Rossignol
27	18	537545	MANCUSO Julia	1984	USA	1:49.18	2.53	66.71	Rossignol
28	26	515560	SCHILD Martina	1981	SUI	1:49.48	2.83	74.42	Voelkl
29	36	296427	SCHNARF Johanna	1984	ITA	1:49.51	2.86	75.19	Voelkl
30	6	55690	HOSP Nicole	1983	AUT	1:49.52	2.87	75.44	Voelkl
31	23	225206	ALCOTT Chemmy	1982	GBR	1:49.57	2.92	76.72	Voelkl
32	31	55691	SPONRING Christine	1983	AUT	1:49.59	2.94	77.24	Head
33	32	55596	WILHELM Kathrin	1981	AUT	1:49.68	3.03	79.53	Rossignol
34	35	296473	SIORPAES Wendy	1985	ITA	1:49.83	3.18	83.36	Voelkl
35	33	505449	BENT Nike	1981	SWE	1:49.93	3.28	85.90	Rossignol
36	40	538305	SMITH Leanne	1987	USA	1:50.05	3.40	88.95	Dynastar
37	2	537582	COOK Stacey	1984	USA	1:50.07	3.42	89.45	Rossignol
38	44	296763	HOFER Larissa	1986	ITA	1:50.09	3.44	89.96	Atomic
39	41	195983	ROLLAND Marion	1982	FRA	1:50.16	3.51	91.73	Rossignol
40	42	375018	COLETTI Alexandra	1983	MON	1:50.47	3.82	99.55	Voelkl
41	49	195972	AUBERT Sandrine	1982	FRA	1:50.78	4.13	107.33	Fischer
42	45	106410	DESFORGES Emilie	1983	CAN	1:51.16	4.51	116.81	Head
43	38	515692	GRAND Rabea	1984	SUI	1:51.20	4.55	117.80	Head
44	47	106662	POLESCHUK Danielle	1986	CAN	1:51.62	4.97	128.19	
45	48	297134	BORSOTTI Camilla	1988	ITA	1:52.32	5.67	145.33	Salomon
46	51	515587	PUENCHERA Jessica	1982	SUI	1:53.21	6.56	166.82	Head
47	50	315149	LOLOVIC Jelena	1981	SRB	1:53.67	7.02	177.80	Rossignol
	46	536884	LUDLOW Libby	1981	USA	DNS			Voelkl
	17	106022	JANYK Britt	1980	CAN	DQ	Gate 36 Rule 629.3		Voelkl
	25	296431	STUFFER Verena	1984	ITA	DQ	Gate 15 Rule 629.3		Fischer
	39	565261	ROBNIK Petra	1984	SLO	DQ	Gate 33 Rule 629.3		Rossignol

Reason for disqualification:

629.3 Does not pass through a gate correctly (art. 661.4)
or does not start within the time limits defined by art. 613.7

Technical Delegate:
P. KROGOLL (GER) #076

LEGEND

DNS Did Not Start DQ Disqualified

20-02-2008 / Whistler, BC (CAN) / 5945

Page 2/2

Data Processing by LONGINES

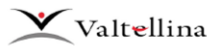
www.fis-ski.com

LONGINES Timing

Generation Date: WED 20 FEB 2008

Time: 11:28

Document: 74B 1.0





AUDI FIS SKI WORLD CUP 2007/08
Whistler, BC (CAN)



8th LADIES' DOWNHILL
RESULTS TRAINING 2 BY BIB

WED 20 FEB 2008
 Start Time: 10:00

Jury

TD FIS	P. KROGOLL	GER
Referee	A. SKAARDAL	FIS
Assistant Referee	J. TISCHHAUSER	FIS
Chief of Race	B. HOLLIDAY	CAN

Technical Data

Course Name	Franz's Downhill
Start Altitude	1595 m
Finish Altitude	825 m
Vertical Drop	770 m
Course Length	2879 m
Homologation Number	8651/11/07

Race Information

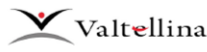
Course Setter	J. TISCHHAUSER	FIS
Number of Gates	38	
Start Time	10:00	

Forerunners	A - L.-P. HELIE	CAN	F - S. REY	CAN
	B - B. LEMAN	CAN	G - K. SERWA	CAN
	C - S. MACDONALD	CAN	H - B. SPENCE	CAN
	D - C. PRIDY	CAN	I - B. THOMSEN	CAN
	E - M. PRIDY	CAN	J - G. SINE	CAN

Weather: Cloudy **Snow:** Hard **Temperature – Start:** 1 °C **Finish:** 0 °C

Number of Competitors: 51

Bib	FIS Code	Name	Year of Birth	Nation	Time	Rank	Ski
1	296729	FANCHINI Nadia	1986	ITA	1:46.65	(1)	Dynastar
2	537582	COOK Stacey	1984	USA	1:50.07	(37)	Rossignol
3	55212	MEISSNITZER Alexandra	1973	AUT	1:48.11	(12)	Voelkl
4	206175	STECHEGERT Gina	1987	GER	1:48.25	(15)	Voelkl
5	55750	FISCHBACHER Andrea	1985	AUT	1:47.35	(3)	Atomic
6	55690	HOSP Nicole	1983	AUT	1:49.52	(30)	Voelkl
7	105997	BRYDON Emily	1980	CAN	1:48.52	(20)	Salomon
8	196460	MARCHAND-ARVIER Marie	1985	FRA	1:47.88	(6)	Salomon
9	55590	SCHILD Marlies	1981	AUT	1:47.92	(10)	Atomic
10	206001	RIESCH Maria	1984	GER	1:48.27	(16)	Head
11	515573	AUFDENBLATTEN Fraenzi	1981	SUI	1:48.20	(13)	Rossignol
12	55576	GOERGL Elisabeth	1981	AUT	1:48.38	(18)	Head
13	515170	STYGER Nadia	1978	SUI	1:47.10	(2)	Voelkl
14	55069	GOETSCHL Renate	1975	AUT	1:47.91	(8)	Atomic
15	505483	PAERSON Anja	1981	SWE	1:47.39	(4)	Salomon
16	537544	VONN Lindsey	1984	USA	1:47.91	(8)	Rossignol
17	106022	JANYK Britt	1980	CAN	DQ	Gate 36 Rule 629.3	Voelkl
18	537545	MANCUSO Julia	1984	USA	1:49.18	(27)	Rossignol





AUDI FIS SKI WORLD CUP 2007/08
Whistler, BC (CAN)



8th LADIES' DOWNHILL
RESULTS TRAINING 2 BY BIB

WED 20 FEB 2008
Start Time: 10:00

Number of Competitors: 51

Bib	FIS Code	Name	Year of Birth	Nation	Time	Rank	Ski
19	106402	VANDERBEEK Kelly	1983	CAN	1:48.21	(14)	Voelkl
20	195671	JACQUEMOD Ingrid	1978	FRA	1:47.81	(5)	Salomon
21	55588	RUMPFHUBER Ingrid	1981	AUT	1:48.29	(17)	Blizzard
22	495318	RUIZ CASTILLO Carolina	1981	SPA	1:48.45	(19)	Salomon
23	225206	ALCOTT Chemmy	1982	GBR	1:49.57	(31)	Voelkl
24	515747	GISIN Dominique	1985	SUI	1:48.00	(11)	Voelkl
25	296431	STUFFER Verena	1984	ITA	DQ	Gate 15 Rule 629.3	Fischer
26	515560	SCHILD Martina	1981	SUI	1:49.48	(28)	Voelkl
27	565243	MAZE Tina	1983	SLO	1:49.16	(26)	Rossignol
28	515429	DUMERMUTH Monika	1977	SUI	1:47.90	(7)	Stoeckli
29	296472	FANCHINI Elena	1985	ITA	1:48.60	(21)	Dynastar
30	296008	MERIGHETTI Daniela	1981	ITA	1:48.97	(24)	Salomon
31	55691	SPONRING Christine	1983	AUT	1:49.59	(32)	Head
32	55596	WILHELM Kathrin	1981	AUT	1:49.68	(33)	Rossignol
33	505449	BENT Nike	1981	SWE	1:49.93	(35)	Rossignol
34	196573	REVILLET Aurelie	1986	FRA	1:49.12	(25)	Salomon
35	296473	SIORPAES Wendy	1985	ITA	1:49.83	(34)	Voelkl
36	296427	SCHNARF Johanna	1984	ITA	1:49.51	(29)	Voelkl
37	538038	MARSHALL Chelsea	1986	USA	1:48.62	(22)	Dynastar
38	515692	GRAND Rabea	1984	SUI	1:51.20	(43)	Head
39	565261	ROBNIK Petra	1984	SLO	DQ	Gate 33 Rule 629.3	Rossignol
40	538305	SMITH Leanne	1987	USA	1:50.05	(36)	Dynastar
41	195983	ROLLAND Marion	1982	FRA	1:50.16	(39)	Rossignol
42	375018	COLETTI Alexandra	1983	MON	1:50.47	(40)	Voelkl
43	505632	LINDELL-VIKARBY Jessica	1984	SWE	1:48.92	(23)	Rossignol
44	296763	HOFER Larissa	1986	ITA	1:50.09	(38)	Atomic
45	106410	DESFORGES Emilie	1983	CAN	1:51.16	(42)	Head
46	536884	LUDLOW Libby	1981	USA	DNS		Voelkl
47	106662	POLESCHUK Danielle	1986	CAN	1:51.62	(44)	
48	297134	BORSOTTI Camilla	1988	ITA	1:52.32	(45)	Salomon
49	195972	AUBERT Sandrine	1982	FRA	1:50.78	(41)	Fischer
50	315149	LOLOVIC Jelena	1981	SRB	1:53.67	(47)	Rossignol
51	515587	PUENCHERA Jessica	1982	SUI	1:53.21	(46)	Head

Reason for disqualification:

629.3 Does not pass through a gate correctly (art. 661.4)
or does not start within the time limits defined by art. 613.7

LEGEND

DQ Disqualified DNS Did Not Start

20-02-2008 / Whistler, BC (CAN) / 5945

Page 2/2

Data Processing by LONGINES

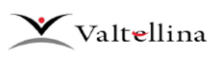
www.fis-ski.com

LONGINES Timing

Generation Date: WED 20 FEB 2008

Time: 11:28

Document: 74A 1.0





AUDI FIS SKI WORLD CUP 2007/08
Whistler, BC (CAN)



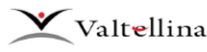
8th LADIES' DOWNHILL

WED 20 FEB 2008

PERFORMANCE ANALYSIS 1 TRAINING 2

Number of Competitors: 50

Rank	Bib	Name	Nation	Positions			Partials			Difference		Speed								
				Pos.	Time	Rank	Pos.	Time	Rank	Time	Dist(m)	Pos.	Km/h	Rank						
1	1	FANCHINI Nadia	ITA	Int1: 25.74 (2)	Int2: 41.89 (1)	Int3: 1:05.30 (1)	Int4: 1:28.25 (1)	Fin: 1:46.65 (1)	I1-I2: 16.15 (1)	I2-I3: 23.41 (1)	I3-I4: 22.95 (3)	I4-Fin: 18.40 (7)	0.15	0.00	0.00	0.00	Sp1: 101.67 (11)	Avg.: 97.18		
2	13	STYGER Nadia	SUI	Int1: 25.76 (4)	Int2: 42.06 (3)	Int3: 1:05.64 (2)	Int4: 1:28.87 (3)	Fin: 1:47.10 (2)	I1-I2: 16.30 (10)	I2-I3: 23.58 (2)	I3-I4: 23.23 (13)	I4-Fin: 18.23 (2)	0.17	0.17	0.34	0.62	0.45	12.10	Sp1: 101.03 (19)	Avg.: 96.77
3	5	FISCHBACHER Andrea	AUT	Int1: 26.05 (15)	Int2: 42.23 (11)	Int3: 1:05.96 (5)	Int4: 1:29.12 (5)	Fin: 1:47.35 (3)	I1-I2: 16.18 (3)	I2-I3: 23.73 (4)	I3-I4: 23.16 (9)	I4-Fin: 18.23 (2)	0.46	0.34	0.66	0.87	0.70	18.77	Sp1: 101.67 (11)	Avg.: 96.55
4	15	PAERSON Anja	SWE	Int1: 25.76 (4)	Int2: 42.06 (3)	Int3: 1:05.84 (4)	Int4: 1:28.96 (4)	Fin: 1:47.39 (4)	I1-I2: 16.30 (10)	I2-I3: 23.78 (6)	I3-I4: 23.12 (7)	I4-Fin: 18.43 (9)	0.17	0.17	0.54	0.71	0.74	19.84	Sp1: 102.72 (7)	Avg.: 96.51
5	17	JANYK Britt	CAN	Int1: 25.74 (2)	Int2: 41.89 (1)	Int3: 1:05.66 (3)	Int4: 1:28.58 (2)	Fin: 1:47.76 (5)	I1-I2: 16.15 (1)	I2-I3: 23.77 (5)	I3-I4: 22.92 (2)	I4-Fin: 19.18 (45)	0.15	0.00	0.36	0.33	1.11	29.66	Sp1: 103.52 (3)	Avg.: 96.18
6	20	JACQUEMOD Ingrid	FRA	Int1: 25.79 (6)	Int2: 42.22 (10)	Int3: 1:06.18 (9)	Int4: 1:29.27 (8)	Fin: 1:47.81 (6)	I1-I2: 16.43 (22)	I2-I3: 23.96 (12)	I3-I4: 23.09 (6)	I4-Fin: 18.54 (17)	0.20	0.33	0.88	1.02	1.16	30.98	Sp1: 100.27 (24)	Avg.: 96.14
7	8	MARCHAND-ARVIER Marie	FRA	Int1: 26.35 (34)	Int2: 42.57 (21)	Int3: 1:06.26 (10)	Int4:	Fin: 1:47.88 (7)	I1-I2: 16.22 (6)	I2-I3: 23.69 (3)	I3-I4:	I4-Fin:	0.76	0.68	0.96	1.23	32.83	Sp1:	Avg.: 96.07	
8	28	DUMERMUTH Monika	SUI	Int1: 25.83 (7)	Int2: 42.17 (8)	Int3: 1:06.40 (15)	Int4: 1:29.46 (10)	Fin: 1:47.90 (8)	I1-I2: 16.34 (16)	I2-I3: 24.23 (25)	I3-I4: 23.06 (4)	I4-Fin: 18.44 (11)	0.24	0.28	1.10	1.21	1.25	33.35	Sp1: 101.29 (15)	Avg.: 96.06



PERFORMANCE ANALYSIS 1 TRAINING 2

Number of Competitors: 50

Rank	Bib	Name	Nation	Positions			Partials			Difference		Speed				
				Pos.	Time	Rank	Pos.	Time	Rank	Time	Dist(m)	Pos.	Km/h	Rank		
9	16	VONN Lindsey	USA	Int1: 25.95 (12)	Int2: 42.13 (6)	Int3: 1:06.06 (7)	Int4: 1:29.12 (5)	Fin: 1:47.91 (9)	I1-I2: 16.18 (3)	I2-I3: 23.93 (11)	I3-I4: 23.06 (4)	I4-Fin: 18.79 (33)	0.36 0.24 0.76 0.87 1.26	33.62	Sp1: 101.67 (11)	Avg.: 96.05
9	14	GOETSCHL Renate	AUT	Int1: 25.93 (9)	Int2: 42.27 (13)	Int3: 1:06.10 (8)	Int4: 1:29.41 (9)	Fin: 1:47.91 (9)	I1-I2: 16.34 (16)	I2-I3: 23.83 (7)	I3-I4: 23.31 (19)	I4-Fin: 18.50 (15)	0.34 0.38 0.80 1.16 1.26	33.62	Sp1: 101.29 (15)	Avg.: 96.05
11	9	SCHILD Marlies	AUT	Int1: 25.96 (13)	Int2: 42.16 (7)	Int3: 1:06.01 (6)	Int4: 1:29.25 (7)	Fin: 1:47.92 (11)	I1-I2: 16.20 (5)	I2-I3: 23.85 (8)	I3-I4: 23.24 (14)	I4-Fin: 18.67 (26)	0.37 0.27 0.71 1.00 1.27	33.88	Sp1: 98.78 (39)	Avg.: 96.04
12	24	GISIN Dominique	SUI	Int1: 26.13 (17)	Int2: 42.50 (18)	Int3: 1:06.69 (20)	Int4: 1:29.82 (16)	Fin: 1:48.00 (12)	I1-I2: 16.37 (18)	I2-I3: 24.19 (21)	I3-I4: 23.13 (8)	I4-Fin: 18.18 (1)	0.54 0.61 1.39 1.57 1.35	35.99	Sp1: 104.06 (2)	Avg.: 95.97
13	3	MEISSNITZER Alexandra	AUT	Int1: 25.94 (10)	Int2: 42.39 (14)	Int3: 1:06.28 (11)	Int4: 1:29.49 (11)	Fin: 1:48.11 (13)	I1-I2: 16.45 (24)	I2-I3: 23.89 (9)	I3-I4: 23.21 (11)	I4-Fin: 18.62 (21)	0.35 0.50 0.98 1.24 1.46	38.88	Sp1: 100.27 (24)	Avg.: 95.87
14	11	AUFDENBLATTEN Fraenzi	SUI	Int1: 25.94 (10)	Int2: 42.18 (9)	Int3: 1:06.46 (16)	Int4: 1:29.73 (14)	Fin: 1:48.20 (14)	I1-I2: 16.24 (7)	I2-I3: 24.28 (27)	I3-I4: 23.27 (15)	I4-Fin: 18.47 (13)	0.35 0.29 1.16 1.48 1.55	41.24	Sp1: 101.29 (15)	Avg.: 95.79
15	19	VANDERBEEK Kelly	CAN	Int1: 26.08 (16)	Int2: 42.39 (14)	Int3: 1:06.38 (13)	Int4: 1:29.67 (13)	Fin: 1:48.21 (15)	I1-I2: 16.31 (13)	I2-I3: 23.99 (15)	I3-I4: 23.29 (17)	I4-Fin: 18.54 (17)	0.49 0.50 1.08 1.42 1.56	41.50	Sp1: 102.85 (6)	Avg.: 95.78
16	4	STECHELT Gina	GER	Int1: 26.25 (27)	Int2: 42.58 (22)	Int3: 1:06.56 (19)	Int4: 1:29.84 (17)	Fin: 1:48.25 (16)	I1-I2: 16.33 (15)	I2-I3: 23.98 (14)	I3-I4: 23.28 (16)	I4-Fin: 18.41 (8)	0.66 0.69 1.26 1.59 1.60	42.55	Sp1: 101.55 (14)	Avg.: 95.75
17	10	RIESCH Maria	GER	Int1: 26.20 (21)	Int2: 42.51 (19)	Int3: 1:06.48 (17)	Int4: 1:29.65 (12)	Fin: 1:48.27 (17)	I1-I2: 16.31 (13)	I2-I3: 23.97 (13)	I3-I4: 23.17 (10)	I4-Fin: 18.62 (21)	0.61 0.62 1.18 1.40 1.62	43.08	Sp1: 100.90 (21)	Avg.: 95.73
18	21	RUMPFHUBER Ingrid	AUT	Int1: 25.59 (1)	Int2: 42.07 (5)	Int3: 1:06.55 (18)	Int4: 1:29.85 (18)	Fin: 1:48.29 (18)	I1-I2: 16.48 (26)	I2-I3: 24.48 (37)	I3-I4: 23.30 (18)	I4-Fin: 18.44 (11)	0.00 0.18 1.25 1.60 1.64	43.60	Sp1: 103.52 (3)	Avg.: 95.71

PERFORMANCE ANALYSIS 1 TRAINING 2

Number of Competitors: 50

Rank	Bib	Name	Nation	Positions			Partials			Difference		Speed	
				Pos.	Time	Rank	Pos.	Time	Rank	Time	Dist(m)	Pos.	Km/h
19	12	GOERGL Elisabeth	AUT	Int1: 26.42 (38)			I1-I2: 16.25 (8)			0.83		Sp1: 100.02 (29)	
				Int2: 42.67 (26)			I2-I3: 24.12 (18)			0.78			
				Int3: 1:06.79 (22)			I3-I4: 23.22 (12)			1.49			
				Int4: 1:30.01 (20)			I4-Fin: 18.37 (6)			1.76			
				Fin: 1:48.38 (19)						1.73	45.96	Avg.: 95.63	
20	22	RUIZ CASTILLO Carolina	SPA	Int1: 25.84 (8)			I1-I2: 16.42 (21)			0.25		Sp1: 100.52 (23)	
				Int2: 42.26 (12)			I2-I3: 24.13 (19)			0.37			
				Int3: 1:06.39 (14)			I3-I4: 23.42 (22)			1.09			
				Int4: 1:29.81 (15)			I4-Fin: 18.64 (24)			1.56			
				Fin: 1:48.45 (20)						1.80	47.78	Avg.: 95.57	
21	7	BRYDON Emily	CAN	Int1: 26.62 (41)			I1-I2: 16.53 (31)			1.03		Sp1: 104.19 (1)	
				Int2: 43.15 (39)			I2-I3: 24.04 (16)			1.26			
				Int3: 1:07.19 (30)			I3-I4: 22.90 (1)			1.89			
				Int4: 1:30.09 (21)			I4-Fin: 18.43 (9)			1.84			
				Fin: 1:48.52 (21)						1.87	49.61	Avg.: 95.51	
22	29	FANCHINI Elena	ITA	Int1: 26.18 (20)			I1-I2: 16.28 (9)			0.59		Sp1: 100.78 (22)	
				Int2: 42.46 (17)			I2-I3: 23.89 (9)			0.57			
				Int3: 1:06.35 (12)			I3-I4: 23.54 (32)			1.05			
				Int4: 1:29.89 (19)			I4-Fin: 18.71 (28)			1.64			
				Fin: 1:48.60 (22)						1.95	51.69	Avg.: 95.44	
23	37	MARSHALL Chelsea	USA	Int1: 26.23 (26)			I1-I2: 16.54 (32)			0.64		Sp1: 102.98 (5)	
				Int2: 42.77 (28)			I2-I3: 24.21 (23)			0.88			
				Int3: 1:06.98 (25)			I3-I4: 23.41 (21)			1.68			
				Int4: 1:30.39 (23)			I4-Fin: 18.23 (2)			2.14			
				Fin: 1:48.62 (23)						1.97	52.22	Avg.: 95.42	
24	43	LINDELL-VIKARBY Jessica	SWE	Int1: 26.01 (14)			I1-I2: 16.43 (22)			0.42		Sp1: 98.78 (39)	
				Int2: 42.44 (16)			I2-I3: 24.46 (36)			0.55			
				Int3: 1:06.90 (24)			I3-I4: 23.50 (29)			1.60			
				Int4: 1:30.40 (24)			I4-Fin: 18.52 (16)			2.15			
				Fin: 1:48.92 (24)						2.27	60.00	Avg.: 95.16	
25	30	MERIGHETTI Daniela	ITA	Int1: 26.21 (22)			I1-I2: 16.30 (10)			0.62		Sp1: 96.05 (48)	
				Int2: 42.51 (19)			I2-I3: 24.24 (26)			0.62			
				Int3: 1:06.75 (21)			I3-I4: 23.39 (20)			1.45			
				Int4: 1:30.14 (22)			I4-Fin: 18.83 (37)			1.89			
				Fin: 1:48.97 (25)						2.32	61.29	Avg.: 95.11	
26	34	REVILLET Aurelie	FRA	Int1: 26.32 (31)			I1-I2: 16.48 (26)			0.73		Sp1: 100.27 (24)	
				Int2: 42.80 (30)			I2-I3: 24.31 (30)			0.91			
				Int3: 1:07.11 (28)			I3-I4: 23.43 (23)			1.81			
				Int4: 1:30.54 (26)			I4-Fin: 18.58 (19)			2.29			
				Fin: 1:49.12 (26)						2.47	65.17	Avg.: 94.98	
27	27	MAZE Tina	SLO	Int1: 26.25 (27)			I1-I2: 16.66 (38)			0.66		Sp1: 101.03 (19)	
				Int2: 42.91 (33)			I2-I3: 24.08 (17)			1.02			
				Int3: 1:06.99 (26)			I3-I4: 23.44 (24)			1.69			
				Int4: 1:30.43 (25)			I4-Fin: 18.73 (30)			2.18			
				Fin: 1:49.16 (27)						2.51	66.20	Avg.: 94.95	
28	18	MANCUSO Julia	USA	Int1: 26.22 (23)			I1-I2: 16.40 (19)			0.63		Sp1: 98.91 (38)	
				Int2: 42.62 (24)			I2-I3: 24.40 (33)			0.73			
				Int3: 1:07.02 (27)			I3-I4: 23.69 (36)			1.72			
				Int4: 1:30.71 (28)			I4-Fin: 18.47 (13)			2.46			
				Fin: 1:49.18 (28)						2.53	66.71	Avg.: 94.93	

PERFORMANCE ANALYSIS 1 TRAINING 2

Number of Competitors: 50

Rank	Bib	Name	Nation	Positions			Partials			Difference		Speed				
				Pos.	Time	Rank	Pos.	Time	Rank	Time	Dist(m)	Pos.	Km/h	Rank		
29	26	SCHILD Martina	SUI	Int1: 26.35 (34)	Int2: 42.83 (31)	Int3: 1:07.26 (33)	Int4: 1:30.75 (31)	Fin: 1:49.48 (29)	I1-I2: 16.48 (26)	I2-I3: 24.43 (35)	I3-I4: 23.49 (27)	I4-Fin: 18.73 (30)	0.76 0.94 1.96 2.50 2.83	74.42	Sp1: 101.29 (15)	Avg.: 94.67
30	36	SCHNARF Johanna	ITA	Int1: 26.13 (17)	Int2: 42.61 (23)	Int3: 1:06.89 (23)	Int4: 1:30.72 (29)	Fin: 1:49.51 (30)	I1-I2: 16.48 (26)	I2-I3: 24.28 (27)	I3-I4: 23.83 (44)	I4-Fin: 18.79 (33)	0.54 0.72 1.59 2.47 2.86	75.19	Sp1: 99.65 (32)	Avg.: 94.64
31	6	HOSP Nicole	AUT	Int1: 26.68 (43)	Int2: 43.16 (40)	Int3: 1:07.45 (36)	Int4: 1:30.90 (32)	Fin: 1:49.52 (31)	I1-I2: 16.48 (26)	I2-I3: 24.29 (29)	I3-I4: 23.45 (25)	I4-Fin: 18.62 (21)	1.09 1.27 2.15 2.65 2.87	75.44	Sp1: 99.65 (32)	Avg.: 94.63
32	23	ALCOTT Chemmy	GBR	Int1: 26.27 (29)	Int2: 42.72 (27)	Int3: 1:07.13 (29)	Int4: 1:30.69 (27)	Fin: 1:49.57 (32)	I1-I2: 16.45 (24)	I2-I3: 24.41 (34)	I3-I4: 23.56 (34)	I4-Fin: 18.88 (39)	0.68 0.83 1.83 2.44 2.92	76.72	Sp1: 99.77 (30)	Avg.: 94.59
33	31	SPONRING Christine	AUT	Int1: 26.35 (34)	Int2: 43.06 (37)	Int3: 1:07.26 (33)	Int4: 1:30.72 (29)	Fin: 1:49.59 (33)	I1-I2: 16.71 (39)	I2-I3: 24.20 (22)	I3-I4: 23.46 (26)	I4-Fin: 18.87 (38)	0.76 1.17 1.96 2.47 2.94	77.24	Sp1: 102.33 (9)	Avg.: 94.57
34	39	ROBNIK Petra	SLO	Int1: 26.16 (19)	Int2: 42.89 (32)	Int3: 1:07.70 (42)	Int4: 1:31.32 (41)	Fin: 1:49.68 (34)	I1-I2: 16.73 (42)	I2-I3: 24.81 (46)	I3-I4: 23.62 (35)	I4-Fin: 18.36 (5)	0.57 1.00 2.40 3.07 3.03	79.53	Sp1: 102.72 (7)	Avg.: 94.50
34	32	WILHELM Kathrin	AUT	Int1: 26.22 (23)	Int2: 42.62 (24)	Int3: 1:07.25 (32)	Int4: 1:30.96 (34)	Fin: 1:49.68 (34)	I1-I2: 16.40 (19)	I2-I3: 24.63 (42)	I3-I4: 23.71 (39)	I4-Fin: 18.72 (29)	0.63 0.73 1.95 2.71 3.03	79.53	Sp1: 100.15 (28)	Avg.: 94.50
36	25	STUFFER Verena	ITA	Int1: 26.47 (39)	Int2: 43.02 (36)	Int3: 1:07.64 (40)	Int4: 1:31.13 (36)	Fin: 1:49.72 (36)	I1-I2: 16.55 (33)	I2-I3: 24.62 (41)	I3-I4: 23.49 (27)	I4-Fin: 18.59 (20)	0.88 1.13 2.34 2.88 3.07	80.56	Sp1: 102.06 (10)	Avg.: 94.46
37	35	SIORPAES Wendy	ITA	Int1: 26.34 (33)	Int2: 42.91 (33)	Int3: 1:07.23 (31)	Int4: 1:30.93 (33)	Fin: 1:49.83 (37)	I1-I2: 16.57 (35)	I2-I3: 24.32 (31)	I3-I4: 23.70 (37)	I4-Fin: 18.90 (40)	0.75 1.02 1.93 2.68 3.18	83.36	Sp1: 99.03 (37)	Avg.: 94.37
38	33	BENT Nike	SWE	Int1: 26.22 (23)	Int2: 42.78 (29)	Int3: 1:07.35 (35)	Int4: 1:31.12 (35)	Fin: 1:49.93 (38)	I1-I2: 16.56 (34)	I2-I3: 24.57 (40)	I3-I4: 23.77 (42)	I4-Fin: 18.81 (35)	0.63 0.89 2.05 2.87 3.28	85.90	Sp1: 97.58 (44)	Avg.: 94.28

PERFORMANCE ANALYSIS 1 TRAINING 2

Number of Competitors: 50

Rank	Bib	Name	Nation	Positions			Partials			Difference		Speed				
				Pos.	Time	Rank	Pos.	Time	Rank	Time	Dist(m)	Pos.	Km/h	Rank		
39	40	SMITH Leanne	USA	Int1: 26.41 (37)	Int2: 43.28 (42)	Int3: 1:07.50 (38)	Int4: 1:31.29 (40)	Fin: 1:50.05 (39)	I1-I2: 16.87 (45)	I2-I3: 24.22 (24)	I3-I4: 23.79 (43)	I4-Fin: 18.76 (32)	0.82 1.39 2.20 3.04 3.40	88.95	Sp1: 98.78 (39)	Avg.: 94.18
40	2	COOK Stacey	USA	Int1: 26.80 (46)	Int2: 43.56 (45)	Int3: 1:07.74 (43)	Int4: 1:31.25 (39)	Fin: 1:50.07 (40)	I1-I2: 16.76 (43)	I2-I3: 24.18 (20)	I3-I4: 23.51 (30)	I4-Fin: 18.82 (36)	1.21 1.67 2.44 3.00 3.42	89.45	Sp1: 96.40 (47)	Avg.: 94.16
41	44	HOFER Larissa	ITA	Int1: 26.56 (40)	Int2: 43.16 (40)	Int3: 1:07.48 (37)	Int4: 1:31.18 (38)	Fin: 1:50.09 (41)	I1-I2: 16.60 (36)	I2-I3: 24.32 (31)	I3-I4: 23.70 (37)	I4-Fin: 18.91 (41)	0.97 1.27 2.18 2.93 3.44	89.96	Sp1: 99.15 (36)	Avg.: 94.14
42	41	ROLLAND Marion	FRA	Int1: 26.33 (32)	Int2: 43.10 (38)	Int3: 1:07.65 (41)	Int4: 1:31.16 (37)	Fin: 1:50.16 (42)	I1-I2: 16.77 (44)	I2-I3: 24.55 (39)	I3-I4: 23.51 (30)	I4-Fin: 19.00 (42)	0.74 1.21 2.35 2.91 3.51	91.73	Sp1: 99.52 (34)	Avg.: 94.08
43	42	COLETTI Alexandra	MON	Int1: 26.77 (45)	Int2: 43.48 (44)	Int3: 1:08.01 (44)	Int4: 1:31.77 (43)	Fin: 1:50.47 (43)	I1-I2: 16.71 (39)	I2-I3: 24.53 (38)	I3-I4: 23.76 (40)	I4-Fin: 18.70 (27)	1.18 1.59 2.71 3.52 3.82	99.55	Sp1: 99.52 (34)	Avg.: 93.82
44	49	AUBERT Sandrine	FRA	Int1: 26.27 (29)	Int2: 42.91 (33)	Int3: 1:07.55 (39)	Int4: 1:31.66 (42)	Fin: 1:50.78 (44)	I1-I2: 16.64 (37)	I2-I3: 24.64 (44)	I3-I4: 24.11 (46)	I4-Fin: 19.12 (43)	0.68 1.02 2.25 3.41 4.13	107.33	Sp1: 97.70 (43)	Avg.: 93.56
45	45	DESFORGES Emilie	CAN	Int1: 26.88 (47)	Int2: 43.84 (46)	Int3: 1:08.47 (46)	Int4: 1:32.50 (46)	Fin: 1:51.16 (45)	I1-I2: 16.96 (46)	I2-I3: 24.63 (42)	I3-I4: 24.03 (45)	I4-Fin: 18.66 (25)	1.29 1.95 3.17 4.25 4.51	116.81	Sp1: 97.22 (45)	Avg.: 93.24
46	38	GRAND Rabea	SUI	Int1: 26.65 (42)	Int2: 43.37 (43)	Int3: 1:08.21 (45)	Int4: 1:31.97 (44)	Fin: 1:51.20 (46)	I1-I2: 16.72 (41)	I2-I3: 24.84 (47)	I3-I4: 23.76 (40)	I4-Fin: 19.23 (46)	1.06 1.48 2.91 3.72 4.55	117.80	Sp1: 98.66 (42)	Avg.: 93.21
47	47	POLESCHUK Danielle	CAN	Int1: 26.95 (48)	Int2: 43.98 (48)	Int3: 1:08.74 (47)	Int4: 1:32.29 (45)	Fin: 1:51.62 (47)	I1-I2: 17.03 (47)	I2-I3: 24.76 (45)	I3-I4: 23.55 (33)	I4-Fin: 19.33 (47)	1.36 2.09 3.44 4.04 4.97	128.19	Sp1: 100.27 (24)	Avg.: 92.85
48	48	BORSOTTI Camilla	ITA	Int1: 26.76 (44)	Int2: 43.94 (47)	Int3: 1:08.90 (48)	Int4: 1:33.20 (47)	Fin: 1:52.32 (48)	I1-I2: 17.18 (48)	I2-I3: 24.96 (48)	I3-I4: 24.30 (48)	I4-Fin: 19.12 (43)	1.17 2.05 3.60 4.95 5.67	145.33	Sp1: 96.87 (46)	Avg.: 92.28

PERFORMANCE ANALYSIS 1 TRAINING 2

Number of Competitors: 50

Rank	Bib	Name	Nation	Positions			Partials			Difference		Speed		
				Pos.	Time	Rank	Pos.	Time	Rank	Time	Dist(m)	Pos.	Km/h	Rank
49	51	PUENCHERA Jessica	SUI	Int1:	27.10	(50)	I1-I2:	17.45	(50)	1.51		Sp1:	99.77	(30)
				Int2:	44.55	(50)	I2-I3:	25.03	(50)	2.66				
				Int3:	1:09.58	(50)	I3-I4:	24.15	(47)	4.28				
				Int4:	1:33.73	(48)	I4-Fin:	19.48	(48)	5.48				
				Fin:	1:53.21	(49)				6.56	166.82	Avg.:	91.55	
50	50	LOLOVIC Jelena	SRB	Int1:	26.99	(49)	I1-I2:	17.25	(49)	1.40		Sp1:	94.91	(49)
				Int2:	44.24	(49)	I2-I3:	25.01	(49)	2.35				
				Int3:	1:09.25	(49)	I3-I4:	24.76	(49)	3.95				
				Int4:	1:34.01	(49)	I4-Fin:	19.66	(49)	5.76				
				Fin:	1:53.67	(50)				7.02	177.80	Avg.:	91.18	

LEGEND

Pos Intermediate or Speed Position Int1: Intermediate 1 Int3: Intermediate 3 Sp1: Speed Trap 1
 Avg. Average Speed for the race Int2: Intermediate 2 Int4: Intermediate 4 Fin: Finish
 Dist(m) Distance behind the first

20-02-2008 / Whistler, BC (CAN) / 5945

Page 6/6

Data Processing by LONGINES

www.fis-ski.com

LONGINES Timing

Generation Date: WED 20 FEB 2008

Time: 11:12

Document: 77A 1.0



AUDI FIS SKI WORLD CUP 2007/08
Whistler, BC (CAN)



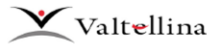
8th LADIES' DOWNHILL

WED 20 FEB 2008

PERFORMANCE ANALYSIS 2 TRAINING 2

Number of Competitors: 51

Bib	Name	Nation	Positions			Partials			Difference		Speed								
			Pos.	Time	Rank	Pos.	Time	Rank	Time	Dist(m)	Pos.	Km/h	Rank						
1	FANCHINI Nadia	ITA	Int1: 25.74 (2)	Int2: 41.89 (1)	Int3: 1:05.30 (1)	Int4: 1:28.25 (1)	Fin: 1:46.65 (1)	11-12: 16.15 (1)	12-13: 23.41 (1)	13-14: 22.95 (3)	14-Fin: 18.40 (7)	0.15	0.00	0.00	0.00	0.00	Sp1: 101.67 (11)	Avg.: 97.18	
2	COOK Stacey	USA	Int1: 26.80 (46)	Int2: 43.56 (45)	Int3: 1:07.74 (43)	Int4: 1:31.25 (39)	Fin: 1:50.07 (40)	11-12: 16.76 (43)	12-13: 24.18 (20)	13-14: 23.51 (30)	14-Fin: 18.82 (36)	1.21	1.67	2.44	3.00	3.42	89.45	Sp1: 96.40 (47)	Avg.: 94.16
3	MEISSNITZER Alexandra	AUT	Int1: 25.94 (10)	Int2: 42.39 (14)	Int3: 1:06.28 (11)	Int4: 1:29.49 (11)	Fin: 1:48.11 (13)	11-12: 16.45 (24)	12-13: 23.89 (9)	13-14: 23.21 (11)	14-Fin: 18.62 (21)	0.35	0.50	0.98	1.24	1.46	38.88	Sp1: 100.27 (24)	Avg.: 95.87
4	STECHERT Gina	GER	Int1: 26.25 (27)	Int2: 42.58 (22)	Int3: 1:06.56 (19)	Int4: 1:29.84 (17)	Fin: 1:48.25 (16)	11-12: 16.33 (15)	12-13: 23.98 (14)	13-14: 23.28 (16)	14-Fin: 18.41 (8)	0.66	0.69	1.26	1.59	1.60	42.55	Sp1: 101.55 (14)	Avg.: 95.75
5	FISCHBACHER Andrea	AUT	Int1: 26.05 (15)	Int2: 42.23 (11)	Int3: 1:05.96 (5)	Int4: 1:29.12 (5)	Fin: 1:47.35 (3)	11-12: 16.18 (3)	12-13: 23.73 (4)	13-14: 23.16 (9)	14-Fin: 18.23 (2)	0.46	0.34	0.66	0.87	0.70	18.77	Sp1: 101.67 (11)	Avg.: 96.55
6	HOSP Nicole	AUT	Int1: 26.68 (43)	Int2: 43.16 (40)	Int3: 1:07.45 (36)	Int4: 1:30.90 (32)	Fin: 1:49.52 (31)	11-12: 16.48 (26)	12-13: 24.29 (29)	13-14: 23.45 (25)	14-Fin: 18.62 (21)	1.09	1.27	2.15	2.65	2.87	75.44	Sp1: 99.65 (32)	Avg.: 94.63
7	BRYDON Emily	CAN	Int1: 26.62 (41)	Int2: 43.15 (39)	Int3: 1:07.19 (30)	Int4: 1:30.09 (21)	Fin: 1:48.52 (21)	11-12: 16.53 (31)	12-13: 24.04 (16)	13-14: 22.90 (1)	14-Fin: 18.43 (9)	1.03	1.26	1.89	1.84	1.87	49.61	Sp1: 104.19 (1)	Avg.: 95.51
8	MARCHAND-ARVIER Marie	FRA	Int1: 26.35 (34)	Int2: 42.57 (21)	Int3: 1:06.26 (10)	Int4:	Fin: 1:47.88 (7)	11-12: 16.22 (6)	12-13: 23.69 (3)	13-14:	14-Fin:	0.76	0.68	0.96				Sp1:	Avg.: 96.07



PERFORMANCE ANALYSIS 2 TRAINING 2

Number of Competitors: 51

Bib	Name	Nation	Positions			Partials			Difference		Speed		
			Pos.	Time	Rank	Pos.	Time	Rank	Time	Dist(m)	Pos.	Km/h	Rank
9	SCHILD Marlies	AUT	Int1: 25.96 (13) Int2: 42.16 (7) Int3: 1:06.01 (6) Int4: 1:29.25 (7) Fin: 1:47.92 (11)	11-12: 16.20 (5) 12-13: 23.85 (8) 13-14: 23.24 (14) 14-Fin: 18.67 (26)	0.37 0.27 0.71 1.00 1.27	33.88	Sp1: 98.78 (39) Avg.: 96.04						
10	RIESCH Maria	GER	Int1: 26.20 (21) Int2: 42.51 (19) Int3: 1:06.48 (17) Int4: 1:29.65 (12) Fin: 1:48.27 (17)	11-12: 16.31 (13) 12-13: 23.97 (13) 13-14: 23.17 (10) 14-Fin: 18.62 (21)	0.61 0.62 1.18 1.40 1.62	43.08	Sp1: 100.90 (21) Avg.: 95.73						
11	AUFDENBLATTEN Fraenzi	SUI	Int1: 25.94 (10) Int2: 42.18 (9) Int3: 1:06.46 (16) Int4: 1:29.73 (14) Fin: 1:48.20 (14)	11-12: 16.24 (7) 12-13: 24.28 (27) 13-14: 23.27 (15) 14-Fin: 18.47 (13)	0.35 0.29 1.16 1.48 1.55	41.24	Sp1: 101.29 (15) Avg.: 95.79						
12	GOERGL Elisabeth	AUT	Int1: 26.42 (38) Int2: 42.67 (26) Int3: 1:06.79 (22) Int4: 1:30.01 (20) Fin: 1:48.38 (19)	11-12: 16.25 (8) 12-13: 24.12 (18) 13-14: 23.22 (12) 14-Fin: 18.37 (6)	0.83 0.78 1.49 1.76 1.73	45.96	Sp1: 100.02 (29) Avg.: 95.63						
13	STYGER Nadia	SUI	Int1: 25.76 (4) Int2: 42.06 (3) Int3: 1:05.64 (2) Int4: 1:28.87 (3) Fin: 1:47.10 (2)	11-12: 16.30 (10) 12-13: 23.58 (2) 13-14: 23.23 (13) 14-Fin: 18.23 (2)	0.17 0.17 0.34 0.62 0.45	12.10	Sp1: 101.03 (19) Avg.: 96.77						
14	GOETSCHL Renate	AUT	Int1: 25.93 (9) Int2: 42.27 (13) Int3: 1:06.10 (8) Int4: 1:29.41 (9) Fin: 1:47.91 (9)	11-12: 16.34 (16) 12-13: 23.83 (7) 13-14: 23.31 (19) 14-Fin: 18.50 (15)	0.34 0.38 0.80 1.16 1.26	33.62	Sp1: 101.29 (15) Avg.: 96.05						
15	PAERSON Anja	SWE	Int1: 25.76 (4) Int2: 42.06 (3) Int3: 1:05.84 (4) Int4: 1:28.96 (4) Fin: 1:47.39 (4)	11-12: 16.30 (10) 12-13: 23.78 (6) 13-14: 23.12 (7) 14-Fin: 18.43 (9)	0.17 0.17 0.54 0.71 0.74	19.84	Sp1: 102.72 (7) Avg.: 96.51						
16	VONN Lindsey	USA	Int1: 25.95 (12) Int2: 42.13 (6) Int3: 1:06.06 (7) Int4: 1:29.12 (5) Fin: 1:47.91 (9)	11-12: 16.18 (3) 12-13: 23.93 (11) 13-14: 23.06 (4) 14-Fin: 18.79 (33)	0.36 0.24 0.76 0.87 1.26	33.62	Sp1: 101.67 (11) Avg.: 96.05						
17	JANYK Britt	CAN	Int1: 25.74 (2) Int2: 41.89 (1) Int3: 1:05.66 (3) Int4: 1:28.58 (2) Fin: 1:47.76 (5)	11-12: 16.15 (1) 12-13: 23.77 (5) 13-14: 22.92 (2) 14-Fin: 19.18 (45)	0.15 0.00 0.36 0.33 1.11	29.66	Sp1: 103.52 (3) Avg.: 96.18						
18	MANCUSO Julia	USA	Int1: 26.22 (23) Int2: 42.62 (24) Int3: 1:07.02 (27) Int4: 1:30.71 (28) Fin: 1:49.18 (28)	11-12: 16.40 (19) 12-13: 24.40 (33) 13-14: 23.69 (36) 14-Fin: 18.47 (13)	0.63 0.73 1.72 2.46 2.53	66.71	Sp1: 98.91 (38) Avg.: 94.93						

PERFORMANCE ANALYSIS 2 TRAINING 2

Number of Competitors: 51

Bib	Name	Nation	Positions			Partials			Difference		Speed				
			Pos.	Time	Rank	Pos.	Time	Rank	Time	Dist(m)	Pos.	Km/h	Rank		
19	VANDERBEEK Kelly	CAN	Int1: 26.08 (16)	Int2: 42.39 (14)	Int3: 1:06.38 (13)	Int4: 1:29.67 (13)	Fin: 1:48.21 (15)	I1-I2: 16.31 (13)	I2-I3: 23.99 (15)	I3-I4: 23.29 (17)	I4-Fin: 18.54 (17)	0.49 0.50 1.08 1.42 1.56	41.50	Sp1: 102.85 (6)	Avg.: 95.78
20	JACQUEMOD Ingrid	FRA	Int1: 25.79 (6)	Int2: 42.22 (10)	Int3: 1:06.18 (9)	Int4: 1:29.27 (8)	Fin: 1:47.81 (6)	I1-I2: 16.43 (22)	I2-I3: 23.96 (12)	I3-I4: 23.09 (6)	I4-Fin: 18.54 (17)	0.20 0.33 0.88 1.02 1.16	30.98	Sp1: 100.27 (24)	Avg.: 96.14
21	RUMPFHUBER Ingrid	AUT	Int1: 25.59 (1)	Int2: 42.07 (5)	Int3: 1:06.55 (18)	Int4: 1:29.85 (18)	Fin: 1:48.29 (18)	I1-I2: 16.48 (26)	I2-I3: 24.48 (37)	I3-I4: 23.30 (18)	I4-Fin: 18.44 (11)	0.00 0.18 1.25 1.60 1.64	43.60	Sp1: 103.52 (3)	Avg.: 95.71
22	RUIZ CASTILLO Carolina	SPA	Int1: 25.84 (8)	Int2: 42.26 (12)	Int3: 1:06.39 (14)	Int4: 1:29.81 (15)	Fin: 1:48.45 (20)	I1-I2: 16.42 (21)	I2-I3: 24.13 (19)	I3-I4: 23.42 (22)	I4-Fin: 18.64 (24)	0.25 0.37 1.09 1.56 1.80	47.78	Sp1: 100.52 (23)	Avg.: 95.57
23	ALCOTT Chemmy	GBR	Int1: 26.27 (29)	Int2: 42.72 (27)	Int3: 1:07.13 (29)	Int4: 1:30.69 (27)	Fin: 1:49.57 (32)	I1-I2: 16.45 (24)	I2-I3: 24.41 (34)	I3-I4: 23.56 (34)	I4-Fin: 18.88 (39)	0.68 0.83 1.83 2.44 2.92	76.72	Sp1: 99.77 (30)	Avg.: 94.59
24	GISIN Dominique	SUI	Int1: 26.13 (17)	Int2: 42.50 (18)	Int3: 1:06.69 (20)	Int4: 1:29.82 (16)	Fin: 1:48.00 (12)	I1-I2: 16.37 (18)	I2-I3: 24.19 (21)	I3-I4: 23.13 (8)	I4-Fin: 18.18 (1)	0.54 0.61 1.39 1.57 1.35	35.99	Sp1: 104.06 (2)	Avg.: 95.97
25	STUFFER Verena	ITA	Int1: 26.47 (39)	Int2: 43.02 (36)	Int3: 1:07.64 (40)	Int4: 1:31.13 (36)	Fin: 1:49.72 (36)	I1-I2: 16.55 (33)	I2-I3: 24.62 (41)	I3-I4: 23.49 (27)	I4-Fin: 18.59 (20)	0.88 1.13 2.34 2.88 3.07	80.56	Sp1: 102.06 (10)	Avg.: 94.46
26	SCHILD Martina	SUI	Int1: 26.35 (34)	Int2: 42.83 (31)	Int3: 1:07.26 (33)	Int4: 1:30.75 (31)	Fin: 1:49.48 (29)	I1-I2: 16.48 (26)	I2-I3: 24.43 (35)	I3-I4: 23.49 (27)	I4-Fin: 18.73 (30)	0.76 0.94 1.96 2.50 2.83	74.42	Sp1: 101.29 (15)	Avg.: 94.67
27	MAZE Tina	SLO	Int1: 26.25 (27)	Int2: 42.91 (33)	Int3: 1:06.99 (26)	Int4: 1:30.43 (25)	Fin: 1:49.16 (27)	I1-I2: 16.66 (38)	I2-I3: 24.08 (17)	I3-I4: 23.44 (24)	I4-Fin: 18.73 (30)	0.66 1.02 1.69 2.18 2.51	66.20	Sp1: 101.03 (19)	Avg.: 94.95
28	DUMERMUTH Monika	SUI	Int1: 25.83 (7)	Int2: 42.17 (8)	Int3: 1:06.40 (15)	Int4: 1:29.46 (10)	Fin: 1:47.90 (8)	I1-I2: 16.34 (16)	I2-I3: 24.23 (25)	I3-I4: 23.06 (4)	I4-Fin: 18.44 (11)	0.24 0.28 1.10 1.21 1.25	33.35	Sp1: 101.29 (15)	Avg.: 96.06

PERFORMANCE ANALYSIS 2 TRAINING 2

Number of Competitors: 51

Bib	Name	Nation	Positions			Partials			Difference		Speed				
			Pos.	Time	Rank	Pos.	Time	Rank	Time	Dist(m)	Pos.	Km/h	Rank		
29	FANCHINI Elena	ITA	Int1: 26.18 (20)	Int2: 42.46 (17)	Int3: 1:06.35 (12)	Int4: 1:29.89 (19)	Fin: 1:48.60 (22)	I1-I2: 16.28 (9)	I2-I3: 23.89 (9)	I3-I4: 23.54 (32)	I4-Fin: 18.71 (28)	0.59 0.57 1.05 1.64 1.95	51.69	Sp1: 100.78 (22)	Avg.: 95.44
30	MERIGHETTI Daniela	ITA	Int1: 26.21 (22)	Int2: 42.51 (19)	Int3: 1:06.75 (21)	Int4: 1:30.14 (22)	Fin: 1:48.97 (25)	I1-I2: 16.30 (10)	I2-I3: 24.24 (26)	I3-I4: 23.39 (20)	I4-Fin: 18.83 (37)	0.62 0.62 1.45 1.89 2.32	61.29	Sp1: 96.05 (48)	Avg.: 95.11
31	SPONRING Christine	AUT	Int1: 26.35 (34)	Int2: 43.06 (37)	Int3: 1:07.26 (33)	Int4: 1:30.72 (29)	Fin: 1:49.59 (33)	I1-I2: 16.71 (39)	I2-I3: 24.20 (22)	I3-I4: 23.46 (26)	I4-Fin: 18.87 (38)	0.76 1.17 1.96 2.47 2.94	77.24	Sp1: 102.33 (9)	Avg.: 94.57
32	WILHELM Kathrin	AUT	Int1: 26.22 (23)	Int2: 42.62 (24)	Int3: 1:07.25 (32)	Int4: 1:30.96 (34)	Fin: 1:49.68 (34)	I1-I2: 16.40 (19)	I2-I3: 24.63 (42)	I3-I4: 23.71 (39)	I4-Fin: 18.72 (29)	0.63 0.73 1.95 2.71 3.03	79.53	Sp1: 100.15 (28)	Avg.: 94.50
33	BENT Nike	SWE	Int1: 26.22 (23)	Int2: 42.78 (29)	Int3: 1:07.35 (35)	Int4: 1:31.12 (35)	Fin: 1:49.93 (38)	I1-I2: 16.56 (34)	I2-I3: 24.57 (40)	I3-I4: 23.77 (42)	I4-Fin: 18.81 (35)	0.63 0.89 2.05 2.87 3.28	85.90	Sp1: 97.58 (44)	Avg.: 94.28
34	REVILLET Aurelie	FRA	Int1: 26.32 (31)	Int2: 42.80 (30)	Int3: 1:07.11 (28)	Int4: 1:30.54 (26)	Fin: 1:49.12 (26)	I1-I2: 16.48 (26)	I2-I3: 24.31 (30)	I3-I4: 23.43 (23)	I4-Fin: 18.58 (19)	0.73 0.91 1.81 2.29 2.47	65.17	Sp1: 100.27 (24)	Avg.: 94.98
35	SIORPAES Wendy	ITA	Int1: 26.34 (33)	Int2: 42.91 (33)	Int3: 1:07.23 (31)	Int4: 1:30.93 (33)	Fin: 1:49.83 (37)	I1-I2: 16.57 (35)	I2-I3: 24.32 (31)	I3-I4: 23.70 (37)	I4-Fin: 18.90 (40)	0.75 1.02 1.93 2.68 3.18	83.36	Sp1: 99.03 (37)	Avg.: 94.37
36	SCHNARF Johanna	ITA	Int1: 26.13 (17)	Int2: 42.61 (23)	Int3: 1:06.89 (23)	Int4: 1:30.72 (29)	Fin: 1:49.51 (30)	I1-I2: 16.48 (26)	I2-I3: 24.28 (27)	I3-I4: 23.83 (44)	I4-Fin: 18.79 (33)	0.54 0.72 1.59 2.47 2.86	75.19	Sp1: 99.65 (32)	Avg.: 94.64
37	MARSHALL Chelsea	USA	Int1: 26.23 (26)	Int2: 42.77 (28)	Int3: 1:06.98 (25)	Int4: 1:30.39 (23)	Fin: 1:48.62 (23)	I1-I2: 16.54 (32)	I2-I3: 24.21 (23)	I3-I4: 23.41 (21)	I4-Fin: 18.23 (2)	0.64 0.88 1.68 2.14 1.97	52.22	Sp1: 102.98 (5)	Avg.: 95.42
38	GRAND Rabea	SUI	Int1: 26.65 (42)	Int2: 43.37 (43)	Int3: 1:08.21 (45)	Int4: 1:31.97 (44)	Fin: 1:51.20 (46)	I1-I2: 16.72 (41)	I2-I3: 24.84 (47)	I3-I4: 23.76 (40)	I4-Fin: 19.23 (46)	1.06 1.48 2.91 3.72 4.55	117.80	Sp1: 98.66 (42)	Avg.: 93.21

PERFORMANCE ANALYSIS 2 TRAINING 2

Number of Competitors: 51

Bib Name	Nation	Positions			Partials			Difference		Speed		
		Pos.	Time	Rank	Pos.	Time	Rank	Time	Dist(m)	Pos.	Km/h	Rank
39 ROBNIK Petra	SLO	Int1:	26.16	(19)	11-12:	16.73	(42)	0.57		Sp1:	102.72	(7)
		Int2:	42.89	(32)	12-13:	24.81	(46)	1.00				
		Int3:	1:07.70	(42)	13-14:	23.62	(35)	2.40				
		Int4:	1:31.32	(41)	14-Fin:	18.36	(5)	3.07				
		Fin:	1:49.68	(34)				3.03	79.53	Avg.:	94.50	
40 SMITH Leanne	USA	Int1:	26.41	(37)	11-12:	16.87	(45)	0.82		Sp1:	98.78	(39)
		Int2:	43.28	(42)	12-13:	24.22	(24)	1.39				
		Int3:	1:07.50	(38)	13-14:	23.79	(43)	2.20				
		Int4:	1:31.29	(40)	14-Fin:	18.76	(32)	3.04				
		Fin:	1:50.05	(39)				3.40	88.95	Avg.:	94.18	
41 ROLLAND Marion	FRA	Int1:	26.33	(32)	11-12:	16.77	(44)	0.74		Sp1:	99.52	(34)
		Int2:	43.10	(38)	12-13:	24.55	(39)	1.21				
		Int3:	1:07.65	(41)	13-14:	23.51	(30)	2.35				
		Int4:	1:31.16	(37)	14-Fin:	19.00	(42)	2.91				
		Fin:	1:50.16	(42)				3.51	91.73	Avg.:	94.08	
42 COLETTI Alexandra	MON	Int1:	26.77	(45)	11-12:	16.71	(39)	1.18		Sp1:	99.52	(34)
		Int2:	43.48	(44)	12-13:	24.53	(38)	1.59				
		Int3:	1:08.01	(44)	13-14:	23.76	(40)	2.71				
		Int4:	1:31.77	(43)	14-Fin:	18.70	(27)	3.52				
		Fin:	1:50.47	(43)				3.82	99.55	Avg.:	93.82	
43 LINDELL-VIKARBY Jessica	SWE	Int1:	26.01	(14)	11-12:	16.43	(22)	0.42		Sp1:	98.78	(39)
		Int2:	42.44	(16)	12-13:	24.46	(36)	0.55				
		Int3:	1:06.90	(24)	13-14:	23.50	(29)	1.60				
		Int4:	1:30.40	(24)	14-Fin:	18.52	(16)	2.15				
		Fin:	1:48.92	(24)				2.27	60.00	Avg.:	95.16	
44 HOFER Larissa	ITA	Int1:	26.56	(40)	11-12:	16.60	(36)	0.97		Sp1:	99.15	(36)
		Int2:	43.16	(40)	12-13:	24.32	(31)	1.27				
		Int3:	1:07.48	(37)	13-14:	23.70	(37)	2.18				
		Int4:	1:31.18	(38)	14-Fin:	18.91	(41)	2.93				
		Fin:	1:50.09	(41)				3.44	89.96	Avg.:	94.14	
45 DESFORGES Emilie	CAN	Int1:	26.88	(47)	11-12:	16.96	(46)	1.29		Sp1:	97.22	(45)
		Int2:	43.84	(46)	12-13:	24.63	(42)	1.95				
		Int3:	1:08.47	(46)	13-14:	24.03	(45)	3.17				
		Int4:	1:32.50	(46)	14-Fin:	18.66	(25)	4.25				
		Fin:	1:51.16	(45)				4.51	116.81	Avg.:	93.24	
46 LUDLOW Libby	USA	Int1:			11-12:					Sp1:		
		Int2:			12-13:							
		Int3:			13-14:							
		Int4:			14-Fin:							
		Fin:	DNS							Avg.:		
47 POLESCHUK Danielle	CAN	Int1:	26.95	(48)	11-12:	17.03	(47)	1.36		Sp1:	100.27	(24)
		Int2:	43.98	(48)	12-13:	24.76	(45)	2.09				
		Int3:	1:08.74	(47)	13-14:	23.55	(33)	3.44				
		Int4:	1:32.29	(45)	14-Fin:	19.33	(47)	4.04				
		Fin:	1:51.62	(47)				4.97	128.19	Avg.:	92.85	
48 BORSOTTI Camilla	ITA	Int1:	26.76	(44)	11-12:	17.18	(48)	1.17		Sp1:	96.87	(46)
		Int2:	43.94	(47)	12-13:	24.96	(48)	2.05				
		Int3:	1:08.90	(48)	13-14:	24.30	(48)	3.60				
		Int4:	1:33.20	(47)	14-Fin:	19.12	(43)	4.95				
		Fin:	1:52.32	(48)				5.67	145.33	Avg.:	92.28	



AUDI FIS SKI WORLD CUP 2007/08
Whistler, BC (CAN)



8th LADIES' DOWNHILL

WED 20 FEB 2008

PERFORMANCE ANALYSIS 2 TRAINING 2

Number of Competitors: 51

Bib Name	Nation	Positions			Partials			Difference		Speed		
		Pos.	Time	Rank	Pos.	Time	Rank	Time	Dist(m)	Pos.	Km/h	Rank
49 AUBERT Sandrine	FRA	Int1:	26.27	(29)	I1-I2:	16.64	(37)	0.68	107.33	Sp1:	97.70	(43)
		Int2:	42.91	(33)		I2-I3:	24.64	(44)			1.02	
		Int3:	1:07.55	(39)	I3-I4:	24.11	(46)	2.25				
		Int4:	1:31.66	(42)	I4-Fin:	19.12	(43)	3.41				
		Fin:	1:50.78	(44)				4.13		Avg.:	93.56	
50 LOLOVIC Jelena	SRB	Int1:	26.99	(49)	I1-I2:	17.25	(49)	1.40	177.80	Sp1:	94.91	(49)
		Int2:	44.24	(49)		I2-I3:	25.01	(49)			2.35	
		Int3:	1:09.25	(49)	I3-I4:	24.76	(49)	3.95				
		Int4:	1:34.01	(49)	I4-Fin:	19.66	(49)	5.76				
		Fin:	1:53.67	(50)				7.02		Avg.:	91.18	
51 PUENCHERA Jessica	SUI	Int1:	27.10	(50)	I1-I2:	17.45	(50)	1.51	166.82	Sp1:	99.77	(30)
		Int2:	44.55	(50)		I2-I3:	25.03	(50)			2.66	
		Int3:	1:09.58	(50)	I3-I4:	24.15	(47)	4.28				
		Int4:	1:33.73	(48)	I4-Fin:	19.48	(48)	5.48				
		Fin:	1:53.21	(49)				6.56		Avg.:	91.55	

LEGEND

Pos Intermediate or Speed Position Int1: Intermediate 1 Int4: Intermediate 4 DNS Did Not Start
 Avg. Average Speed for the race Int2: Intermediate 2 Sp1: Speed Trap 1 Fin: Finish
 Dist(m) Distance behind the first Int3: Intermediate 3

20-02-2008 / Whistler, BC (CAN) / 5945

Page 6/6

Data Processing by LONGINES

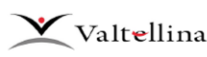
www.fis-ski.com

LONGINES Timing

Generation Date: WED 20 FEB 2008

Time: 11:13

Document: 77B 1.0



Printed by XEROX