



**AUDI FIS SKI WORLD CUP 2007/08**  
**Whistler, BC (CAN)**



8th LADIES' DOWNHILL  
**ALPHABETICAL LIST OF COMPETITORS**

FRI 22 FEB 2008

Number of Competitors: 51, Number of NOCs: 13

Nation	FIS Code	Name	FIS Points (8th of February 2008 – List 8)									
			DH		SL		GS		SG		SC	
<b>AUT</b> (9)	55750	<b>FISCHBACHER Andrea</b>	5.05	(16)	20.00	(151)	5.99	(30)	4.18	(13)	22.60	(93)
	55576	<b>GOERGL Elisabeth</b>	4.52	(12)	20.21	(153)	1.99	(2)	2.04	(7)	5.25	(15)
	55069	<b>GOETSCHL Renate</b>	0.96	(2)	46.07	(598)	20.47	(162)	0.00	(1)	–	
	55690	<b>HOSP Nicole</b>	5.07	(17)	1.13	(2)	2.61	(3)	1.57	(4)	2.47	(3)
	55212	<b>MEISSNITZER Alexandra</b>	5.64	(23)	154.34	(3298)	12.23	(73)	3.47	(11)	–	
	55588	<b>RUMPFHUBER Ingrid</b>	5.82	(26)	164.49	(3452)	28.32	(281)	23.35	(85)	–	
	55590	<b>SCHILD Marlies</b>	4.65	(13)	0.00	(1)	4.67	(13)	5.25	(21)	1.54	(2)
	55691	<b>SPONRING Christine</b>	6.00	(31)	16.57	(104)	22.82	(185)	5.63	(24)	5.36	(18)
	55596	<b>WILHELM Kathrin</b>	14.70	(40)	166.12	(3487)	19.68	(154)	19.77	(62)	–	
<b>CAN</b> (5)	105997	<b>BRYDON Emily</b>	4.22	(9)	33.96	(344)	18.48	(139)	1.49	(3)	4.31	(11)
	106410	<b>DESFORGES Emilie</b>	35.47	(101)	24.40	(212)	15.13	(98)	24.41	(89)	27.67	(119)
	106022	<b>JANYK Britt</b>	3.65	(5)	31.40	(314)	17.39	(122)	2.89	(10)	25.97	(110)
	106662	<b>POLESCHUK Danielle</b>	37.57	(112)	35.77	(385)	58.91	(994)	52.99	(344)	25.76	(109)
	106402	<b>VANDERBEEK Kelly</b>	3.93	(7)	115.84	(2416)	37.33	(457)	4.52	(18)	–	
<b>FRA</b> (5)	195972	<b>AUBERT Sandrine</b>	40.47	(124)	5.69	(23)	30.21	(299)	30.09	(128)	5.30	(16)
	195671	<b>JACQUEMOD Ingrid</b>	3.89	(6)	32.83	(329)	4.42	(11)	5.32	(22)	4.15	(10)
	196460	<b>MARCHAND-ARVIER Marie</b>	4.82	(15)	37.86	(417)	19.68	(154)	14.94	(42)	5.94	(27)
	196573	<b>REVILLET Aurelie</b>	20.57	(55)	78.78	(1456)	35.62	(423)	26.62	(106)	31.26	(136)
	195983	<b>ROLLAND Marion</b>	27.94	(80)	64.05	(1038)	46.52	(659)	25.55	(97)	30.83	(133)
<b>GBR</b> (1)	225206	<b>ALCOTT Chemmy</b>	8.29	(34)	23.89	(208)	12.50	(75)	25.68	(98)	5.72	(23)
<b>GER</b> (2)	206001	<b>RIESCH Maria</b>	4.32	(10)	4.08	(8)	5.92	(28)	1.23	(2)	3.60	(6)
	206175	<b>STECHERT Gina</b>	21.54	(58)	24.50	(213)	17.70	(126)	14.05	(41)	13.92	(52)
<b>ITA</b> (8)	297134	<b>BORSOTTI Camilla</b>	38.58	(115)	21.33	(171)	30.54	(308)	29.75	(124)	5.61	(21)
	296472	<b>FANCHINI Elena</b>	5.84	(28)	138.31	(2979)	24.32	(207)	20.93	(74)	15.46	(58)
	296729	<b>FANCHINI Nadia</b>	6.00	(31)	51.67	(733)	6.00	(32)	5.90	(29)	–	
	296763	<b>HOFER Larissa</b>	33.70	(94)	54.30	(792)	30.90	(316)	40.32	(217)	26.67	(112)
	296008	<b>MERIGHETTI Daniela</b>	5.43	(20)	17.85	(114)	19.02	(145)	24.86	(93)	23.15	(98)
	296427	<b>SCHNARF Johanna</b>	22.33	(61)	20.02	(152)	16.78	(117)	22.69	(80)	5.58	(20)
	296473	<b>SIORPAES Wendy</b>	20.83	(56)	60.29	(943)	27.80	(275)	21.43	(76)	22.26	(88)
	296431	<b>STUFFER Verena</b>	21.17	(57)	92.11	(1828)	8.87	(47)	30.00	(127)	–	
<b>MON</b> (1)	375018	<b>COLETTI Alexandra</b>	28.67	(81)	47.72	(646)	22.68	(183)	32.69	(146)	34.06	(153)

22-02-2008 / Whistler, BC (CAN) / 5957

Page 1/2

Data Processing by LONGINES

www.fis-ski.com

LONGINES Timing

Generation Date: THU 21 FEB 2008

Time: 17:02

Document: 32E 1.0

8th LADIES' DOWNHILL  
**ALPHABETICAL LIST OF COMPETITORS**

FRI 22 FEB 2008

Number of Competitors: 51, Number of NOCs: 13

Nation	FIS Code	Name	FIS Points (8th of February 2008 – List 8)									
			DH	SL	GS	SG	SC					
<b>SLO</b> (2)	565243	<b>MAZE Tina</b>	5.76	(24)	39.43	(442)	12.38	(74)	4.43	(15)	5.99	(29)
	565261	<b>ROBNIK Petra</b>	26.94	(75)	15.01	(87)	27.36	(271)	23.69	(87)	4.97	(13)
<b>SPA</b> (1)	495318	<b>RUIZ CASTILLO Carolina</b>	5.56	(22)	59.68	(937)	14.18	(92)	5.39	(23)	–	
<b>SRB</b> (1)	315149	<b>LOLOVIC Jelena</b>	57.49	(195)	13.21	(69)	12.63	(78)	36.02	(176)	35.72	(160)
<b>SUI</b> (7)	515573	<b>AUFDENBLATTEN Fraenzi</b>	4.74	(14)	46.27	(603)	11.45	(61)	4.06	(12)	–	
	515429	<b>DUMERMUTH Monika</b>	5.37	(19)	356.61	(4630)	16.35	(108)	5.99	(30)	–	
	515747	<b>GISIN Dominique</b>	5.26	(18)	48.71	(675)	23.56	(202)	26.21	(105)	32.42	(145)
	515692	<b>GRAND Rabea</b>	25.62	(70)	12.06	(59)	16.59	(110)	49.35	(303)	5.22	(14)
	515587	<b>PUENCHERA Jessica</b>	64.74	(232)	23.08	(194)	48.26	(714)	26.17	(103)	24.64	(102)
<b>SWE</b> (3)	515560	<b>SCHILD Martina</b>	5.48	(21)	293.36	(4445)	19.06	(146)	2.81	(9)	–	
	515170	<b>STYGER Nadia</b>	4.32	(10)	211.29	(4028)	20.45	(161)	4.45	(16)	–	
	505449	<b>BENT Nike</b>	17.30	(51)	13.55	(72)	19.31	(149)	19.84	(63)	5.83	(24)
<b>USA</b> (6)	505632	<b>LINDELL-VIKARBY Jessica</b>	33.28	(93)	27.21	(248)	5.67	(19)	4.50	(17)	22.46	(91)
	505483	<b>PAERSON Anja</b>	2.84	(4)	5.01	(11)	4.83	(14)	1.75	(5)	3.93	(8)
<b>USA</b> (6)	537582	<b>COOK Stacey</b>	16.68	(49)	29.07	(276)	14.77	(96)	5.73	(25)	5.66	(22)
	536884	<b>LUDLOW Libby</b>	35.69	(103)	301.57	(4480)	8.00	(44)	5.99	(30)	–	
	537545	<b>MANCUSO Julia</b>	2.82	(3)	5.79	(26)	2.94	(6)	2.19	(8)	0.00	(1)
	538038	<b>MARSHALL Chelsea</b>	22.44	(62)	23.72	(203)	23.22	(196)	32.08	(139)	12.79	(47)
	538305	<b>SMITH Leanne</b>	27.74	(78)	22.44	(188)	18.28	(135)	20.41	(67)	26.73	(113)
	537544	<b>VONN Lindsey</b>	0.00	(1)	16.54	(102)	5.38	(16)	1.87	(6)	2.47	(3)

<b>LEGEND</b>	<b>DH</b> Downhill	<b>SL</b> Slalom	<b>GS</b> Giant Slalom	<b>SG</b> Super-G	<b>SC</b> Super Combined
22-02-2008 / Whistler, BC (CAN) / 5957					Page 2/2
Data Processing by LONGINES			www.fis-ski.com		LONGINES Timing
Generation Date: THU 21 FEB 2008			Time: 17:02		Document: 32E 1.0



**AUDI FIS SKI WORLD CUP 2007/08**  
**Whistler, BC (CAN)**



**8th LADIES' DOWNHILL**  
**DRAW LIST BY POINTS**

FRI 22 FEB 2008

Number of Competitors: 51, Number of NOCs: 13 Ranked 100 in the FIS List: WEYRICH C. FIS Pts: 35.45

No.	FIS Code	Name	Nation	WCSL-DH	WCSL-O	FIS-DH
1	537544	VONN Lindsey	USA	716 (1)	1246 (3)	0.00 (1)
2	55069	GOETSCHL Renate	AUT	545 (2)	906 (8)	0.96 (2)
3	505483	PAERSON Anja	SWE	373 (3)	1068 (5)	2.84 (4)
4	537545	MANCUSO Julia	USA	341 (4)	1242 (4)	2.82 (3)
5	106402	VANDERBEEK Kelly	CAN	337 (5)	451 (18)	3.93 (7)
6	106022	JANYK Britt	CAN	332 (6)	555 (15)	3.65 (5)
7	195671	JACQUEMOD Ingrid	FRA	276 (7)	630 (13)	3.89 (6)
8	515170	STYGER Nadia	SUI	263 (8)	405 (21)	4.32 (10)
9	206001	RIESCH Maria	GER	255 (9)	1039 (6)	4.32 (9)
10	105997	BRYDON Emily	CAN	246 (11)	611 (14)	4.22 (8)
11	55576	GOERGL Elisabeth	AUT	214 (12)	1013 (7)	4.52 (11)
12	55590	SCHILD Marlies	AUT	189 (13)	1323 (2)	4.65 (12)
13	515573	AUFDENBLATTEN Fraenzi	SUI	189 (13)	323 (28)	4.74 (13)
14	196460	MARCHAND-ARVIER Marie	FRA	172 (15)	237 (34)	4.82 (14)
15	55690	HOSP Nicole	AUT	158 (16)	1479 (1)	5.07 (16)
16	+400 55750	FISCHBACHER Andrea	AUT	149 (18)	436 (19)	5.05 (15)
17	515747	GISIN Dominique	SUI	152 (17)	164 (42)	5.26 (17)
18	296008	MERIGHETTI Daniela	ITA	136 (19)	166 (40)	5.43 (19)
19	515560	SCHILD Martina	SUI	135 (20)	357 (25)	5.48 (20)
20	515429	DUMERMUTH Monika	SUI	129 (21)	165 (41)	5.37 (18)
21	565243	MAZE Tina	SLO	120 (22)	311 (30)	5.76 (23)
22	495318	RUIZ CASTILLO Carolina	SPA	114 (23)	202 (38)	5.56 (21)
23	296729	FANCHINI Nadia	ITA	109 (24)	150 (43)	6.00 (27)
24	296472	FANCHINI Elena	ITA	105 (25)	124 (52)	5.84 (25)
25	55212	MEISSNITZER Alexandra	AUT	104 (26)	324 (27)	5.64 (22)
26	55588	RUMPFHUBER Ingrid	AUT	89 (27)	90 (62)	5.82 (24)
27	296431	STUFFER Verena	ITA	58 (33)	58 (81)	21.17 (34)
28	537582	COOK Stacey	USA	55 (34)	147 (44)	16.68 (30)
29	206175	STECHELT Gina	GER	53 (35)	81 (65)	21.54 (35)
30	225206	ALCOTT Chemmy	GBR	49 (36)	142 (47)	8.29 (28)
31	55691	SPONRING Christine	AUT	30 (43)	145 (45)	6.00 (26)
32	55596	WILHELM Kathrin	AUT	40 (37)	56 (85)	14.70 (29)
33	505449	BENT Nike	SWE	27 (44)	73 (69)	17.30 (31)
34	196573	REVILLET Aurelie	FRA	40 (37)	63 (75)	20.57 (32)
35	296473	SIORPAES Wendy	ITA	34 (41)	50 (88)	20.83 (33)
36	296427	SCHNARF Johanna	ITA	14 (48)	58 (81)	22.33 (36)
37	538038	MARSHALL Chelsea	USA	32 (42)	32 (98)	22.44 (37)

22-02-2008 / Whistler, BC (CAN) / 5957

Page 1/2

Data Processing by LONGINES

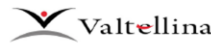
www.fis-ski.com

LONGINES Timing

Generation Date: THU 21 FEB 2008

Time: 17:02

Document: 45A 1.0



**Number of Competitors: 51, Number of NOCs: 13 Ranked 100 in the FIS List: WEYRICH C. FIS Pts: 35.45**

No.	FIS Code	Name	Nation	WCSL-DH	WCSL-O	FIS-DH
38	515692	<b>GRAND Rabea</b>	SUI	1 (65)	67 (72)	25.62 (38)
39	565261	<b>ROBNIK Petra</b>	SLO	-	63 (75)	26.94 (39)
40	538305	<b>SMITH Leanne</b>	USA	8 (51)	24 (109)	27.74 (40)
41	195983	<b>ROLLAND Marion</b>	FRA	25 (45)	25 (107)	27.94 (41)
42	375018	<b>COLETTI Alexandra</b>	MON	12 (49)	14 (130)	28.67 (42)
43	505632	<b>LINDELL-VIKARBY Jessica</b>	SWE	1 (65)	224 (36)	33.28 (43)
44	296763	<b>HOFER Larissa</b>	ITA	-	-	33.70 (44)
45	106410	<b>DESFORGES Emilie</b>	CAN	-	4 (148)	> 35.47 (45)
46	536884	<b>LUDLOW Libby</b>	USA	8 (51)	60 (79)	> 35.69 (46)
47	106662	<b>POLESCHUK Danielle</b>	CAN	-	-	> 37.57 (47)
48	297134	<b>BORSOTTI Camilla</b>	ITA	-	39 (94)	> 38.58 (48)
49	195972	<b>AUBERT Sandrine</b>	FRA	2 (61)	143 (46)	> 40.47 (49)
50	315149	<b>LOLOVIC Jelena</b>	SRB	-	22 (115)	> 57.49 (50)
51	515587	<b>PUENCHERA Jessica</b>	SUI	-	20 (118)	> 64.74 (51)

**LEGEND**

**+400** More than 400 points on WCSL-O after 15th place or after 30th place  
**WCSL-DH** World Cup Start List points for Downhill  
**FIS-DH** FIS points for Downhill  
**WCSL-O No.** Overall WCSL points Control Number

22-02-2008 / Whistler, BC (CAN) / 5957

Page 2/2

Data Processing by LONGINES

www.fis-ski.com

LONGINES Timing

Generation Date: THU 21 FEB 2008

Time: 17:02

Document: 45A 1.0



**AUDI FIS SKI WORLD CUP 2007/08**  
**Whistler, BC (CAN)**



**8th LADIES' DOWNHILL**  
**START LIST**

FRI 22 FEB 2008  
 Start Time: 10:15

Jury			Technical Data	
<b>TD FIS</b>	P. KROGOLL	GER	<b>Course Name</b>	Franz's Downhill
<b>Referee</b>	A. SKAARDAL	FIS	<b>Start Altitude</b>	1595 m
<b>Assistant Referee</b>	J. TISCHHAUSER	FIS	<b>Finish Altitude</b>	825 m
<b>Chief of Race</b>	B. HOLLIDAY	CAN	<b>Vertical Drop</b>	770 m
			<b>Course Length</b>	2891 m
			<b>Homologation Number</b>	8651/11/07

**Race Information**

<b>Course Setter</b>	J. TISCHHAUSER	FIS		
<b>Number of Gates</b>	38			
<b>Start Time</b>	10:15			
<b>Forerunners</b>	A - C. PRIDY	CAN	D - M. PRIDY	CAN
	B - K. SERWA	CAN	E - B. THOMSEN	CAN
	C - S. REY	CAN	F - B. LEMAN	CAN

Number of Competitors: 51, Number of NOCs: 13

Bib	FIS Code	Name	Year of Birth	Nation	Time	Ski
1	55212	MEISSNITZER Alexandra	1973	AUT		Voelkl
2	296008	MERIGHETTI Daniela	1981	ITA		Salomon
3	515747	GISIN Dominique	1985	SUI		Voelkl
4	495318	RUIZ CASTILLO Carolina	1981	SPA		Salomon
5	225206	ALCOTT Chemmy	1982	GBR		Voelkl
6	55750	FISCHBACHER Andrea	1985	AUT		Atomic
7	55588	RUMPFHUBER Ingrid	1981	AUT		Blizzard
8	196460	MARCHAND-ARVIER Marie	1985	FRA		Salomon
9	515573	AUFDENBLATTEN Fraenzi	1981	SUI		Rossignol
10	55576	GOERGL Elisabeth	1981	AUT		Head
11	515170	STYGER Nadia	1978	SUI		Voelkl
12	55690	HOSP Nicole	1983	AUT		Voelkl
13	55590	SCHILD Marlies	1981	AUT		Atomic
14	206001	RIESCH Maria	1984	GER		Head
15	105997	BRYDON Emily	1980	CAN		Salomon
16	537545	MANCUSO Julia	1984	USA		Rossignol
17	537544	VONN Lindsey	1984	USA		Rossignol
18	106402	VANDERBEEK Kelly	1983	CAN		Voelkl
19	106022	JANYK Britt	1980	CAN		Voelkl
20	195671	JACQUEMOD Ingrid	1978	FRA		Salomon
21	505483	PAERSON Anja	1981	SWE		Salomon

**Number of Competitors: 51, Number of NOCs: 13**

Bib	FIS Code	Name	Year of Birth	Nation	Time	Ski
22	55069	GOETSCHL Renate	1975	AUT		Atomic
23	296729	FANCHINI Nadia	1986	ITA		Dynastar
24	206175	STECHELT Gina	1987	GER		Voelkl
25	565243	MAZE Tina	1983	SLO		Rossignol
26	537582	COOK Stacey	1984	USA		Rossignol
27	515429	DUMERMUTH Monika	1977	SUI		Stoeckli
28	296472	FANCHINI Elena	1985	ITA		Dynastar
29	515560	SCHILD Martina	1981	SUI		Voelkl
30	296431	STUFFER Verena	1984	ITA		Fischer
31	55691	SPONRING Christine	1983	AUT		Head
32	55596	WILHELM Kathrin	1981	AUT		Rossignol
33	505449	BENT Nike	1981	SWE		Rossignol
34	196573	REVILLET Aurelie	1986	FRA		Salomon
35	296473	SIORPAES Wendy	1985	ITA		Voelkl
36	296427	SCHNARF Johanna	1984	ITA		Voelkl
37	538038	MARSHALL Chelsea	1986	USA		Dynastar
38	515692	GRAND Rabea	1984	SUI		Head
39	565261	ROBNIK Petra	1984	SLO		Rossignol
40	538305	SMITH Leanne	1987	USA		Dynastar
41	195983	ROLLAND Marion	1982	FRA		Rossignol
42	375018	COLETTI Alexandra	1983	MON		Voelkl
43	505632	LINDELL-VIKARBY Jessica	1984	SWE		Rossignol
44	296763	HOFER Larissa	1986	ITA		Atomic
45	106410	DESFORGES Emilie	1983	CAN		Head
46	536884	LUDLOW Libby	1981	USA		Voelkl
47	106662	POLESCHUK Danielle	1986	CAN		
48	297134	BORSOTTI Camilla	1988	ITA		Salomon
49	195972	AUBERT Sandrine	1982	FRA		Fischer
50	315149	LOLOVIC Jelena	1981	SRB		Rossignol
51	515587	PUENCHERA Jessica	1982	SUI		Head



**AUDI FIS SKI WORLD CUP 2007/08**  
**Whistler, BC (CAN)**



**8th LADIES' DOWNHILL**  
**OFFICIAL RESULTS**

FRI 22 FEB 2008  
 Start Time: 10:15

Jury			Technical Data	
<b>TD FIS</b>	P. KROGOLL	GER	<b>Course Name</b>	Franz's Downhill
<b>Referee</b>	A. SKAARDAL	FIS	<b>Start Altitude</b>	1595 m
<b>Assistant Referee</b>	J. TISCHHAUSER	FIS	<b>Finish Altitude</b>	825 m
<b>Chief of Race</b>	B. HOLLIDAY	CAN	<b>Vertical Drop</b>	770 m
			<b>Course Length</b>	2891 m
			<b>Homologation Number</b>	8651/11/07

**Race Information**

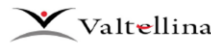
<b>Course Setter</b>	J. TISCHHAUSER	FIS		
<b>Number of Gates</b>	38			
<b>Start Time</b>	10:15			
<b>Forerunners</b>	A - C. PRIDY	CAN	D - M. PRIDY	CAN
	B - K. SERWA	CAN	E - B. THOMSEN	CAN
	C - S. REY	CAN	F - B. LEMAN	CAN

**Weather:** Cloudy **Snow:** Hard **Temperature – Start:** 2 °C **Finish:** 0 °C **F-factor:** 1350

**Number of Competitors: 51, Number of NOCs: 13**

Rank	Bib	FIS Code	Name	Year of Birth	Nation	Time	Diff.	Dist. (m)	Race Points	Ski
1	11	515170	STYGER Nadia	1978	SUI	1:45.30			0.00	Voelkl
2	17	537544	VONN Lindsey	1984	USA	1:45.31	0.01	0.27	0.13	Rossignol
3	16	537545	MANCUSO Julia	1984	USA	1:45.49	0.19	5.21	2.44	Rossignol
4	19	106022	JANYK Britt	1980	CAN	1:45.65	0.35	9.58	4.49	Voelkl
5	22	55069	GOETSCHL Renate	1975	AUT	1:45.69	0.39	10.67	5.00	Atomic
6	21	505483	PAERSON Anja	1981	SWE	1:45.73	0.43	11.76	5.51	Salomon
7	10	55576	GOERGL Elisabeth	1981	AUT	1:45.77	0.47	12.85	6.03	Head
8	23	296729	FANCHINI Nadia	1986	ITA	1:45.86	0.56	15.29	7.18	Dynastar
9	18	106402	VANDERBEEK Kelly	1983	CAN	1:45.89	0.59	16.11	7.56	Voelkl
10	4	495318	RUIZ CASTILLO Carolina	1981	SPA	1:45.97	0.67	18.28	8.59	Salomon
11	13	55590	SCHILD Marlies	1981	AUT	1:46.13	0.83	22.61	10.64	Atomic
12	8	196460	MARCHAND-ARVIER Marie	1985	FRA	1:46.23	0.93	25.31	11.92	Salomon
13	1	55212	MEISSNITZER Alexandra	1973	AUT	1:46.35	1.05	28.54	13.46	Voelkl
14	7	55588	RUMPFHUBER Ingrid	1981	AUT	1:46.39	1.09	29.62	13.97	Blizzard
15	12	55690	HOSP Nicole	1983	AUT	1:46.43	1.13	30.69	14.49	Voelkl
16	20	195671	JACQUEMOD Ingrid	1978	FRA	1:46.45	1.15	31.23	14.74	Salomon
17	15	105997	BRYDON Emily	1980	CAN	1:46.50	1.20	32.57	15.38	Salomon

#076 \_\_\_\_\_



Number of Competitors: 51, Number of NOCs: 13

Rank	Bib	FIS Code	Name	Year of Birth	Nation	Time	Diff.	Dist. (m)	Race Points	Ski
18	28	296472	FANCHINI Elena	1985	ITA	1:46.65	1.35	36.59	17.31	Dynastar
19	9	515573	AUFDENBLATTEN Fraenzi	1981	SUI	1:46.67	1.37	37.13	17.56	Rossignol
20	2	296008	MERIGHETTI Daniela	1981	ITA	1:46.78	1.48	40.07	18.97	Salomon
21	3	515747	GISIN Dominique	1985	SUI	1:46.98	1.68	45.40	21.54	Voelkl
22	6	55750	FISCHBACHER Andrea	1985	AUT	1:47.00	1.70	45.93	21.79	Atomic
23	24	206175	STECHERT Gina	1987	GER	1:47.08	1.78	48.06	22.82	Voelkl
24	26	537582	COOK Stacey	1984	USA	1:47.16	1.86	50.18	23.85	Rossignol
25	37	538038	MARSHALL Chelsea	1986	USA	1:47.18	1.88	50.71	24.10	Dynastar
26	25	565243	MAZE Tina	1983	SLO	1:47.56	2.26	60.74	28.97	Rossignol
27	41	195983	ROLLAND Marion	1982	FRA	1:47.68	2.38	63.90	30.51	Rossignol
28	27	515429	DUMERMUTH Monika	1977	SUI	1:47.69	2.39	64.16	30.64	Stoekli
29	5	225206	ALCOTT Chemmy	1982	GBR	1:47.89	2.59	69.40	33.21	Voelkl
30	43	505632	LINDELL-VIKARBY Jessica	1984	SWE	1:47.93	2.63	70.45	33.72	Rossignol
31	40	538305	SMITH Lianne	1987	USA	1:48.07	2.77	74.10	35.51	Dynastar
32	34	196573	REVILLET Aurelie	1986	FRA	1:48.10	2.80	74.88	35.90	Salomon
33	30	296431	STUFFER Verena	1984	ITA	1:48.25	2.95	78.78	37.82	Fischer
34	36	296427	SCHNARF Johanna	1984	ITA	1:48.32	3.02	80.60	38.72	Voelkl
35	39	565261	ROBNIK Petra	1984	SLO	1:48.42	3.12	83.19	40.00	Rossignol
36	38	515692	GRAND Rabea	1984	SUI	1:48.63	3.33	88.62	42.69	Head
36	29	515560	SCHILD Martina	1981	SUI	1:48.63	3.33	88.62	42.69	Voelkl
38	31	55691	SPONRING Christine	1983	AUT	1:48.72	3.42	90.94	43.85	Head
39	45	106410	DESFORGES Emilie	1983	CAN	1:48.94	3.64	96.60	46.67	Head
40	35	296473	SIORPAES Wendy	1985	ITA	1:48.97	3.67	97.37	47.05	Voelkl
41	42	375018	COLETTI Alexandra	1983	MON	1:49.18	3.88	102.74	49.74	Voelkl
42	33	505449	BENT Nike	1981	SWE	1:49.26	3.96	104.78	50.77	Rossignol
43	44	296763	HOFER Larissa	1986	ITA	1:49.27	3.97	105.04	50.90	Atomic
44	46	536884	LUDLOW Libby	1981	USA	1:49.82	4.52	118.99	57.95	Voelkl
45	49	195972	AUBERT Sandrine	1982	FRA	1:50.00	4.70	123.52	60.26	Fischer
46	47	106662	POLESCHUK Danielle	1986	CAN	1:50.04	4.74	124.53	60.77	
47	51	515587	PUENCHERA Jessica	1982	SUI	1:51.18	5.88	152.90	75.38	Head
48	50	315149	LOLOVIC Jelena	1981	SRB	1:52.50	7.20	185.02	92.31	Rossignol

**DID NOT START: 1 competitor**

32	55596	WILHELM Kathrin	1981	AUT						Rossignol
----	-------	-----------------	------	-----	--	--	--	--	--	-----------

**DID NOT FINISH: 2 competitors**

14	206001	RIESCH Maria	1984	GER						Head
48	297134	BORSOTTI Camilla	1988	ITA						Salomon

Technical Delegate:  
**P. KROGOLL (GER) #076**





**AUDI FIS SKI WORLD CUP 2007/08**  
**Whistler, BC (CAN)**



8th LADIES' DOWNHILL  
**PENALTY CALCULATION**

FRI 22 FEB 2008

**Best 10 at Finish**

Rank	Bib	FIS Code	Name	Nation	FIS Points	Best 5	Race Points
1	11	515170	STYGER Nadia	SUI	4.32		
2	17	537544	VONN Lindsey	USA	0.00	0.00	0.13
3	16	537545	MANCUSO Julia	USA	2.82	2.82	2.44
4	19	106022	JANYK Britt	CAN	3.65	3.65	4.49
5	22	55069	GOETSCHL Renate	AUT	0.96	0.96	5.00
6	21	505483	PAERSON Anja	SWE	2.84	2.84	5.51
7	10	55576	GOERGL Elisabeth	AUT	4.52		
8	23	296729	FANCHINI Nadia	ITA	6.00		
9	18	106402	VANDERBEEK Kelly	CAN	3.93		
10	4	495318	RUIZ CASTILLO Carolina	SPA	5.56		

**Best 5 FIS Points at Start**

Rank	Bib	FIS Code	Name	Nation	FIS Points
2	17	537544	VONN Lindsey	USA	0.00
5	22	55069	GOETSCHL Renate	AUT	0.96
3	16	537545	MANCUSO Julia	USA	2.82
6	21	505483	PAERSON Anja	SWE	2.84
4	19	106022	JANYK Britt	CAN	3.65

<b>TOTALS:</b>			
FIS Points of Best 5 at Start (B)	10.27		
FIS Points of Best at Finish in Top 10 (A)		10.27	
Race Points of Corresponding Competitors (C)			17.57
Calculated Penalty (A+B-C) : 10 =>	0.297		
Rounded	0.30		
Category Adder	0.00		
Correction Value (Z)	0.00		
Calculated Penalty	0.30		
Penalty Applied	0.00		

Technical Delegate:  
**P. KROGOLL (GER) #076**



**AUDI FIS SKI WORLD CUP 2007/08**  
**Whistler, BC (CAN)**

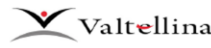


8th LADIES' DOWNHILL  
**PERFORMANCE ANALYSIS 1**

FRI 22 FEB 2008

Number of Competitors: 48

Rank	Bib	Name	Nation	Positions			Partials			Difference		Speed								
				Pos.	Time	Rank	Pos.	Time	Rank	Time	Dist(m)	Pos.	km/h	Rank						
1	11	STYGER Nadia	SUI	Int1: 25.45 (5)	Int2: 41.36 (4)	Int3: 1:04.63 (2)	Int4: 1:27.32 (2)	Fin: 1:45.30 (1)	I1-I2: 15.91 (5)	I2-I3: 23.27 (3)	I3-I4: 22.69 (6)	I4-Fin: 17.98 (3)	0.10	0.15	0.13	0.34	0.00	0.00	Sp1: 103.12 (16)	Avg.: 98.84
2	17	VONN Lindsey	USA	Int1: 25.58 (14)	Int2: 41.31 (2)	Int3: 1:04.50 (1)	Int4: 1:26.98 (1)	Fin: 1:45.31 (2)	I1-I2: 15.73 (1)	I2-I3: 23.19 (1)	I3-I4: 22.48 (2)	I4-Fin: 18.33 (16)	0.23	0.10	0.00	0.00	0.01	0.27	Sp1: 105.43 (5)	Avg.: 98.83
3	16	MANCUSO Julia	USA	Int1: 25.44 (4)	Int2: 41.32 (3)	Int3: 1:04.79 (5)	Int4: 1:27.47 (4)	Fin: 1:45.49 (3)	I1-I2: 15.88 (3)	I2-I3: 23.47 (10)	I3-I4: 22.68 (5)	I4-Fin: 18.02 (6)	0.09	0.11	0.29	0.49	0.19	5.21	Sp1: 103.38 (13)	Avg.: 98.66
4	19	JANYK Britt	CAN	Int1: 25.47 (6)	Int2: 41.43 (5)	Int3: 1:04.67 (3)	Int4: 1:27.43 (3)	Fin: 1:45.65 (4)	I1-I2: 15.96 (7)	I2-I3: 23.24 (2)	I3-I4: 22.76 (12)	I4-Fin: 18.22 (12)	0.12	0.22	0.17	0.45	0.35	9.58	Sp1: 103.12 (16)	Avg.: 98.51
5	22	GOETSCHL Renate	AUT	Int1: 25.49 (7)	Int2: 41.56 (8)	Int3: 1:04.96 (7)	Int4: 1:27.70 (8)	Fin: 1:45.69 (5)	I1-I2: 16.07 (11)	I2-I3: 23.40 (8)	I3-I4: 22.74 (11)	I4-Fin: 17.99 (4)	0.14	0.35	0.46	0.72	0.39	10.67	Sp1: 102.06 (30)	Avg.: 98.47
6	21	PAERSON Anja	SWE	Int1: 25.54 (10)	Int2: 41.52 (6)	Int3: 1:04.86 (6)	Int4: 1:27.55 (5)	Fin: 1:45.73 (6)	I1-I2: 15.98 (8)	I2-I3: 23.34 (5)	I3-I4: 22.69 (6)	I4-Fin: 18.18 (10)	0.19	0.31	0.36	0.57	0.43	11.76	Sp1: 105.15 (6)	Avg.: 98.44
7	10	GOERGL Elisabeth	AUT	Int1: 25.53 (9)	Int2: 41.75 (15)	Int3: 1:05.12 (11)	Int4: 1:27.76 (9)	Fin: 1:45.77 (7)	I1-I2: 16.22 (27)	I2-I3: 23.37 (7)	I3-I4: 22.64 (3)	I4-Fin: 18.01 (5)	0.18	0.54	0.62	0.78	0.47	12.85	Sp1: 102.59 (23)	Avg.: 98.40
8	23	FANCHINI Nadia	ITA	Int1: 25.56 (12)	Int2: 41.64 (11)	Int3: 1:04.97 (8)	Int4: 1:27.68 (7)	Fin: 1:45.86 (8)	I1-I2: 16.08 (13)	I2-I3: 23.33 (4)	I3-I4: 22.71 (9)	I4-Fin: 18.18 (10)	0.21	0.43	0.47	0.70	0.56	15.29	Sp1: 105.85 (3)	Avg.: 98.31



Number of Competitors: 48

Rank	Bib	Name	Nation	Positions			Partials			Difference		Speed		
				Pos.	Time	Rank	Pos.	Time	Rank	Time	Dist(m)	Pos.	km/h	Rank
9	18	VANDERBEEK Kelly	CAN	Int1: 25.63 (17)			I1-I2: 16.10 (15)			0.28		Sp1: 106.27 (2)		
				Int2: 41.73 (14)			I2-I3: 23.35 (6)			0.52				
				Int3: 1:05.08 (10)			I3-I4: 22.70 (8)			0.58				
				Int4: 1:27.78 (10)			I4-Fin: 18.11 (7)			0.80				
				Fin: 1:45.89 (9)						0.59	16.11	Avg.: 98.29		
10	4	RUIZ CASTILLO Carolina	SPA	Int1: 25.35 (1)			I1-I2: 15.86 (2)			0.00		Sp1: 100.90 (35)		
				Int2: 41.21 (1)			I2-I3: 23.48 (12)			0.00				
				Int3: 1:04.69 (4)			I3-I4: 22.86 (17)			0.19				
				Int4: 1:27.55 (5)			I4-Fin: 18.42 (24)			0.57				
				Fin: 1:45.97 (10)						0.67	18.28	Avg.: 98.21		
11	13	SCHILD Marlies	AUT	Int1: 25.55 (11)			I1-I2: 16.10 (15)			0.20		Sp1: 100.27 (38)		
				Int2: 41.65 (12)			I2-I3: 23.51 (14)			0.44				
				Int3: 1:05.16 (12)			I3-I4: 22.72 (10)			0.66				
				Int4: 1:27.88 (11)			I4-Fin: 18.25 (14)			0.90				
				Fin: 1:46.13 (11)						0.83	22.61	Avg.: 98.06		
12	8	MARCHAND-ARVIER Marie	FRA	Int1: 25.93 (26)			I1-I2: 16.28 (30)			0.58		Sp1: 103.65 (11)		
				Int2: 42.21 (26)			I2-I3: 23.47 (10)			1.00				
				Int3: 1:05.68 (22)			I3-I4: 22.66 (4)			1.18				
				Int4: 1:28.34 (19)			I4-Fin: 17.89 (1)			1.36				
				Fin: 1:46.23 (12)						0.93	25.31	Avg.: 97.97		
13	1	MEISSNITZER Alexandra	AUT	Int1: 25.43 (3)			I1-I2: 16.16 (20)			0.08		Sp1: 103.12 (16)		
				Int2: 41.59 (10)			I2-I3: 23.58 (18)			0.38				
				Int3: 1:05.17 (13)			I3-I4: 22.84 (16)			0.67				
				Int4: 1:28.01 (12)			I4-Fin: 18.34 (20)			1.03				
				Fin: 1:46.35 (13)						1.05	28.54	Avg.: 97.86		
14	7	RUMPFHUBER Ingrid	AUT	Int1: 25.70 (19)			I1-I2: 16.13 (18)			0.35		Sp1: 105.01 (7)		
				Int2: 41.83 (19)			I2-I3: 23.50 (13)			0.62				
				Int3: 1:05.33 (15)			I3-I4: 22.83 (15)			0.83				
				Int4: 1:28.16 (14)			I4-Fin: 18.23 (13)			1.18				
				Fin: 1:46.39 (14)						1.09	29.62	Avg.: 97.82		
15	12	HOSP Nicole	AUT	Int1: 25.76 (21)			I1-I2: 16.09 (14)			0.41		Sp1: 102.85 (21)		
				Int2: 41.85 (20)			I2-I3: 23.55 (16)			0.64				
				Int3: 1:05.40 (17)			I3-I4: 22.88 (20)			0.90				
				Int4: 1:28.28 (16)			I4-Fin: 18.15 (9)			1.30				
				Fin: 1:46.43 (15)						1.13	30.69	Avg.: 97.79		
16	20	JACQUEMOD Ingrid	FRA	Int1: 25.39 (2)			I1-I2: 16.31 (32)			0.04		Sp1: 102.33 (26)		
				Int2: 41.70 (13)			I2-I3: 23.56 (17)			0.49				
				Int3: 1:05.26 (14)			I3-I4: 22.86 (17)			0.76				
				Int4: 1:28.12 (13)			I4-Fin: 18.33 (16)			1.14				
				Fin: 1:46.45 (16)						1.15	31.23	Avg.: 97.77		
17	15	BRYDON Emily	CAN	Int1: 26.20 (36)			I1-I2: 16.04 (10)			0.85		Sp1: 105.85 (3)		
				Int2: 42.24 (27)			I2-I3: 23.71 (21)			1.03				
				Int3: 1:05.95 (25)			I3-I4: 22.42 (1)			1.45				
				Int4: 1:28.37 (20)			I4-Fin: 18.13 (8)			1.39				
				Fin: 1:46.50 (17)						1.20	32.57	Avg.: 97.72		
18	28	FANCHINI Elena	ITA	Int1: 25.50 (8)			I1-I2: 16.07 (11)			0.15		Sp1: 103.12 (16)		
				Int2: 41.57 (9)			I2-I3: 23.83 (26)			0.36				
				Int3: 1:05.40 (17)			I3-I4: 22.90 (21)			0.90				
				Int4: 1:28.30 (17)			I4-Fin: 18.35 (22)			1.32				
				Fin: 1:46.65 (18)						1.35	36.59	Avg.: 97.59		
19	9	AUFDENBLATTEN Fraenzi	SUI	Int1: 25.68 (18)			I1-I2: 16.13 (18)			0.33		Sp1: 104.88 (8)		
				Int2: 41.81 (17)			I2-I3: 23.58 (18)			0.60				
				Int3: 1:05.39 (16)			I3-I4: 22.78 (13)			0.89				
				Int4: 1:28.17 (15)			I4-Fin: 18.50 (29)			1.19				
				Fin: 1:46.67 (19)						1.37	37.13	Avg.: 97.57		

**Number of Competitors: 48**

Rank	Bib	Name	Nation	Positions			Partials			Difference		Speed		
				Pos.	Time	Rank	Pos.	Time	Rank	Time	Dist(m)	Pos.	km/h	Rank
20	2	MERIGHETTI Daniela	ITA	Int1: 25.62 (15)			I1-I2: 15.92 (6)			0.27		Sp1: 94.57 (48)		
				Int2: 41.54 (7)			I2-I3: 23.44 (9)			0.33				
				Int3: 1:04.98 (9)			I3-I4: 23.35 (37)			0.48				
				Int4: 1:28.33 (18)			I4-Fin: 18.45 (26)			1.35				
				Fin: 1:46.78 (20)						1.48	40.07	Avg.: 97.47		
21	3	GISIN Dominique	SUI	Int1: 25.62 (15)			I1-I2: 16.16 (20)			0.27		Sp1: 102.19 (29)		
				Int2: 41.78 (16)			I2-I3: 23.82 (25)			0.57				
				Int3: 1:05.60 (20)			I3-I4: 23.05 (28)			1.10				
				Int4: 1:28.65 (24)			I4-Fin: 18.33 (16)			1.67				
				Fin: 1:46.98 (21)						1.68	45.40	Avg.: 97.29		
22	6	FISCHBACHER Andrea	AUT	Int1: 25.78 (22)			I1-I2: 16.17 (22)			0.43		Sp1: 104.33 (10)		
				Int2: 41.95 (22)			I2-I3: 23.72 (22)			0.74				
				Int3: 1:05.67 (21)			I3-I4: 22.93 (22)			1.17				
				Int4: 1:28.60 (22)			I4-Fin: 18.40 (23)			1.62				
				Fin: 1:47.00 (22)						1.70	45.93	Avg.: 97.27		
23	24	STECHERT Gina	GER	Int1: 26.07 (31)			I1-I2: 15.90 (4)			0.72		Sp1: 103.25 (15)		
				Int2: 41.97 (24)			I2-I3: 23.51 (14)			0.76				
				Int3: 1:05.48 (19)			I3-I4: 23.03 (27)			0.98				
				Int4: 1:28.51 (21)			I4-Fin: 18.57 (34)			1.53				
				Fin: 1:47.08 (23)						1.78	48.06	Avg.: 97.19		
24	26	COOK Stacey	USA	Int1: 25.92 (25)			I1-I2: 16.00 (9)			0.57		Sp1: 101.93 (31)		
				Int2: 41.92 (21)			I2-I3: 23.89 (29)			0.71				
				Int3: 1:05.81 (23)			I3-I4: 22.80 (14)			1.31				
				Int4: 1:28.61 (23)			I4-Fin: 18.55 (31)			1.63				
				Fin: 1:47.16 (24)						1.86	50.18	Avg.: 97.12		
25	37	MARSHALL Chelsea	USA	Int1: 26.14 (34)			I1-I2: 16.47 (40)			0.79		Sp1: 104.60 (9)		
				Int2: 42.61 (38)			I2-I3: 23.66 (20)			1.40				
				Int3: 1:06.27 (29)			I3-I4: 22.96 (24)			1.77				
				Int4: 1:29.23 (27)			I4-Fin: 17.95 (2)			2.25				
				Fin: 1:47.18 (25)						1.88	50.71	Avg.: 97.10		
26	25	MAZE Tina	SLO	Int1: 25.84 (23)			I1-I2: 16.20 (24)			0.49		Sp1: 102.33 (26)		
				Int2: 42.04 (25)			I2-I3: 23.81 (24)			0.83				
				Int3: 1:05.85 (24)			I3-I4: 22.86 (17)			1.35				
				Int4: 1:28.71 (25)			I4-Fin: 18.85 (45)			1.73				
				Fin: 1:47.56 (26)						2.26	60.74	Avg.: 96.76		
27	41	ROLLAND Marion	FRA	Int1: 26.04 (30)			I1-I2: 16.29 (31)			0.69		Sp1: 107.13 (1)		
				Int2: 42.33 (29)			I2-I3: 24.08 (34)			1.12				
				Int3: 1:06.41 (35)			I3-I4: 22.93 (22)			1.91				
				Int4: 1:29.34 (28)			I4-Fin: 18.34 (20)			2.36				
				Fin: 1:47.68 (27)						2.38	63.90	Avg.: 96.65		
28	27	DUMERMUTH Monika	SUI	Int1: 25.75 (20)			I1-I2: 16.21 (26)			0.40		Sp1: 101.03 (34)		
				Int2: 41.96 (23)			I2-I3: 24.13 (37)			0.75				
				Int3: 1:06.09 (26)			I3-I4: 23.13 (31)			1.59				
				Int4: 1:29.22 (26)			I4-Fin: 18.47 (27)			2.24				
				Fin: 1:47.69 (28)						2.39	64.16	Avg.: 96.64		
29	5	ALCOTT Chemmy	GBR	Int1: 26.36 (40)			I1-I2: 16.19 (23)			1.01		Sp1: 99.90 (41)		
				Int2: 42.55 (37)			I2-I3: 23.74 (23)			1.34				
				Int3: 1:06.29 (30)			I3-I4: 23.09 (30)			1.79				
				Int4: 1:29.38 (30)			I4-Fin: 18.51 (30)			2.40				
				Fin: 1:47.89 (29)						2.59	69.40	Avg.: 96.46		
30	43	LINDELL-VIKARBY Jessica	SWE	Int1: 26.24 (37)			I1-I2: 16.27 (29)			0.89		Sp1: 102.46 (24)		
				Int2: 42.51 (35)			I2-I3: 24.10 (35)			1.30				
				Int3: 1:06.61 (36)			I3-I4: 23.07 (29)			2.11				
				Int4: 1:29.68 (33)			I4-Fin: 18.25 (14)			2.70				
				Fin: 1:47.93 (30)						2.63	70.45	Avg.: 96.43		

**Number of Competitors: 48**

Rank	Bib	Name	Nation	Positions			Partials			Difference		Speed	
				Pos.	Time	Rank	Pos.	Time	Rank	Time	Dist(m)	Pos.	km/h
31	40	SMITH Leanne	USA	Int1: 26.15 (35)			I1-I2: 16.38 (33)			0.80		Sp1: 98.91 (45)	
				Int2: 42.53 (36)			I2-I3: 23.87 (28)			1.32			
				Int3: 1:06.40 (34)			I3-I4: 22.96 (24)			1.90			
				Int4: 1:29.36 (29)			I4-Fin: 18.71 (42)			2.38			
				Fin: 1:48.07 (31)						2.77	74.10	Avg.: 96.30	
32	34	REVILLET Aurelie	FRA	Int1: 26.13 (32)			I1-I2: 16.20 (24)			0.78		Sp1: 99.65 (42)	
				Int2: 42.33 (29)			I2-I3: 23.83 (26)			1.12			
				Int3: 1:06.16 (28)			I3-I4: 23.29 (35)			1.66			
				Int4: 1:29.45 (31)			I4-Fin: 18.65 (38)			2.47			
				Fin: 1:48.10 (32)						2.80	74.88	Avg.: 96.28	
33	30	STUFFER Verena	ITA	Int1: 25.97 (27)			I1-I2: 16.41 (36)			0.62		Sp1: 100.15 (39)	
				Int2: 42.38 (33)			I2-I3: 23.98 (30)			1.17			
				Int3: 1:06.36 (32)			I3-I4: 23.32 (36)			1.86			
				Int4: 1:29.68 (33)			I4-Fin: 18.57 (34)			2.70			
				Fin: 1:48.25 (33)						2.95	78.78	Avg.: 96.14	
34	36	SCHNARF Johanna	ITA	Int1: 25.98 (28)			I1-I2: 16.39 (34)			0.63		Sp1: 96.99 (47)	
				Int2: 42.37 (32)			I2-I3: 23.98 (30)			1.16			
				Int3: 1:06.35 (31)			I3-I4: 23.42 (40)			1.85			
				Int4: 1:29.77 (35)			I4-Fin: 18.55 (31)			2.79			
				Fin: 1:48.32 (34)						3.02	80.60	Avg.: 96.08	
35	39	ROBNIK Petra	SLO	Int1: 26.39 (41)			I1-I2: 16.39 (34)			1.04		Sp1: 103.38 (13)	
				Int2: 42.78 (39)			I2-I3: 24.21 (39)			1.57			
				Int3: 1:06.99 (39)			I3-I4: 23.01 (26)			2.49			
				Int4: 1:30.00 (37)			I4-Fin: 18.42 (24)			3.02			
				Fin: 1:48.42 (35)						3.12	83.19	Avg.: 95.99	
36	38	GRAND Rabea	SUI	Int1: 26.31 (39)			I1-I2: 16.47 (40)			0.96		Sp1: 97.22 (46)	
				Int2: 42.78 (39)			I2-I3: 24.12 (36)			1.57			
				Int3: 1:06.90 (38)			I3-I4: 23.17 (33)			2.40			
				Int4: 1:30.07 (38)			I4-Fin: 18.56 (33)			3.09			
				Fin: 1:48.63 (36)						3.33	88.62	Avg.: 95.81	
36	29	SCHILD Martina	SUI	Int1: 26.13 (32)			I1-I2: 16.12 (17)			0.78		Sp1: 100.65 (36)	
				Int2: 42.25 (28)			I2-I3: 24.14 (38)			1.04			
				Int3: 1:06.39 (33)			I3-I4: 23.54 (44)			1.89			
				Int4: 1:29.93 (36)			I4-Fin: 18.70 (41)			2.95			
				Fin: 1:48.63 (36)						3.33	88.62	Avg.: 95.81	
38	31	SPONRING Christine	AUT	Int1: 25.57 (13)			I1-I2: 16.24 (28)			0.22		Sp1: 102.33 (26)	
				Int2: 41.81 (17)			I2-I3: 24.31 (40)			0.60			
				Int3: 1:06.12 (27)			I3-I4: 23.54 (44)			1.62			
				Int4: 1:29.66 (32)			I4-Fin: 19.06 (46)			2.68			
				Fin: 1:48.72 (38)						3.42	90.94	Avg.: 95.73	
39	45	DESFORGES Emilie	CAN	Int1: 26.80 (48)			I1-I2: 16.64 (43)			1.45		Sp1: 101.16 (33)	
				Int2: 43.44 (45)			I2-I3: 24.02 (32)			2.23			
				Int3: 1:07.46 (43)			I3-I4: 23.15 (32)			2.96			
				Int4: 1:30.61 (42)			I4-Fin: 18.33 (16)			3.63			
				Fin: 1:48.94 (39)						3.64	96.60	Avg.: 95.54	
40	35	SIORPAES Wendy	ITA	Int1: 26.03 (29)			I1-I2: 16.43 (37)			0.68		Sp1: 99.65 (42)	
				Int2: 42.46 (34)			I2-I3: 24.39 (41)			1.25			
				Int3: 1:06.85 (37)			I3-I4: 23.46 (43)			2.35			
				Int4: 1:30.31 (39)			I4-Fin: 18.66 (39)			3.33			
				Fin: 1:48.97 (40)						3.67	97.37	Avg.: 95.51	
41	42	COLETTI Alexandra	MON	Int1: 26.65 (45)			I1-I2: 16.44 (38)			1.30		Sp1: 100.52 (37)	
				Int2: 43.09 (42)			I2-I3: 24.05 (33)			1.88			
				Int3: 1:07.14 (41)			I3-I4: 23.43 (41)			2.64			
				Int4: 1:30.57 (41)			I4-Fin: 18.61 (36)			3.59			
				Fin: 1:49.18 (41)						3.88	102.74	Avg.: 95.33	

Number of Competitors: 48

Rank	Bib	Name	Nation	Positions			Partials			Difference		Speed				
				Pos.	Time	Rank	Pos.	Time	Rank	Time	Dist(m)	Pos.	km/h	Rank		
42	33	BENT Nike	SWE	Int1: 25.90 (24)	Int2: 42.35 (31)	Int3: 1:07.12 (40)	Int4: 1:30.53 (40)	Fin: 1:49.26 (42)	I1-I2: 16.45 (39)	I2-I3: 24.77 (47)	I3-I4: 23.41 (38)	I4-Fin: 18.73 (44)	0.55		Sp1: 100.02 (40)	
													1.14			
													2.62			
													3.55			
													3.96	104.78	Avg.: 95.26	
43	44	HOFER Larissa	ITA	Int1: 26.26 (38)	Int2: 42.85 (41)	Int3: 1:07.37 (42)	Int4: 1:30.80 (43)	Fin: 1:49.27 (43)	I1-I2: 16.59 (42)	I2-I3: 24.52 (43)	I3-I4: 23.43 (41)	I4-Fin: 18.47 (27)	0.91		Sp1: 102.98 (20)	
													1.64			
													2.87			
													3.82			
													3.97	105.04	Avg.: 95.25	
44	46	LUDLOW Libby	USA	Int1: 26.56 (43)	Int2: 43.46 (46)	Int3: 1:07.93 (46)	Int4: 1:31.18 (44)	Fin: 1:49.82 (44)	I1-I2: 16.90 (46)	I2-I3: 24.47 (42)	I3-I4: 23.25 (34)	I4-Fin: 18.64 (37)	1.21		Sp1: 102.46 (24)	
													2.25			
													3.43			
													4.20			
													4.52	118.99	Avg.: 94.77	
45	49	AUBERT Sandrine	FRA	Int1: 26.47 (42)	Int2: 43.17 (43)	Int3: 1:07.70 (44)	Int4: 1:31.33 (45)	Fin: 1:50.00 (45)	I1-I2: 16.70 (45)	I2-I3: 24.53 (44)	I3-I4: 23.63 (47)	I4-Fin: 18.67 (40)	1.12		Sp1: 101.55 (32)	
													1.96			
													3.20			
													4.35			
													4.70	123.52	Avg.: 94.61	
46	47	POLESCHUK Danielle	CAN	Int1: 26.64 (44)	Int2: 43.28 (44)	Int3: 1:07.92 (45)	Int4: 1:31.33 (45)	Fin: 1:50.04 (46)	I1-I2: 16.64 (43)	I2-I3: 24.64 (45)	I3-I4: 23.41 (38)	I4-Fin: 18.71 (42)	1.29		Sp1: 102.72 (22)	
													2.07			
													3.42			
													4.35			
													4.74	124.53	Avg.: 94.58	
47	51	PUENCHERA Jessica	SUI	Int1: 26.68 (46)	Int2: 43.67 (47)	Int3: 1:08.42 (47)	Int4: 1:32.00 (47)	Fin: 1:51.18 (47)	I1-I2: 16.99 (47)	I2-I3: 24.75 (46)	I3-I4: 23.58 (46)	I4-Fin: 19.18 (47)	1.33		Sp1: 103.52 (12)	
													2.46			
													3.92			
													5.02			
													5.88	152.90	Avg.: 93.61	
48	50	LOLOVIC Jelena	SRB	Int1: 26.70 (47)	Int2: 44.09 (48)	Int3: 1:08.98 (48)	Int4: 1:33.06 (48)	Fin: 1:52.50 (48)	I1-I2: 17.39 (48)	I2-I3: 24.89 (48)	I3-I4: 24.08 (48)	I4-Fin: 19.44 (48)	1.35		Sp1: 99.65 (42)	
													2.88			
													4.48			
													6.08			
													7.20	185.02	Avg.: 92.51	

<b>LEGEND</b>							
<b>Pos</b>	Intermediate or Speed Position	<b>Int1:</b>	Intermediate 1	<b>Int3:</b>	Intermediate 3	<b>Sp1:</b>	Speed Trap 1
<b>Avg.</b>	Average Speed for the race	<b>Int2:</b>	Intermediate 2	<b>Int4:</b>	Intermediate 4	<b>Fin:</b>	Finish
<b>Dist(m)</b>	Distance behind the first						



**AUDI FIS SKI WORLD CUP 2007/08**  
**Whistler, BC (CAN)**



8th LADIES' DOWNHILL  
**PERFORMANCE ANALYSIS 2**

FRI 22 FEB 2008

Number of Competitors: 51

Bib	Name	Nation	Positions			Partials			Difference		Speed		
			Pos.	Time	Rank	Pos.	Time	Rank	Time	Dist(m)	Pos.	km/h	Rank
1	MEISSNITZER Alexandra	AUT	Int1: 25.43 (3)	Int2: 41.59 (11)	Int3: 1:05.17 (14)	I1-I2: 16.16 (21)	I2-I3: 23.58 (18)	I3-I4: 22.84 (17)	I4-Fin: 18.34 (20)	0.08 0.38 0.67 1.03 1.05	28.54	Sp1: 103.12 (17)	Avg.: 97.86
2	MERIGHETTI Daniela	ITA	Int1: 25.62 (15)	Int2: 41.54 (8)	Int3: 1:04.98 (9)	I1-I2: 15.92 (7)	I2-I3: 23.44 (9)	I3-I4: 23.35 (38)	I4-Fin: 18.45 (26)	0.27 0.33 0.48 1.35 1.48	40.07	Sp1: 94.57 (50)	Avg.: 97.47
3	GISIN Dominique	SUI	Int1: 25.62 (15)	Int2: 41.78 (17)	Int3: 1:05.60 (21)	I1-I2: 16.16 (21)	I2-I3: 23.82 (26)	I3-I4: 23.05 (29)	I4-Fin: 18.33 (16)	0.27 0.57 1.10 1.67 1.68	45.40	Sp1: 102.19 (30)	Avg.: 97.29
4	RUIZ CASTILLO Carolina	SPA	Int1: 25.35 (1)	Int2: 41.21 (1)	Int3: 1:04.69 (4)	I1-I2: 15.86 (3)	I2-I3: 23.48 (12)	I3-I4: 22.86 (18)	I4-Fin: 18.42 (24)	0.00 0.00 0.19 0.57 0.67	18.28	Sp1: 100.90 (36)	Avg.: 98.21
5	ALCOTT Chemmy	GBR	Int1: 26.36 (41)	Int2: 42.55 (38)	Int3: 1:06.29 (31)	I1-I2: 16.19 (24)	I2-I3: 23.74 (24)	I3-I4: 23.09 (31)	I4-Fin: 18.51 (30)	1.01 1.34 1.79 2.40 2.59	69.40	Sp1: 99.90 (42)	Avg.: 96.46
6	FISCHBACHER Andrea	AUT	Int1: 25.78 (23)	Int2: 41.95 (23)	Int3: 1:05.67 (22)	I1-I2: 16.17 (23)	I2-I3: 23.72 (23)	I3-I4: 22.93 (23)	I4-Fin: 18.40 (23)	0.43 0.74 1.17 1.62 1.70	45.93	Sp1: 104.33 (11)	Avg.: 97.27
7	RUMPFHUBER Ingrid	AUT	Int1: 25.70 (20)	Int2: 41.83 (20)	Int3: 1:05.33 (16)	I1-I2: 16.13 (19)	I2-I3: 23.50 (13)	I3-I4: 22.83 (16)	I4-Fin: 18.23 (13)	0.35 0.62 0.83 1.18 1.09	29.62	Sp1: 105.01 (8)	Avg.: 97.82
8	MARCHAND-ARVIER Marie	FRA	Int1: 25.93 (27)	Int2: 42.21 (27)	Int3: 1:05.68 (23)	I1-I2: 16.28 (31)	I2-I3: 23.47 (10)	I3-I4: 22.66 (5)	I4-Fin: 17.89 (1)	0.58 1.00 1.18 1.36 0.93	25.31	Sp1: 103.65 (12)	Avg.: 97.97

Number of Competitors: 51

Bib	Name	Nation	Positions			Partials			Difference		Speed								
			Pos.	Time	Rank	Pos.	Time	Rank	Time	Dist(m)	Pos.	km/h	Rank						
9	AUFDENBLATTEN Fraenzi	SUI	Int1: 25.68 (19)	Int2: 41.81 (18)	Int3: 1:05.39 (17)	Int4: 1:28.17 (16)	Fin: 1:46.67 (19)	I1-I2: 16.13 (19)	I2-I3: 23.58 (18)	I3-I4: 22.78 (14)	I4-Fin: 18.50 (29)	0.33	0.60	0.89	1.19	1.37	37.13	Sp1: 104.88 (9)	Avg.: 97.57
10	GOERGL Elisabeth	AUT	Int1: 25.53 (9)	Int2: 41.75 (16)	Int3: 1:05.12 (12)	Int4: 1:27.76 (10)	Fin: 1:45.77 (7)	I1-I2: 16.22 (28)	I2-I3: 23.37 (7)	I3-I4: 22.64 (4)	I4-Fin: 18.01 (5)	0.18	0.54	0.62	0.78	0.47	12.85	Sp1: 102.59 (24)	Avg.: 98.40
11	STYGER Nadia	SUI	Int1: 25.45 (5)	Int2: 41.36 (4)	Int3: 1:04.63 (2)	Int4: 1:27.32 (2)	Fin: 1:45.30 (1)	I1-I2: 15.91 (6)	I2-I3: 23.27 (3)	I3-I4: 22.69 (7)	I4-Fin: 17.98 (3)	0.10	0.15	0.13	0.34	0.00	0.00	Sp1: 103.12 (17)	Avg.: 98.84
12	HOSP Nicole	AUT	Int1: 25.76 (22)	Int2: 41.85 (21)	Int3: 1:05.40 (18)	Int4: 1:28.28 (17)	Fin: 1:46.43 (15)	I1-I2: 16.09 (15)	I2-I3: 23.55 (16)	I3-I4: 22.88 (21)	I4-Fin: 18.15 (9)	0.41	0.64	0.90	1.30	1.13	30.69	Sp1: 102.85 (22)	Avg.: 97.79
13	SCHILD Marlies	AUT	Int1: 25.55 (11)	Int2: 41.65 (13)	Int3: 1:05.16 (13)	Int4: 1:27.88 (12)	Fin: 1:46.13 (11)	I1-I2: 16.10 (16)	I2-I3: 23.51 (14)	I3-I4: 22.72 (11)	I4-Fin: 18.25 (14)	0.20	0.44	0.66	0.90	0.83	22.61	Sp1: 100.27 (39)	Avg.: 98.06
14	RIESCH Maria	GER	Int1: 25.66 (18)	Int2: 41.44 (6)	Int3: 1:05.02 (10)	Int4: 1:27.36 (3)	Fin: DNF	I1-I2: 15.78 (2)	I2-I3: 23.58 (18)	I3-I4: 22.34 (1)	I4-Fin:	0.31	0.23	0.52	0.38			Sp1: 107.85 (1)	Avg.:
15	BRYDON Emily	CAN	Int1: 26.20 (37)	Int2: 42.24 (28)	Int3: 1:05.95 (26)	Int4: 1:28.37 (21)	Fin: 1:46.50 (17)	I1-I2: 16.04 (11)	I2-I3: 23.71 (22)	I3-I4: 22.42 (2)	I4-Fin: 18.13 (8)	0.85	1.03	1.45	1.39	1.20	32.57	Sp1: 105.85 (4)	Avg.: 97.72
16	MANCUSO Julia	USA	Int1: 25.44 (4)	Int2: 41.32 (3)	Int3: 1:04.79 (5)	Int4: 1:27.47 (5)	Fin: 1:45.49 (3)	I1-I2: 15.88 (4)	I2-I3: 23.47 (10)	I3-I4: 22.68 (6)	I4-Fin: 18.02 (6)	0.09	0.11	0.29	0.49	0.19	5.21	Sp1: 103.38 (14)	Avg.: 98.66
17	VONN Lindsey	USA	Int1: 25.58 (14)	Int2: 41.31 (2)	Int3: 1:04.50 (1)	Int4: 1:26.98 (1)	Fin: 1:45.31 (2)	I1-I2: 15.73 (1)	I2-I3: 23.19 (1)	I3-I4: 22.48 (3)	I4-Fin: 18.33 (16)	0.23	0.10	0.00	0.00	0.01	0.27	Sp1: 105.43 (6)	Avg.: 98.83
18	VANDERBEEK Kelly	CAN	Int1: 25.63 (17)	Int2: 41.73 (15)	Int3: 1:05.08 (11)	Int4: 1:27.78 (11)	Fin: 1:45.89 (9)	I1-I2: 16.10 (16)	I2-I3: 23.35 (6)	I3-I4: 22.70 (9)	I4-Fin: 18.11 (7)	0.28	0.52	0.58	0.80	0.59	16.11	Sp1: 106.27 (3)	Avg.: 98.29
19	JANYK Britt	CAN	Int1: 25.47 (6)	Int2: 41.43 (5)	Int3: 1:04.67 (3)	Int4: 1:27.43 (4)	Fin: 1:45.65 (4)	I1-I2: 15.96 (8)	I2-I3: 23.24 (2)	I3-I4: 22.76 (13)	I4-Fin: 18.22 (12)	0.12	0.22	0.17	0.45	0.35	9.58	Sp1: 103.12 (17)	Avg.: 98.51



**Number of Competitors: 51**

Bib	Name	Nation	Positions			Partials			Difference		Speed		
			Pos.	Time	Rank	Pos.	Time	Rank	Time	Dist(m)	Pos.	km/h	Rank
20	JACQUEMOD Ingrid	FRA	Int1: 25.39 (2)			I1-I2: 16.31 (33)			0.04		Sp1: 102.33 (27)		
			Int2: 41.70 (14)			I2-I3: 23.56 (17)			0.49				
			Int3: 1:05.26 (15)			I3-I4: 22.86 (18)			0.76				
			Int4: 1:28.12 (14)			I4-Fin: 18.33 (16)			1.14				
			Fin: 1:46.45 (16)						1.15	31.23	Avg.: 97.77		
21	PAERSON Anja	SWE	Int1: 25.54 (10)			I1-I2: 15.98 (9)			0.19		Sp1: 105.15 (7)		
			Int2: 41.52 (7)			I2-I3: 23.34 (5)			0.31				
			Int3: 1:04.86 (6)			I3-I4: 22.69 (7)			0.36				
			Int4: 1:27.55 (6)			I4-Fin: 18.18 (10)			0.57				
			Fin: 1:45.73 (6)						0.43	11.76	Avg.: 98.44		
22	GOETSCHL Renate	AUT	Int1: 25.49 (7)			I1-I2: 16.07 (12)			0.14		Sp1: 102.06 (31)		
			Int2: 41.56 (9)			I2-I3: 23.40 (8)			0.35				
			Int3: 1:04.96 (7)			I3-I4: 22.74 (12)			0.46				
			Int4: 1:27.70 (9)			I4-Fin: 17.99 (4)			0.72				
			Fin: 1:45.69 (5)						0.39	10.67	Avg.: 98.47		
23	FANCHINI Nadia	ITA	Int1: 25.56 (12)			I1-I2: 16.08 (14)			0.21		Sp1: 105.85 (4)		
			Int2: 41.64 (12)			I2-I3: 23.33 (4)			0.43				
			Int3: 1:04.97 (8)			I3-I4: 22.71 (10)			0.47				
			Int4: 1:27.68 (8)			I4-Fin: 18.18 (10)			0.70				
			Fin: 1:45.86 (8)						0.56	15.29	Avg.: 98.31		
24	STECHERT Gina	GER	Int1: 26.07 (32)			I1-I2: 15.90 (5)			0.72		Sp1: 103.25 (16)		
			Int2: 41.97 (25)			I2-I3: 23.51 (14)			0.76				
			Int3: 1:05.48 (20)			I3-I4: 23.03 (28)			0.98				
			Int4: 1:28.51 (22)			I4-Fin: 18.57 (34)			1.53				
			Fin: 1:47.08 (23)						1.78	48.06	Avg.: 97.19		
25	MAZE Tina	SLO	Int1: 25.84 (24)			I1-I2: 16.20 (25)			0.49		Sp1: 102.33 (27)		
			Int2: 42.04 (26)			I2-I3: 23.81 (25)			0.83				
			Int3: 1:05.85 (25)			I3-I4: 22.86 (18)			1.35				
			Int4: 1:28.71 (26)			I4-Fin: 18.85 (45)			1.73				
			Fin: 1:47.56 (26)						2.26	60.74	Avg.: 96.76		
26	COOK Stacey	USA	Int1: 25.92 (26)			I1-I2: 16.00 (10)			0.57		Sp1: 101.93 (32)		
			Int2: 41.92 (22)			I2-I3: 23.89 (30)			0.71				
			Int3: 1:05.81 (24)			I3-I4: 22.80 (15)			1.31				
			Int4: 1:28.61 (24)			I4-Fin: 18.55 (31)			1.63				
			Fin: 1:47.16 (24)						1.86	50.18	Avg.: 97.12		
27	DUMERMUTH Monika	SUI	Int1: 25.75 (21)			I1-I2: 16.21 (27)			0.40		Sp1: 101.03 (35)		
			Int2: 41.96 (24)			I2-I3: 24.13 (38)			0.75				
			Int3: 1:06.09 (27)			I3-I4: 23.13 (32)			1.59				
			Int4: 1:29.22 (27)			I4-Fin: 18.47 (27)			2.24				
			Fin: 1:47.69 (28)						2.39	64.16	Avg.: 96.64		
28	FANCHINI Elena	ITA	Int1: 25.50 (8)			I1-I2: 16.07 (12)			0.15		Sp1: 103.12 (17)		
			Int2: 41.57 (10)			I2-I3: 23.83 (27)			0.36				
			Int3: 1:05.40 (18)			I3-I4: 22.90 (22)			0.90				
			Int4: 1:28.30 (18)			I4-Fin: 18.35 (22)			1.32				
			Fin: 1:46.65 (18)						1.35	36.59	Avg.: 97.59		
29	SCHILD Martina	SUI	Int1: 26.13 (33)			I1-I2: 16.12 (18)			0.78		Sp1: 100.65 (37)		
			Int2: 42.25 (29)			I2-I3: 24.14 (39)			1.04				
			Int3: 1:06.39 (34)			I3-I4: 23.54 (45)			1.89				
			Int4: 1:29.93 (37)			I4-Fin: 18.70 (41)			2.95				
			Fin: 1:48.63 (36)						3.33	88.62	Avg.: 95.81		
30	STUFFER Verena	ITA	Int1: 25.97 (28)			I1-I2: 16.41 (37)			0.62		Sp1: 100.15 (40)		
			Int2: 42.38 (34)			I2-I3: 23.98 (31)			1.17				
			Int3: 1:06.36 (33)			I3-I4: 23.32 (37)			1.86				
			Int4: 1:29.68 (34)			I4-Fin: 18.57 (34)			2.70				
			Fin: 1:48.25 (33)						2.95	78.78	Avg.: 96.14		

Number of Competitors: 51

Bib	Name	Nation	Positions			Partials			Difference		Speed		
			Pos.	Time	Rank	Pos.	Time	Rank	Time	Dist(m)	Pos.	km/h	Rank
31	SPONRING Christine	AUT	Int1: 25.57 (13)			I1-I2: 16.24 (29)			0.22		Sp1: 102.33 (27)		
			Int2: 41.81 (18)			I2-I3: 24.31 (41)			0.60				
			Int3: 1:06.12 (28)			I3-I4: 23.54 (45)			1.62				
			Int4: 1:29.66 (33)			I4-Fin: 19.06 (46)			2.68				
			Fin: 1:48.72 (38)						3.42	90.94	Avg.: 95.73		
32	WILHELM Kathrin	AUT	Int1:			I1-I2:					Sp1:		
			Int2:			I2-I3:							
			Int3:			I3-I4:							
			Int4:			I4-Fin:							
			Fin: DNS								Avg.:		
33	BENT Nike	SWE	Int1: 25.90 (25)			I1-I2: 16.45 (40)			0.55		Sp1: 100.02 (41)		
			Int2: 42.35 (32)			I2-I3: 24.77 (48)			1.14				
			Int3: 1:07.12 (41)			I3-I4: 23.41 (39)			2.62				
			Int4: 1:30.53 (41)			I4-Fin: 18.73 (44)			3.55				
			Fin: 1:49.26 (42)						3.96	104.78	Avg.: 95.26		
34	REVILLET Aurelie	FRA	Int1: 26.13 (33)			I1-I2: 16.20 (25)			0.78		Sp1: 99.65 (43)		
			Int2: 42.33 (30)			I2-I3: 23.83 (27)			1.12				
			Int3: 1:06.16 (29)			I3-I4: 23.29 (36)			1.66				
			Int4: 1:29.45 (32)			I4-Fin: 18.65 (38)			2.47				
			Fin: 1:48.10 (32)						2.80	74.88	Avg.: 96.28		
35	SIORPAES Wendy	ITA	Int1: 26.03 (30)			I1-I2: 16.43 (38)			0.68		Sp1: 99.65 (43)		
			Int2: 42.46 (35)			I2-I3: 24.39 (42)			1.25				
			Int3: 1:06.85 (38)			I3-I4: 23.46 (44)			2.35				
			Int4: 1:30.31 (40)			I4-Fin: 18.66 (39)			3.33				
			Fin: 1:48.97 (40)						3.67	97.37	Avg.: 95.51		
36	SCHNARF Johanna	ITA	Int1: 25.98 (29)			I1-I2: 16.39 (35)			0.63		Sp1: 96.99 (49)		
			Int2: 42.37 (33)			I2-I3: 23.98 (31)			1.16				
			Int3: 1:06.35 (32)			I3-I4: 23.42 (41)			1.85				
			Int4: 1:29.77 (36)			I4-Fin: 18.55 (31)			2.79				
			Fin: 1:48.32 (34)						3.02	80.60	Avg.: 96.08		
37	MARSHALL Chelsea	USA	Int1: 26.14 (35)			I1-I2: 16.47 (41)			0.79		Sp1: 104.60 (10)		
			Int2: 42.61 (39)			I2-I3: 23.66 (21)			1.40				
			Int3: 1:06.27 (30)			I3-I4: 22.96 (25)			1.77				
			Int4: 1:29.23 (28)			I4-Fin: 17.95 (2)			2.25				
			Fin: 1:47.18 (25)						1.88	50.71	Avg.: 97.10		
38	GRAND Rabea	SUI	Int1: 26.31 (40)			I1-I2: 16.47 (41)			0.96		Sp1: 97.22 (48)		
			Int2: 42.78 (40)			I2-I3: 24.12 (37)			1.57				
			Int3: 1:06.90 (39)			I3-I4: 23.17 (34)			2.40				
			Int4: 1:30.07 (39)			I4-Fin: 18.56 (33)			3.09				
			Fin: 1:48.63 (36)						3.33	88.62	Avg.: 95.81		
39	ROBNIK Petra	SLO	Int1: 26.39 (42)			I1-I2: 16.39 (35)			1.04		Sp1: 103.38 (14)		
			Int2: 42.78 (40)			I2-I3: 24.21 (40)			1.57				
			Int3: 1:06.99 (40)			I3-I4: 23.01 (27)			2.49				
			Int4: 1:30.00 (38)			I4-Fin: 18.42 (24)			3.02				
			Fin: 1:48.42 (35)						3.12	83.19	Avg.: 95.99		
40	SMITH Leanne	USA	Int1: 26.15 (36)			I1-I2: 16.38 (34)			0.80		Sp1: 98.91 (46)		
			Int2: 42.53 (37)			I2-I3: 23.87 (29)			1.32				
			Int3: 1:06.40 (35)			I3-I4: 22.96 (25)			1.90				
			Int4: 1:29.36 (30)			I4-Fin: 18.71 (42)			2.38				
			Fin: 1:48.07 (31)						2.77	74.10	Avg.: 96.30		
41	ROLLAND Marion	FRA	Int1: 26.04 (31)			I1-I2: 16.29 (32)			0.69		Sp1: 107.13 (2)		
			Int2: 42.33 (30)			I2-I3: 24.08 (35)			1.12				
			Int3: 1:06.41 (36)			I3-I4: 22.93 (23)			1.91				
			Int4: 1:29.34 (29)			I4-Fin: 18.34 (20)			2.36				
			Fin: 1:47.68 (27)						2.38	63.90	Avg.: 96.65		

**Number of Competitors: 51**

Bib	Name	Nation	Positions			Partials			Difference		Speed		
			Pos.	Time	Rank	Pos.	Time	Rank	Time	Dist(m)	Pos.	km/h	Rank
42	COLETTI Alexandra	MON	Int1: 26.65 (47)			I1-I2: 16.44 (39)			1.30		Sp1: 100.52 (38)		
			Int2: 43.09 (44)			I2-I3: 24.05 (34)			1.88				
			Int3: 1:07.14 (42)			I3-I4: 23.43 (42)			2.64				
			Int4: 1:30.57 (42)			I4-Fin: 18.61 (36)			3.59				
			Fin: 1:49.18 (41)						3.88	102.74	Avg.: 95.33		
43	LINDELL-VIKARBY Jessica	SWE	Int1: 26.24 (38)			I1-I2: 16.27 (30)			0.89		Sp1: 102.46 (25)		
			Int2: 42.51 (36)			I2-I3: 24.10 (36)			1.30				
			Int3: 1:06.61 (37)			I3-I4: 23.07 (30)			2.11				
			Int4: 1:29.68 (34)			I4-Fin: 18.25 (14)			2.70				
			Fin: 1:47.93 (30)						2.63	70.45	Avg.: 96.43		
44	HOFER Larissa	ITA	Int1: 26.26 (39)			I1-I2: 16.59 (43)			0.91		Sp1: 102.98 (21)		
			Int2: 42.85 (42)			I2-I3: 24.52 (44)			1.64				
			Int3: 1:07.37 (43)			I3-I4: 23.43 (42)			2.87				
			Int4: 1:30.80 (44)			I4-Fin: 18.47 (27)			3.82				
			Fin: 1:49.27 (43)						3.97	105.04	Avg.: 95.25		
45	DESFORGES Emilie	CAN	Int1: 26.80 (50)			I1-I2: 16.64 (45)			1.45		Sp1: 101.16 (34)		
			Int2: 43.44 (47)			I2-I3: 24.02 (33)			2.23				
			Int3: 1:07.46 (44)			I3-I4: 23.15 (33)			2.96				
			Int4: 1:30.61 (43)			I4-Fin: 18.33 (16)			3.63				
			Fin: 1:48.94 (39)						3.64	96.60	Avg.: 95.54		
46	LUDLOW Libby	USA	Int1: 26.56 (45)			I1-I2: 16.90 (48)			1.21		Sp1: 102.46 (25)		
			Int2: 43.46 (48)			I2-I3: 24.47 (43)			2.25				
			Int3: 1:07.93 (48)			I3-I4: 23.25 (35)			3.43				
			Int4: 1:31.18 (45)			I4-Fin: 18.64 (37)			4.20				
			Fin: 1:49.82 (44)						4.52	118.99	Avg.: 94.77		
47	POLESCHUK Danielle	CAN	Int1: 26.64 (46)			I1-I2: 16.64 (45)			1.29		Sp1: 102.72 (23)		
			Int2: 43.28 (46)			I2-I3: 24.64 (46)			2.07				
			Int3: 1:07.92 (47)			I3-I4: 23.41 (39)			3.42				
			Int4: 1:31.33 (46)			I4-Fin: 18.71 (42)			4.35				
			Fin: 1:50.04 (46)						4.74	124.53	Avg.: 94.58		
48	BORSOTTI Camilla	ITA	Int1: 26.44 (43)			I1-I2: 16.60 (44)			1.09		Sp1: 98.91 (46)		
			Int2: 43.04 (43)			I2-I3: 24.82 (49)			1.83				
			Int3: 1:07.86 (46)			I3-I4: 23.61 (48)			3.36				
			Int4: 1:31.47 (48)			I4-Fin:			4.49				
			Fin: DNF								Avg.:		
49	AUBERT Sandrine	FRA	Int1: 26.47 (44)			I1-I2: 16.70 (47)			1.12		Sp1: 101.55 (33)		
			Int2: 43.17 (45)			I2-I3: 24.53 (45)			1.96				
			Int3: 1:07.70 (45)			I3-I4: 23.63 (49)			3.20				
			Int4: 1:31.33 (46)			I4-Fin: 18.67 (40)			4.35				
			Fin: 1:50.00 (45)						4.70	123.52	Avg.: 94.61		
50	LOLOVIC Jelena	SRB	Int1: 26.70 (49)			I1-I2: 17.39 (50)			1.35		Sp1: 99.65 (43)		
			Int2: 44.09 (50)			I2-I3: 24.89 (50)			2.88				
			Int3: 1:08.98 (50)			I3-I4: 24.08 (50)			4.48				
			Int4: 1:33.06 (50)			I4-Fin: 19.44 (48)			6.08				
			Fin: 1:52.50 (48)						7.20	185.02	Avg.: 92.51		
51	PUENCHERA Jessica	SUI	Int1: 26.68 (48)			I1-I2: 16.99 (49)			1.33		Sp1: 103.52 (13)		
			Int2: 43.67 (49)			I2-I3: 24.75 (47)			2.46				
			Int3: 1:08.42 (49)			I3-I4: 23.58 (47)			3.92				
			Int4: 1:32.00 (49)			I4-Fin: 19.18 (47)			5.02				
			Fin: 1:51.18 (47)						5.88	152.90	Avg.: 93.61		

<b>LEGEND</b>							
Pos	Intermediate or Speed Position	Int1:	Intermediate 1	Int4:	Intermediate 4	DNS	Did Not Start
Avg.	Average Speed for the race	Int2:	Intermediate 2	DNF	Did Not Finish	Fin:	Finish
Dist(m)	Distance behind the first	Int3:	Intermediate 3	Sp1:	Speed Trap 1		



# AUDI FIS SKI WORLD CUP 2007/08



## AFTER 8th LADIES' DOWNHILL DOWNHILL FIS WCSL LIST

1 DEC 2007 Lake Louise, AB (CAN)  
 8 DEC 2007 Aspen, CO (USA)  
 15 DEC 2007 St. Moritz (SUI)  
 21 DEC 2007 St. Anton - Arlberg (AUT)  
 19 JAN 2008 Cortina d'Ampezzo (ITA)  
 2 FEB 2008 St. Moritz (SUI)  
 9 FEB 2008 Sestriere (ITA)  
 22 FEB 2008 Whistler, BC (CAN)

Number of Competitors: 66

Rank	FIS Code	Name	Nation	1	2	3	4	5	6	7	8	Base	- X	+ Y	= WCSL-DH
1	537544	VONN Lindsey	USA	100	50	80	100	100	45	100	80	470	376	655	749
2	55069	GOETSCHL Renate	AUT	80	60	50	20	45	18	50	45	741	593	368	516
3	505483	PAERSON Anja	SWE	36	13	100	-	80	-	26	40	393	314	295	374
4	106022	JANYK Britt	CAN	60	100	32	32	40	-	36	50	108	86	350	372
5	106402	VANDERBEEK Kelly	CAN	10	40	9	80	50	3	80	29	218	174	301	345
6	537545	MANCUSO Julia	USA	20	15	26	60	36	6	9	60	562	450	232	344
7	515170	STYGER Nadia	SUI	12	10	29	26	32	20	50	100	279	223	279	335
8	195671	JACQUEMOD Ingrid	FRA	45	14	40	24	24	18	22	15	296	237	202	261
9	105997	BRYDON Emily	CAN	15	18	16	16	60	50	14	14	189	151	203	241
10	55669	HOLAUS Maria	AUT	40	-	20	45	14	80	6	-	143	114	205	234
11	55576	GOERGL Elisabeth	AUT	22	29	18	5	29	45	11	36	184	147	195	232
12	206001	RIESCH Maria	GER	50	3	60	-	26	-	40	-	254	203	179	230
13	55590	SCHILD Marlies	AUT	-	80	-	29	12	8	-	24	199	159	153	193
14	515573	AUFDENBLATTEN Fraenzi	SUI	-	32	45	50	-	-	7	12	182	146	146	182
15	196460	MARCHAND-ARVIER Marie	FRA	29	9	16	-	10	32	4	22	239	191	122	170
16	55690	HOSP Nicole	AUT	24	-	13	40	-	18	8	16	182	146	119	155
17	55750	FISCHBACHER Andrea	AUT	5	16	10	18	15	24	-	9	205	164	97	138
18	515747	GISIN Dominique	SUI	9	22	-	14	-	2	29	10	255	204	86	137
19	296008	MERIGHETTI Daniela	ITA	26	22	7	9	22	-	15	11	118	94	112	136
20	495318	RUIZ CASTILLO Carolina	SPA	18	36	12	10	16	5	-	26	58	46	123	135
21	515560	SCHILD Martina	SUI	14	45	36	-	13	1	12	-	47	38	121	130
22	296729	FANCHINI Nadia	ITA	-	-	-	-	-	12	60	32	125	100	104	129
23	565243	MAZE Tina	SLO	-	-	-	-	-	100	20	5	-	-	125	125
24	515429	DUMERMUTH Monika	SUI	1	26	7	22	18	26	-	3	97	78	103	122
25	296472	FANCHINI Elena	ITA	13	12	14	-	20	10	18	13	59	47	100	112
26	55212	MEISSNITZER Alexandra	AUT	32	-	-	-	8	-	10	20	181	145	70	106
27	55588	RUMPFHUBER Ingrid	AUT	16	24	2	13	1	11	1	18	70	56	86	100
28	295136	CECCARELLI Daniela	ITA	-	5	24	36	6	7	-	-	-	-	78	78
29	516138	GUT Lara	SUI	-	-	-	-	-	60	-	-	-	-	60	60
30	515409	BERTHOD Sylviane	SUI	11	1	11	-	-	-	-	-	181	145	23	59





# AUDI FIS SKI WORLD CUP 2007/08



## AFTER 8th LADIES' DOWNHILL DOWNHILL FIS WCSL LIST

1 DEC 2007 Lake Louise, AB (CAN)  
 8 DEC 2007 Aspen, CO (USA)  
 15 DEC 2007 St. Moritz (SUI)  
 21 DEC 2007 St. Anton - Arlberg (AUT)  
 19 JAN 2008 Cortina d'Ampezzo (ITA)  
 2 FEB 2008 St. Moritz (SUI)  
 9 FEB 2008 Sestriere (ITA)  
 22 FEB 2008 Whistler, BC (CAN)

Number of Competitors: 66

Rank	FIS Code	Name	Nation	1	2	3	4	5	6	7	8	Base	- X	+ Y = WCSL-DH	
30	206175	STECHERT Gina	GER	7	-	22	4	9	-	5	8	21	17	55	59
32	296431	STUFFER Verena	ITA	2	-	8	-	-	32	16	-	-	-	58	58
33	515348	BORGHI Catherine	SUI	-	8	-	11	3	5	-	-	131	105	27	53
34	537582	COOK Stacey	USA	-	11	4	-	4	-	-	7	121	97	26	50
35	385022	KOSTELIC Janica	CRO	-	-	-	-	-	-	-	-	239	191	-	48
36	225206	ALCOTT Chemmy	GBR	3	6	-	15	-	-	-	2	84	67	26	43
37	196573	REVILLET Aurelie	FRA	6	-	-	1	5	14	13	-	2	2	39	39
38	538038	MARSHALL Chelsea	USA	-	-	-	-	-	-	32	6	-	-	38	38
38	55596	WILHELM Kathrin	AUT	-	-	5	7	-	22	-	-	21	17	34	38
40	515766	SUTER Fabienne	SUI	-	-	-	-	-	36	-	-	-	-	36	36
41	296473	SIORPAES Wendy	ITA	-	-	3	8	11	9	-	-	11	9	31	33
42	195983	ROLLAND Marion	FRA	-	-	-	-	-	-	24	4	4	3	28	29
43	55691	SPONRING Christine	AUT	-	-	-	12	-	13	-	-	16	13	25	28
44	536138	CLARK Kirsten	USA	-	-	-	-	-	-	-	-	121	97	-	24
45	505449	BENT Nike	SWE	4	2	-	-	-	-	2	-	64	51	8	21
46	515244	CASANOVA Carmen	SUI	-	-	-	-	-	-	4	-	59	47	4	16
47	295533	RECCHIA Lucia	ITA	-	-	-	-	-	-	-	-	66	53	-	13
48	296427	SCHNARF Johanna	ITA	-	-	-	-	7	-	-	-	22	18	7	11
49	375018	COLETTI Alexandra	MON	-	-	-	-	-	-	-	-	41	33	-	8
49	536884	LUDLOW Libby	USA	-	-	-	6	2	-	-	-	1	1	8	8
49	538305	SMITH Leanne	USA	8	-	-	-	-	-	-	-	-	-	8	8
49	537772	STIEGLER Resi	USA	-	7	-	-	-	-	-	-	3	2	7	8
49	515774	WOLF Tamara	SUI	-	-	-	-	-	-	-	-	39	31	-	8
54	106465	LAWRENCE Sherry	CAN	-	5	-	-	-	-	-	-	10	8	5	7
55	55538	WIRTH Katja	AUT	-	-	-	-	-	-	-	-	25	20	-	5
56	515478	ALPIGER Ella	SUI	-	-	-	-	-	-	-	-	21	17	-	4
56	536473	LALIVE Caroline	USA	-	-	-	-	-	-	-	-	21	17	-	4
58	206035	CHMELAR Fanny	GER	-	-	-	-	-	-	-	-	14	11	-	3
58	55970	SCHMIDHOFER Nicole	AUT	-	-	-	3	-	-	-	-	-	-	3	3
58	355050	WEIRATHER Tina	LIE	-	-	-	-	-	-	-	-	14	11	-	3

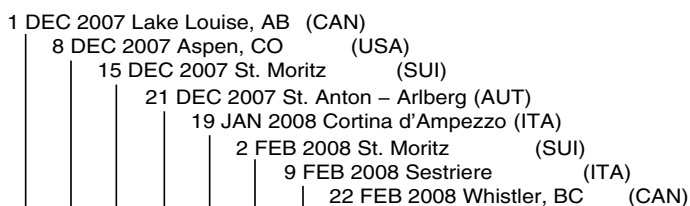




# AUDI FIS SKI WORLD CUP 2007/08



## AFTER 8th LADIES' DOWNHILL DOWNHILL FIS WCSL LIST



Number of Competitors: 66

Rank	FIS Code	Name	Nation	1	2	3	4	5	6	7	8	Base	X	+ Y = WCSL-DH
61	195972	AUBERT Sandrine	FRA	-	-	-	2	-	-	-	-	-	-	2
61	55539	BERGER Silvia	AUT	-	-	-	-	-	-	-	-	8	6	2
61	106666	RUBENS Shona	CAN	-	-	-	-	-	-	-	-	8	6	2
64	515692	GRAND Rabea	SUI	-	-	1	-	-	-	-	-	1	1	1
64	505632	LINDELL-VIKARBY Jessica	SWE	-	-	-	-	-	-	-	1	2	2	1
64	565278	RABIC Urska	SLO	-	-	-	-	-	-	-	-	7	6	1

### Number of Competitors per Nation until 60th position

AUT : 12	CAN : 4	CRO : 1	FRA : 4	GBR : 1	GER : 3
ITA : 8	LIE : 1	MON : 1	SLO : 1	SPA : 1	SUI : 12
SWE : 2	USA : 9				

#### LEGEND

**Base** Last season WCSL points  
**X** (Base / number of planned races in the current season) \* number of completed races in the current season  
**Y** WC points won in the current season  
**WCSL-DH** World Cup Start List points for Downhill

22-02-2008 / Whistler, BC (CAN) / 5957

Page 3/3

www.fis-ski.com

Generation Date: FRI 22 FEB 2008

Time: 11:43

Document: 60A 1.0





# AUDI FIS SKI WORLD CUP 2007/08



## AFTER 8th LADIES' DOWNHILL OVERALL FIS WCSL LIST

Number of Competitors: 158

Rank	FIS Code	Name	Nation	WCSL	DH	SL	GS	SG	SC
1	55690	HOSP Nicole	AUT	1476	155 (16)	549 (2)	364 (3)	255 (6)	153 (3)
2	55590	SCHILD Marlies	AUT	1327	193 (13)	708 (1)	171 (13)	68 (22)	187 (2)
3	537544	VONN Lindsey	USA	1279	749 (1)	35 (37)	104 (16)	238 (8)	153 (3)
4	537545	MANCUSO Julia	USA	1245	344 (6)	78 (27)	333 (6)	247 (7)	243 (1)
5	505483	PAERSON Anja	SWE	1069	374 (3)	168 (12)	156 (14)	271 (5)	100 (8)
6	55576	GOERGL Elisabeth	AUT	1031	232 (11)	30 (40)	422 (2)	295 (3)	52 (15)
7	206001	RIESCH Maria	GER	1014	230 (12)	263 (8)	54 (28)	355 (1)	112 (6)
8	185140	POUTIAINEN Tanja	FIN	904	–	522 (3)	361 (4)	–	21 (32)
9	55069	GOETSCHL Renate	AUT	877	516 (2)	–	14 (48)	347 (2)	–
10	295445	KARBON Denise	ITA	667	–	59 (31)	608 (1)	–	–
11	155415	ZAHROBSKA Sarka	CZE	655	–	433 (5)	88 (17)	36 (29)	98 (9)
12	55838	ZETTEL Kathrin	AUT	646	–	252 (9)	248 (8)	31 (32)	115 (5)
13	195671	JACQUEMOD Ingrid	FRA	615	261 (8)	–	194 (11)	68 (22)	92 (10)
14	105997	BRYDON Emily	CAN	606	241 (9)	–	2 (67)	277 (4)	86 (11)
15	106022	JANYK Britt	CAN	595	372 (4)	–	2 (67)	209 (12)	12 (41)
16	705287	ZUZULOVA Veronika	SVK	538	–	494 (4)	17 (42)	–	27 (27)
17	515170	STYGER Nadia	SUI	477	335 (7)	–	–	142 (15)	–
18	106402	VANDERBEEK Kelly	CAN	459	345 (5)	–	–	114 (19)	–
19	296259	MOELGG Manuela	ITA	452	–	117 (18)	335 (5)	–	–
20	55750	FISCHBACHER Andrea	AUT	425	138 (17)	10 (59)	47 (30)	221 (10)	9 (42)
21	55759	KIRCHGASSER Michaela	AUT	415	–	129 (16)	185 (12)	–	101 (7)
22	505610	BORSSEN Therese	SWE	405	–	388 (6)	17 (42)	–	–
23	205993	HOELZL Kathrin	GER	376	–	101 (20)	274 (7)	–	1 (50)
24	55669	HOLAUS Maria	AUT	370	234 (10)	–	–	136 (16)	–
25	515560	SCHILD Martina	SUI	352	130 (21)	–	–	222 (9)	–
26	505760	PIETILAE-HOLMNER Maria	SWE	346	–	145 (14)	201 (10)	–	–
27	55212	MEISSNITZER Alexandra	AUT	326	106 (26)	–	20 (39)	200 (13)	–
28	515573	AUFDENBLATTEN Fraenzi	SUI	316	182 (14)	–	3 (64)	131 (17)	–
28	295435	GIUS Nicole	ITA	316	–	93 (24)	223 (9)	–	–
28	565243	MAZE Tina	SLO	316	125 (23)	1 (73)	44 (32)	121 (18)	25 (29)
31	296354	COSTAZZA Chiara	ITA	295	–	295 (7)	–	–	–
32	537772	STIEGLER Resi	USA	280	8 (49)	146 (13)	47 (30)	–	79 (12)
33	515766	SUTER Fabienne	SUI	272	36 (40)	–	23 (38)	213 (11)	–
34	196460	MARCHAND-ARVIER Marie	FRA	235	170 (15)	–	–	38 (28)	27 (27)
35	505632	LINDELL-VIKARBY Jessica	SWE	224	1 (64)	–	77 (19)	143 (14)	3 (47)
36	495318	RUIZ CASTILLO Carolina	SPA	223	135 (20)	–	9 (54)	79 (20)	–
37	385032	JELUSIC Ana	CRO	212	–	211 (10)	1 (75)	–	–

22-02-2008 / Whistler, BC (CAN) / 5957

Page 1/5

[www.fis-ski.com](http://www.fis-ski.com)

Generation Date: FRI 22 FEB 2008

Time: 11:43

Document: 60B 1.0





# AUDI FIS SKI WORLD CUP 2007/08



## AFTER 8th LADIES' DOWNHILL OVERALL FIS WCSL LIST

Number of Competitors: 158

Rank	FIS Code	Name	Nation	WCSL	DH	SL	GS	SG	SC
38	385022	KOSTELIC Janica	CRO	206	48 (35)	76 (28)	59 (26)	23 (36)	-
39	425771	LOESETH Nina	NOR	198	-	186 (11)	12 (50)	-	-
40	296729	FANCHINI Nadia	ITA	170	129 (22)	-	6 (60)	35 (31)	-
41	296008	MERIGHETTI Daniela	ITA	166	136 (19)	3 (67)	-	6 (50)	21 (32)
42	515429	DUMERMUTH Monika	SUI	158	122 (24)	-	-	36 (29)	-
43	515747	GISIN Dominique	SUI	149	137 (18)	-	-	6 (50)	6 (44)
44	195972	AUBERT Sandrine	FRA	143	2 (61)	91 (25)	-	-	50 (16)
44	55691	SPONRING Christine	AUT	143	28 (43)	3 (67)	-	64 (24)	48 (18)
46	537582	COOK Stacey	USA	142	50 (34)	-	3 (64)	52 (25)	37 (22)
47	225206	ALCOTT Chemmy	GBR	136	43 (36)	-	44 (32)	14 (44)	35 (23)
48	296472	FANCHINI Elena	ITA	131	112 (25)	-	-	19 (38)	-
48	515619	GINI Sandra	SUI	131	-	131 (15)	-	-	-
50	205636	BERGMANN Monika	GER	129	-	129 (16)	-	-	-
50	206035	CHMELAR Fanny	GER	129	3 (58)	96 (21)	-	1 (63)	29 (25)
52	295136	CECCARELLI Daniela	ITA	125	78 (28)	-	-	47 (26)	-
53	505187	OTTOSSON Anna	SWE	122	-	43 (35)	61 (24)	1 (63)	17 (36)
54	505679	HANSDOTTER Frida	SWE	118	-	110 (19)	8 (55)	-	-
55	196928	WORLEY Tessa	FRA	116	-	-	116 (15)	-	-
56	516138	GUT Lara	SUI	105	60 (29)	-	-	45 (27)	-
57	55588	RUMPFHUBER Ingrid	AUT	101	100 (27)	-	-	1 (63)	-
58	565268	DREV Ana	SLO	96	-	17 (53)	75 (20)	4 (54)	-
59	195912	DE LEYMARIE Florine	FRA	95	-	95 (22)	-	-	-
59	385027	FLEISS Nika	CRO	95	-	94 (23)	1 (75)	-	-
61	55898	BREM Eva-Maria	AUT	93	-	-	68 (22)	-	25 (29)
62	515639	CAMASTRAL Aita	SUI	91	-	91 (25)	-	-	-
63	205218	REBENBURG Viktoria	GER	89	-	-	87 (18)	2 (60)	-
64	55947	FENNINGER Anna	AUT	87	-	-	8 (55)	29 (33)	50 (16)
64	206175	STECHELT Gina	GER	87	59 (30)	-	-	22 (37)	6 (44)
66	55539	BERGER Silvia	AUT	77	2 (61)	-	-	75 (21)	-
67	295342	PUTZER Karen	ITA	73	-	-	73 (21)	-	-
68	355040	NIGG Marina	LIE	69	-	69 (29)	-	-	-
69	515348	BORGHI Catherine	SUI	68	53 (33)	-	-	-	15 (39)
70	505449	BENT Nike	SWE	67	21 (45)	-	-	15 (42)	31 (24)
70	515692	GRAND Rabea	SUI	67	1 (64)	11 (58)	2 (67)	-	53 (14)
72	196179	BERTRAND Marion	FRA	66	-	-	66 (23)	-	-
73	196016	DAUTHERIVES Claire	FRA	64	-	64 (30)	-	-	-
74	515409	BERTHOD Sylviane	SUI	63	59 (30)	-	-	4 (54)	-

22-02-2008 / Whistler, BC (CAN) / 5957

Page 2/5

www.fis-ski.com

Generation Date: FRI 22 FEB 2008

Time: 11:43

Document: 60B 1.0







# AUDI FIS SKI WORLD CUP 2007/08



## AFTER 8th LADIES' DOWNHILL OVERALL FIS WCSL LIST

Number of Competitors: 158

Rank	FIS Code	Name	Nation	WCSL	DH	SL	GS	SG	SC
74	537626	RICHARDSON Kaylin	USA	63	–	13 (56)	–	9 (48)	41 (19)
74	565261	ROBNIK Petra	SLO	63	–	1 (73)	–	–	62 (13)
77	196573	REVILLET Aurelie	FRA	62	39 (37)	–	–	7 (49)	16 (38)
78	495065	RIENDA Maria Jose	SPA	61	–	–	61 (24)	–	–
79	536884	LUDLOW Libby	USA	60	8 (49)	–	25 (36)	27 (34)	–
80	355050	WEIRATHER Tina	LIE	59	3 (58)	–	27 (35)	1 (63)	28 (26)
81	296476	ALFIERI Camilla	ITA	58	–	–	57 (27)	1 (63)	–
81	296431	STUFFER Verena	ITA	58	58 (32)	–	–	–	–
83	515733	BONJOUR Aline	SUI	57	–	47 (34)	10 (53)	–	–
84	296427	SCHNARF Johanna	ITA	55	11 (48)	–	–	4 (54)	40 (20)
85	55596	WILHELM Kathrin	AUT	54	38 (38)	–	–	16 (39)	–
86	565315	ROBNIK Mateja	SLO	52	–	–	52 (29)	–	–
87	516005	HANGL Celina	SUI	51	–	51 (32)	–	–	–
88	206160	RIESCH Susanne	GER	50	–	50 (33)	–	–	–
89	296473	SIORPAES Wendy	ITA	49	33 (41)	–	–	16 (39)	–
90	206078	FERNSEBNER Carolin	GER	48	–	23 (49)	25 (36)	–	–
91	106056	SIMARD Genevieve	CAN	47	–	–	37 (34)	10 (47)	–
92	55888	TRIENDL Katrin	AUT	42	–	42 (36)	–	–	–
93	297134	BORSOTTI Camilla	ITA	39	–	–	–	–	39 (21)
94	538038	MARSHALL Chelsea	USA	38	38 (38)	–	–	–	–
95	195249	PEQUEGNOT Laure	FRA	35	–	35 (37)	–	–	–
96	206099	PERNER Nina	GER	34	–	34 (39)	–	–	–
97	196726	BARTHET Anne-Sophie	FRA	30	–	6 (63)	5 (61)	–	19 (34)
97	295265	CERESA Annalisa	ITA	30	–	30 (40)	–	–	–
97	536138	CLARK Kirsten	USA	30	24 (44)	–	–	6 (50)	–
97	435142	KARASINSKA Katarzyna	POL	30	–	30 (40)	–	–	–
97	155194	KURFUERSTOVA Eva	CZE	30	–	30 (40)	–	–	–
102	205168	DUERR Katharina	GER	29	–	29 (44)	–	–	–
102	195983	ROLLAND Marion	FRA	29	29 (42)	–	–	–	–
104	205115	GERG Annemarie	GER	28	–	28 (45)	–	–	–
104	295533	RECCHIA Lucia	ITA	28	13 (47)	–	–	15 (42)	–
106	565320	FERK Marusa	SLO	27	–	24 (47)	3 (64)	–	–
106	565278	RABIC Urska	SLO	27	1 (64)	–	–	2 (60)	24 (31)
108	55885	STRENG Simone	AUT	25	–	25 (46)	–	–	–
109	515806	KAMER Nadja	SUI	24	–	–	–	24 (35)	–
109	425432	MUELLER Anne Marie	NOR	24	–	24 (47)	–	–	–
109	538305	SMITH Leanne	USA	24	8 (49)	–	–	16 (39)	–

22-02-2008 / Whistler, BC (CAN) / 5957

Page 3/5

www.fis-ski.com

Generation Date: FRI 22 FEB 2008

Time: 11:43

Document: 60B 1.0





# AUDI FIS SKI WORLD CUP 2007/08



## AFTER 8th LADIES' DOWNHILL OVERALL FIS WCSL LIST

Number of Competitors: 158

Rank	FIS Code	Name	Nation	WCSL	DH	SL	GS	SG	SC
112	106527	ACTON Brigitte	CAN	23	–	8 (62)	2 (67)	–	13 (40)
112	185271	LEINONEN Sanni	FIN	23	–	21 (51)	2 (67)	–	–
112	195215	VIDAL Vanessa	FRA	23	–	23 (49)	–	–	–
115	315149	LOLOVIC Jelena	SRB	22	–	6 (63)	16 (44)	–	–
116	106633	GOODMAN Anna	CAN	21	–	21 (51)	–	–	–
117	515587	PUENCHERA Jessica	SUI	20	–	–	1 (75)	–	19 (34)
117	206173	SPRINGL Monika	GER	20	–	–	20 (39)	–	–
119	535825	KOZNICK Kristina	USA	19	–	15 (54)	4 (63)	–	–
119	106666	RUBENS Shona	CAN	19	2 (61)	–	–	–	17 (36)
121	196725	BARIOZ Taina	FRA	18	–	–	18 (41)	–	–
122	296769	LONGHINI Hilary	ITA	17	–	–	12 (50)	5 (53)	–
122	55675	ZEISER Daniela	AUT	17	–	3 (67)	14 (48)	–	–
124	515244	CASANOVA Carmen	SUI	16	16 (46)	–	–	–	–
124	105741	FORSYTH Allison	CAN	16	–	–	15 (45)	1 (63)	–
126	296509	CURTONI Irene	ITA	15	–	15 (54)	–	–	–
126	537230	KELLEY Jessica	USA	15	–	–	15 (45)	–	–
126	538284	MCJAMES Megan	USA	15	–	–	15 (45)	–	–
129	515997	FEIERABEND Denise	SUI	13	–	13 (56)	–	–	–
130	515849	DETLING Andrea	SUI	12	–	–	–	12 (45)	–
130	205119	HALTMAYR Petra	GER	12	–	–	–	12 (45)	–
130	196026	SANTON Aurelie	FRA	12	–	–	12 (50)	–	–
133	536481	SCHLEPER Sarah	USA	11	–	9 (60)	2 (67)	–	–
133	515774	WOLF Tamara	SUI	11	8 (49)	–	–	–	3 (47)
135	375018	COLETTI Alexandra	MON	10	8 (49)	–	–	2 (60)	–
136	55913	MOSER Stefanie	AUT	9	–	–	–	–	9 (42)
136	505908	SMED Veronica	SWE	9	–	9 (60)	–	–	–
136	55538	WIRTH Katja	AUT	9	5 (55)	–	–	4 (54)	–
139	196851	BERTRAND Olivia	FRA	8	–	–	8 (55)	–	–
140	296379	GIANESINI Giulia	ITA	7	–	–	7 (58)	–	–
140	55818	KOEHLE Stefanie	AUT	7	–	–	7 (58)	–	–
140	106465	LAWRENCE Sherry	CAN	7	7 (54)	–	–	–	–
143	55970	SCHMIDHOFER Nicole	AUT	6	3 (58)	–	–	3 (58)	–
144	205806	BLIENINGER Anja	GER	5	–	5 (65)	–	–	–
144	435210	GASIENICA DANIEL A.	POL	5	–	–	5 (61)	–	–
146	515478	ALPIGER Eila	SUI	4	4 (56)	–	–	–	–
146	106410	DEFORGES Emilie	CAN	4	–	–	–	–	4 (46)
146	565241	KOBAL Ana	SLO	4	–	4 (66)	–	–	–

22-02-2008 / Whistler, BC (CAN) / 5957

Page 4/5

www.fis-ski.com

Generation Date: FRI 22 FEB 2008

Time: 11:43

Document: 60B 1.0





# AUDI FIS SKI WORLD CUP 2007/08



## AFTER 8th LADIES' DOWNHILL OVERALL FIS WCSL LIST

Number of Competitors: 158

Rank	FIS Code	Name	Nation	WCSL	DH	SL	GS	SG	SC
146	536473	LALIVE Caroline	USA	4	4 (56)	-	-	-	-
150	515841	BERTHOD Pascale	SUI	3	-	3 (67)	-	-	-
150	505886	KLING Kajsa	SWE	3	-	-	-	3 (58)	-
150	425629	LOESETH Lene	NOR	3	-	3 (67)	-	-	-
150	206174	STABER Veronika	GER	3	-	1 (73)	2 (67)	-	-
154	106468	LUSTENBERGER Christina	CAN	2	-	-	2 (67)	-	-
154	425458	VIKEN Line	NOR	2	-	2 (72)	-	-	-
154	196412	WEYRICH Clothilde	FRA	2	-	-	-	-	2 (49)
157	196806	NOENS Nastasia	FRA	1	-	1 (73)	-	-	-
157	155047	ZAKOURILOVA Petra	CZE	1	-	1 (73)	-	-	-

### LEGEND

SC Super Combined points SG Super-G points DH Downhill points WCSL Overall points SL Slalom points  
GS Giant Slalom points

22-02-2008 / Whistler, BC (CAN) / 5957

Page 5/5

[www.fis-ski.com](http://www.fis-ski.com)

Generation Date: FRI 22 FEB 2008

Time: 11:43

Document: 60B 1.0





# AUDI FIS SKI WORLD CUP 2007/08



## 8th LADIES' DOWNHILL DOWNHILL FIS WORLD CUP STANDINGS



Number of Competitors: 53

Rank	FIS Code	Name	Nation	1	2	3	4	5	6	7	8	WC-DH Diff.
1	537544	VONN Lindsey	USA	100	50	80	100	100	45	100	80	655
2	55069	GOETSCHL Renate	AUT	80	60	50	20	45	18	50	45	368 - 287
3	106022	JANYK Britt	CAN	60	100	32	32	40	-	36	50	350 - 305
4	106402	VANDERBEEK Kelly	CAN	10	40	9	80	50	3	80	29	301 - 354
5	505483	PAERSON Anja	SWE	36	13	100	-	80	-	26	40	295 - 360
6	515170	STYGER Nadia	SUI	12	10	29	26	32	20	50	100	279 - 376
7	537545	MANCUSO Julia	USA	20	15	26	60	36	6	9	60	232 - 423
8	55669	HOLAUS Maria	AUT	40	-	20	45	14	80	6	-	205 - 450
9	105997	BRYDON Emily	CAN	15	18	16	16	60	50	14	14	203 - 452
10	195671	JACQUEMOD Ingrid	FRA	45	14	40	24	24	18	22	15	202 - 453
11	55576	GOERGL Elisabeth	AUT	22	29	18	5	29	45	11	36	195 - 460
12	206001	RIESCH Maria	GER	50	3	60	-	26	-	40	-	179 - 476
13	55590	SCHILD Marlies	AUT	-	80	-	29	12	8	-	24	153 - 502
14	515573	AUFDENBLATTEN Fraenzi	SUI	-	32	45	50	-	-	7	12	146 - 509
15	565243	MAZE Tina	SLO	-	-	-	-	-	100	20	5	125 - 530
16	495318	RUIZ CASTILLO Carolina	SPA	18	36	12	10	16	5	-	26	123 - 532
17	196460	MARCHAND-ARVIER Marie	FRA	29	9	16	-	10	32	4	22	122 - 533
18	515560	SCHILD Martina	SUI	14	45	36	-	13	1	12	-	121 - 534
19	55690	HOSP Nicole	AUT	24	-	13	40	-	18	8	16	119 - 536
20	296008	MERIGHETTI Daniela	ITA	26	22	7	9	22	-	15	11	112 - 543
21	296729	FANCHINI Nadia	ITA	-	-	-	-	-	12	60	32	104 - 551
22	515429	DUMERMUTH Monika	SUI	1	26	7	22	18	26	-	3	103 - 552
23	296472	FANCHINI Elena	ITA	13	12	14	-	20	10	18	13	100 - 555
24	55750	FISCHBACHER Andrea	AUT	5	16	10	18	15	24	-	9	97 - 558
25	515747	GISIN Dominique	SUI	9	22	-	14	-	2	29	10	86 - 569
25	55588	RUMPFHUBER Ingrid	AUT	16	24	2	13	1	11	1	18	86 - 569
27	295136	CECCARELLI Daniela	ITA	-	5	24	36	6	7	-	-	78 - 577
28	55212	MEISSNITZER Alexandra	AUT	32	-	-	-	8	-	10	20	70 - 585
29	516138	GUT Lara	SUI	-	-	-	-	-	60	-	-	60 - 595
30	296431	STUFFER Verena	ITA	2	-	8	-	-	32	16	-	58 - 597





# AUDI FIS SKI WORLD CUP 2007/08



## 8th LADIES' DOWNHILL DOWNHILL FIS WORLD CUP STANDINGS

1 DEC 2007 Lake Louise, AB (CAN)  
 8 DEC 2007 Aspen, CO (USA)  
 15 DEC 2007 St. Moritz (SUI)  
 21 DEC 2007 St. Anton - Arlberg (AUT)  
 19 JAN 2008 Cortina d'Ampezzo (ITA)  
 2 FEB 2008 St. Moritz (SUI)  
 9 FEB 2008 Sestriere (ITA)  
 22 FEB 2008 Whistler, BC (CAN)

Number of Competitors: 53

Rank	FIS Code	Name	Nation	1	2	3	4	5	6	7	8	WC-DH Diff.
31	206175	STECHERT Gina	GER	7	-	22	4	9	-	5	8	55 - 600
32	196573	REVILLET Aurelie	FRA	6	-	-	1	5	14	13	-	39 - 616
33	538038	MARSHALL Chelsea	USA	-	-	-	-	-	-	32	6	38 - 617
34	515766	SUTER Fabienne	SUI	-	-	-	-	-	36	-	-	36 - 619
35	55596	WILHELM Kathrin	AUT	-	-	5	7	-	22	-	-	34 - 621
36	296473	SIORPAES Wendy	ITA	-	-	3	8	11	9	-	-	31 - 624
37	195983	ROLLAND Marion	FRA	-	-	-	-	-	-	24	4	28 - 627
38	515348	BORGHI Catherine	SUI	-	8	-	11	3	5	-	-	27 - 628
39	225206	ALCOTT Chemmy	GBR	3	6	-	15	-	-	-	2	26 - 629
39	537582	COOK Stacey	USA	-	11	4	-	4	-	-	7	26 - 629
41	55691	SPONRING Christine	AUT	-	-	-	12	-	13	-	-	25 - 630
42	515409	BERTHOD Sylviane	SUI	11	1	11	-	-	-	-	-	23 - 632
43	505449	BENT Nike	SWE	4	2	-	-	-	-	2	-	8 - 647
43	536884	LUDLOW Libby	USA	-	-	-	6	2	-	-	-	8 - 647
43	538305	SMITH Leanne	USA	8	-	-	-	-	-	-	-	8 - 647
46	296427	SCHNARF Johanna	ITA	-	-	-	-	7	-	-	-	7 - 648
46	537772	STIEGLER Resi	USA	-	7	-	-	-	-	-	-	7 - 648
48	106465	LAWRENCE Sherry	CAN	-	5	-	-	-	-	-	-	5 - 650
49	515244	CASANOVA Carmen	SUI	-	-	-	-	-	-	4	-	4 - 651
50	55970	SCHMIDHOFER Nicole	AUT	-	-	-	3	-	-	-	-	3 - 652
51	195972	AUBERT Sandrine	FRA	-	-	-	2	-	-	-	-	2 - 653
52	515692	GRAND Rabea	SUI	-	-	1	-	-	-	-	-	1 - 654
52	505632	LINDELL-VIKARBY Jessica	SWE	-	-	-	-	-	-	-	1	1 - 654

### LEGEND

WC-DH World Cup points for Downhill Diff. Points Difference

22-02-2008 / Whistler, BC (CAN) / 5957

Page 2/2

www.fis-ski.com

Generation Date: FRI 22 FEB 2008

Time: 11:43

Document: 25A 1.0





# AUDI FIS SKI WORLD CUP 2007/08



## 8th LADIES' DOWNHILL OVERALL FIS WORLD CUP STANDINGS

Number of Competitors: 123

Rank	FIS Code	Name	Nation	Points	DH 8 races	SL 8 races	GS 6 races	SG 6 races	SC 1 race
1	537544	VONN Lindsey	USA	1063	655 (1)	22 (41)	104 (15)	182 (11)	100 (1)
2	55690	HOSP Nicole	AUT	999	119 (19)	465 (2)	217 (6)	198 (9)	-
3	206001	RIESCH Maria	GER	881	179 (12)	249 (8)	39 (25)	334 (1)	80 (2)
4	55576	GOERGL Elisabeth	AUT	877	195 (11)	22 (41)	379 (2)	281 (2)	-
5	55590	SCHILD Marlies	AUT	871	153 (13)	540 (1)	129 (12)	49 (23)	-
6	537545	MANCUSO Julia	USA	810	232 (7)	63 (28)	253 (4)	202 (7)	60 (3)
7	505483	PAERSON Anja	SWE	759	295 (5)	118 (13)	118 (13)	228 (5)	-
8	185140	POUTIAINEN Tanja	FIN	704	-	452 (3)	252 (5)	-	-
9	55069	GOETSCHL Renate	AUT	629	368 (2)	-	-	261 (3)	-
10	295445	KARBON Denise	ITA	619	-	59 (29)	560 (1)	-	-
11	106022	JANYK Britt	CAN	530	350 (3)	-	2 (55)	178 (12)	-
12	105997	BRYDON Emily	CAN	475	203 (9)	-	-	254 (4)	18 (14)
13	55838	ZETTEL Kathrin	AUT	451	-	192 (9)	189 (8)	25 (32)	45 (5)
14	195671	JACQUEMOD Ingrid	FRA	441	202 (10)	-	160 (10)	50 (22)	29 (9)
15	705287	ZUZULOVA Veronika	SVK	431	-	421 (4)	10 (41)	-	-
16	155415	ZAHROBSKA Sarka	CZE	429	-	332 (5)	63 (21)	34 (28)	-
17	515170	STYGER Nadia	SUI	400	279 (6)	-	-	121 (16)	-
18	106402	VANDERBEEK Kelly	CAN	394	301 (4)	-	-	93 (19)	-
19	296259	MOELGG Manuela	ITA	373	-	94 (17)	279 (3)	-	-
20	55669	HOLAUS Maria	AUT	337	205 (8)	-	-	132 (15)	-
21	55750	FISCHBACHER Andrea	AUT	326	97 (24)	5 (52)	26 (27)	198 (9)	-
22	515560	SCHILD Martina	SUI	322	121 (18)	-	-	201 (8)	-
23	505610	BORSSEN Therese	SWE	316	-	303 (6)	13 (38)	-	-
24	205993	HOELZL Kathrin	GER	300	-	93 (19)	207 (7)	-	-
25	296354	COSTAZZA Chiara	ITA	265	-	265 (7)	-	-	-
26	515573	AUFDENBLATTEN Fraenzi	SUI	257	146 (14)	-	-	111 (17)	-
26	515766	SUTER Fabienne	SUI	257	36 (34)	-	16 (35)	205 (6)	-
28	505760	PIETILAE-HOLMNER Maria	SWE	255	-	111 (14)	144 (11)	-	-
29	295435	GIUS Nicole	ITA	250	-	70 (25)	180 (9)	-	-
29	55212	MEISSNITZER Alexandra	AUT	250	70 (28)	-	14 (36)	166 (13)	-
31	565243	MAZE Tina	SLO	247	125 (15)	-	24 (30)	98 (18)	-
32	505632	LINDELL-VIKARBY Jessica	SWE	204	1 (52)	-	65 (18)	138 (14)	-
33	495318	RUIZ CASTILLO Carolina	SPA	202	123 (16)	-	8 (45)	71 (20)	-
34	55759	KIRCHGASSER Michaela	AUT	177	-	94 (17)	83 (16)	-	-
35	425771	LOESETH Nina	NOR	171	-	161 (10)	10 (41)	-	-
36	537772	STIEGLER Resi	USA	156	7 (46)	111 (14)	38 (26)	-	-
37	196460	MARCHAND-ARVIER Marie	FRA	155	122 (17)	-	-	33 (30)	-

22-02-2008 / Whistler, BC (CAN) / 5957

Page 1/4

www.fis-ski.com

Generation Date: FRI 22 FEB 2008

Time: 11:43

Document: 25B 1.0





# AUDI FIS SKI WORLD CUP 2007/08



## 8th LADIES' DOWNHILL OVERALL FIS WORLD CUP STANDINGS

Number of Competitors: 123

Rank	FIS Code	Name	Nation	Points	DH 8 races	SL 8 races	GS 6 races	SG 6 races	SC 1 race
38	515429	DUMERMUTH Monika	SUI	137	103 (22)	–	–	34 (28)	–
39	385032	JELUSIC Ana	CRO	135	–	135 (11)	–	–	–
40	195972	AUBERT Sandrine	FRA	128	2 (51)	81 (23)	–	–	45 (5)
41	295136	CECCARELLI Daniela	ITA	123	78 (27)	–	–	45 (24)	–
42	296729	FANCHINI Nadia	ITA	121	104 (21)	–	–	17 (35)	–
43	515619	GINI Sandra	SUI	120	–	120 (12)	–	–	–
44	296472	FANCHINI Elena	ITA	118	100 (23)	–	–	18 (34)	–
45	296008	MERIGHETTI Daniela	ITA	117	112 (20)	–	–	5 (45)	–
46	196928	WORLEY Tessa	FRA	116	–	–	116 (14)	–	–
47	505679	HANSDOTTER Frida	SWE	109	–	101 (16)	8 (45)	–	–
48	516138	GUT Lara	SUI	105	60 (29)	–	–	45 (24)	–
49	55691	SPONRING Christine	AUT	101	25 (41)	–	–	44 (27)	32 (8)
50	537582	COOK Stacey	USA	94	26 (39)	–	3 (54)	45 (24)	20 (13)
51	55898	BREM Eva–Maria	AUT	92	–	–	68 (17)	–	24 (11)
51	515747	GISIN Dominique	SUI	92	86 (25)	–	–	6 (44)	–
53	515639	CAMASTRAL Aita	SUI	91	–	91 (20)	–	–	–
54	206035	CHMELAR Fanny	GER	89	–	89 (21)	–	–	–
55	565268	DREV Ana	SLO	86	–	17 (45)	65 (18)	4 (47)	–
55	55588	RUMPFHUBER Ingrid	AUT	86	86 (25)	–	–	–	–
57	55947	FENNINGER Anna	AUT	83	–	–	4 (52)	29 (31)	50 (4)
58	205636	BERGMANN Monika	GER	82	–	82 (22)	–	–	–
59	385027	FLEISS Nika	CRO	81	–	81 (23)	–	–	–
60	355040	NIGG Marina	LIE	69	–	69 (26)	–	–	–
61	206175	STECHERT Gina	GER	68	55 (31)	–	–	13 (39)	–
62	205218	REBENBURG Viktoria	GER	67	–	–	65 (18)	2 (49)	–
63	196016	DAUTHERIVES Claire	FRA	64	–	64 (27)	–	–	–
64	55539	BERGER Silvia	AUT	61	–	–	–	61 (21)	–
64	196573	REVILLET Aurelie	FRA	61	39 (32)	–	–	7 (43)	15 (16)
66	225206	ALCOTT Chemmy	GBR	60	26 (39)	–	25 (28)	9 (42)	–
67	296476	ALFIERI Camilla	ITA	58	–	–	57 (22)	1 (51)	–
67	296431	STUFFER Verena	ITA	58	58 (30)	–	–	–	–
69	196179	BERTRAND Marion	FRA	56	–	–	56 (23)	–	–
70	195912	DE LEYMARIE Florine	FRA	55	–	55 (30)	–	–	–
71	516005	HANGL Celina	SUI	51	–	51 (31)	–	–	–
72	515733	BONJOUR Aline	SUI	47	–	37 (34)	10 (41)	–	–
72	206078	FERNSEBNER Carolin	GER	47	–	23 (39)	24 (30)	–	–
72	296473	SIORPAES Wendy	ITA	47	31 (36)	–	–	16 (36)	–

22-02-2008 / Whistler, BC (CAN) / 5957

Page 2/4

www.fis-ski.com

Generation Date: FRI 22 FEB 2008

Time: 11:43

Document: 25B 1.0





# AUDI FIS SKI WORLD CUP 2007/08



## 8th LADIES' DOWNHILL OVERALL FIS WORLD CUP STANDINGS

Number of Competitors: 123

Rank	FIS Code	Name	Nation	Points	DH 8 races	SL 8 races	GS 6 races	SG 6 races	SC 1 race
75	536884	LUDLOW Libby	USA	45	8 (43)	–	21 (32)	16 (36)	–
75	565315	ROBNIK Mateja	SLO	45	–	–	45 (24)	–	–
77	206160	RIESCH Susanne	GER	41	–	41 (32)	–	–	–
78	55888	TRIENDL Katrin	AUT	40	–	40 (33)	–	–	–
79	538038	MARSHALL Chelsea	USA	38	38 (33)	–	–	–	–
80	515692	GRAND Rabea	SUI	37	1 (52)	10 (50)	–	–	26 (10)
81	297134	BORSOTTI Camilla	ITA	36	–	–	–	–	36 (7)
82	55596	WILHELM Kathrin	AUT	34	34 (35)	–	–	–	–
83	206099	PERNER Nina	GER	33	–	33 (35)	–	–	–
84	205168	DUERR Katharina	GER	29	–	29 (36)	–	–	–
85	155194	KURFUERSTOVA Eva	CZE	28	–	28 (37)	–	–	–
85	195983	ROLLAND Marion	FRA	28	28 (37)	–	–	–	–
87	515348	BORGHI Catherine	SUI	27	27 (38)	–	–	–	–
88	295342	PUTZER Karen	ITA	25	–	–	25 (28)	–	–
89	565320	FERK Marusa	SLO	24	–	24 (38)	–	–	–
89	515806	KAMER Nadja	SUI	24	–	–	–	24 (33)	–
89	538305	SMITH Leanne	USA	24	8 (43)	–	–	16 (36)	–
92	515409	BERTHOD Sylviane	SUI	23	23 (42)	–	–	–	–
92	55885	STRENG Simone	AUT	23	–	23 (39)	–	–	–
94	425432	MUELLER Anne Marie	NOR	22	–	22 (41)	–	–	–
94	565261	ROBNIK Petra	SLO	22	–	–	–	–	22 (12)
96	106633	GOODMAN Anna	CAN	21	–	21 (44)	–	–	–
97	206173	SPRINGL Monika	GER	20	–	–	20 (33)	–	–
98	505449	BENT Nike	SWE	19	8 (43)	–	–	11 (41)	–
99	196725	BARIOZ Taina	FRA	18	–	–	18 (34)	–	–
100	295265	CERESA Annalisa	ITA	17	–	17 (45)	–	–	–
101	315149	LOLOVIC Jelena	SRB	16	–	4 (54)	12 (39)	–	–
101	515587	PUENCHERA Jessica	SUI	16	–	–	–	–	16 (15)
103	296509	CURTONI Irene	ITA	15	–	15 (47)	–	–	–
104	538284	MCJAMES Megan	USA	14	–	–	14 (36)	–	–
105	515997	FEIERABEND Denise	SUI	13	–	13 (48)	–	–	–
106	515849	DETLING Andrea	SUI	12	–	–	–	12 (40)	–
106	435142	KARASINSKA Katarzyna	POL	12	–	12 (49)	–	–	–
106	296769	LONGHINI Hilary	ITA	12	–	–	7 (47)	5 (45)	–
106	355050	WEIRATHER Tina	LIE	12	–	–	12 (39)	–	–
110	537230	KELLEY Jessica	USA	9	–	–	9 (44)	–	–
110	296427	SCHNARF Johanna	ITA	9	7 (46)	–	–	2 (49)	–

22-02-2008 / Whistler, BC (CAN) / 5957

Page 3/4

www.fis-ski.com

Generation Date: FRI 22 FEB 2008

Time: 11:43

Document: 25B 1.0







# AUDI FIS SKI WORLD CUP 2007/08



## 8th LADIES' DOWNHILL OVERALL FIS WORLD CUP STANDINGS

Number of Competitors: 123

Rank	FIS Code	Name	Nation	Points	DH 8 races	SL 8 races	GS 6 races	SG 6 races	SC 1 race
110	505908	SMED Veronica	SWE	9	–	9 (51)	–	–	–
113	296379	GIANESINI Giulia	ITA	7	–	–	7 (47)	–	–
113	55818	KOEHLE Stefanie	AUT	7	–	–	7 (47)	–	–
115	196726	BARTHET Anne-Sophie	FRA	5	–	–	5 (50)	–	–
115	435210	GASIENICA DANIEL A.	POL	5	–	–	5 (50)	–	–
115	106465	LAWRENCE Sherry	CAN	5	5 (48)	–	–	–	–
115	185271	LEINONEN Sanni	FIN	5	–	5 (52)	–	–	–
119	196851	BERTRAND Olivia	FRA	4	–	–	4 (52)	–	–
119	515244	CASANOVA Carmen	SUI	4	4 (49)	–	–	–	–
121	515841	BERTHOD Pascale	SUI	3	–	3 (55)	–	–	–
121	505886	KLING Kajsa	SWE	3	–	–	–	3 (48)	–
121	55970	SCHMIDHOFER Nicole	AUT	3	3 (50)	–	–	–	–

### LEGEND

SC Super Combined points    SG Super-G points    DH Downhill points    Points Overall points    SL Slalom points  
GS Giant Slalom points

22-02-2008 / Whistler, BC (CAN) / 5957

Page 4/4

[www.fis-ski.com](http://www.fis-ski.com)

Generation Date: FRI 22 FEB 2008

Time: 11:43

Document: 25B 1.0





# AUDI FIS SKI WORLD CUP 2007/08



## 8th LADIES' DOWNHILL LADIES FIS NATION CUP

Number of Nations: 19

Place	Nation	Points	Diff.	DH	SL	GS	SG	SC
1	AUT <b>Austria</b>	<b>5447</b>		1355	1381	1116	1444	151
2	ITA <b>Italy</b>	<b>2270</b>	- 3177	490	520	1115	109	36
3	USA <b>United States</b>	<b>2253</b>	- 3194	974	196	442	461	180
4	SUI <b>Switzerland</b>	<b>2038</b>	- 3409	886	325	26	759	42
5	SWE <b>Sweden</b>	<b>1674</b>	- 3773	304	642	348	380	-
6	GER <b>Germany</b>	<b>1657</b>	- 3790	234	639	355	349	80
7	CAN <b>Canada</b>	<b>1425</b>	- 4022	859	21	2	525	18
8	FRA <b>France</b>	<b>1131</b>	- 4316	393	200	359	90	89
9	FIN <b>Finland</b>	<b>709</b>	- 4738	-	457	252	-	-
10	CZE <b>Czech Republic</b>	<b>457</b>	- 4990	-	360	63	34	-
11	SVK <b>Slovakia</b>	<b>431</b>	- 5016	-	421	10	-	-
12	SLO <b>Slovenia</b>	<b>424</b>	- 5023	125	41	134	102	22
13	CRO <b>Croatia</b>	<b>216</b>	- 5231	-	216	-	-	-
14	SPA <b>Spain</b>	<b>202</b>	- 5245	123	-	8	71	-
15	NOR <b>Norway</b>	<b>193</b>	- 5254	-	183	10	-	-
16	LIE <b>Liechtenstein</b>	<b>81</b>	- 5366	-	69	12	-	-
17	GBR <b>Great Britain</b>	<b>60</b>	- 5387	26	-	25	9	-
18	POL <b>Poland</b>	<b>17</b>	- 5430	-	12	5	-	-
19	SRB <b>Serbia</b>	<b>16</b>	- 5431	-	4	12	-	-





# AUDI FIS SKI WORLD CUP 2007/08



## 8th LADIES' DOWNHILL FIS OVERALL NATION CUP

Number of Nations: 23

Place	Nation	Overall			DH Points			SL Points			GS Points			SG Points			SC Points		
		M+W	M	W	M+W	M	W	M+W	M	W	M+W	M	W	M+W	M	W	M+W	M	W
1	AUT	10849	5402	5447	2624	1269	1355	2807	1426	1381	1974	858	1116	2731	1287	1444	713	562	151
2	SUI	5112	3074	2038	1798	912	886	729	404	325	676	650	26	1421	662	759	488	446	42
3	ITA	5006	2736	2270	993	503	490	1399	879	520	1714	599	1115	501	392	109	399	363	36
4	USA	4771	2518	2253	1896	922	974	638	442	196	811	369	442	661	200	461	765	585	180
5	FRA	3002	1871	1131	634	241	393	1113	913	200	610	251	359	117	27	90	528	439	89
6	CAN	2957	1532	1425	1498	639	859	76	55	21	223	221	2	1045	520	525	115	97	18
7	SWE	2761	1087	1674	339	35	304	1372	730	642	463	115	348	380	-	380	207	207	-
8	GER	2032	375	1657	269	35	234	966	327	639	355	-	355	362	13	349	80	-	80
9	SLO	1455	1031	424	376	251	125	362	321	41	192	58	134	277	175	102	248	226	22
10	FIN	1145	436	709	-	-	-	592	135	457	553	301	252	-	-	-	-	-	-
11	CRO	1023	807	216	47	47	-	545	329	216	-	-	-	51	51	-	380	380	-
12	CZE	597	140	457	-	-	-	425	65	360	63	-	63	34	-	34	75	75	-
13	NOR	595	402	193	32	32	-	239	56	183	160	150	10	105	105	-	59	59	-
14	LIE	457	376	81	173	173	-	69	-	69	15	3	12	200	200	-	-	-	-
15	SVK	431	-	431	-	-	-	421	-	421	10	-	10	-	-	-	-	-	-
16	SPA	202	-	202	123	-	123	-	-	-	8	-	8	71	-	71	-	-	-
17	JPN	194	194	-	-	-	-	194	194	-	-	-	-	-	-	-	-	-	-
18	GBR	60	-	60	26	-	26	-	-	-	25	-	25	9	-	9	-	-	-
19	RUS	32	32	-	-	-	-	-	-	-	-	-	-	-	-	-	32	32	-
20	BUL	18	18	-	-	-	-	18	18	-	-	-	-	-	-	-	-	-	-
21	POL	17	-	17	-	-	-	12	-	12	5	-	5	-	-	-	-	-	-
22	SRB	16	-	16	-	-	-	4	-	4	12	-	12	-	-	-	-	-	-
23	AUS	10	10	-	6	6	-	-	-	-	-	-	-	-	-	-	4	4	-





# AUDI FIS SKI WORLD CUP 2007/08



## AFTER 8th LADIES' DOWNHILL MANUFACTURERS STANDINGS LADIES

Number of Manufacturers: 8

Place	Manufacturer	Points	Diff.	DH	SL	GS	SG	SC
1	Voelkl	2870		900	930	475	565	-
2	Rossignol	2565	- 305	970	635	430	370	160
3	Atomic	2075	- 795	470	935	255	370	45
4	Head	1620	- 1250	195	410	350	535	130
5	Salomon	785	- 2085	415	-	40	330	-
5	Fischer	785	- 2085	-	40	700	-	45
7	Dynastar	110	- 2760	60	50	-	-	-
8	Stoeckli	100	- 2770	-	-	-	100	-





# AUDI FIS SKI WORLD CUP 2007/08



## AFTER 8th LADIES' DOWNHILL MANUFACTURERS STANDINGS OVERALL

Number of Manufacturers: 11

Place	Manufacturer	Overall			DH Points			SL Points			GS Points			SG Points			SC Points		
		M+W	M	W	M+W	M	W	M+W	M	W	M+W	M	W	M+W	M	W	M+W	M	W
1	Atomic	<b>5230</b>	3155	2075	<b>900</b>	430	470	<b>1660</b>	725	935	<b>1160</b>	905	255	<b>1015</b>	645	370	<b>495</b>	450	45
2	Rossignol	<b>4360</b>	1795	2565	<b>1405</b>	435	970	<b>1235</b>	600	635	<b>665</b>	235	430	<b>500</b>	130	370	<b>555</b>	395	160
3	Head	<b>3980</b>	2360	1620	<b>1325</b>	1130	195	<b>455</b>	45	410	<b>455</b>	105	350	<b>1205</b>	670	535	<b>540</b>	410	130
4	Fischer	<b>3765</b>	2980	785	<b>180</b>	180	-	<b>1325</b>	1285	40	<b>1335</b>	635	700	<b>400</b>	400	-	<b>525</b>	480	45
5	Voelkl	<b>3150</b>	280	2870	<b>900</b>	-	900	<b>1210</b>	280	930	<b>475</b>	-	475	<b>565</b>	-	565	-	-	-
6	Salomon	<b>835</b>	50	785	<b>415</b>	-	415	<b>50</b>	50	-	<b>40</b>	-	40	<b>330</b>	-	330	-	-	-
7	Nordica	<b>380</b>	380	-	<b>280</b>	280	-	<b>100</b>	100	-	-	-	-	-	-	-	-	-	-
7	Stoeckli	<b>380</b>	280	100	<b>190</b>	190	-	-	-	-	-	-	-	<b>150</b>	50	100	<b>40</b>	40	-
9	Blizzard	<b>250</b>	250	-	-	-	-	<b>250</b>	250	-	-	-	-	-	-	-	-	-	-
10	Dynastar	<b>160</b>	50	110	<b>60</b>	-	60	<b>50</b>	-	50	-	-	-	-	-	-	<b>50</b>	50	-
11	Elan	<b>105</b>	105	-	-	-	-	<b>45</b>	45	-	-	-	-	-	-	-	<b>60</b>	60	-

