



**AUDI FIS SKI WORLD CUP 2007/08**  
**Whistler, BC (CAN)**

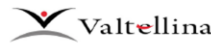


2nd LADIES' SUPER COMBINED  
**ALPHABETICAL LIST OF COMPETITORS**

SUN 24 FEB 2008

Number of Competitors: 40, Number of NOCs: 14

Nation	FIS Code	Name	FIS Points (8th of February 2008 – List 8)									
			DH		SL		GS		SG		SC	
<b>AUT</b> (6)	55750	<b>FISCHBACHER Andrea</b>	5.05	(16)	20.00	(151)	5.99	(30)	4.18	(13)	22.60	(93)
	55576	<b>GOERGL Elisabeth</b>	4.52	(12)	20.21	(153)	1.99	(2)	2.04	(7)	5.25	(15)
	55069	<b>GOETSCHL Renate</b>	0.96	(2)	46.07	(598)	20.47	(162)	0.00	(1)	–	
	55690	<b>HOSP Nicole</b>	5.07	(17)	1.13	(2)	2.61	(3)	1.57	(4)	2.47	(3)
	55590	<b>SCHILD Marlies</b>	4.65	(13)	0.00	(1)	4.67	(13)	5.25	(21)	1.54	(2)
	55691	<b>SPONRING Christine</b>	6.00	(31)	16.57	(104)	22.82	(185)	5.63	(24)	5.36	(18)
<b>CAN</b> (5)	105997	<b>BRYDON Emily</b>	4.22	(9)	33.96	(344)	18.48	(139)	1.49	(3)	4.31	(11)
	106410	<b>DEFORGES Emilie</b>	35.47	(101)	24.40	(212)	15.13	(98)	24.41	(89)	27.67	(119)
	106022	<b>JANYK Britt</b>	3.65	(5)	31.40	(314)	17.39	(122)	2.89	(10)	25.97	(110)
	106662	<b>POLESCHUK Danielle</b>	37.57	(112)	35.77	(385)	58.91	(994)	52.99	(344)	25.76	(109)
	106402	<b>VANDERBEEK Kelly</b>	3.93	(7)	115.84	(2416)	37.33	(457)	4.52	(18)	–	
<b>FRA</b> (5)	195972	<b>AUBERT Sandrine</b>	40.47	(124)	5.69	(23)	30.21	(299)	30.09	(128)	5.30	(16)
	195671	<b>JACQUEMOD Ingrid</b>	3.89	(6)	32.83	(329)	4.42	(11)	5.32	(22)	4.15	(10)
	196460	<b>MARCHAND-ARVIER Marie</b>	4.82	(15)	37.86	(417)	19.68	(154)	14.94	(42)	5.94	(27)
	196573	<b>REVILLET Aurelie</b>	20.57	(55)	78.78	(1456)	35.62	(423)	26.62	(106)	31.26	(136)
	195983	<b>ROLLAND Marion</b>	27.94	(80)	64.05	(1038)	46.52	(659)	25.55	(97)	30.83	(133)
<b>GBR</b> (1)	225206	<b>ALCOTT Chemmy</b>	8.29	(34)	23.89	(208)	12.50	(75)	25.68	(98)	5.72	(23)
<b>GER</b> (2)	206001	<b>RIESCH Maria</b>	4.32	(10)	4.08	(8)	5.92	(28)	1.23	(2)	3.60	(6)
	206175	<b>STECHERT Gina</b>	21.54	(58)	24.50	(213)	17.70	(126)	14.05	(41)	13.92	(52)
<b>ITA</b> (5)	297134	<b>BORSOTTI Camilla</b>	38.58	(115)	21.33	(171)	30.54	(308)	29.75	(124)	5.61	(21)
	296472	<b>FANCHINI Elena</b>	5.84	(28)	138.31	(2979)	24.32	(207)	20.93	(74)	15.46	(58)
	296729	<b>FANCHINI Nadia</b>	6.00	(31)	51.67	(733)	6.00	(32)	5.90	(29)	–	
	296008	<b>MERIGHETTI Daniela</b>	5.43	(20)	17.85	(114)	19.02	(145)	24.86	(93)	23.15	(98)
	296427	<b>SCHNARF Johanna</b>	22.33	(61)	20.02	(152)	16.78	(117)	22.69	(80)	5.58	(20)
<b>MON</b> (1)	375018	<b>COLETTI Alexandra</b>	28.67	(81)	47.72	(646)	22.68	(183)	32.69	(146)	34.06	(153)
<b>SLO</b> (2)	565243	<b>MAZE Tina</b>	5.76	(24)	39.43	(442)	12.38	(74)	4.43	(15)	5.99	(29)
	565261	<b>ROBNIK Petra</b>	26.94	(75)	15.01	(87)	27.36	(271)	23.69	(87)	4.97	(13)
<b>SPA</b> (1)	495318	<b>RUIZ CASTILLO Carolina</b>	5.56	(22)	59.68	(937)	14.18	(92)	5.39	(23)	–	



Number of Competitors: 40, Number of NOCs: 14

Nation	FIS Code	Name	FIS Points (8th of February 2008 – List 8)									
			DH		SL		GS		SG		SC	
<b>SRB</b> (1)	315149	<b>LOLOVIC Jelena</b>	57.49	(195)	13.21	(69)	12.63	(78)	36.02	(176)	35.72	(160)
<b>SUI</b> (3)	515747	<b>GISIN Dominique</b>	5.26	(18)	48.71	(675)	23.56	(202)	26.21	(105)	32.42	(145)
	515692	<b>GRAND Rabea</b>	25.62	(70)	12.06	(59)	16.59	(110)	49.35	(303)	5.22	(14)
	515587	<b>PUENCHERA Jessica</b>	64.74	(232)	23.08	(194)	48.26	(714)	26.17	(103)	24.64	(102)
<b>SWE</b> (2)	505632	<b>LINDELL-VIKARBY Jessica</b>	33.28	(93)	27.21	(248)	5.67	(19)	4.50	(17)	22.46	(91)
	505483	<b>PAERSON Anja</b>	2.84	(4)	5.01	(11)	4.83	(14)	1.75	(5)	3.93	(8)
<b>UKR</b> (1)	695073	<b>SKRYABINA Anastasiya</b>	340.11	(1565)	54.67	(804)	57.15	(939)	103.73	(1148)	102.80	(453)
<b>USA</b> (5)	537582	<b>COOK Stacey</b>	16.68	(49)	29.07	(276)	14.77	(96)	5.73	(25)	5.66	(22)
	537545	<b>MANCUSO Julia</b>	2.82	(3)	5.79	(26)	2.94	(6)	2.19	(8)	0.00	(1)
	538038	<b>MARSHALL Chelsea</b>	22.44	(62)	23.72	(203)	23.22	(196)	32.08	(139)	12.79	(47)
	538305	<b>SMITH Leanne</b>	27.74	(78)	22.44	(188)	18.28	(135)	20.41	(67)	26.73	(113)
	537544	<b>VONN Lindsey</b>	0.00	(1)	16.54	(102)	5.38	(16)	1.87	(6)	2.47	(3)

<b>LEGEND</b>	<b>DH</b> Downhill	<b>SL</b> Slalom	<b>GS</b> Giant Slalom	<b>SG</b> Super-G	<b>SC</b> Super Combined
---------------	--------------------	------------------	------------------------	-------------------	--------------------------

24-02-2008 / Whistler, BC (CAN) / 5978

Page 2/2

Data Processing by LONGINES

www.fis-ski.com

LONGINES Timing

Generation Date: SAT 23 FEB 2008

Time: 17:06

Document: 32E 1.0



**AUDI FIS SKI WORLD CUP 2007/08**  
**Whistler, BC (CAN)**



2nd LADIES' SUPER COMBINED  
**DRAW LIST BY POINTS**

SUN 24 FEB 2008

Number of Competitors: 40, Number of NOCs: 14 Ranked 100 in the FIS List: **BUNSTON B.** FIS Pts: **23.56**

No.	FIS Code	Name	Nation	WCSL-SC	WCSL-O	FIS-SC
1	537545	MANCUSO Julia	USA	243 (1)	1245 (4)	0.00 (1)
2	55590	SCHILD Marlies	AUT	187 (2)	1327 (2)	1.54 (2)
3	55690	HOSP Nicole	AUT	153 (3)	1476 (1)	2.47 (3)
4	537544	VONN Lindsey	USA	153 (3)	1279 (3)	2.47 (4)
5	206001	RIESCH Maria	GER	112 (6)	1014 (7)	3.60 (5)
6	505483	PAERSON Anja	SWE	100 (8)	1069 (5)	3.93 (6)
7	195671	JACQUEMOD Ingrid	FRA	92 (10)	615 (13)	4.15 (7)
8	105997	BRYDON Emily	CAN	86 (11)	606 (14)	4.31 (8)
9	565261	ROBNIK Petra	SLO	62 (13)	63 (74)	4.97 (9)
10	515692	GRAND Rabea	SUI	53 (14)	67 (70)	5.22 (10)
11	55576	GOERGL Elisabeth	AUT	52 (15)	1031 (6)	5.25 (11)
12	195972	AUBERT Sandrine	FRA	50 (16)	143 (44)	5.30 (12)
13	55691	SPONRING Christine	AUT	48 (18)	143 (44)	5.36 (13)
14	296427	SCHNARF Johanna	ITA	40 (20)	55 (84)	5.58 (14)
15	297134	BORSOTTI Camilla	ITA	39 (21)	39 (93)	5.61 (15)
16	+400 106022	JANYK Britt	CAN	12 (41)	595 (15)	> 25.97 (28)
17	+400 55750	FISCHBACHER Andrea	AUT	9 (42)	425 (20)	22.60 (24)
18	537582	COOK Stacey	USA	37 (22)	142 (46)	5.66 (16)
19	225206	ALCOTT Chemmy	GBR	35 (23)	136 (47)	5.72 (17)
20	196460	MARCHAND-ARVIER Marie	FRA	27 (27)	235 (34)	5.94 (18)
21	565243	MAZE Tina	SLO	25 (29)	316 (28)	5.99 (19)
22	296008	MERIGHETTI Daniela	ITA	21 (32)	166 (41)	23.15 (25)
23	515587	PUENCHERA Jessica	SUI	19 (34)	20 (117)	> 24.64 (26)
24	196573	REVILLET Aurelie	FRA	16 (38)	62 (77)	> 31.26 (32)
25	206175	STECHELT Gina	GER	6 (44)	87 (64)	13.92 (21)
26	515747	GISIN Dominique	SUI	6 (44)	149 (43)	> 32.42 (33)
27	106410	DEFORGES Emilie	CAN	4 (46)	4 (146)	> 27.67 (30)
28	505632	LINDELL-VIKARBY Jessica	SWE	3 (47)	224 (35)	22.46 (23)
29	538038	MARSHALL Chelsea	USA	-	38 (94)	12.79 (20)
30	296472	FANCHINI Elena	ITA	-	131 (48)	15.46 (22)
31	+400 55069	GOETSCHL Renate	AUT	-	877 (9)	0.00 *
32	+400 106402	VANDERBEEK Kelly	CAN	-	459 (18)	4.52 *
33	106662	POLESCHUK Danielle	CAN	-	-	> 25.76 (27)
34	538305	SMITH Leanne	USA	-	24 (109)	> 26.73 (29)
35	195983	ROLLAND Marion	FRA	-	29 (102)	> 30.83 (31)
36	375018	COLETTI Alexandra	MON	-	10 (135)	> 34.06 (34)
37	315149	LOLOVIC Jelena	SRB	-	22 (115)	> 35.72 (35)

24-02-2008 / Whistler, BC (CAN) / 5978

Page 1/2

Data Processing by LONGINES

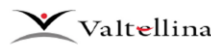
www.fis-ski.com

LONGINES Timing

Generation Date: SAT 23 FEB 2008

Time: 17:11

Document: 45A 1.0





**AUDI FIS SKI WORLD CUP 2007/08**  
**Whistler, BC (CAN)**



**2nd LADIES' SUPER COMBINED**  
**DRAW LIST BY POINTS**

SUN 24 FEB 2008

**Number of Competitors: 40, Number of NOCs: 14    Ranked 100 in the FIS List: BUNSTON B.    FIS Pts: 23.56**

No.	FIS Code	Name	Nation	WCSL-SC	WCSL-O	FIS-SC
38	695073	<b>SKRYABINA Anastasiya</b>	UKR	-	-	> 102.80 (36)
39	495318	<b>RUIZ CASTILLO Carolina</b>	SPA	-	223 (36)	5.39 *
40	296729	<b>FANCHINI Nadia</b>	ITA	-	170 (40)	5.90 *

<b>LEGEND</b>			
<b>+400</b>	More than 400 points on WCSL-O after 15th place or after 30th place	<b>FIS-SC</b>	FIS points for Super Combined
<b>WCSL-SC</b>	World Cup Start List points for Super Combined	<b>WCSL-O</b>	Overall WCSL points
<b>*</b>	FIS points DH, SG or SL instead FIS SC	<b>No.</b>	Control Number

24-02-2008 / Whistler, BC (CAN) / 5978

Page 2/2

Data Processing by LONGINES

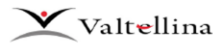
[www.fis-ski.com](http://www.fis-ski.com)

LONGINES Timing

Generation Date: SAT 23 FEB 2008

Time: 17:11

Document: 45A 1.0





**AUDI FIS SKI WORLD CUP 2007/08**  
**Whistler, BC (CAN)**



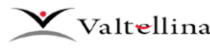
2nd LADIES' SUPER COMBINED - SUPER G  
**START LIST**

SUN 24 FEB 2008  
 Start Time: 10:45

Jury			Technical Data		Super G	Slalom
<b>TD FIS</b>	P. KROGOLL	GER	<b>Course Name</b>	Franz's Super G	Lower Dave Murray	
<b>Referee</b>	A. SKAARDAL	FIS	<b>Start Altitude</b>	1425 m		1005 m
<b>Assistant Referee</b>	J. TISCHHAUSER	FIS	<b>Finish Altitude</b>	825 m		805 m
<b>Chief of Race</b>	B. HOLLIDAY	CAN	<b>Vertical Drop</b>	600 m		200 m
			<b>Course Length</b>	2082 m		
			<b>Homologation Number</b>	8652/11/07		8585/07/06
Race Information Super G			Race Information Slalom			
<b>Course Setter</b>	A. GHIDONI	ITA	<b>Course Setter</b>	A. SECHAUD		FRA
<b>Number of Gates</b>	39		<b>Number of Gates</b>			
<b>Turning Gates</b>	36		<b>Turning Gates</b>			
<b>Start Time</b>	10:45		<b>Start Time</b>	13:45		
<b>Forerunners</b>	A - S. MACDONALD	CAN	<b>Forerunners</b>	A - E. TERWIEL		CAN
	B - K. SERWA	CAN		B - M. LEDUC		CAN
	C - M. PRIDY	CAN		C - B. THOMSEN		CAN
	D - C. PRIDY	CAN				

Number of Competitors: 40, Number of NOCs: 14

Bib	FIS Code	Name	Year of Birth	Nation	Time	Ski
1	106410	DESFORGES Emilie	1983	CAN	_____	Head
2	55750	FISCHBACHER Andrea	1985	AUT	_____	Atomic
3	515587	PUENCHERA Jessica	1982	SUI	_____	Head
4	296472	FANCHINI Elena	1985	ITA	_____	Dynastar
5	537582	COOK Stacey	1984	USA	_____	Rossignol
6	515747	GISIN Dominique	1985	SUI	_____	Voelkl
7	106022	JANYK Britt	1980	CAN	_____	Voelkl
8	55691	SPONRING Christine	1983	AUT	_____	Head
9	565261	ROBNIK Petra	1984	SLO	_____	Rossignol
10	105997	BRYDON Emily	1980	CAN	_____	Salomon
11	55576	GOERGL Elisabeth	1981	AUT	_____	Head
12	297134	BORSOTTI Camilla	1988	ITA	_____	Salomon
13	515692	GRAND Rabea	1984	SUI	_____	Head
14	296427	SCHNARF Johanna	1984	ITA	_____	Voelkl
15	195972	AUBERT Sandrine	1982	FRA	_____	Fischer
16	55690	HOSP Nicole	1983	AUT	_____	Voelkl
17	537544	VONN Lindsey	1984	USA	_____	Rossignol
18	195671	JACQUEMOD Ingrid	1978	FRA	_____	Salomon
19	55590	SCHILD Marlies	1981	AUT	_____	Atomic
20	537545	MANCUSO Julia	1984	USA	_____	Rossignol



**Number of Competitors: 40, Number of NOCs: 14**

Bib	FIS Code	Name	Year of Birth	Nation	Time	Ski
21	505483	PAERSON Anja	1981	SWE		Salomon
22	206001	RIESCH Maria	1984	GER		Head
23	196573	REVILLET Aurelie	1986	FRA		Salomon
24	225206	ALCOTT Chemmy	1982	GBR		Voelkl
25	296008	MERIGHETTI Daniela	1981	ITA		Salomon
26	505632	LINDELL-VIKARBY Jessica	1984	SWE		Rossignol
27	206175	STECHELT Gina	1987	GER		Voelkl
28	538038	MARSHALL Chelsea	1986	USA		Dynastar
29	196460	MARCHAND-ARVIER Marie	1985	FRA		Salomon
30	565243	MAZE Tina	1983	SLO		Rossignol
31	55069	GOETSCHL Renate	1975	AUT		Atomic
32	106402	VANDERBEEK Kelly	1983	CAN		Voelkl
33	106662	POLESCHUK Danielle	1986	CAN		
34	538305	SMITH Leanne	1987	USA		Dynastar
35	195983	ROLLAND Marion	1982	FRA		Rossignol
36	375018	COLETTI Alexandra	1983	MON		Voelkl
37	315149	LOLOVIC Jelena	1981	SRB		Rossignol
38	695073	SKRYABINA Anastasiya	1985	UKR		
39	495318	RUIZ CASTILLO Carolina	1981	SPA		Salomon
40	296729	FANCHINI Nadia	1986	ITA		Dynastar



**AUDI FIS SKI WORLD CUP 2007/08**  
**Whistler, BC (CAN)**



**2nd LADIES' SUPER COMBINED - SLALOM**  
**START LIST**

SUN 24 FEB 2008  
 Start Time: 13:45

Jury			Technical Data		Super G	Slalom
<b>TD FIS</b>	P. KROGOLL	GER	<b>Course Name</b>	Franz's Super G	Lower Dave Murray	
<b>Referee</b>	A. SKAARDAL	FIS	<b>Start Altitude</b>	1425 m		1005 m
<b>Assistant Referee</b>	J. TISCHHAUSER	FIS	<b>Finish Altitude</b>	825 m		805 m
<b>Chief of Race</b>	B. HOLLIDAY	CAN	<b>Vertical Drop</b>	600 m		200 m
			<b>Course Length</b>	2082 m		
			<b>Homologation Number</b>	8652/11/07		8585/07/06

Race Information Super G			Race Information Slalom		
<b>Course Setter</b>	A. GHIDONI	ITA	<b>Course Setter</b>	A. SECHAUD	FRA
<b>Number of Gates</b>	38		<b>Number of Gates</b>	58	
<b>Turning Gates</b>	35		<b>Turning Gates</b>	56	
<b>Start Time</b>	10:45		<b>Start Time</b>	13:45	
<b>Forerunners</b>	A - S. MACDONALD	CAN	<b>Forerunners</b>	A - E. TERWIEL	CAN
	B - K. SERWA	CAN		B - M. LEDUC	CAN
	C - M. PRIDY	CAN		C - B. THOMSEN	CAN
	D - C. PRIDY	CAN			

Number of Competitors: 36, Number of NOCs: 12

Start Order	Bib	FIS Code	Name	Year of Birth	Nation	Super G	Diff.	Rank	Slalom	Total	Ski
1	12	297134	<b>BORSOTTI Camilla</b>	1988	ITA	1:24.37	2.88	30			Salomon
2	34	538305	<b>SMITH Leanne</b>	1987	USA	1:24.25	2.76	29			Dynastar
3	35	195983	<b>ROLLAND Marion</b>	1982	FRA	1:24.23	2.74	28			Rossignol
4	15	195972	<b>AUBERT Sandrine</b>	1982	FRA	1:24.10	2.61	27			Fischer
-	32	106402	<b>VANDERBEEK Kelly</b>	1983	CAN	1:23.99	2.50	26	<b>DNS</b>		Voelkl
5	3	515587	<b>PUENCHERA Jessica</b>	1982	SUI	1:23.98	2.49	25			Head
6	24	225206	<b>ALCOTT Chemmy</b>	1982	GBR	1:23.97	2.48	24			Voelkl
7	27	206175	<b>STECHERT Gina</b>	1987	GER	1:23.92	2.43	23			Voelkl
8	25	296008	<b>MERIGHETTI Daniela</b>	1981	ITA	1:23.86	2.37	22			Salomon
9	13	515692	<b>GRAND Rabea</b>	1984	SUI	1:23.84	2.35	21			Head
10	14	296427	<b>SCHNARF Johanna</b>	1984	ITA	1:23.77	2.28	20			Voelkl
11	9	565261	<b>ROBNIK Petra</b>	1984	SLO	1:23.68	2.19	19			Rossignol
12	6	515747	<b>GISIN Dominique</b>	1985	SUI	1:23.36	1.87	18			Voelkl
13	30	565243	<b>MAZE Tina</b>	1983	SLO	1:23.29	1.80	17			Rossignol
14	26	505632	<b>LINDELL-VIKARBY J.</b>	1984	SWE	1:23.16	1.67	16			Rossignol
15	29	196460	<b>MARCHAND-ARVIER M.</b>	1985	FRA	1:23.09	1.60	15			Salomon
-	31	55069	<b>GOETSCHL Renate</b>	1975	AUT	1:23.08	1.59	14	<b>DNS</b>		Atomic
16	4	296472	<b>FANCHINI Elena</b>	1985	ITA	1:23.05	1.56	13			Dynastar
17	1	106410	<b>DESFORGES Emilie</b>	1983	CAN	1:22.73	1.24	12			Head

**Number of Competitors: 36, Number of NOCs: 12**

Start Order	Bib	FIS Code	Name	Year of Birth	Nation	Super G	Diff.	Rank	Slalom	Total	Ski
18	11	55576	<b>GOERGL Elisabeth</b>	1981	AUT	1:22.62	1.13	10			Head
19	17	537544	<b>VONN Lindsey</b>	1984	USA	1:22.62	1.13	10			Rossignol
20	19	55590	<b>SCHILD Marlies</b>	1981	AUT	1:22.58	1.09	9			Atomic
21	18	195671	<b>JACQUEMOD Ingrid</b>	1978	FRA	1:22.55	1.06	8			Salomon
-	7	106022	<b>JANYK Britt</b>	1980	CAN	1:22.48	0.99	7	<b>DNS</b>		Voelkl
22	2	55750	<b>FISCHBACHER Andrea</b>	1985	AUT	1:22.42	0.93	6			Atomic
23	21	505483	<b>PAERSON Anja</b>	1981	SWE	1:22.32	0.83	5			Salomon
24	16	55690	<b>HOSP Nicole</b>	1983	AUT	1:22.27	0.78	4			Voelkl
25	10	105997	<b>BRYDON Emily</b>	1980	CAN	1:22.02	0.53	3			Salomon
26	20	537545	<b>MANCUSO Julia</b>	1984	USA	1:21.91	0.42	2			Rossignol
27	22	206001	<b>RIESCH Maria</b>	1984	GER	1:21.49	0.00	1			Head
28	5	537582	<b>COOK Stacey</b>	1984	USA	1:24.76	3.27	31			Rossignol
29	28	538038	<b>MARSHALL Chelsea</b>	1986	USA	1:24.77	3.28	32			Dynastar
-	33	106662	<b>POLESCHUK Danielle</b>	1986	CAN	1:24.79	3.30	33	<b>DNS</b>		
-	23	196573	<b>REVILLET Aurelie</b>	1986	FRA	1:24.83	3.34	34	<b>DNS</b>		Salomon
-	36	375018	<b>COLETTI Alexandra</b>	1983	MON	1:25.04	3.55	35	<b>DNS</b>		Voelkl
30	37	315149	<b>LOLOVIC Jelena</b>	1981	SRB	1:26.04	4.55	36			Rossignol





**AUDI FIS SKI WORLD CUP 2007/08**  
**Whistler, BC (CAN)**



**2nd LADIES' SUPER COMBINED**  
**OFFICIAL RESULTS**

SUN 24 FEB 2008  
 Start Time: 13:45

Jury			Technical Data		Super G	Slalom
<b>TD FIS</b>	P. KROGOLL	GER	<b>Course Name</b>	Franz's Super G	Lower Dave Murray	
<b>Referee</b>	A. SKAARDAL	FIS	<b>Start Altitude</b>	1425 m		1005 m
<b>Assistant Referee</b>	J. TISCHHAUSER	FIS	<b>Finish Altitude</b>	825 m		805 m
<b>Chief of Race</b>	B. HOLLIDAY	CAN	<b>Vertical Drop</b>	600 m		200 m
<b>Race Information Super G</b>			<b>Course Length</b>	2082 m		
<b>Course Setter</b>	A. GHIDONI	ITA	<b>Homologation Number</b>	8652/11/07		8585/07/06
<b>Number of Gates</b>	38		<b>Race Information Slalom</b>			
<b>Turning Gates</b>	35		<b>Course Setter</b>	A. SECHAUD		FRA
<b>Start Time</b>	10:45		<b>Number of Gates</b>	58		
<b>Forerunners</b>	A - S. MACDONALD	CAN	<b>Turning Gates</b>	57		
	B - K. SERWA	CAN	<b>Start Time</b>	13:45		
	C - M. PRIDY	CAN	<b>Forerunners</b>	A - E. TERWIEL		CAN
	D - C. PRIDY	CAN		B - M. LEDUC		CAN
				C - B. THOMSEN		CAN

**Weather:** Partly Cloudy **Snow:** Hard **Temperature – Start:** 6 °C **Finish:** 5 °C **F–factor:** 1000

**Number of Competitors:** 40, **Number of NOCs:** 14

Rank	Bib	FIS Code	Name	Year of Birth	Nation	Super G	Slalom	Total	Diff.	Race Points	Ski
1	22	206001	RIESCH Maria	1984	GER	1:21.49	48.58	2:10.07		0.00	Head
2	19	55590	SCHILD Marlies	1981	AUT	1:22.58	47.58	2:10.16	0.09	0.69	Atomic
3	21	505483	PAERSON Anja	1981	SWE	1:22.32	48.06	2:10.38	0.31	2.38	Salomon
4	16	55690	HOSP Nicole	1983	AUT	1:22.27	48.13	2:10.40	0.33	2.54	Voelkl
5	11	55576	GOERGL Elisabeth	1981	AUT	1:22.62	48.01	2:10.63	0.56	4.31	Head
6	17	537544	VONN Lindsey	1984	USA	1:22.62	48.02	2:10.64	0.57	4.38	Rossignol
7	20	537545	MANCUSO Julia	1984	USA	1:21.91	49.21	2:11.12	1.05	8.07	Rossignol
8	2	55750	FISCHBACHER Andrea	1985	AUT	1:22.42	48.81	2:11.23	1.16	8.92	Atomic
9	15	195972	AUBERT Sandrine	1982	FRA	1:24.10	47.28	2:11.38	1.31	10.07	Fischer
10	10	105997	BRYDON Emily	1980	CAN	1:22.02	49.85	2:11.87	1.80	13.84	Salomon
11	18	195671	JACQUEMOD Ingrid	1978	FRA	1:22.55	49.34	2:11.89	1.82	13.99	Salomon
12	30	565243	MAZE Tina	1983	SLO	1:23.29	48.70	2:11.99	1.92	14.76	Rossignol
13	14	296427	SCHNARF Johanna	1984	ITA	1:23.77	48.66	2:12.43	2.36	18.14	Voelkl
14	13	515692	GRAND Rabea	1984	SUI	1:23.84	48.77	2:12.61	2.54	19.53	Head
14	9	565261	ROBNIK Petra	1984	SLO	1:23.68	48.93	2:12.61	2.54	19.53	Rossignol

#076 \_\_\_\_\_

Number of Competitors: 40, Number of NOCs: 14

Rank	Bib	FIS Code	Name	Year of Birth	Nation	Super G	Slalom	Total	Diff.	Race Points	Ski
16	27	206175	STECHELT Gina	1987	GER	1:23.92	49.34	2:13.26	3.19	24.53	Voelkl
17	3	515587	PUENCHERA Jessica	1982	SUI	1:23.98	49.40	2:13.38	3.31	25.45	Head
18	25	296008	MERIGHETTI Daniela	1981	ITA	1:23.86	49.56	2:13.42	3.35	25.76	Salomon
19	26	505632	LINDELL-VIKARBY Jessica	1984	SWE	1:23.16	50.27	2:13.43	3.36	25.83	Rossignol
20	6	515747	GISIN Dominique	1985	SUI	1:23.36	50.66	2:14.02	3.95	30.37	Voelkl
21	12	297134	BORSOTTI Camilla	1988	ITA	1:24.37	50.22	2:14.59	4.52	34.75	Salomon
22	24	225206	ALCOTT Chemmy	1982	GBR	1:23.97	51.04	2:15.01	4.94	37.98	Voelkl
23	34	538305	SMITH Leanne	1987	USA	1:24.25	50.94	2:15.19	5.12	39.36	Dynastar
24	37	315149	LOLOVIC Jelena	1981	SRB	1:26.04	49.39	2:15.43	5.36	41.21	Rossignol
25	28	538038	MARSHALL Chelsea	1986	USA	1:24.77	51.24	2:16.01	5.94	45.67	Dynastar
26	35	195983	ROLLAND Marion	1982	FRA	1:24.23	52.28	2:16.51	6.44	49.51	Rossignol
27	4	296472	FANCHINI Elena	1985	ITA	1:23.05	53.99	2:17.04	6.97	53.59	Dynastar
28	> 29	196460	MARCHAND-ARVIER Marie	1985	FRA	1:23.09	1:02.66	2:25.75	15.68	120.55	Salomon
29	> 1	106410	DESFORGES Emilie	1983	CAN	1:22.73	1:06.18	2:28.91	18.84	144.85	Head

**DID NOT FINISH SUPER G: 4 competitors**

8	55691	SPONRING Christine	1983	AUT							Head
38	695073	SKRYABINA Anastasiya	1985	UKR							
39	495318	RUIZ CASTILLO Carolina	1981	SPA							Salomon
40	296729	FANCHINI Nadia	1986	ITA							Dynastar

**DID NOT START SLALOM: 6 competitors**

7	106022	JANYK Britt	1980	CAN							Voelkl
23	196573	REVILLET Aurelie	1986	FRA							Salomon
31	55069	GOETSCHL Renate	1975	AUT							Atomic
32	106402	VANDERBEEK Kelly	1983	CAN							Voelkl
33	106662	POLESCHUK Danielle	1986	CAN							
36	375018	COLETTI Alexandra	1983	MON							Voelkl

**DID NOT FINISH SLALOM: 1 competitor**

5	537582	COOK Stacey	1984	USA							Rossignol
---	--------	-------------	------	-----	--	--	--	--	--	--	-----------

Technical Delegate:  
**P. KROGOLL (GER) #076**

**LEGEND**  
 > Competitor's overall time is more than 8% greater than winning time (see FIS rule §10.2)



**AUDI FIS SKI WORLD CUP 2007/08**  
**Whistler, BC (CAN)**



2nd LADIES' SUPER COMBINED  
**PENALTY CALCULATION**

SUN 24 FEB 2008

**Best 10 at Finish**

Rank	Bib	FIS Code	Name	Nation	FIS Points	Best 5	Race Points
1	22	206001	RIESCH Maria	GER	3.60	3.60	0.00
2	19	55590	SCHILD Marlies	AUT	1.54	1.54	0.69
3	21	505483	PAERSON Anja	SWE	3.93		
4	16	55690	HOSP Nicole	AUT	2.47	2.47	2.54
5	11	55576	GOERGL Elisabeth	AUT	5.25		
6	17	537544	VONN Lindsey	USA	2.47	2.47	4.38
7	20	537545	MANCUSO Julia	USA	0.00	0.00	8.07
8	2	55750	FISCHBACHER Andrea	AUT	22.60		
9	15	195972	AUBERT Sandrine	FRA	5.30		
10	10	105997	BRYDON Emily	CAN	4.31		

**Best 5 FIS Points at Start**

Rank	Bib	FIS Code	Name	Nation	FIS Points
7	20	537545	MANCUSO Julia	USA	0.00
2	19	55590	SCHILD Marlies	AUT	1.54
4	16	55690	HOSP Nicole	AUT	2.47
6	17	537544	VONN Lindsey	USA	2.47
1	22	206001	RIESCH Maria	GER	3.60

<b>TOTALS:</b>			
FIS Points of Best 5 at Start (B)	10.08		
FIS Points of Best at Finish in Top 10 (A)		10.08	
Race Points of Corresponding Competitors (C)			15.68
Calculated Penalty (A+B-C) : 10 =>	0.448		
Rounded	0.45		
Category Adder	0.00		
Correction Value (Z)	-2.34		
Calculated Penalty	2.79		
Penalty Applied	0.00		

Technical Delegate:  
**P. KROGOLL (GER) #076**



**AUDI FIS SKI WORLD CUP 2007/08**  
**Whistler, BC (CAN)**



**2nd LADIES' SUPER COMBINED – SLALOM**  
**PERFORMANCE ANALYSIS 1**

SUN 24 FEB 2008

Number of Competitors: 29

Rank	Bib	Name	Nation	Positions			Partials			Difference		Speed			
				Pos.	Time	Rank	Pos.	Time	Rank	Time	Dist(m)	Pos.	km/h	Rank	
1	22	RIESCH Maria	GER	Run1:	Int1:	13.26	(18)	I1-I2:	1:08.23	(1)	0.25	0.00	Avg.:	91.98	
					Int2:	39.35	(2)		I2-I3:	23.82	(1)				0.47
					Int3:	1:03.17	(1)		I3-Fin:	18.32	(1)				0.00
					Fin:	1:21.49	(1)								0.00
				Run2:	Int1:	24.09	(13)	I1-Fin:	24.49	(4)	0.88				
					Fin:	48.58	(7)				1.30				
				Total:	Int1:	1:45.58	(1)				0.00				
	Fin:	2:10.07	(1)				0.00								
2	19	SCHILD Marlies	AUT	Run1:	Int1:	13.13	(5)	I1-I2:	1:09.45	(10)	0.12	27.48	Avg.:	90.76	
					Int2:	39.51	(6)		I2-I3:	24.25	(9)				0.63
					Int3:	1:03.76	(9)		I3-Fin:	18.82	(6)				0.59
					Fin:	1:22.58	(8)				1.09				
				Run2:	Int1:	23.58	(5)	I1-Fin:	24.00	(1)	0.37				
					Fin:	47.58	(2)				0.30				
				Total:	Int1:	1:46.16	(6)				0.58				
	Fin:	2:10.16	(2)				0.09								
3	21	PAERSON Anja	SWE	Run1:	Int1:	13.01	(1)	I1-I2:	1:09.31	(6)	0.00	20.99	Avg.:	91.05	
					Int2:	39.40	(3)		I2-I3:	24.33	(13)				0.52
					Int3:	1:03.73	(8)		I3-Fin:	18.59	(3)				0.56
					Fin:	1:22.32	(5)				0.83				
				Run2:	Int1:	23.48	(3)	I1-Fin:	24.58	(6)	0.27				
					Fin:	48.06	(5)				0.78				
				Total:	Int1:	1:45.80	(3)				0.22				
	Fin:	2:10.38	(3)				0.31								
4	16	HOSP Nicole	AUT	Run1:	Int1:			I1-I2:			0.57	19.74	Avg.:	91.10	
					Int2:	39.45	(4)		I2-I3:	24.00	(4)				0.28
					Int3:	1:03.45	(3)		I3-Fin:	18.82	(6)				0.78
					Fin:	1:22.27	(4)				0.78				
				Run2:	Int1:	23.44	(2)	I1-Fin:	24.69	(8)	0.23				
					Fin:	48.13	(6)				0.85				
				Total:	Int1:	1:45.71	(2)				0.13				
	Fin:	2:10.40	(4)				0.33								
5	11	GOERGL Elisabeth	AUT	Run1:	Int1:	13.21	(12)	I1-I2:	1:09.41	(9)	0.20	28.48	Avg.:	90.72	
					Int2:	39.51	(6)		I2-I3:	24.10	(5)				0.63
					Int3:	1:03.61	(5)		I3-Fin:	19.01	(16)				0.44
					Fin:	1:22.62	(9)				1.13				
				Run2:	Int1:	23.51	(4)	I1-Fin:	24.50	(5)	0.30				
					Fin:	48.01	(3)				0.73				
				Total:	Int1:	1:46.13	(4)				0.55				
	Fin:	2:10.63	(5)				0.56								

Number of Competitors: 29

Rank	Bib	Name	Nation	Positions			Partials			Difference			Speed		
				Pos.	Time	Rank	Pos.	Time	Rank	Time	Dist(m)	Pos.	km/h	Rank	
6	17	VONN Lindsey	USA	Run1:			I1-I2:			0.39			28.48	Avg.:	90.72
				Int1:	13.40	(27)	I1-I2:	1:09.22	(5)	0.73					
				Int2:	39.61	(8)	I2-I3:	24.27	(10)	0.71					
				Int3:	1:03.88	(10)	I3-Fin:	18.74	(5)	1.13					
				Fin:	1:22.62	(9)	Run2:			0.40					
				Int1:	23.61	(6)	I1-Fin:	24.41	(3)	0.74					
				Fin:	48.02	(4)	Total:			0.65					
Int1:	1:46.23	(7)	Fin:			0.57									
Fin:	2:10.64	(6)													
7	20	MANCUSO Julia	USA	Run1:			I1-I2:			0.00			10.68	Avg.:	91.51
				Int1:	13.01	(1)	I1-I2:	1:08.90	(3)	0.00					
				Int2:	38.88	(1)	I2-I3:	24.31	(12)	0.02					
				Int3:	1:03.19	(2)	I3-Fin:	18.72	(4)	0.42					
				Fin:	1:21.91	(2)	Run2:			1.18					
				Int1:	24.39	(18)	I1-Fin:	24.82	(11)	1.93					
				Fin:	49.21	(13)	Total:			0.72					
Int1:	1:46.30	(8)	Fin:			1.05									
Fin:	2:11.12	(7)													
8	2	FISCHBACHER Andrea	AUT	Run1:			I1-I2:			0.20			23.49	Avg.:	90.94
				Int1:	13.21	(12)	I1-I2:	1:09.21	(4)	0.57					
				Int2:	39.45	(4)	I2-I3:	24.15	(7)	0.43					
				Int3:	1:03.60	(4)	I3-Fin:	18.82	(6)	0.93					
				Fin:	1:22.42	(6)	Run2:			0.52					
				Int1:	23.73	(7)	I1-Fin:	25.08	(14)	1.53					
				Fin:	48.81	(11)	Total:			0.57					
Int1:	1:46.15	(5)	Fin:			1.16									
Fin:	2:11.23	(8)													
9	15	AUBERT Sandrine	FRA	Run1:			I1-I2:			0.94			64.61	Avg.:	89.12
				Int1:	39.82	(17)	I1-I2:	25.02	(33)	1.67					
				Int2:	1:04.84	(24)	I2-I3:	19.26	(27)	2.61					
				Int3:	1:24.10	(24)	Run2:			0.00					
				Fin:	1:24.10	(24)	I1-Fin:	24.07	(2)	0.00					
				Int1:	23.21	(1)	Total:			1.73					
				Fin:	47.28	(1)	Fin:			1.31					
Int1:	1:47.31	(12)													
Fin:	2:11.38	(9)													
10	10	BRYDON Emily	CAN	Run1:			I1-I2:			0.20			13.45	Avg.:	91.38
				Int1:	13.21	(12)	I1-I2:	1:08.81	(2)	0.80					
				Int2:	39.68	(11)	I2-I3:	23.97	(2)	0.48					
				Int3:	1:03.65	(7)	I3-Fin:	18.37	(2)	0.53					
				Fin:	1:22.02	(3)	Run2:			1.20					
				Int1:	24.41	(20)	I1-Fin:	25.44	(19)	2.57					
				Fin:	49.85	(19)	Total:			0.85					
Int1:	1:46.43	(9)	Fin:			1.80									
Fin:	2:11.87	(10)													
11	18	JACQUEMOD Ingrid	FRA	Run1:			I1-I2:			0.15			26.73	Avg.:	90.80
				Int1:	13.16	(8)	I1-I2:	1:09.39	(7)	0.79					
				Int2:	39.67	(10)	I2-I3:	23.97	(2)	0.47					
				Int3:	1:03.64	(6)	I3-Fin:	18.91	(11)	1.06					
				Fin:	1:22.55	(7)	Run2:			0.89					
				Int1:	24.10	(14)	I1-Fin:	25.24	(16)	2.06					
				Fin:	49.34	(14)	Total:			1.07					
Int1:	1:46.65	(10)	Fin:			1.82									
Fin:	2:11.89	(11)													

Number of Competitors: 29

Rank	Bib	Name	Nation	Positions			Partials			Difference		Speed	
				Pos.	Time	Rank	Pos.	Time	Rank	Time	Dist(m)	Pos.	km/h
12	30	MAZE Tina	SLO	Run1:	Int1:	13.24 (16)	I1-I2:	1:10.05 (13)	0.23	44.99	Avg.:	89.99	
				Int2:	40.01 (21)	I2-I3:	24.37 (14)	1.13					
				Int3:	1:04.38 (17)	I3-Fin:	18.91 (11)	1.21					
				Fin:	1:23.29 (15)		1.80						
				Run2:	Int1:	24.02 (10)	I1-Fin:	24.68 (7)	0.81				
	Fin:	48.70 (9)		1.42									
		Total:	Int1:	1:47.31 (12)		1.73							
			Fin:	2:11.99 (12)		1.92							
13	14	SCHNARF Johanna	ITA	Run1:	Int1:	13.15 (7)	I1-I2:	1:10.62 (18)	0.14	56.67	Avg.:	89.47	
				Int2:	39.93 (19)	I2-I3:	24.78 (31)	1.05					
				Int3:	1:04.71 (21)	I3-Fin:	19.06 (19)	1.54					
				Fin:	1:23.77 (18)		2.28						
				Run2:	Int1:	23.85 (8)	I1-Fin:	24.81 (10)	0.64				
	Fin:	48.66 (8)		1.38									
		Total:	Int1:	1:47.62 (15)		2.04							
			Fin:	2:12.43 (13)		2.36							
14	13	GRAND Rabea	SUI	Run1:	Int1:	13.30 (23)	I1-I2:	1:10.54 (17)	0.29	58.36	Avg.:	89.40	
				Int2:	40.07 (23)	I2-I3:	24.56 (22)	1.19					
				Int3:	1:04.63 (18)	I3-Fin:	19.21 (25)	1.46					
				Fin:	1:23.84 (19)		2.35						
				Run2:	Int1:	24.07 (11)	I1-Fin:	24.70 (9)	0.86				
	Fin:	48.77 (10)		1.49									
		Total:	Int1:	1:47.91 (17)		2.33							
			Fin:	2:12.61 (14)		2.54							
14	9	ROBNIK Petra	SLO	Run1:	Int1:	13.29 (21)	I1-I2:	1:10.39 (16)	0.28	54.49	Avg.:	89.57	
				Int2:	39.72 (12)	I2-I3:	24.65 (25)	0.84					
				Int3:	1:04.37 (16)	I3-Fin:	19.31 (31)	1.20					
				Fin:	1:23.68 (17)		2.19						
				Run2:	Int1:	24.01 (9)	I1-Fin:	24.92 (12)	0.80				
	Fin:	48.93 (12)		1.65									
		Total:	Int1:	1:47.69 (16)		2.11							
			Fin:	2:12.61 (14)		2.54							
16	27	STECHERT Gina	GER	Run1:	Int1:	13.29 (21)	I1-I2:	1:10.63 (19)	0.28	60.29	Avg.:	89.31	
				Int2:	40.29 (26)	I2-I3:	24.38 (15)	1.41					
				Int3:	1:04.67 (20)	I3-Fin:	19.25 (26)	1.50					
				Fin:	1:23.92 (21)		2.43						
				Run2:	Int1:	24.08 (12)	I1-Fin:	25.26 (17)	0.87				
	Fin:	49.34 (14)		2.06									
		Total:	Int1:	1:48.00 (19)		2.42							
			Fin:	2:13.26 (16)		3.19							
17	3	PUENCHERA Jessica	SUI	Run1:	Int1:	13.22 (15)	I1-I2:	1:10.76 (22)	0.21	61.73	Avg.:	89.25	
				Int2:	39.80 (16)	I2-I3:	24.84 (32)	0.92					
				Int3:	1:04.64 (19)	I3-Fin:	19.34 (32)	1.47					
				Fin:	1:23.98 (23)		2.49						
				Run2:	Int1:	24.20 (16)	I1-Fin:	25.20 (15)	0.99				
	Fin:	49.40 (17)		2.12									
		Total:	Int1:	1:48.18 (22)		2.60							
			Fin:	2:13.38 (17)		3.31							

Number of Competitors: 29

Rank	Bib	Name	Nation	Positions			Partials			Difference			Speed				
				Pos.	Time	Rank	Pos.	Time	Rank	Time	Dist(m)	Pos.	km/h	Rank			
18	25	MERIGHETTI Daniela	ITA	Run1:	Int1:	13.20 (11)	I1-I2:	1:10.66 (20)	0.19	58.84	Avg.:	89.38	Int2:	40.07 (23)	I2-I3:	24.64 (24)	1.19
				Int3:	1:04.71 (21)	I3-Fin:	19.15 (20)	1.54									
				Fin:	1:23.86 (20)		2.37										
				Run2:	Int1:	24.28 (17)	I1-Fin:	25.28 (18)	1.07								
				Fin:	49.56 (18)		2.28										
Total:	Int1:	1:48.14 (20)		2.56													
Fin:	2:13.42 (18)		3.35														
19	26	LINDELL-VIKARBY J.	SWE	Run1:	Int1:	13.09 (3)	I1-I2:	1:10.07 (14)	0.08	41.81	Avg.:	90.13	Int2:	39.74 (13)	I2-I3:	24.45 (18)	0.86
				Int3:	1:04.19 (14)	I3-Fin:	18.97 (14)	1.02									
				Fin:	1:23.16 (14)		1.67										
				Run2:	Int1:	24.80 (23)	I1-Fin:	25.47 (20)	1.59								
				Fin:	50.27 (21)		2.99										
Total:	Int1:	1:47.96 (18)		2.38													
Fin:	2:13.43 (19)		3.36														
20	6	GISIN Dominique	SUI	Run1:	Int1:	13.19 (10)	I1-I2:	1:10.17 (15)	0.18	46.71	Avg.:	89.91	Int2:	39.76 (14)	I2-I3:	24.43 (17)	0.88
				Int3:	1:04.19 (14)	I3-Fin:	19.17 (22)	1.02									
				Fin:	1:23.36 (16)		1.87										
				Run2:	Int1:	24.80 (23)	I1-Fin:	25.86 (22)	1.59								
				Fin:	50.66 (22)		3.38										
Total:	Int1:	1:48.16 (21)		2.58													
Fin:	2:14.02 (20)		3.95														
21	12	BORSOTTI Camilla	ITA	Run1:	Int1:	13.26 (18)	I1-I2:	1:11.11 (25)	0.25	71.07	Avg.:	88.84	Int2:	39.98 (20)	I2-I3:	25.10 (35)	1.10
				Int3:	1:05.08 (28)	I3-Fin:	19.29 (29)	1.91									
				Fin:	1:24.37 (27)		2.88										
				Run2:	Int1:	24.58 (22)	I1-Fin:	25.64 (21)	1.37								
				Fin:	50.22 (20)		2.94										
Total:	Int1:	1:48.95 (24)		3.37													
Fin:	2:14.59 (21)		4.52														
22	24	ALCOTT Chemmy	GBR	Run1:	Int1:	13.24 (16)	I1-I2:	1:10.73 (21)	0.23	61.49	Avg.:	89.26	Int2:	40.06 (22)	I2-I3:	24.71 (29)	1.18
				Int3:	1:04.77 (23)	I3-Fin:	19.20 (24)	1.60									
				Fin:	1:23.97 (22)		2.48										
				Run2:	Int1:	25.14 (26)	I1-Fin:	25.90 (23)	1.93								
				Fin:	51.04 (24)		3.76										
Total:	Int1:	1:49.11 (25)		3.53													
Fin:	2:15.01 (22)		4.94														
23	34	SMITH Leanne	USA	Run1:	Int1:	13.35 (26)	I1-I2:	1:10.90 (23)	0.34	68.21	Avg.:	88.96	Int2:	40.35 (27)	I2-I3:	24.61 (23)	1.47
				Int3:	1:04.96 (26)	I3-Fin:	19.29 (29)	1.79									
				Fin:	1:24.25 (26)		2.76										
				Run2:	Int1:	24.40 (19)	I1-Fin:	26.54 (25)	1.19								
				Fin:	50.94 (23)		3.66										
Total:	Int1:	1:48.65 (23)		3.07													
Fin:	2:15.19 (23)		5.12														

Number of Competitors: 29

Rank	Bib	Name	Nation	Positions			Partials			Difference		Speed		
				Pos.	Time	Rank	Pos.	Time	Rank	Time	Dist(m)	Pos.	km/h	Rank
24	37	LOLOVIC Jelena	SRB	Run1:	Int1:	13.30	(23)	I1-I2:	1:12.74	(27)	0.29	110.10	Avg.:	87.11
					Int2:	40.78	(29)	I2-I3:	25.46	(36)	1.90			
					Int3:	1:06.24	(29)	I3-Fin:	19.80	(35)	3.07			
					Fin:	1:26.04	(29)				4.55			
				Run2:	Int1:	24.47	(21)	I1-Fin:	24.92	(12)	1.26			
		Fin:	49.39	(16)				2.11						
		Total:	Int1:	1:50.51	(29)				4.93					
			Fin:	2:15.43	(24)				5.36					
25	28	MARSHALL Chelsea	USA	Run1:	Int1:	13.27	(20)	I1-I2:	1:11.50	(26)	0.26	80.56	Avg.:	88.42
					Int2:	40.22	(25)	I2-I3:	24.68	(27)	1.34			
					Int3:	1:04.90	(25)	I3-Fin:	19.87	(36)	1.73			
					Fin:	1:24.77	(28)				3.28			
				Run2:	Int1:	25.23	(27)	I1-Fin:	26.01	(24)	2.02			
		Fin:	51.24	(25)				3.96						
		Total:	Int1:	1:50.00	(28)				4.42					
			Fin:	2:16.01	(25)				5.94					
26	35	ROLLAND Marion	FRA	Run1:	Int1:	13.18	(9)	I1-I2:	1:11.05	(24)	0.17	67.73	Avg.:	88.98
					Int2:	40.48	(28)	I2-I3:	24.49	(20)	1.60			
					Int3:	1:04.97	(27)	I3-Fin:	19.26	(27)	1.80			
					Fin:	1:24.23	(25)				2.74			
				Run2:	Int1:	25.38	(28)	I1-Fin:	26.90	(26)	2.17			
		Fin:	52.28	(26)				5.00						
		Total:	Int1:	1:49.61	(27)				4.03					
			Fin:	2:16.51	(26)				6.44					
27	4	FANCHINI Elena	ITA	Run1:	Int1:	13.13	(5)	I1-I2:	1:09.92	(11)	0.12	39.11	Avg.:	90.25
					Int2:	39.62	(9)	I2-I3:	24.52	(21)	0.74			
					Int3:	1:04.14	(13)	I3-Fin:	18.91	(11)	0.97			
					Fin:	1:23.05	(12)				1.56			
				Run2:	Int1:	26.19	(29)	I1-Fin:	27.80	(27)	2.98			
		Fin:	53.99	(27)				6.71						
		Total:	Int1:	1:49.24	(26)				3.66					
			Fin:	2:17.04	(27)				6.97					
28	29	MARCHAND-ARVIER M.	FRA	Run1:	Int1:	13.10	(4)	I1-I2:	1:09.99	(12)	0.09	40.09	Avg.:	90.21
					Int2:	39.86	(18)	I2-I3:	24.21	(8)	0.98			
					Int3:	1:04.07	(12)	I3-Fin:	19.02	(17)	0.90			
					Fin:	1:23.09	(13)				1.60			
				Run2:	Int1:	24.12	(15)	I1-Fin:	38.54	(28)	0.91			
		Fin:	1:02.66	(28)				15.38						
		Total:	Int1:	1:47.21	(11)				1.63					
			Fin:	2:25.75	(28)				15.68					
29	1	DESFORGES Emilie	CAN	Run1:	Int1:	13.34	(25)	I1-I2:	1:09.39	(7)	0.33	31.21	Avg.:	90.60
					Int2:	39.76	(14)	I2-I3:	24.12	(6)	0.88			
					Int3:	1:03.88	(10)	I3-Fin:	18.85	(9)	0.71			
					Fin:	1:22.73	(11)				1.24			
				Run2:	Int1:	24.84	(25)	I1-Fin:	41.34	(29)	1.63			
		Fin:	1:06.18	(29)				18.90						
		Total:	Int1:	1:47.57	(14)				1.99					
			Fin:	2:28.91	(29)				18.84					

LEGEND							
<b>Pos</b>	Intermediate or Speed Position	<b>Total</b>	First + Second Run	<b>Int3:</b>	Intermediate 3	<b>Run1</b>	First Run
<b>Avg.</b>	Average Speed for the race	<b>Int1:</b>	Intermediate 1	<b>Run2</b>	Second Run	<b>Fin:</b>	Finish
<b>Dist(m)</b>	Distance behind the first	<b>Int2:</b>	Intermediate 2				





**AUDI FIS SKI WORLD CUP 2007/08**  
**Whistler, BC (CAN)**



**2nd LADIES' SUPER COMBINED – SLALOM**  
**PERFORMANCE ANALYSIS 2**

SUN 24 FEB 2008

Number of Competitors: 40

Bib	Name	Nation	Positions			Partials			Difference			Speed		
			Pos.	Time	Rank	Pos.	Time	Rank	Time	Dist(m)	Pos.	km/h	Rank	
1	DESFORGES Emilie	CAN	Run1:	Int1:	13.34	(34)	I1-I2:	1:09.39	(8)	0.33	31.21	Avg.:	90.60	
				Int2:	39.76	(16)		I2-I3:	24.12	(6)				0.88
				Int3:	1:03.88	(11)		I3-Fin:	18.85	(9)				0.71
			Fin:	1:22.73	(12)				1.24					
			Run2:	Int1:	24.84	(25)	I1-Fin:	41.34	(29)	1.63				
				Fin:	1:06.18	(29)		18.90						
Total:	Int1:	1:47.57		(14)	1.99									
		Fin:	2:28.91	(29)	18.84									
2	FISCHBACHER Andrea	AUT	Run1:	Int1:	13.21	(18)	I1-I2:	1:09.21	(4)	0.20	23.49	Avg.:	90.94	
				Int2:	39.45	(5)		I2-I3:	24.15	(7)				0.57
				Int3:	1:03.60	(5)		I3-Fin:	18.82	(6)				0.43
			Fin:	1:22.42	(6)				0.93					
			Run2:	Int1:	23.73	(7)	I1-Fin:	25.08	(14)	0.52				
				Fin:	48.81	(11)		1.53						
Total:	Int1:	1:46.15		(5)	0.57									
		Fin:	2:11.23	(8)	1.16									
3	PUENCHERA Jessica	SUI	Run1:	Int1:	13.22	(21)	I1-I2:	1:10.76	(24)	0.21	61.73	Avg.:	89.25	
				Int2:	39.80	(19)		I2-I3:	24.84	(32)				0.92
				Int3:	1:04.64	(21)		I3-Fin:	19.34	(32)				1.47
			Fin:	1:23.98	(25)				2.49					
			Run2:	Int1:	24.20	(16)	I1-Fin:	25.20	(15)	0.99				
				Fin:	49.40	(17)		2.12						
Total:	Int1:	1:48.18		(22)	2.60									
		Fin:	2:13.38	(17)	3.31									
4	FANCHINI Elena	ITA	Run1:	Int1:	13.13	(6)	I1-I2:	1:09.92	(13)	0.12	39.11	Avg.:	90.25	
				Int2:	39.62	(11)		I2-I3:	24.52	(21)				0.74
				Int3:	1:04.14	(15)		I3-Fin:	18.91	(11)				0.97
			Fin:	1:23.05	(13)				1.56					
			Run2:	Int1:	26.19	(30)	I1-Fin:	27.80	(27)	2.98				
				Fin:	53.99	(27)		6.71						
Total:	Int1:	1:49.24		(26)	3.66									
		Fin:	2:17.04	(27)	6.97									
5	COOK Stacey	USA	Run1:	Int1:	13.18	(14)	I1-I2:	1:11.58	(31)	0.17	80.32	Avg.:	88.43	
				Int2:	41.39	(37)		I2-I3:	24.47	(19)				2.51
				Int3:	1:05.86	(35)		I3-Fin:	18.90	(10)				2.69
			Fin:	1:24.76	(31)				3.27					
			Run2:	Int1:	25.17	(27)	I1-Fin:			1.96				
				Fin:	DNF									
Total:	Int1:	DNF												
		Fin:	DNF											

**Number of Competitors: 40**

Bib	Name	Nation	Positions			Partials			Difference		Speed		
			Pos.	Time	Rank	Pos.	Time	Rank	Time	Dist(m)	Pos.	km/h	Rank
6	GISIN Dominique	SUI	Run1:	Int1:	13.19	(16)	I1-I2:	1:10.17	(17)	0.18	46.71	Avg.:	89.91
				Int2:	39.76	(16)	I2-I3:	24.43	(17)	0.88			
				Int3:	1:04.19	(16)	I3-Fin:	19.17	(22)	1.02			
				Fin:	1:23.36	(18)				1.87			
			Run2:	Int1:	24.80	(23)	I1-Fin:	25.86	(22)	1.59			
				Fin:	50.66	(22)				3.38			
			Total:	Int1:	1:48.16	(21)				2.58			
	Fin:	2:14.02	(20)				3.95						
7	JANYK Britt	CAN	Run1:	Int1:	13.22	(21)	I1-I2:	1:09.26	(6)	0.21	24.99	Avg.:	90.87
				Int2:	39.24	(2)	I2-I3:	24.27	(10)	0.36			
				Int3:	1:03.51	(4)	I3-Fin:	18.97	(14)	0.34			
				Fin:	1:22.48	(7)				0.99			
			Run2:	Int1:			I1-Fin:						
				Fin:	DNS								
			Total:	Int1:									
	Fin:	DNS											
8	SPONRING Christine	AUT	Run1:	Int1:	13.30	(30)	I1-I2:			0.29		Avg.:	
				Int2:			I2-I3:						
				Int3:			I3-Fin:						
				Fin:	DNF								
			Run2:	Int1:			I1-Fin:						
				Fin:	DNF								
			Total:	Int1:									
	Fin:	DNF											
9	ROBNIK Petra	SLO	Run1:	Int1:	13.29	(28)	I1-I2:	1:10.39	(18)	0.28	54.49	Avg.:	89.57
				Int2:	39.72	(14)	I2-I3:	24.65	(25)	0.84			
				Int3:	1:04.37	(18)	I3-Fin:	19.31	(31)	1.20			
				Fin:	1:23.68	(19)				2.19			
			Run2:	Int1:	24.01	(9)	I1-Fin:	24.92	(12)	0.80			
				Fin:	48.93	(12)				1.65			
			Total:	Int1:	1:47.69	(16)				2.11			
	Fin:	2:12.61	(14)				2.54						
10	BRYDON Emily	CAN	Run1:	Int1:	13.21	(18)	I1-I2:	1:08.81	(2)	0.20	13.45	Avg.:	91.38
				Int2:	39.68	(13)	I2-I3:	23.97	(2)	0.80			
				Int3:	1:03.65	(8)	I3-Fin:	18.37	(2)	0.48			
				Fin:	1:22.02	(3)				0.53			
			Run2:	Int1:	24.41	(20)	I1-Fin:	25.44	(19)	1.20			
				Fin:	49.85	(19)				2.57			
			Total:	Int1:	1:46.43	(9)				0.85			
	Fin:	2:11.87	(10)				1.80						
11	GOERGL Elisabeth	AUT	Run1:	Int1:	13.21	(18)	I1-I2:	1:09.41	(10)	0.20	28.48	Avg.:	90.72
				Int2:	39.51	(7)	I2-I3:	24.10	(5)	0.63			
				Int3:	1:03.61	(6)	I3-Fin:	19.01	(16)	0.44			
				Fin:	1:22.62	(10)				1.13			
			Run2:	Int1:	23.51	(4)	I1-Fin:	24.50	(5)	0.30			
				Fin:	48.01	(3)				0.73			
			Total:	Int1:	1:46.13	(4)				0.55			
	Fin:	2:10.63	(5)				0.56						

Number of Competitors: 40

Bib	Name	Nation	Positions			Partials			Difference		Speed			
			Pos.	Time	Rank	Pos.	Time	Rank	Time	Dist(m)	Pos.	km/h	Rank	
12	<b>BORSOTTI Camilla</b>	ITA	Run1:	Int1:	13.26	(25)	I1-I2:	1:11.11	(28)	0.25	71.07	Avg.:	88.84	
				Int2:	39.98	(23)		I2-I3:	25.10	(35)				1.10
				Int3:	1:05.08	(31)		I3-Fin:	19.29	(29)				1.91
			Fin:	1:24.37	(30)	I1-Fin:	25.64	(21)	2.88					
			Run2:	Int1:	24.58				(22)	1.37				
				Fin:	50.22				(20)	2.94				
			Total:	Int1:	1:48.95	(24)	3.37							
Fin:	2:14.59	(21)	4.52											
13	<b>GRAND Rabea</b>	SUI	Run1:	Int1:	13.30	(30)	I1-I2:	1:10.54	(19)	0.29	58.36	Avg.:	89.40	
				Int2:	40.07	(26)		I2-I3:	24.56	(22)				1.19
				Int3:	1:04.63	(20)		I3-Fin:	19.21	(25)				1.46
			Fin:	1:23.84	(21)	I1-Fin:	24.70	(9)	2.35					
			Run2:	Int1:	24.07				(11)	0.86				
				Fin:	48.77				(10)	1.49				
			Total:	Int1:	1:47.91	(17)	2.33							
Fin:	2:12.61	(14)	2.54											
14	<b>SCHNARF Johanna</b>	ITA	Run1:	Int1:	13.15	(9)	I1-I2:	1:10.62	(20)	0.14	56.67	Avg.:	89.47	
				Int2:	39.93	(22)		I2-I3:	24.78	(31)				1.05
				Int3:	1:04.71	(23)		I3-Fin:	19.06	(19)				1.54
			Fin:	1:23.77	(20)	I1-Fin:	24.81	(10)	2.28					
			Run2:	Int1:	23.85				(8)	0.64				
				Fin:	48.66				(8)	1.38				
			Total:	Int1:	1:47.62	(15)	2.04							
Fin:	2:12.43	(13)	2.36											
15	<b>AUBERT Sandrine</b>	FRA	Run1:	Int1:			I1-I2:			0.94	64.61	Avg.:	89.12	
				Int2:	39.82	(20)		I2-I3:	25.02	(33)				1.67
				Int3:	1:04.84	(27)		I3-Fin:	19.26	(27)				2.61
			Fin:	1:24.10	(27)	I1-Fin:	24.07	(2)	0.00					
			Run2:	Int1:	23.21				(1)	0.00				
				Fin:	47.28				(1)	0.00				
			Total:	Int1:	1:47.31	(12)	1.73							
Fin:	2:11.38	(9)	1.31											
16	<b>HOSP Nicole</b>	AUT	Run1:	Int1:			I1-I2:			0.57	19.74	Avg.:	91.10	
				Int2:	39.45	(5)		I2-I3:	24.00	(4)				0.28
				Int3:	1:03.45	(3)		I3-Fin:	18.82	(6)				0.78
			Fin:	1:22.27	(4)	I1-Fin:	24.69	(8)	0.23					
			Run2:	Int1:	23.44				(2)	0.85				
				Fin:	48.13				(6)	0.13				
			Total:	Int1:	1:45.71	(2)	0.13							
Fin:	2:10.40	(4)	0.33											
17	<b>VONN Lindsey</b>	USA	Run1:	Int1:	13.40	(37)	I1-I2:	1:09.22	(5)	0.39	28.48	Avg.:	90.72	
				Int2:	39.61	(10)		I2-I3:	24.27	(10)				0.73
				Int3:	1:03.88	(11)		I3-Fin:	18.74	(5)				0.71
			Fin:	1:22.62	(10)	I1-Fin:	24.41	(3)	1.13					
			Run2:	Int1:	23.61				(6)	0.40				
				Fin:	48.02				(4)	0.74				
			Total:	Int1:	1:46.23	(7)	0.65							
Fin:	2:10.64	(6)	0.57											

Number of Competitors: 40

Bib	Name	Nation	Positions			Partials			Difference		Speed		
			Pos.	Time	Rank	Pos.	Time	Rank	Time	Dist(m)	Pos.	km/h	Rank
18	JACQUEMOD Ingrid	FRA	Run1:	Int1:	13.16	(10)	I1-I2:	1:09.39	(8)	0.15	26.73	Avg.:	90.80
				Int2:	39.67	(12)	I2-I3:	23.97	(2)	0.79			
				Int3:	1:03.64	(7)	I3-Fin:	18.91	(11)	0.47			
				Fin:	1:22.55	(8)				1.06			
			Run2:	Int1:	24.10	(14)	I1-Fin:	25.24	(16)	0.89			
				Fin:	49.34	(14)				2.06			
			Total:	Int1:	1:46.65	(10)				1.07			
	Fin:	2:11.89	(11)				1.82						
19	SCHILD Marlies	AUT	Run1:	Int1:	13.13	(6)	I1-I2:	1:09.45	(11)	0.12	27.48	Avg.:	90.76
				Int2:	39.51	(7)	I2-I3:	24.25	(9)	0.63			
				Int3:	1:03.76	(10)	I3-Fin:	18.82	(6)	0.59			
				Fin:	1:22.58	(9)				1.09			
			Run2:	Int1:	23.58	(5)	I1-Fin:	24.00	(1)	0.37			
				Fin:	47.58	(2)				0.30			
			Total:	Int1:	1:46.16	(6)				0.58			
	Fin:	2:10.16	(2)				0.09						
20	MANCUSO Julia	USA	Run1:	Int1:	13.01	(1)	I1-I2:	1:08.90	(3)	0.00	10.68	Avg.:	91.51
				Int2:	38.88	(1)	I2-I3:	24.31	(12)	0.00			
				Int3:	1:03.19	(2)	I3-Fin:	18.72	(4)	0.02			
				Fin:	1:21.91	(2)				0.42			
			Run2:	Int1:	24.39	(18)	I1-Fin:	24.82	(11)	1.18			
				Fin:	49.21	(13)				1.93			
			Total:	Int1:	1:46.30	(8)				0.72			
	Fin:	2:11.12	(7)				1.05						
21	PAERSON Anja	SWE	Run1:	Int1:	13.01	(1)	I1-I2:	1:09.31	(7)	0.00	20.99	Avg.:	91.05
				Int2:	39.40	(4)	I2-I3:	24.33	(13)	0.52			
				Int3:	1:03.73	(9)	I3-Fin:	18.59	(3)	0.56			
				Fin:	1:22.32	(5)				0.83			
			Run2:	Int1:	23.48	(3)	I1-Fin:	24.58	(6)	0.27			
				Fin:	48.06	(5)				0.78			
			Total:	Int1:	1:45.80	(3)				0.22			
	Fin:	2:10.38	(3)				0.31						
22	RIESCH Maria	GER	Run1:	Int1:	13.26	(25)	I1-I2:	1:08.23	(1)	0.25	0.00	Avg.:	91.98
				Int2:	39.35	(3)	I2-I3:	23.82	(1)	0.47			
				Int3:	1:03.17	(1)	I3-Fin:	18.32	(1)	0.00			
				Fin:	1:21.49	(1)				0.00			
			Run2:	Int1:	24.09	(13)	I1-Fin:	24.49	(4)	0.88			
				Fin:	48.58	(7)				1.30			
			Total:	Int1:	1:45.58	(1)				0.00			
	Fin:	2:10.07	(1)				0.00						
23	REVILLET Aurelie	FRA	Run1:	Int1:	13.30	(30)	I1-I2:	1:11.53	(30)	0.29	81.97	Avg.:	88.36
				Int2:	41.13	(36)	I2-I3:	24.66	(26)	2.25			
				Int3:	1:05.79	(34)	I3-Fin:	19.04	(18)	2.62			
				Fin:	1:24.83	(34)				3.34			
			Run2:	Int1:			I1-Fin:						
				Fin:	DNS								
			Total:	Int1:									
	Fin:	DNS											

Number of Competitors: 40

Bib	Name	Nation	Positions			Partials			Difference		Speed		
			Pos.	Time	Rank	Pos.	Time	Rank	Time	Dist(m)	Pos.	km/h	Rank
24	ALCOTT Chemmy	GBR	Run1:	Int1:	13.24	(23)	I1-I2:	1:10.73	(23)	0.23	61.49	Avg.:	89.26
				Int2:	40.06	(25)	I2-I3:	24.71	(29)	1.18			
				Int3:	1:04.77	(25)	I3-Fin:	19.20	(24)	1.60			
				Fin:	1:23.97	(24)				2.48			
			Run2:	Int1:	25.14	(26)	I1-Fin:	25.90	(23)	1.93			
				Fin:	51.04	(24)				3.76			
	Total:	Int1:	1:49.11	(25)				3.53					
		Fin:	2:15.01	(22)				4.94					
25	MERIGHETTI Daniela	ITA	Run1:	Int1:	13.20	(17)	I1-I2:	1:10.66	(22)	0.19	58.84	Avg.:	89.38
				Int2:	40.07	(26)	I2-I3:	24.64	(24)	1.19			
				Int3:	1:04.71	(23)	I3-Fin:	19.15	(20)	1.54			
				Fin:	1:23.86	(22)				2.37			
			Run2:	Int1:	24.28	(17)	I1-Fin:	25.28	(18)	1.07			
				Fin:	49.56	(18)				2.28			
	Total:	Int1:	1:48.14	(20)				2.56					
		Fin:	2:13.42	(18)				3.35					
26	LINDELL-VIKARBY Jessica	SWE	Run1:	Int1:	13.09	(4)	I1-I2:	1:10.07	(16)	0.08	41.81	Avg.:	90.13
				Int2:	39.74	(15)	I2-I3:	24.45	(18)	0.86			
				Int3:	1:04.19	(16)	I3-Fin:	18.97	(14)	1.02			
				Fin:	1:23.16	(16)				1.67			
			Run2:	Int1:	24.80	(23)	I1-Fin:	25.47	(20)	1.59			
				Fin:	50.27	(21)				2.99			
	Total:	Int1:	1:47.96	(18)				2.38					
		Fin:	2:13.43	(19)				3.36					
27	STECHERT Gina	GER	Run1:	Int1:	13.29	(28)	I1-I2:	1:10.63	(21)	0.28	60.29	Avg.:	89.31
				Int2:	40.29	(30)	I2-I3:	24.38	(15)	1.41			
				Int3:	1:04.67	(22)	I3-Fin:	19.25	(26)	1.50			
				Fin:	1:23.92	(23)				2.43			
			Run2:	Int1:	24.08	(12)	I1-Fin:	25.26	(17)	0.87			
				Fin:	49.34	(14)				2.06			
	Total:	Int1:	1:48.00	(19)				2.42					
		Fin:	2:13.26	(16)				3.19					
28	MARSHALL Chelsea	USA	Run1:	Int1:	13.27	(27)	I1-I2:	1:11.50	(29)	0.26	80.56	Avg.:	88.42
				Int2:	40.22	(29)	I2-I3:	24.68	(27)	1.34			
				Int3:	1:04.90	(28)	I3-Fin:	19.87	(36)	1.73			
				Fin:	1:24.77	(32)				3.28			
			Run2:	Int1:	25.23	(28)	I1-Fin:	26.01	(24)	2.02			
				Fin:	51.24	(25)				3.96			
	Total:	Int1:	1:50.00	(29)				4.42					
		Fin:	2:16.01	(25)				5.94					
29	MARCHAND-ARVIER Marie	FRA	Run1:	Int1:	13.10	(5)	I1-I2:	1:09.99	(14)	0.09	40.09	Avg.:	90.21
				Int2:	39.86	(21)	I2-I3:	24.21	(8)	0.98			
				Int3:	1:04.07	(14)	I3-Fin:	19.02	(17)	0.90			
				Fin:	1:23.09	(15)				1.60			
			Run2:	Int1:	24.12	(15)	I1-Fin:	38.54	(28)	0.91			
				Fin:	1:02.66	(28)				15.38			
	Total:	Int1:	1:47.21	(11)				1.63					
		Fin:	2:25.75	(28)				15.68					

Number of Competitors: 40

Bib	Name	Nation	Positions			Partials			Difference		Speed		
			Pos.	Time	Rank	Pos.	Time	Rank	Time	Dist(m)	Pos.	km/h	Rank
30	MAZE Tina	SLO	Run1:	Int1:	13.24	(23)	I1-I2:	1:10.05	(15)	0.23	44.99	Avg.:	89.99
				Int2:	40.01	(24)	I2-I3:	24.37	(14)	1.13			
				Int3:	1:04.38	(19)	I3-Fin:	18.91	(11)	1.21			
				Fin:	1:23.29	(17)				1.80			
			Run2:	Int1:	24.02	(10)	I1-Fin:	24.68	(7)	0.81			
	Fin:	48.70	(9)				1.42						
	Total:	Int1:	1:47.31	(12)				1.73					
		Fin:	2:11.99	(12)				1.92					
31	GOETSCHL Renate	AUT	Run1:	Int1:	13.17	(13)	I1-I2:	1:09.91	(12)	0.16	39.85	Avg.:	90.22
				Int2:	39.54	(9)	I2-I3:	24.39	(16)	0.66			
				Int3:	1:03.93	(13)	I3-Fin:	19.15	(20)	0.76			
				Fin:	1:23.08	(14)				1.59			
			Run2:	Int1:			I1-Fin:						
	Fin:	DNS											
	Total:	Int1:											
		Fin:	DNS										
32	VANDERBEEK Kelly	CAN	Run1:	Int1:	13.16	(10)	I1-I2:	1:10.83	(25)	0.15	61.97	Avg.:	89.24
				Int2:	40.12	(28)	I2-I3:	24.70	(28)	1.24			
				Int3:	1:04.82	(26)	I3-Fin:	19.17	(22)	1.65			
				Fin:	1:23.99	(26)				2.50			
			Run2:	Int1:			I1-Fin:						
	Fin:	DNS											
	Total:	Int1:											
		Fin:	DNS										
33	POLESCHUK Danielle	CAN	Run1:	Int1:	13.13	(6)	I1-I2:	1:11.66	(32)	0.12	81.03	Avg.:	88.40
				Int2:	40.48	(32)	I2-I3:	24.72	(30)	1.60			
				Int3:	1:05.20	(32)	I3-Fin:	19.59	(34)	2.03			
				Fin:	1:24.79	(33)				3.30			
			Run2:	Int1:			I1-Fin:						
	Fin:	DNS											
	Total:	Int1:											
		Fin:	DNS										
34	SMITH Leanne	USA	Run1:	Int1:	13.35	(35)	I1-I2:	1:10.90	(26)	0.34	68.21	Avg.:	88.96
				Int2:	40.35	(31)	I2-I3:	24.61	(23)	1.47			
				Int3:	1:04.96	(29)	I3-Fin:	19.29	(29)	1.79			
				Fin:	1:24.25	(29)				2.76			
			Run2:	Int1:	24.40	(19)	I1-Fin:	26.54	(25)	1.19			
	Fin:	50.94	(23)				3.66						
	Total:	Int1:	1:48.65	(23)				3.07					
		Fin:	2:15.19	(23)				5.12					
35	ROLLAND Marion	FRA	Run1:	Int1:	13.18	(14)	I1-I2:	1:11.05	(27)	0.17	67.73	Avg.:	88.98
				Int2:	40.48	(32)	I2-I3:	24.49	(20)	1.60			
				Int3:	1:04.97	(30)	I3-Fin:	19.26	(27)	1.80			
				Fin:	1:24.23	(28)				2.74			
			Run2:	Int1:	25.38	(29)	I1-Fin:	26.90	(26)	2.17			
	Fin:	52.28	(26)				5.00						
	Total:	Int1:	1:49.61	(27)				4.03					
		Fin:	2:16.51	(26)				6.44					



**AUDI FIS SKI WORLD CUP 2007/08**  
**Whistler, BC (CAN)**



2nd LADIES' SUPER COMBINED – SLALOM  
**PERFORMANCE ANALYSIS 2**

SUN 24 FEB 2008

**Number of Competitors: 40**

Bib	Name	Nation	Positions			Partials			Difference		Speed		
			Pos.	Time	Rank	Pos.	Time	Rank	Time	Dist(m)	Pos.	km/h	Rank
36	COLETTI Alexandra	MON	Run1:	Int1:	13.36	(36)	I1-I2:	1:11.68	(33)	0.35			
				Int2:	40.61	(34)	I2-I3:	25.03	(34)	1.73			
				Int3:	1:05.64	(33)	I3-Fin:	19.40	(33)	2.47			
				Fin:	1:25.04	(35)				3.55	86.91	Avg.:	88.14
			Run2:	Int1:			I1-Fin:						
			Fin:	DNS									
			Total:	Int1:									
				Fin:	DNS								
37	LOLOVIC Jelena	SRB	Run1:	Int1:	13.30	(30)	I1-I2:	1:12.74	(34)	0.29			
				Int2:	40.78	(35)	I2-I3:	25.46	(36)	1.90			
				Int3:	1:06.24	(36)	I3-Fin:	19.80	(35)	3.07			
				Fin:	1:26.04	(36)				4.55	110.10	Avg.:	87.11
			Run2:	Int1:	24.47	(21)	I1-Fin:	24.92	(12)	1.26			
			Fin:	49.39	(16)				2.11				
			Total:	Int1:	1:50.51	(30)			4.93				
				Fin:	2:15.43	(24)			5.36				
38	SKRYABINA Anastasiya	UKR	Run1:	Int1:	13.81	(38)	I1-I2:			0.80			
				Int2:			I2-I3:						
				Int3:			I3-Fin:						
				Fin:	DNF							Avg.:	
			Run2:	Int1:			I1-Fin:						
			Fin:	DNF									
			Total:	Int1:									
				Fin:	DNF								
39	RUIZ CASTILLO Carolina	SPA	Run1:	Int1:	13.16	(10)	I1-I2:			0.15			
				Int2:	39.79	(18)	I2-I3:			0.91			
				Int3:			I3-Fin:						
				Fin:	DNF							Avg.:	
			Run2:	Int1:			I1-Fin:						
			Fin:	DNF									
			Total:	Int1:									
				Fin:	DNF								
40	FANCHINI Nadia	ITA	Run1:	Int1:	13.08	(3)	I1-I2:			0.07			
				Int2:			I2-I3:						
				Int3:			I3-Fin:						
				Fin:	DNF							Avg.:	
			Run2:	Int1:			I1-Fin:						
			Fin:	DNF									
			Total:	Int1:									
				Fin:	DNF								

LEGEND							
<b>Pos</b>	Intermediate or Speed Position	<b>Total</b>	First + Second Run	<b>Int3:</b>	Intermediate 3	<b>Run2</b>	Second Run
<b>Avg.</b>	Average Speed for the race	<b>Int1:</b>	Intermediate 1	<b>DNF</b>	Did Not Finish	<b>Run1</b>	First Run
<b>Dist(m)</b>	Distance behind the first	<b>Int2:</b>	Intermediate 2	<b>DNS</b>	Did Not Start	<b>Fin:</b>	Finish

24-02-2008 / Whistler, BC (CAN) / 5978

Page 7/7

Data Processing by LONGINES

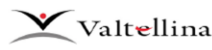
www.fis-ski.com

LONGINES Timing

Generation Date: SUN 24 FEB 2008

Time: 14:43

Document: 77B 1.0



Printed by XEROX



# AUDI FIS SKI WORLD CUP 2007/08



## AFTER 2nd LADIES' SUPER COMBINED SUPER COMBINED FIS WCSL LIST

Number of Competitors: 55

22 DEC 2007 St. Anton – Arlberg (AUT)  
24 FEB 2008 Whistler, BC (CAN)

Rank	FIS Code	Name	Nation	1	2	Base	- X	+ Y	= WCSL-SC
1	206001	RIESCH Maria	GER	80	100	48	32	180	196
2	537545	MANCUSO Julia	USA	60	36	275	183	96	188
3	55590	SCHILD Marlies	AUT	-	80	280	187	80	173
4	537544	VONN Lindsey	USA	100	40	80	53	140	167
5	55690	HOSP Nicole	AUT	-	50	230	153	50	127
6	505483	PAERSON Anja	SWE	-	60	150	100	60	110
7	195671	JACQUEMOD Ingrid	FRA	29	24	95	63	53	85
8	55838	ZETTEL Kathrin	AUT	45	-	105	70	45	80
9	105997	BRYDON Emily	CAN	18	26	102	68	44	78
10	195972	AUBERT Sandrine	FRA	45	29	8	5	74	77
11	55576	GOERGL Elisabeth	AUT	-	45	78	52	45	71
12	565261	ROBNIK Petra	SLO	22	18	60	40	40	60
13	515692	GRAND Rabea	SUI	26	18	40	27	44	57
14	55759	KIRCHGASSER Michaela	AUT	-	-	152	101	-	51
15	55947	FENNINGER Anna	AUT	50	-	-	-	50	50
16	155415	ZAHROBSKA Sarka	CZE	-	-	147	98	-	49
17	297134	BORSOTTI Camilla	ITA	36	10	4	3	46	47
18	296427	SCHNARF Johanna	ITA	-	20	60	40	20	40
18	55691	SPONRAR Christine	AUT	32	-	24	16	32	40
18	537772	STIEGLER Resi	USA	-	-	119	79	-	40
21	55750	FISCHBACHER Andrea	AUT	-	32	13	9	32	36
22	565243	MAZE Tina	SLO	-	22	37	25	22	34
23	515587	PUENCHERA Jessica	SUI	16	14	5	3	30	32
24	537582	COOK Stacey	USA	20	-	26	17	20	29
25	225206	ALCOTT Chemmy	GBR	-	9	52	35	9	26
26	55898	BREM Eva-Maria	AUT	24	-	2	1	24	25
27	296008	MERIGHETTI Daniela	ITA	-	13	31	21	13	23
28	537626	RICHARDSON Kaylin	USA	-	-	62	41	-	21
29	206175	STECHELT Gina	GER	-	15	9	6	15	18
30	196573	REVILLET Aurelie	FRA	15	-	2	1	15	16
31	505449	BENT Nike	SWE	-	-	46	31	-	15
32	206035	CHMELAR Fanny	GER	-	-	43	29	-	14
32	515747	GISIN Dominique	SUI	-	11	9	6	11	14
32	505632	LINDELL-VIKARBY Jessica	SWE	-	12	5	3	12	14
32	355050	WEIRATHER Tina	LIE	-	-	42	28	-	14







# AUDI FIS SKI WORLD CUP 2007/08



## AFTER 2nd LADIES' SUPER COMBINED SUPER COMBINED FIS WCSL LIST

Number of Competitors: 55

22 DEC 2007 St. Anton – Arlberg (AUT)  
24 FEB 2008 Whistler, BC (CAN)

Rank	FIS Code	Name	Nation	1	2	Base	- X	+ Y	= WCSL-SC
36	196460	MARCHAND-ARVIER Marie	FRA	-	-	40	27	-	13
36	705287	ZUZULOVA Veronika	SVK	-	-	40	27	-	13
38	565278	RABIC Urska	SLO	-	-	36	24	-	12
39	185140	POUTIAINEN Tanja	FIN	-	-	32	21	-	11
40	196726	BARTHET Anne-Sophie	FRA	-	-	28	19	-	9
40	505187	OTTOSSON Anna	SWE	-	-	26	17	-	9
40	106666	RUBENS Shona	CAN	-	-	26	17	-	9
43	538305	SMITH Leanne	USA	-	8	-	-	8	8
44	106527	ACTON Brigitte	CAN	-	-	20	13	-	7
44	515348	BORGHİ Catherine	SUI	-	-	22	15	-	7
44	315149	LOLOVIC Jelena	SRB	-	7	-	-	7	7
47	106022	JANYK Britt	CAN	-	-	18	12	-	6
47	538038	MARSHALL Chelsea	USA	-	6	-	-	6	6
49	55913	MOSER Stefanie	AUT	-	-	14	9	-	5
49	195983	ROLLAND Marion	FRA	-	5	-	-	5	5
51	296472	FANCHINI Elena	ITA	-	4	-	-	4	4
52	106410	DESFORGES Emilie	CAN	-	-	6	4	-	2
52	515774	WOLF Tamara	SUI	-	-	5	3	-	2
54	205993	HOELZL Kathrin	GER	-	-	2	1	-	1
54	196412	WEYRICH Clothilde	FRA	-	-	3	2	-	1

### Number of Competitors per Nation until 60th position

AUT : 10	CAN : 5	CZE : 1	FIN : 1	FRA : 7	GBR : 1
GER : 4	ITA : 4	LIE : 1	SLO : 3	SRB : 1	SUI : 5
SVK : 1	SWE : 4	USA : 7			

#### LEGEND

**Base** Last season WCSL points  
**X** (Base / number of planned races in the current season) \* number of completed races in the current season  
**Y** WC points won in the current season  
**WCSL-SC** World Cup Start List points for Super Combined

24-02-2008 / Whistler, BC (CAN) / 6806

Page 2/2

www.fis-ski.com

Generation Date: SUN 24 FEB 2008

Time: 14:43

Document: 60A 1.0





# AUDI FIS SKI WORLD CUP 2007/08



## AFTER 2nd LADIES' SUPER COMBINED OVERALL FIS WCSL LIST

Number of Competitors: 158

Rank	FIS Code	Name	Nation	WCSL	DH	SL	GS	SG	SC
1	55690	HOSP Nicole	AUT	1450	155 (16)	549 (2)	364 (3)	255 (6)	127 (5)
2	55590	SCHILD Marlies	AUT	1313	193 (13)	708 (1)	171 (13)	68 (22)	173 (3)
3	537544	VONN Lindsey	USA	1293	749 (1)	35 (37)	104 (16)	238 (8)	167 (4)
4	537545	MANCUSO Julia	USA	1190	344 (6)	78 (27)	333 (6)	247 (7)	188 (2)
5	206001	RIESCH Maria	GER	1098	230 (12)	263 (8)	54 (28)	355 (1)	196 (1)
6	505483	PAERSON Anja	SWE	1079	374 (3)	168 (12)	156 (14)	271 (5)	110 (6)
7	55576	GOERGL Elisabeth	AUT	1050	232 (11)	30 (40)	422 (2)	295 (3)	71 (11)
8	185140	POUTIAINEN Tanja	FIN	894	–	522 (3)	361 (4)	–	11 (39)
9	55069	GOETSCHL Renate	AUT	877	516 (2)	–	14 (48)	347 (2)	–
10	295445	KARBON Denise	ITA	667	–	59 (31)	608 (1)	–	–
11	55838	ZETTEL Kathrin	AUT	611	–	252 (9)	248 (8)	31 (32)	80 (8)
12	195671	JACQUEMOD Ingrid	FRA	608	261 (8)	–	194 (11)	68 (22)	85 (7)
13	155415	ZAHROBSKA Sarka	CZE	606	–	433 (5)	88 (17)	36 (29)	49 (16)
14	105997	BRYDON Emily	CAN	598	241 (9)	–	2 (67)	277 (4)	78 (9)
15	106022	JANYK Britt	CAN	589	372 (4)	–	2 (67)	209 (12)	6 (47)
16	705287	ZUZULOVA Veronika	SVK	524	–	494 (4)	17 (42)	–	13 (36)
17	515170	STYGER Nadia	SUI	477	335 (7)	–	–	142 (15)	–
18	106402	VANDERBEEK Kelly	CAN	459	345 (5)	–	–	114 (19)	–
19	55750	FISCHBACHER Andrea	AUT	452	138 (17)	10 (59)	47 (30)	221 (10)	36 (21)
19	296259	MOELGG Manuela	ITA	452	–	117 (18)	335 (5)	–	–
21	505610	BORSSEN Therese	SWE	405	–	388 (6)	17 (42)	–	–
22	205993	HOELZL Kathrin	GER	376	–	101 (20)	274 (7)	–	1 (54)
23	55669	HOLAUS Maria	AUT	370	234 (10)	–	–	136 (16)	–
24	55759	KIRCHGASSER Michaela	AUT	365	–	129 (16)	185 (12)	–	51 (14)
25	515560	SCHILD Martina	SUI	352	130 (21)	–	–	222 (9)	–
26	505760	PIETILAE–HOLMNER Maria	SWE	346	–	145 (14)	201 (10)	–	–
27	55212	MEISSNITZER Alexandra	AUT	326	106 (26)	–	20 (39)	200 (13)	–
28	565243	MAZE Tina	SLO	325	125 (23)	1 (73)	44 (32)	121 (18)	34 (22)
29	515573	AUFDENBLATTEN Fraenzi	SUI	316	182 (14)	–	3 (64)	131 (17)	–
29	295435	GIUS Nicole	ITA	316	–	93 (24)	223 (9)	–	–
31	296354	COSTAZZA Chiara	ITA	295	–	295 (7)	–	–	–
32	515766	SUTER Fabienne	SUI	272	36 (40)	–	23 (38)	213 (11)	–
33	537772	STIEGLER Resi	USA	241	8 (49)	146 (13)	47 (30)	–	40 (18)
34	505632	LINDELL–VIKARBY Jessica	SWE	235	1 (64)	–	77 (19)	143 (14)	14 (32)
35	495318	RUIZ CASTILLO Carolina	SPA	223	135 (20)	–	9 (54)	79 (20)	–
36	196460	MARCHAND–ARVIER Marie	FRA	221	170 (15)	–	–	38 (28)	13 (36)
37	385032	JELUSIC Ana	CRO	212	–	211 (10)	1 (75)	–	–

24-02-2008 / Whistler, BC (CAN) / 5978

Page 1/5

www.fis-ski.com

Generation Date: SUN 24 FEB 2008

Time: 14:43

Document: 60B 1.0





# AUDI FIS SKI WORLD CUP 2007/08



## AFTER 2nd LADIES' SUPER COMBINED OVERALL FIS WCSL LIST

Number of Competitors: 158

Rank	FIS Code	Name	Nation	WCSL	DH	SL	GS	SG	SC
38	385022	KOSTELIC Janica	CRO	206	48 (35)	76 (28)	59 (26)	23 (36)	-
39	425771	LOSETH Nina	NOR	198	-	186 (11)	12 (50)	-	-
40	195972	AUBERT Sandrine	FRA	170	2 (61)	91 (25)	-	-	77 (10)
40	296729	FANCHINI Nadia	ITA	170	129 (22)	-	6 (60)	35 (31)	-
42	296008	MERIGHETTI Daniela	ITA	168	136 (19)	3 (67)	-	6 (50)	23 (27)
43	515429	DUMERMUTH Monika	SUI	158	122 (24)	-	-	36 (29)	-
44	515747	GISIN Dominique	SUI	157	137 (18)	-	-	6 (50)	14 (32)
45	296472	FANCHINI Elena	ITA	135	112 (25)	-	-	19 (38)	4 (51)
45	55691	SPONRING Christine	AUT	135	28 (43)	3 (67)	-	64 (24)	40 (18)
47	537582	COOK Stacey	USA	134	50 (34)	-	3 (64)	52 (25)	29 (24)
48	515619	GINI Sandra	SUI	131	-	131 (15)	-	-	-
49	205636	BERGMANN Monika	GER	129	-	129 (16)	-	-	-
50	225206	ALCOTT Chemmy	GBR	127	43 (36)	-	44 (32)	14 (44)	26 (25)
51	295136	CECCARELLI Daniela	ITA	125	78 (28)	-	-	47 (26)	-
52	505679	HANSDOTTER Frida	SWE	118	-	110 (19)	8 (55)	-	-
53	196928	WORLEY Tessa	FRA	116	-	-	116 (15)	-	-
54	206035	CHMELAR Fanny	GER	114	3 (58)	96 (21)	-	1 (63)	14 (32)
54	505187	OTTOSSON Anna	SWE	114	-	43 (35)	61 (24)	1 (63)	9 (40)
56	516138	GUT Lara	SUI	105	60 (29)	-	-	45 (27)	-
57	55588	RUMPFHUBER Ingrid	AUT	101	100 (27)	-	-	1 (63)	-
58	206175	STECHELT Gina	GER	99	59 (30)	-	-	22 (37)	18 (29)
59	565268	DREV Ana	SLO	96	-	17 (53)	75 (20)	4 (54)	-
60	195912	DE LEYMARIE Florine	FRA	95	-	95 (22)	-	-	-
60	385027	FLEISS Nika	CRO	95	-	94 (23)	1 (75)	-	-
62	55898	BREM Eva-Maria	AUT	93	-	-	68 (22)	-	25 (26)
63	515639	CAMASTRAL Aita	SUI	91	-	91 (25)	-	-	-
64	205218	REBENBURG Viktoria	GER	89	-	-	87 (18)	2 (60)	-
65	55947	FENNINGER Anna	AUT	87	-	-	8 (55)	29 (33)	50 (15)
66	55539	BERGER Silvia	AUT	77	2 (61)	-	-	75 (21)	-
67	295342	PUTZER Karen	ITA	73	-	-	73 (21)	-	-
68	515692	GRAND Rabea	SUI	71	1 (64)	11 (58)	2 (67)	-	57 (13)
69	355040	NIGG Marina	LIE	69	-	69 (29)	-	-	-
70	196179	BERTRAND Marion	FRA	66	-	-	66 (23)	-	-
71	196016	DAUTHERIVES Claire	FRA	64	-	64 (30)	-	-	-
72	515409	BERTHOD Sylviane	SUI	63	59 (30)	-	-	4 (54)	-
73	196573	REVILLET Aurelie	FRA	62	39 (37)	-	-	7 (49)	16 (30)
74	495065	RIENDA Maria Jose	SPA	61	-	-	61 (24)	-	-





# AUDI FIS SKI WORLD CUP 2007/08



## AFTER 2nd LADIES' SUPER COMBINED OVERALL FIS WCSL LIST

Number of Competitors: 158

Rank	FIS Code	Name	Nation	WCSL	DH	SL	GS	SG	SC
74	565261	ROBNIK Petra	SLO	61	–	1 (73)	–	–	60 (12)
76	515348	BORGHI Catherine	SUI	60	53 (33)	–	–	–	7 (44)
76	536884	LUDLOW Libby	USA	60	8 (49)	–	25 (36)	27 (34)	–
78	296476	ALFIERI Camilla	ITA	58	–	–	57 (27)	1 (63)	–
78	296431	STUFFER Verena	ITA	58	58 (32)	–	–	–	–
80	515733	BONJOUR Aline	SUI	57	–	47 (34)	10 (53)	–	–
81	296427	SCHNARF Johanna	ITA	55	11 (48)	–	–	4 (54)	40 (18)
82	55596	WILHELM Kathrin	AUT	54	38 (38)	–	–	16 (39)	–
83	565315	ROBNIK Mateja	SLO	52	–	–	52 (29)	–	–
84	505449	BENT Nike	SWE	51	21 (45)	–	–	15 (42)	15 (31)
84	516005	HANGL Celina	SUI	51	–	51 (32)	–	–	–
86	206160	RIESCH Susanne	GER	50	–	50 (33)	–	–	–
87	296473	SIORPAES Wendy	ITA	49	33 (41)	–	–	16 (39)	–
88	206078	FERNSEBNER Carolin	GER	48	–	23 (49)	25 (36)	–	–
89	297134	BORSOTTI Camilla	ITA	47	–	–	–	–	47 (17)
89	106056	SIMARD Genevieve	CAN	47	–	–	37 (34)	10 (47)	–
91	355050	WEIRATHER Tina	LIE	45	3 (58)	–	27 (35)	1 (63)	14 (32)
92	538038	MARSHALL Chelsea	USA	44	38 (38)	–	–	–	6 (47)
93	537626	RICHARDSON Kaylin	USA	43	–	13 (56)	–	9 (48)	21 (28)
94	55888	TRIENDL Katrin	AUT	42	–	42 (36)	–	–	–
95	195249	PEQUEGNOT Laure	FRA	35	–	35 (37)	–	–	–
96	206099	PERNER Nina	GER	34	–	34 (39)	–	–	–
96	195983	ROLLAND Marion	FRA	34	29 (42)	–	–	–	5 (49)
98	515587	PUENCHERA Jessica	SUI	33	–	–	1 (75)	–	32 (23)
99	538305	SMITH Leanne	USA	32	8 (49)	–	–	16 (39)	8 (43)
100	295265	CERESA Annalisa	ITA	30	–	30 (40)	–	–	–
100	536138	CLARK Kirsten	USA	30	24 (44)	–	–	6 (50)	–
100	435142	KARASINSKA Katarzyna	POL	30	–	30 (40)	–	–	–
100	155194	KURFUERSTOVA Eva	CZE	30	–	30 (40)	–	–	–
104	205168	DUERR Katharina	GER	29	–	29 (44)	–	–	–
104	315149	LOLOVIC Jelena	SRB	29	–	6 (63)	16 (44)	–	7 (44)
106	205115	GERG Annemarie	GER	28	–	28 (45)	–	–	–
106	295533	RECCHIA Lucia	ITA	28	13 (47)	–	–	15 (42)	–
108	565320	FERK Marusa	SLO	27	–	24 (47)	3 (64)	–	–
109	55885	STRENG Simone	AUT	25	–	25 (46)	–	–	–
110	515806	KAMER Nadja	SUI	24	–	–	–	24 (35)	–
110	425432	MUELLER Anne Marie	NOR	24	–	24 (47)	–	–	–

24-02-2008 / Whistler, BC (CAN) / 5978

Page 3/5

www.fis-ski.com

Generation Date: SUN 24 FEB 2008

Time: 14:43

Document: 60B 1.0





# AUDI FIS SKI WORLD CUP 2007/08



## AFTER 2nd LADIES' SUPER COMBINED OVERALL FIS WCSL LIST

Number of Competitors: 158

Rank	FIS Code	Name	Nation	WCSL	DH	SL	GS	SG	SC
112	185271	LEINONEN Sanni	FIN	23	-	21 (51)	2 (67)	-	-
112	195215	VIDAL Vanessa	FRA	23	-	23 (49)	-	-	-
114	106633	GOODMAN Anna	CAN	21	-	21 (51)	-	-	-
115	196726	BARTHET Anne-Sophie	FRA	20	-	6 (63)	5 (61)	-	9 (40)
115	206173	SPRINGL Monika	GER	20	-	-	20 (39)	-	-
117	535825	KOZNICK Kristina	USA	19	-	15 (54)	4 (63)	-	-
118	196725	BARIOZ Taina	FRA	18	-	-	18 (41)	-	-
119	106527	ACTON Brigitte	CAN	17	-	8 (62)	2 (67)	-	7 (44)
119	296769	LONGHINI Hilary	ITA	17	-	-	12 (50)	5 (53)	-
119	55675	ZEISER Daniela	AUT	17	-	3 (67)	14 (48)	-	-
122	515244	CASANOVA Carmen	SUI	16	16 (46)	-	-	-	-
122	105741	FORSYTH Allison	CAN	16	-	-	15 (45)	1 (63)	-
124	296509	CURTONI Irene	ITA	15	-	15 (54)	-	-	-
124	537230	KELLEY Jessica	USA	15	-	-	15 (45)	-	-
124	538284	MCJAMES Megan	USA	15	-	-	15 (45)	-	-
124	565278	RABIC Urska	SLO	15	1 (64)	-	-	2 (60)	12 (38)
128	515997	FEIERABEND Denise	SUI	13	-	13 (56)	-	-	-
129	515849	DETLING Andrea	SUI	12	-	-	-	12 (45)	-
129	205119	HALTMAYR Petra	GER	12	-	-	-	12 (45)	-
129	196026	SANTON Aurelie	FRA	12	-	-	12 (50)	-	-
132	106666	RUBENS Shona	CAN	11	2 (61)	-	-	-	9 (40)
132	536481	SCHLEPER Sarah	USA	11	-	9 (60)	2 (67)	-	-
134	375018	COLETTI Alexandra	MON	10	8 (49)	-	-	2 (60)	-
134	515774	WOLF Tamara	SUI	10	8 (49)	-	-	-	2 (52)
136	505908	SMED Veronica	SWE	9	-	9 (60)	-	-	-
136	55538	WIRTH Katja	AUT	9	5 (55)	-	-	4 (54)	-
138	196851	BERTRAND Olivia	FRA	8	-	-	8 (55)	-	-
139	296379	GIANESINI Giulia	ITA	7	-	-	7 (58)	-	-
139	55818	KOEHLE Stefanie	AUT	7	-	-	7 (58)	-	-
139	106465	LAWRENCE Sherry	CAN	7	7 (54)	-	-	-	-
142	55970	SCHMIDHOFER Nicole	AUT	6	3 (58)	-	-	3 (58)	-
143	205806	BLIENINGER Anja	GER	5	-	5 (65)	-	-	-
143	435210	GASIENICA DANIEL A.	POL	5	-	-	5 (61)	-	-
143	55913	MOSER Stefanie	AUT	5	-	-	-	-	5 (49)
146	515478	ALPIGER Ella	SUI	4	4 (56)	-	-	-	-
146	565241	KOBAL Ana	SLO	4	-	4 (66)	-	-	-
146	536473	LALIVE Caroline	USA	4	4 (56)	-	-	-	-

24-02-2008 / Whistler, BC (CAN) / 5978

Page 4/5

www.fis-ski.com

Generation Date: SUN 24 FEB 2008

Time: 14:43

Document: 60B 1.0





# AUDI FIS SKI WORLD CUP 2007/08



## AFTER 2nd LADIES' SUPER COMBINED OVERALL FIS WCSL LIST

Number of Competitors: 158

Rank	FIS Code	Name	Nation	WCSL	DH	SL	GS	SG	SC
149	515841	BERTHOD Pascale	SUI	3	-	3 (67)	-	-	-
149	505886	KLING Kajsa	SWE	3	-	-	-	3 (58)	-
149	425629	LOESETH Lene	NOR	3	-	3 (67)	-	-	-
149	206174	STABER Veronika	GER	3	-	1 (73)	2 (67)	-	-
153	106410	DESFORGES Emilie	CAN	2	-	-	-	-	2 (52)
153	106468	LUSTENBERGER Christina	CAN	2	-	-	2 (67)	-	-
153	425458	VIKEN Line	NOR	2	-	2 (72)	-	-	-
156	196806	NOENS Nastasia	FRA	1	-	1 (73)	-	-	-
156	196412	WEYRICH Clothilde	FRA	1	-	-	-	-	1 (54)
156	155047	ZAKOURILOVA Petra	CZE	1	-	1 (73)	-	-	-

### LEGEND

SC Super Combined points SG Super-G points DH Downhill points WCSL Overall points SL Slalom points  
GS Giant Slalom points

24-02-2008 / Whistler, BC (CAN) / 5978

Page 5/5

[www.fis-ski.com](http://www.fis-ski.com)

Generation Date: SUN 24 FEB 2008

Time: 14:43

Document: 60B 1.0





# AUDI FIS SKI WORLD CUP 2007/08



## 2nd LADIES' SUPER COMBINED SUPER COMBINED FIS WORLD CUP STANDINGS

Number of Competitors: 33

22 DEC 2007 St. Anton – Arlberg (AUT)  
24 FEB 2008 Whistler, BC (CAN)

Rank	FIS Code	Name	Nation	1	2	WC-SC Diff.
1	206001	RIESCH Maria	GER	80	100	180
2	537544	VONN Lindsey	USA	100	40	140 - 40
3	537545	MANCUSO Julia	USA	60	36	96 - 84
4	55590	SCHILD Marlies	AUT	-	80	80 - 100
5	195972	AUBERT Sandrine	FRA	45	29	74 - 106
6	505483	PAERSON Anja	SWE	-	60	60 - 120
7	195671	JACQUEMOD Ingrid	FRA	29	24	53 - 127
8	55947	FENNINGER Anna	AUT	50	-	50 - 130
8	55690	HOSP Nicole	AUT	-	50	50 - 130
10	297134	BORSOTTI Camilla	ITA	36	10	46 - 134
11	55576	GOERGL Elisabeth	AUT	-	45	45 - 135
11	55838	ZETTEL Kathrin	AUT	45	-	45 - 135
13	105997	BRYDON Emily	CAN	18	26	44 - 136
13	515692	GRAND Rabea	SUI	26	18	44 - 136
15	565261	ROBNIK Petra	SLO	22	18	40 - 140
16	55750	FISCHBACHER Andrea	AUT	-	32	32 - 148
16	55691	SPONRING Christine	AUT	32	-	32 - 148
18	515587	PUENCHERA Jessica	SUI	16	14	30 - 150
19	55898	BREM Eva-Maria	AUT	24	-	24 - 156
20	565243	MAZE Tina	SLO	-	22	22 - 158
21	537582	COOK Stacey	USA	20	-	20 - 160
21	296427	SCHNARF Johanna	ITA	-	20	20 - 160
23	196573	REVILLET Aurelie	FRA	15	-	15 - 165
23	206175	STECHELT Gina	GER	-	15	15 - 165
25	296008	MERIGHETTI Daniela	ITA	-	13	13 - 167
26	505632	LINDELL-VIKARBY Jessica	SWE	-	12	12 - 168
27	515747	GISIN Dominique	SUI	-	11	11 - 169
28	225206	ALCOTT Chemmy	GBR	-	9	9 - 171
29	538305	SMITH Leanne	USA	-	8	8 - 172
30	315149	LOLOVIC Jelena	SRB	-	7	7 - 173
31	538038	MARSHALL Chelsea	USA	-	6	6 - 174
32	195983	ROLLAND Marion	FRA	-	5	5 - 175
33	296472	FANCHINI Elena	ITA	-	4	4 - 176





# AUDI FIS SKI WORLD CUP 2007/08



---

## 2nd LADIES' SUPER COMBINED SUPER COMBINED FIS WORLD CUP STANDINGS

---

<b>LEGEND</b>		
<b>WC-SC</b>	World Cup points for Super Combined	<b>Diff.</b> Points Difference

24-02-2008 / Whistler, BC (CAN) / 6806

Page 2/2

[www.fis-ski.com](http://www.fis-ski.com)

Generation Date: SUN 24 FEB 2008

Time: 14:43

Document: 25A 1.0







# AUDI FIS SKI WORLD CUP 2007/08



## 2nd LADIES' SUPER COMBINED OVERALL FIS WORLD CUP STANDINGS

Number of Competitors: 123

Rank	FIS Code	Name	Nation	Points	DH 8 races	SL 8 races	GS 6 races	SG 6 races	SC 2 races
1	537544	VONN Lindsey	USA	1103	655 (1)	22 (41)	104 (15)	182 (11)	140 (2)
2	55690	HOSP Nicole	AUT	1049	119 (19)	465 (2)	217 (6)	198 (9)	50 (8)
3	206001	RIESCH Maria	GER	981	179 (12)	249 (8)	39 (25)	334 (1)	180 (1)
4	55590	SCHILD Marlies	AUT	951	153 (13)	540 (1)	129 (12)	49 (23)	80 (4)
5	55576	GOERGL Elisabeth	AUT	922	195 (11)	22 (41)	379 (2)	281 (2)	45 (11)
6	537545	MANCUSO Julia	USA	846	232 (7)	63 (28)	253 (4)	202 (7)	96 (3)
7	505483	PAERSON Anja	SWE	819	295 (5)	118 (13)	118 (13)	228 (5)	60 (6)
8	185140	POUTIAINEN Tanja	FIN	704	–	452 (3)	252 (5)	–	–
9	55069	GOETSCHL Renate	AUT	629	368 (2)	–	–	261 (3)	–
10	295445	KARBON Denise	ITA	619	–	59 (29)	560 (1)	–	–
11	106022	JANYK Britt	CAN	530	350 (3)	–	2 (55)	178 (12)	–
12	105997	BRYDON Emily	CAN	501	203 (9)	–	–	254 (4)	44 (13)
13	195671	JACQUEMOD Ingrid	FRA	465	202 (10)	–	160 (10)	50 (22)	53 (7)
14	55838	ZETTEL Kathrin	AUT	451	–	192 (9)	189 (8)	25 (32)	45 (11)
15	705287	ZUZULOVA Veronika	SVK	431	–	421 (4)	10 (41)	–	–
16	155415	ZAHROBSKA Sarka	CZE	429	–	332 (5)	63 (21)	34 (28)	–
17	515170	STYGER Nadia	SUI	400	279 (6)	–	–	121 (16)	–
18	106402	VANDERBEEK Kelly	CAN	394	301 (4)	–	–	93 (19)	–
19	296259	MOELGG Manuela	ITA	373	–	94 (17)	279 (3)	–	–
20	55750	FISCHBACHER Andrea	AUT	358	97 (24)	5 (52)	26 (27)	198 (9)	32 (16)
21	55669	HOLAUS Maria	AUT	337	205 (8)	–	–	132 (15)	–
22	515560	SCHILD Martina	SUI	322	121 (18)	–	–	201 (8)	–
23	505610	BORSSEN Therese	SWE	316	–	303 (6)	13 (38)	–	–
24	205993	HOELZL Kathrin	GER	300	–	93 (19)	207 (7)	–	–
25	565243	MAZE Tina	SLO	269	125 (15)	–	24 (30)	98 (18)	22 (20)
26	296354	COSTAZZA Chiara	ITA	265	–	265 (7)	–	–	–
27	515573	AUFDENBLATTEN Fraenzi	SUI	257	146 (14)	–	–	111 (17)	–
27	515766	SUTER Fabienne	SUI	257	36 (34)	–	16 (35)	205 (6)	–
29	505760	PIETILAE-HOLMNER Maria	SWE	255	–	111 (14)	144 (11)	–	–
30	295435	GIUS Nicole	ITA	250	–	70 (25)	180 (9)	–	–
30	55212	MEISSNITZER Alexandra	AUT	250	70 (28)	–	14 (36)	166 (13)	–
32	505632	LINDELL-VIKARBY Jessica	SWE	216	1 (52)	–	65 (18)	138 (14)	12 (26)
33	495318	RUIZ CASTILLO Carolina	SPA	202	123 (16)	–	8 (45)	71 (20)	–
34	55759	KIRCHGASSER Michaela	AUT	177	–	94 (17)	83 (16)	–	–
35	425771	LOESETH Nina	NOR	171	–	161 (10)	10 (41)	–	–
36	195972	AUBERT Sandrine	FRA	157	2 (51)	81 (23)	–	–	74 (5)
37	537772	STIEGLER Resi	USA	156	7 (46)	111 (14)	38 (26)	–	–

24-02-2008 / Whistler, BC (CAN) / 5978

Page 1/4

www.fis-ski.com

Generation Date: SUN 24 FEB 2008

Time: 14:43

Document: 25B 1.0





# AUDI FIS SKI WORLD CUP 2007/08



## 2nd LADIES' SUPER COMBINED OVERALL FIS WORLD CUP STANDINGS

Number of Competitors: 123

Rank	FIS Code	Name	Nation	Points	DH 8 races	SL 8 races	GS 6 races	SG 6 races	SC 2 races
38	196460	MARCHAND-ARVIER Marie	FRA	155	122 (17)	-	-	33 (30)	-
39	515429	DUMERMUTH Monika	SUI	137	103 (22)	-	-	34 (28)	-
40	385032	JELUSIC Ana	CRO	135	-	135 (11)	-	-	-
41	296008	MERIGHETTI Daniela	ITA	130	112 (20)	-	-	5 (45)	13 (25)
42	295136	CECCARELLI Daniela	ITA	123	78 (27)	-	-	45 (24)	-
43	296472	FANCHINI Elena	ITA	122	100 (23)	-	-	18 (34)	4 (33)
44	296729	FANCHINI Nadia	ITA	121	104 (21)	-	-	17 (35)	-
45	515619	GINI Sandra	SUI	120	-	120 (12)	-	-	-
46	196928	WORLEY Tessa	FRA	116	-	-	116 (14)	-	-
47	505679	HANSDOTTER Frida	SWE	109	-	101 (16)	8 (45)	-	-
48	516138	GUT Lara	SUI	105	60 (29)	-	-	45 (24)	-
49	515747	GISIN Dominique	SUI	103	86 (25)	-	-	6 (44)	11 (27)
50	55691	SPONRING Christine	AUT	101	25 (41)	-	-	44 (27)	32 (16)
51	537582	COOK Stacey	USA	94	26 (39)	-	3 (54)	45 (24)	20 (21)
52	55898	BREM Eva-Maria	AUT	92	-	-	68 (17)	-	24 (19)
53	515639	CAMASTRAL Aita	SUI	91	-	91 (20)	-	-	-
54	206035	CHMELAR Fanny	GER	89	-	89 (21)	-	-	-
55	565268	DREV Ana	SLO	86	-	17 (45)	65 (18)	4 (47)	-
55	55588	RUMPFHUBER Ingrid	AUT	86	86 (25)	-	-	-	-
57	55947	FENNINGER Anna	AUT	83	-	-	4 (52)	29 (31)	50 (8)
57	206175	STECHEGERT Gina	GER	83	55 (31)	-	-	13 (39)	15 (23)
59	205636	BERGMANN Monika	GER	82	-	82 (22)	-	-	-
60	385027	FLEISS Nika	CRO	81	-	81 (23)	-	-	-
61	225206	ALCOTT Chemmy	GBR	69	26 (39)	-	25 (28)	9 (42)	9 (28)
61	355040	NIGG Marina	LIE	69	-	69 (26)	-	-	-
63	205218	REBENBURG Viktoria	GER	67	-	-	65 (18)	2 (49)	-
64	196016	DAUTHERIVES Claire	FRA	64	-	64 (27)	-	-	-
65	55539	BERGER Silvia	AUT	61	-	-	-	61 (21)	-
65	196573	REVILLET Aurelie	FRA	61	39 (32)	-	-	7 (43)	15 (23)
67	296476	ALFIERI Camilla	ITA	58	-	-	57 (22)	1 (51)	-
67	296431	STUFFER Verena	ITA	58	58 (30)	-	-	-	-
69	196179	BERTRAND Marion	FRA	56	-	-	56 (23)	-	-
70	195912	DE LEYMARIE Florine	FRA	55	-	55 (30)	-	-	-
70	515692	GRAND Rabea	SUI	55	1 (52)	10 (50)	-	-	44 (13)
72	516005	HANGL Celina	SUI	51	-	51 (31)	-	-	-
73	515733	BONJOUR Aline	SUI	47	-	37 (34)	10 (41)	-	-
73	206078	FERNSEBNER Carolin	GER	47	-	23 (39)	24 (30)	-	-





# AUDI FIS SKI WORLD CUP 2007/08



## 2nd LADIES' SUPER COMBINED OVERALL FIS WORLD CUP STANDINGS

Number of Competitors: 123

Rank	FIS Code	Name	Nation	Points	DH 8 races	SL 8 races	GS 6 races	SG 6 races	SC 2 races
73	296473	SIORPAES Wendy	ITA	47	31 (36)	-	-	16 (36)	-
76	297134	BORSOTTI Camilla	ITA	46	-	-	-	-	46 (10)
77	536884	LUDLOW Libby	USA	45	8 (43)	-	21 (32)	16 (36)	-
77	565315	ROBNIK Mateja	SLO	45	-	-	45 (24)	-	-
79	538038	MARSHALL Chelsea	USA	44	38 (33)	-	-	-	6 (31)
80	206160	RIESCH Susanne	GER	41	-	41 (32)	-	-	-
81	565261	ROBNIK Petra	SLO	40	-	-	-	-	40 (15)
81	55888	TRIENDL Katrin	AUT	40	-	40 (33)	-	-	-
83	55596	WILHELM Kathrin	AUT	34	34 (35)	-	-	-	-
84	206099	PERNER Nina	GER	33	-	33 (35)	-	-	-
84	195983	ROLLAND Marion	FRA	33	28 (37)	-	-	-	5 (32)
86	538305	SMITH Leanne	USA	32	8 (43)	-	-	16 (36)	8 (29)
87	515587	PUENCHERA Jessica	SUI	30	-	-	-	-	30 (18)
88	205168	DUERR Katharina	GER	29	-	29 (36)	-	-	-
88	296427	SCHNARF Johanna	ITA	29	7 (46)	-	-	2 (49)	20 (21)
90	155194	KURFUERSTOVA Eva	CZE	28	-	28 (37)	-	-	-
91	515348	BORGHI Catherine	SUI	27	27 (38)	-	-	-	-
92	295342	PUTZER Karen	ITA	25	-	-	25 (28)	-	-
93	565320	FERK Marusa	SLO	24	-	24 (38)	-	-	-
93	515806	KAMER Nadja	SUI	24	-	-	-	24 (33)	-
95	515409	BERTHOD Sylviane	SUI	23	23 (42)	-	-	-	-
95	315149	LOLOVIC Jelena	SRB	23	-	4 (54)	12 (39)	-	7 (30)
95	55885	STRENG Simone	AUT	23	-	23 (39)	-	-	-
98	425432	MUELLER Anne Marie	NOR	22	-	22 (41)	-	-	-
99	106633	GOODMAN Anna	CAN	21	-	21 (44)	-	-	-
100	206173	SPRINGL Monika	GER	20	-	-	20 (33)	-	-
101	505449	BENT Nike	SWE	19	8 (43)	-	-	11 (41)	-
102	196725	BARIOZ Taina	FRA	18	-	-	18 (34)	-	-
103	295265	CERESA Annalisa	ITA	17	-	17 (45)	-	-	-
104	296509	CURTONI Irene	ITA	15	-	15 (47)	-	-	-
105	538284	MCJAMES Megan	USA	14	-	-	14 (36)	-	-
106	515997	FEIERABEND Denise	SUI	13	-	13 (48)	-	-	-
107	515849	DETLING Andrea	SUI	12	-	-	-	12 (40)	-
107	435142	KARASINSKA Katarzyna	POL	12	-	12 (49)	-	-	-
107	296769	LONGHINI Hilary	ITA	12	-	-	7 (47)	5 (45)	-
107	355050	WEIRATHER Tina	LIE	12	-	-	12 (39)	-	-
111	537230	KELLEY Jessica	USA	9	-	-	9 (44)	-	-





# AUDI FIS SKI WORLD CUP 2007/08



## 2nd LADIES' SUPER COMBINED OVERALL FIS WORLD CUP STANDINGS

Number of Competitors: 123

Rank	FIS Code	Name	Nation	Points	DH 8 races	SL 8 races	GS 6 races	SG 6 races	SC 2 races
111	505908	SMED Veronica	SWE	9	-	9 (51)	-	-	-
113	296379	GIANESINI Giulia	ITA	7	-	-	7 (47)	-	-
113	55818	KOEHLE Stefanie	AUT	7	-	-	7 (47)	-	-
115	196726	BARTHET Anne-Sophie	FRA	5	-	-	5 (50)	-	-
115	435210	GASIENICA DANIEL A.	POL	5	-	-	5 (50)	-	-
115	106465	LAWRENCE Sherry	CAN	5	5 (48)	-	-	-	-
115	185271	LEINONEN Sanni	FIN	5	-	5 (52)	-	-	-
119	196851	BERTRAND Olivia	FRA	4	-	-	4 (52)	-	-
119	515244	CASANOVA Carmen	SUI	4	4 (49)	-	-	-	-
121	515841	BERTHOD Pascale	SUI	3	-	3 (55)	-	-	-
121	505886	KLING Kajsa	SWE	3	-	-	-	3 (48)	-
121	55970	SCHMIDHOFER Nicole	AUT	3	3 (50)	-	-	-	-

### LEGEND

SC Super Combined points    SG Super-G points    DH Downhill points    Points Overall points    SL Slalom points  
GS Giant Slalom points

24-02-2008 / Whistler, BC (CAN) / 5978

Page 4/4

[www.fis-ski.com](http://www.fis-ski.com)

Generation Date: SUN 24 FEB 2008

Time: 14:43

Document: 25B 1.0





# AUDI FIS SKI WORLD CUP 2007/08



## 2nd LADIES' SUPER COMBINED LADIES FIS NATION CUP

Number of Nations: 19

Place	Nation	Points	Diff.	DH	SL	GS	SG	SC
1	AUT <b>Austria</b>	<b>5654</b>		1355	1381	1116	1444	358
2	USA <b>United States</b>	<b>2343</b>	- 3311	974	196	442	461	270
3	ITA <b>Italy</b>	<b>2317</b>	- 3337	490	520	1115	109	83
4	SUI <b>Switzerland</b>	<b>2081</b>	- 3573	886	325	26	759	85
5	GER <b>Germany</b>	<b>1772</b>	- 3882	234	639	355	349	195
6	SWE <b>Sweden</b>	<b>1746</b>	- 3908	304	642	348	380	72
7	CAN <b>Canada</b>	<b>1451</b>	- 4203	859	21	2	525	44
8	FRA <b>France</b>	<b>1189</b>	- 4465	393	200	359	90	147
9	FIN <b>Finland</b>	<b>709</b>	- 4945	-	457	252	-	-
10	SLO <b>Slovenia</b>	<b>464</b>	- 5190	125	41	134	102	62
11	CZE <b>Czech Republic</b>	<b>457</b>	- 5197	-	360	63	34	-
12	SVK <b>Slovakia</b>	<b>431</b>	- 5223	-	421	10	-	-
13	CRO <b>Croatia</b>	<b>216</b>	- 5438	-	216	-	-	-
14	SPA <b>Spain</b>	<b>202</b>	- 5452	123	-	8	71	-
15	NOR <b>Norway</b>	<b>193</b>	- 5461	-	183	10	-	-
16	LIE <b>Liechtenstein</b>	<b>81</b>	- 5573	-	69	12	-	-
17	GBR <b>Great Britain</b>	<b>69</b>	- 5585	26	-	25	9	9
18	SRB <b>Serbia</b>	<b>23</b>	- 5631	-	4	12	-	7
19	POL <b>Poland</b>	<b>17</b>	- 5637	-	12	5	-	-





# AUDI FIS SKI WORLD CUP 2007/08



## 2nd LADIES' SUPER COMBINED FIS OVERALL NATION CUP

Number of Nations: 23

Place	Nation	Overall			DH Points			SL Points			GS Points			SG Points			SC Points		
		M+W	M	W	M+W	M	W	M+W	M	W	M+W	M	W	M+W	M	W	M+W	M	W
1	AUT	11308	5654	5654	2624	1269	1355	2807	1426	1381	2226	1110	1116	2731	1287	1444	920	562	358
2	SUI	5264	3183	2081	1798	912	886	729	404	325	785	759	26	1421	662	759	531	446	85
3	ITA	5137	2820	2317	993	503	490	1399	879	520	1798	683	1115	501	392	109	446	363	83
4	USA	4959	2616	2343	1896	922	974	638	442	196	909	467	442	661	200	461	855	585	270
5	FRA	3087	1898	1189	634	241	393	1113	913	200	637	278	359	117	27	90	586	439	147
6	CAN	3036	1585	1451	1498	639	859	76	55	21	276	274	2	1045	520	525	141	97	44
7	SWE	2833	1087	1746	339	35	304	1372	730	642	463	115	348	380	-	380	279	207	72
8	GER	2147	375	1772	269	35	234	966	327	639	355	-	355	362	13	349	195	-	195
9	SLO	1509	1045	464	376	251	125	362	321	41	206	72	134	277	175	102	288	226	62
10	FIN	1185	476	709	-	-	-	592	135	457	593	341	252	-	-	-	-	-	-
11	CRO	1039	823	216	47	47	-	545	329	216	16	16	-	51	51	-	380	380	-
12	CZE	597	140	457	-	-	-	425	65	360	63	-	63	34	-	34	75	75	-
13	NOR	595	402	193	32	32	-	239	56	183	160	150	10	105	105	-	59	59	-
14	LIE	457	376	81	173	173	-	69	-	69	15	3	12	200	200	-	-	-	-
15	SVK	431	-	431	-	-	-	421	-	421	10	-	10	-	-	-	-	-	-
16	SPA	202	-	202	123	-	123	-	-	-	8	-	8	71	-	71	-	-	-
17	JPN	194	194	-	-	-	-	194	194	-	-	-	-	-	-	-	-	-	-
18	GBR	69	-	69	26	-	26	-	-	-	25	-	25	9	-	9	9	-	9
19	RUS	32	32	-	-	-	-	-	-	-	-	-	-	-	-	-	32	32	-
20	SRB	23	-	23	-	-	-	4	-	4	12	-	12	-	-	-	7	-	7
21	BUL	18	18	-	-	-	-	18	18	-	-	-	-	-	-	-	-	-	-
22	POL	17	-	17	-	-	-	12	-	12	5	-	5	-	-	-	-	-	-
23	AUS	10	10	-	6	6	-	-	-	-	-	-	-	-	-	-	4	4	-





# AUDI FIS SKI WORLD CUP 2007/08



## AFTER 2nd LADIES' SUPER COMBINED MANUFACTURERS STANDINGS LADIES

Number of Manufacturers: 8

Place	Manufacturer	Points	Diff.	DH	SL	GS	SG	SC
1	Voelkl	2920		900	930	475	565	50
2	Rossignol	2605	- 315	970	635	430	370	200
3	Atomic	2155	- 765	470	935	255	370	125
4	Head	1765	- 1155	195	410	350	535	275
5	Salomon	845	- 2075	415	-	40	330	60
6	Fischer	785	- 2135	-	40	700	-	45
7	Dynastar	110	- 2810	60	50	-	-	-
8	Stoeckli	100	- 2820	-	-	-	100	-





# AUDI FIS SKI WORLD CUP 2007/08



## AFTER 2nd LADIES' SUPER COMBINED MANUFACTURERS STANDINGS OVERALL

Number of Manufacturers: 11

Place	Manufacturer	Overall			DH Points			SL Points			GS Points			SG Points			SC Points		
		M+W	M	W	M+W	M	W	M+W	M	W	M+W	M	W	M+W	M	W	M+W	M	W
1	Atomic	<b>5415</b>	3260	2155	<b>900</b>	430	470	<b>1660</b>	725	935	<b>1265</b>	1010	255	<b>1015</b>	645	370	<b>575</b>	450	125
2	Rossignol	<b>4450</b>	1845	2605	<b>1405</b>	435	970	<b>1235</b>	600	635	<b>715</b>	285	430	<b>500</b>	130	370	<b>595</b>	395	200
3	Head	<b>4205</b>	2440	1765	<b>1325</b>	1130	195	<b>455</b>	45	410	<b>535</b>	185	350	<b>1205</b>	670	535	<b>685</b>	410	275
4	Fischer	<b>3905</b>	3120	785	<b>180</b>	180	-	<b>1325</b>	1285	40	<b>1475</b>	775	700	<b>400</b>	400	-	<b>525</b>	480	45
5	Voelkl	<b>3200</b>	280	2920	<b>900</b>	-	900	<b>1210</b>	280	930	<b>475</b>	-	475	<b>565</b>	-	565	<b>50</b>	-	50
6	Salomon	<b>895</b>	50	845	<b>415</b>	-	415	<b>50</b>	50	-	<b>40</b>	-	40	<b>330</b>	-	330	<b>60</b>	-	60
7	Nordica	<b>380</b>	380	-	<b>280</b>	280	-	<b>100</b>	100	-	-	-	-	-	-	-	-	-	-
7	Stoeckli	<b>380</b>	280	100	<b>190</b>	190	-	-	-	-	-	-	-	<b>150</b>	50	100	<b>40</b>	40	-
9	Blizzard	<b>250</b>	250	-	-	-	-	<b>250</b>	250	-	-	-	-	-	-	-	-	-	-
10	Dynastar	<b>160</b>	50	110	<b>60</b>	-	60	<b>50</b>	-	50	-	-	-	-	-	-	<b>50</b>	50	-
11	Elan	<b>105</b>	105	-	-	-	-	<b>45</b>	45	-	-	-	-	-	-	-	<b>60</b>	60	-

