

ALPHABETICAL LIST OF COMPETITORS TRAINING 3

Number of Competitors: 58, Number of NOCs: 16

Nation	FIS Code	Name	FIS Points (28th of December 2007 – List 6)							
			DH	SL	GS	SG	SC			
AUS (1)	40171	BRANCH Craig	15.50 (66)	130.64 (3909)	108.96 (3406)	19.83 (95)				
AUT (12)	51215	BAUMANN Romed	9.20 (37)	11.65 (81)	8.86 (42)	18.37 (85)	2.26 (7)			
	50695	BUDER Andreas	4.51 (13)	180.81 (5335)	122.70 (3972)	13.09 (56)				
	50824	DREIER Christoph	37.55 (167)	9.43 (61)	27.43 (341)	50.23 (475)	13.29 (43)			
	50451	GRUBER Christoph	4.53 (14)	178.12 (5271)	5.46 (21)	2.23 (4)	29.07 (137)			
	50900	KOLL Alexander	28.26 (119)	6.20 (34)	40.41 (759)	30.27 (187)	17.38 (60)			
	50753	KROELL Klaus	5.42 (23)	355.37 (7047)	144.41 (4700)	22.71 (120)				
	50423	MAIER Hermann	4.86 (18)	168.30 (5004)	5.50 (22)	3.19 (8)				
	50707	MATT Mario	35.71 (160)	0.65 (2)	4.76 (15)	34.39 (240)	3.76 (14)			
	50625	RAICH Benjamin	13.03 (53)	0.00 (1)	0.02 (2)	2.32 (5)	0.96 (5)			
50742	REICHELTH Hannes	21.88 (88)	246.88 (6177)	5.16 (20)	3.48 (12)	107.05 (527)				
50858	STREITBERGER Georg	7.44 (33)	171.90 (5107)	13.78 (96)	4.38 (15)	23.41 (90)				
50041	WALCHHOFFER Michael	1.64 (2)	45.32 (925)	16.76 (124)	4.67 (16)	17.57 (61)				
BEL (1)	60159	VAN BUYNDER Frederik	92.63 (690)	70.59 (1828)	52.07 (1172)	94.32 (1408)	150.48 (661)			
CAN (3)	102814	BOURQUE Francois	12.96 (52)	33.86 (563)	3.39 (10)	5.14 (20)	5.90 (27)			
	102263	GUAY Erik	2.71 (4)	124.96 (3749)	12.42 (82)	2.97 (7)	49.98 (276)			
	102899	OSBORNE-PARADIS Manuel	4.46 (12)	51.60 (1154)	40.17 (744)	24.34 (139)				
CRO (2)	380260	KOSTELIC Ivica	23.23 (96)	4.99 (17)	28.03 (359)	11.71 (44)	1.54 (6)			
	380292	ZRNCIC-DIM Natko	15.59 (69)	20.91 (222)	29.63 (416)	26.83 (155)	22.84 (82)			
CZE (1)	150398	BANK Ondrej	19.41 (84)	7.08 (38)	10.98 (62)	22.55 (117)	3.34 (12)			
FRA (2)	191415	BOTTOLLIER-LASQUIN Marc	12.06 (41)	78.01 (2095)	37.71 (660)	23.02 (124)	47.21 (259)			
	191964	POISSON David	11.68 (40)	132.67 (3976)	44.01 (883)	18.20 (84)	35.42 (179)			
GBR (1)	220228	MICKEL Finlay	13.94 (60)	126.69 (3802)	60.84 (1502)	13.61 (58)				
GER (3)	201606	KEPPLER Stephan	13.64 (55)	256.43 (5742)	28.26 (360)	12.84 (53)	27.64 (117)			
	201811	STECHELT Tobias	83.37 (554)	126.21 (3789)	78.98 (2218)	29.79 (181)	66.21 (355)			
	201439	STEHLE Johannes	17.81 (77)	139.48 (4192)	28.11 (360)	15.58 (67)	33.98 (167)			
ITA (12)	292967	EISATH Florian	26.33 (105)	26.21 (348)	8.10 (39)	18.10 (82)	12.89 (38)			

10-01-2008 / Wengen (SUI) / 6992

Page 1/2

Data Processing by LONGINES

www.fis-ski.com

LONGINES Timing

Generation Date: WED 9 JAN 2008

Time: 17:18

Document: 32E 1.0

ALPHABETICAL LIST OF COMPETITORS TRAINING 3

Number of Competitors: 58, Number of NOCs: 16

Nation	FIS Code	Name	FIS Points (28th of December 2007 – List 6)									
			DH	SL	GS	SG	SC					
ITA (12)	292455	FILL Peter	3.31	(5)	31.16	(500)	5.97	(29)	4.72	(17)	3.31	(11)
	291389	FISCHNALLER Roland	15.64	(70)	259.14	(6328)	29.36	(400)	25.82	(148)	–	
	292056	GUFLER Michael	23.51	(98)	104.36	(3030)	9.55	(45)	17.34	(78)	18.91	(64)
	292150	HAPPACHER Alex	25.56	(102)	25.37	(325)	14.61	(101)	14.80	(63)	15.48	(49)
	292514	HEEL Werner	5.92	(28)	112.49	(3352)	49.49	(1080)	12.18	(45)	27.77	(128)
	293006	INNERHOFER Christof	19.95	(85)	13.15	(95)	12.16	(78)	5.88	(29)	12.98	(40)
	293079	PITTSCHIELER Kurt	32.40	(133)	25.79	(340)	13.73	(95)	25.84	(151)	19.47	(68)
	290998	STAUDACHER Patrick	5.61	(26)	117.83	(3520)	27.99	(357)	3.44	(11)	5.63	(23)
	291641	SULZENBACHER Kurt	4.62	(16)	294.78	(6691)	153.17	(5009)	25.04	(142)	101.93	(508)
	292291	THANEI Stefan	16.68	(73)	52.74	(1194)	17.60	(134)	21.73	(110)	12.68	(36)
	293141	VARETTONI Silvano	17.86	(79)	163.02	(4873)	25.17	(281)	12.75	(52)	27.87	(131)
	NOR (1)	420911	SOLBAKKEN Bjarne	26.82	(110)	47.86	(1018)	22.27	(221)	20.49	(102)	–
RUS (1)	480736	HOROSHILOV Alexandr	48.44	(233)	16.79	(154)	34.67	(568)	36.21	(260)	34.88	(174)
SLO (4)	560332	JERMAN Andrej	3.50	(7)	35.42	(602)	42.08	(805)	5.40	(22)	19.42	(67)
	561085	KRIZAJ Andrej	22.49	(94)	22.11	(249)	26.17	(307)	19.19	(90)	22.22	(78)
	561067	PERKO Rok	12.54	(46)	41.39	(783)	16.83	(125)	12.43	(47)	26.73	(116)
	560447	SPORN Andrej	7.44	(33)	30.66	(480)	21.54	(210)	7.00	(34)	30.76	(151)
SUI (6)	510969	BONETTI Michael	17.81	(77)	171.81	(5103)	22.17	(219)	16.27	(74)	26.84	(118)
	510747	GRUENENFELDER Tobias	5.66	(27)	243.15	(6124)	14.72	(102)	11.25	(43)	–	
	510207	HARI Konrad	15.55	(68)	296.30	(6710)	23.70	(249)	12.87	(54)	53.30	(290)
	510165	HOFER Beni	12.73	(51)	151.12	(4564)	11.03	(63)	13.41	(57)	24.25	(95)
	510767	HOFFMANN Ambrosi	4.23	(10)	190.39	(5559)	18.94	(166)	5.48	(23)	–	
	510498	ZUEGER Cornel	12.58	(47)	250.43	(6214)	19.74	(177)	13.81	(60)	21.47	(75)
SWE (2)	501230	ERICSSON Daniel	46.30	(215)	27.37	(390)	29.63	(416)	27.45	(163)	22.05	(77)
	501076	OLSSON Hans	12.37	(43)	16.77	(151)	18.56	(156)	15.69	(69)	3.94	(16)
USA (6)	534567	LANNING Thomas (tj)	19.98	(86)	18.61	(183)	13.67	(93)	16.66	(76)	16.03	(54)
	532490	MACARTNEY Scott	5.53	(24)	43.35	(845)	30.52	(436)	15.71	(71)	–	
	532431	MILLER Bode	3.35	(6)	15.70	(133)	3.17	(9)	1.49	(2)	3.94	(16)
	533866	NYMAN Steven	4.00	(9)	28.61	(420)	53.80	(1233)	5.78	(27)	5.15	(22)
	533131	SULLIVAN Marco	5.06	(20)	128.02	(3829)	37.87	(667)	20.40	(101)	46.66	(256)
	530939	WEIBRECHT Andrew	14.71	(62)	17.33	(163)	18.42	(153)	19.83	(95)	8.00	(31)

LEGEND	SL Slalom	GS Giant Slalom	SG Super-G	SC Super Combined
DH Downhill				

10-01-2008 / Wengen (SUI) / 6992

Page 2/2

Data Processing by LONGINES

www.fis-ski.com

LONGINES Timing

Generation Date: WED 9 JAN 2008

Time: 17:18

Document: 32E 1.0

--	--	--	--	--	--	--



Wengen

11.–13. JANUAR 2008

JUNGFRAUBAHNEN



SwissSki

SRG SSR idée suisse swisscom



AUDI FIS SKI WORLD CUP 2007/08



Wengen (SUI)



5th MEN'S DOWNHILL

THU 10 JAN 2008
Start Time: 12:15

DRAW LIST BY POINTS TRAINING 3

Number of Competitors: 58, Number of NOCs: 16 Ranked 100 in the FIS List: ZAHROBSKY P. FIS Pts: 24.89

No.	FIS Code	Name	Nation	WC SL-DH	WC SL-O	FIS-DH
1	50041	WALCHHOFER Michael	AUT	462 (2)	606 (12)	1.64 (1)
2	532431	MILLER Bode	USA	395 (3)	938 (4)	3.35 (4)
3	102263	GUAY Erik	CAN	378 (4)	569 (16)	2.71 (2)
4	560332	JERMAN Andrej	SLO	328 (6)	428 (23)	3.50 (5)
5	292455	FILL Peter	ITA	311 (7)	595 (14)	3.31 (3)
6	50695	BUDER Andreas	AUT	285 (8)	285 (35)	4.51 (9)
7	533866	NYMAN Steven	USA	246 (11)	363 (28)	4.00 (6)
8	510767	HOFFMANN Ambrosi	SUI	232 (12)	305 (33)	4.23 (7)
9	291641	SULZENBACHER Kurt	ITA	222 (14)	222 (41)	4.62 (11)
10	102899	OSBORNE-PARADIS Manuel	CAN	217 (16)	224 (39)	4.46 (8)
11	50451	GRUBER Christoph	AUT	213 (17)	575 (15)	4.53 (10)
12	50423	MAIER Hermann	AUT	192 (18)	444 (22)	4.86 (12)
13	533131	SULLIVAN Marco	USA	182 (19)	194 (47)	5.06 (13)
14	50753	KROELL Klaus	AUT	161 (21)	161 (57)	5.42 (14)
15	532490	MACARTNEY Scott	USA	123 (24)	153 (59)	5.53 (15)
16	+400 50625	RAICH Benjamin	AUT	50 (37)	1470 (1)	13.03 (29)
17	510747	GRUENENFELDER Tobias	SUI	109 (26)	145 (60)	5.66 (17)
18	290998	STAUDACHER Patrick	ITA	106 (28)	317 (32)	5.61 (16)
19	292514	HEEL Werner	ITA	89 (30)	139 (62)	5.92 (18)
20	191415	BOTTOLLIER-LASQUIN Marc	FRA	62 (33)	62 (88)	12.06 (23)
21	50858	STREITBERGER Georg	AUT	56 (35)	181 (49)	7.44 (19)
22	293006	INNERHOFER Christof	ITA	41 (39)	116 (65)	19.95 (42)
23	501076	OLSSON Hans	SWE	39 (40)	144 (61)	12.37 (24)
24	201606	KEPPLER Stephan	GER	34 (41)	80 (84)	13.64 (30)
25	201439	STEHLE Johannes	GER	34 (41)	34 (104)	17.81 (38)
26	530939	WEIBRECHT Andrew	USA	26 (45)	44 (97)	14.71 (32)
27	51215	BAUMANN Romed	AUT	25 (46)	244 (36)	9.20 (21)
28	191964	POISSON David	FRA	23 (47)	24 (113)	11.68 (22)
29	291389	FISCHNALLER Roland	ITA	22 (48)	22 (120)	15.64 (36)
30	510165	HOFER Beni	SUI	21 (49)	21 (123)	12.73 (27)
31	220228	MICKEL Finlay	GBR	21 (49)	21 (123)	13.94 (31)
32	+400 50707	MATT Mario	AUT	-	810 (5)	> 35.71 (53)
33	560447	SPORN Andrej	SLO	-	24 (113)	7.44 (20)
34	561067	PERKO Rok	SLO	7 (61)	7 (151)	12.54 (25)
35	510498	ZUEGER Cornel	SUI	8 (58)	8 (148)	12.58 (26)
36	102814	BOURQUE Francois	CAN	9 (57)	293 (34)	12.96 (28)

10-01-2008 / Wengen (SUI) / 6992

Page 1/2

Data Processing by LONGINES


www.fis-ski.com

LONGINES Timing

Generation Date: WED 9 JAN 2008

Time: 17:18

Document: 45B 1.0





AUDI FIS SKI WORLD CUP 2007/08
Wengen (SUI)



5th MEN'S DOWNHILL

THU 10 JAN 2008
Start Time: 12:15

DRAW LIST BY POINTS TRAINING 3

Number of Competitors: 58, Number of NOCs: 16 Ranked 100 in the FIS List: ZAHROBSKY P. FIS Pts: 24.89

No.	FIS Code	Name	Nation	WCSL-DH	WCSL-O	FIS-DH
37	40171	BRANCH Craig	AUS	4 (66)	4 (160)	15.50 (33)
38	510207	HARI Konrad	SUI	17 (51)	17 (129)	15.55 (34)
39	380292	ZRNCIC-DIM Natko	CRO	-	28 (109)	15.59 (35)
40	292291	THANEI Stefan	ITA	-	-	16.68 (37)
41	510969	BONETTI Michael	SUI	7 (61)	7 (151)	17.81 (39)
42	293141	VARETTONI Silvano	ITA	14 (54)	14 (137)	17.86 (40)
43	150398	BANK Ondrej	CZE	-	161 (57)	19.41 (41)
44	534567	LANNING Thomas (tj)	USA	-	38 (101)	19.98 (43)
45	50742	REICHELTH Hannes	AUT	8 (58)	322 (31)	21.88 (44)
46	561085	KRIZAJ Andrej	SLO	-	-	22.49 (45)
47	380260	KOSTELIC Ivica	CRO	-	385 (26)	23.23 (46)
48	292056	GUFLER Michael	ITA	-	16 (131)	23.51 (47)
49	292150	HAPPACHER Alex	ITA	-	4 (160)	> 25.56 (48)
50	292967	EISATH Florian	ITA	-	32 (106)	> 26.33 (49)
51	420911	SOLBAKKEN Bjarne	NOR	-	-	> 26.82 (50)
52	50900	KOLL Alexander	AUT	-	83 (82)	> 28.26 (51)
53	293079	PITTSCHIELER Kurt	ITA	-	-	> 32.40 (52)
54	50824	DREIER Christoph	AUT	-	20 (125)	> 37.55 (54)
55	501230	ERICSSON Daniel	SWE	-	-	> 46.30 (55)
56	480736	HOROSHILOV Alexandr	RUS	-	-	> 48.44 (56)
57	201811	STECHELT Tobias	GER	-	-	> 83.37 (57)
58	60159	VAN BUYNDER Frederik	BEL	-	-	> 92.63 (58)

LEGEND

+400 More than 400 points on WCSL-O after 15th place or after 30th place
WCSL-DH World Cup Start List points for Downhill
FIS-DH FIS points for Downhill
WCSL-O No. Overall WCSL points Control Number

10-01-2008 / Wengen (SUI) / 6992

Page 2/2

Data Processing by LONGINES

www.fis-ski.com

LONGINES Timing

Generation Date: WED 9 JAN 2008

Time: 17:18

Document: 45B 1.0



Jury

TD FIS	A. SCHRANZ	AUT
Referee	G. HUJARA	FIS
Assistant Referee	H. SCHMALZL	FIS
Chief of Race	U. NAEPFLIN	SUI

Technical Data

Course Name	Lauberhorn
Start Altitude	2315 m
Finish Altitude	1287 m
Vertical Drop	1028 m
Course Length	4480 m
Homologation Number	8217/10/06

Race Information

Course Setter	H. SCHMALZL	FIS
Number of Gates	51	
Start Time	12:15	

Forerunners	A - A. CROISIER	SUI	F - M. HARI	SUI
	B - P. GASSER	SUI	G - R. DE CESARIS	SUI
	C - J. RUSSI	SUI	H - M. NIQUILLE	SUI
	D - R. SUPPIGER	SUI	I - C. BOUDUBAN	SUI
	E - J. FRAVI	SUI		

Number of Competitors: 58

Bib	FIS Code	Name	Year of Birth	Nation	Time	Ski
1	501076	OLSSON Hans	1984	SWE		Head
2	530939	WEIBRECHT Andrew	1986	USA		Rossignol
3	510747	GRUENENFELDER Tobias	1977	SUI		Stoeckli
4	50858	STREITBERGER Georg	1981	AUT		Fischer
5	291389	FISCHNALLER Roland	1975	ITA		Head
6	293006	INNERHOFER Christof	1984	ITA		Rossignol
7	50625	RAICH Benjamin	1978	AUT		Atomic
8	291641	SULZENBACHER Kurt	1976	ITA		Fischer
9	533131	SULLIVAN Marco	1980	USA		Nordica
10	102263	GUAY Erik	1981	CAN		Atomic
11	560332	JERMAN Andrej	1978	SLO		Stoeckli
12	50695	BUDER Andreas	1979	AUT		Head
13	102899	OSBORNE-PARADIS Manuel	1984	CAN		Rossignol
14	50451	GRUBER Christoph	1976	AUT		Fischer
15	50423	MAIER Hermann	1972	AUT		Head
16	292455	FILL Peter	1982	ITA		Dynastar
17	191415	BOTTOLLIER-LASQUIN Marc	1979	FRA		Dynastar
18	533866	NYMAN Steven	1982	USA		Fischer
19	510767	HOFFMANN Ambrosi	1977	SUI		Head
20	532431	MILLER Bode	1977	USA		Head

Number of Competitors: 58

Bib	FIS Code	Name	Year of Birth	Nation	Time	Ski
21	532490	MACARTNEY Scott	1978	USA		Nordica
22	50041	WALCHHOFFER Michael	1975	AUT		Atomic
23	50753	KROELL Klaus	1980	AUT		Salomon
24	201439	STEHLE Johannes	1981	GER		Head
25	201606	KEPPLER Stephan	1983	GER		Head
26	51215	BAUMANN Romed	1986	AUT		Fischer
27	292514	HEEL Werner	1982	ITA		Rossignol
28	510165	HOFER Beni	1978	SUI		Head
29	191964	POISSON David	1982	FRA		Salomon
30	290998	STAUDACHER Patrick	1980	ITA		Head
31	220228	MICKEL Finlay	1977	GBR		Atomic
32	50707	MATT Mario	1979	AUT		Fischer
33	560447	SPORN Andrej	1981	SLO		Elan
34	561067	PERKO Rok	1985	SLO		Stoekli
35	510498	ZUEGER Cornel	1981	SUI		Stoekli
36	102814	BOURQUE Francois	1984	CAN		Salomon
37	40171	BRANCH Craig	1977	AUS		Voelkl
38	510207	HARI Konrad	1978	SUI		Salomon
39	380292	ZRNCIC-DIM Natko	1986	CRO		Atomic
40	292291	THANEI Stefan	1981	ITA		Dynastar
41	510969	BONETTI Michael	1982	SUI		Head
42	293141	VARETTONI Silvano	1984	ITA		Atomic
43	150398	BANK Ondrej	1980	CZE		Elan
44	534567	LANNING Thomas (tj)	1984	USA		Nordica
45	50742	REICHELTHANNES Hannes	1980	AUT		Fischer
46	561085	KRIZAJ Andrej	1986	SLO		Rossignol
47	380260	KOSTELIC Ivica	1979	CRO		Fischer
48	292056	GUFLER Michael	1979	ITA		Atomic
49	292150	HAPPACHER Alex	1979	ITA		Rossignol
50	292967	EISATH Florian	1984	ITA		Atomic
51	420911	SOLBAKKEN Bjarne	1977	NOR		Nordica
52	50900	KOLL Alexander	1982	AUT		Salomon
53	293079	PITTSCHIELER Kurt	1984	ITA		Atomic
54	50824	DREIER Christoph	1981	AUT		Head
55	501230	ERICSSON Daniel	1987	SWE		
56	480736	HOROSHILOV Alexandr	1984	RUS		Salomon
57	201811	STECHELT Tobias	1985	GER		Head
58	60159	VAN BUYNDER Frederik	1988	BEL		



Wengen

11.–13. JANUAR 2008

JUNGFRAUBAHNEN



SRG SSR idée suisse swisscom



AUDI FIS SKI WORLD CUP 2007/08



Wengen (SUI)



5th MEN'S DOWNHILL

THU 10 JAN 2008

RESULTS TRAINING 3 BY RANK

Start Time: 12:15

Jury

TD FIS	A. SCHRANZ	AUT
Referee	G. HUJARA	FIS
Assistant Referee	H. SCHMALZL	FIS
Chief of Race	U. NAEPLIN	SUI

Technical Data

Course Name	Lauberhorn
Start Altitude	2315 m
Finish Altitude	1287 m
Vertical Drop	1028 m
Course Length	4480 m
Homologation Number	8217/10/06

Race Information

Course Setter	H. SCHMALZL	FIS
Number of Gates	51	
Start Time	12:15	

Forerunners	A - A. CROISIER	SUI	F - M. HARI	SUI
	B - P. GASSER	SUI	G - R. DE CESARIS	SUI
	C - J. RUSSI	SUI	H - M. NIQUILLE	SUI
	D - R. SUPPIGER	SUI	I - C. BOUDUBAN	SUI
	E - J. FRAVI	SUI		

Weather: Sunny Snow: Hard Temperature – Start: 0 °C Finish: 1 °C

Number of Competitors: 58

Rank	Bib	FIS Code	Name	Year of Birth	Nation	Time	Diff.	Dist. (m)	Ski
1	20	532431	MILLER Bode	1977	USA	2:27.25			Head
2	13	102899	OSBORNE-PARADIS Manuel	1984	CAN	2:29.02	1.77	53.21	Rossignol
3	23	50753	KROELL Klaus	1980	AUT	2:29.17	1.92	57.66	Salomon
3	8	291641	SULZENBACHER Kurt	1976	ITA	2:29.17	1.92	57.66	Fischer
5	4	50858	STREITBERGER Georg	1981	AUT	2:29.60	2.35	70.37	Fischer
6	5	291389	FISCHNALLER Roland	1975	ITA	2:29.71	2.46	73.61	Head
7	9	533131	SULLIVAN Marco	1980	USA	2:29.78	2.53	75.67	Nordica
8	18	533866	NYMAN Steven	1982	USA	2:30.23	2.98	88.87	Fischer
9	28	510165	HOFER Beni	1978	SUI	2:30.40	3.15	93.83	Head
10	42	293141	VARETONI Silvano	1984	ITA	2:30.43	3.18	94.70	Atomic
11	25	201606	KEPPLER Stephan	1983	GER	2:30.97	3.72	110.39	Head
12	34	561067	PERKO Rok	1985	SLO	2:31.16	3.91	115.88	Stoekli
13	6	293006	INNERHOFER Christof	1984	ITA	2:31.23	3.98	117.90	Rossignol
14	38	510207	HARI Konrad	1978	SUI	2:31.25	4.00	118.48	Salomon
15	2	530939	WEIBRECHT Andrew	1986	USA	2:31.52	4.27	126.25	Rossignol
16	10	102263	GUAY Erik	1981	CAN	2:31.92	4.67	137.71	Atomic

#486

10-01-2008 / Wengen (SUI) / 6992

Page 1/3

Data Processing by LONGINES


www.fis-ski.com

LONGINES Timing

Generation Date: THU 10 JAN 2008

Time: 13:27

Document: 74B 1.0





AUDI FIS SKI WORLD CUP 2007/08
Wengen (SUI)



5th MEN'S DOWNHILL
RESULTS TRAINING 3 BY RANK

THU 10 JAN 2008
Start Time: 12:15

Number of Competitors: 58

Rank	Bib	FIS Code	Name	Year of Birth	Nation	Time	Diff.	Dist. (m)	Ski
17	15	50423	MAIER Hermann	1972	AUT	2:32.04	4.79	141.14	Head
18	41	510969	BONETTI Michael	1982	SUI	2:32.33	5.08	149.40	Head
19	50	292967	EISATH Florian	1984	ITA	2:32.40	5.15	151.39	Atomic
20	33	560447	SPORN Andrej	1981	SLO	2:32.47	5.22	153.38	Elan
21	37	40171	BRANCH Craig	1977	AUS	2:32.48	5.23	153.66	Voelkl
22	39	380292	ZRNCIC-DIM Natko	1986	CRO	2:32.53	5.28	155.08	Atomic
23	49	292150	HAPPACHER Alex	1979	ITA	2:32.55	5.30	155.65	Rossignol
24	45	50742	REICHELTHANN Hannes	1980	AUT	2:32.80	5.55	162.72	Fischer
25	31	220228	MICKEL Finlay	1977	GBR	2:32.98	5.73	167.80	Atomic
26	48	292056	GUFLER Michael	1979	ITA	2:33.38	6.13	179.05	Atomic
27	54	50824	DREIER Christoph	1981	AUT	2:33.55	6.30	183.81	Head
28	26	51215	BAUMANN Romed	1986	AUT	2:33.57	6.32	184.37	Fischer
29	52	50900	KOLL Alexander	1982	AUT	2:33.83	6.58	191.63	Salomon
30	57	201811	STECHELT Tobias	1985	GER	2:34.12	6.87	199.70	Head
31	56	480736	HOROSHILOV Alexandr	1984	RUS	2:34.30	7.05	204.69	Salomon
32	53	293079	PITTSCHIELER Kurt	1984	ITA	2:34.58	7.33	212.44	Atomic
33	17	191415	BOTTOLIER-LASQUIN Marc	1979	FRA	2:40.23	12.98	362.92	Dynastar
34	58	60159	VAN BUYNDER Frederik	1988	BEL	2:40.37	13.12	366.51	
	1	501076	OLSSON Hans	1984	SWE	DNS			Head
	7	50625	RAICH Benjamin	1978	AUT	DNS			Atomic
	12	50695	BUDER Andreas	1979	AUT	DNS			Head
	16	292455	FILL Peter	1982	ITA	DNS			Dynastar
	19	510767	HOFFMANN Ambrosi	1977	SUI	DNS			Head
	21	532490	MACARTNEY Scott	1978	USA	DNS			Nordica
	22	50041	WALCHHOFFER Michael	1975	AUT	DNS			Atomic
	30	290998	STAUDACHER Patrick	1980	ITA	DNS			Head
	32	50707	MATT Mario	1979	AUT	DNS			Fischer
	43	150398	BANK Ondrej	1980	CZE	DNS			Elan
	44	534567	LANNING Thomas (tj)	1984	USA	DNS			Nordica
	47	380260	KOSTELIC Ivica	1979	CRO	DNS			Fischer
	3	510747	GRUENENFELDER Tobias	1977	SUI	DNF			Stoekli
	11	560332	JERMAN Andrej	1978	SLO	DNF			Stoekli
	27	292514	HEEL Werner	1982	ITA	DNF			Rossignol
	14	50451	GRUBER Christoph	1976	AUT	DQ	Gate 50 Rule 629.3		Fischer
	24	201439	STEHLE Johannes	1981	GER	DQ	Gate 50 Rule 629.3		Head
	29	191964	POISSON David	1982	FRA	DQ	Gate 50 Rule 629.3		Salomon
	35	510498	ZUEGER Cornel	1981	SUI	DQ	Gate 50 Rule 629.3		Stoekli
	36	102814	BOURQUE Francois	1984	CAN	DQ	Gate 50 Rule 629.3		Salomon
	40	292291	THANEI Stefan	1981	ITA	DQ	Gate 50 Rule 629.3		Dynastar
	46	561085	KRIZAJ Andrej	1986	SLO	DQ	Gate 50 Rule 629.3		Rossignol
	51	420911	SOLBAKKEN Bjarne	1977	NOR	DQ	Gate 50 Rule 629.3		Nordica
	55	501230	ERICSSON Daniel	1987	SWE	DQ	Gate 23 Rule 629.3		

#486 _____

--	--	--	--	--	--





Audi FIS Ski World Cup

AUDI FIS SKI WORLD CUP 2007/08
Wengen (SUI)



5th MEN'S DOWNHILL
RESULTS TRAINING 3 BY RANK

THU 10 JAN 2008
Start Time: 12:15

Reason for disqualification:

629.3 Does not pass through a gate correctly

Technical Delegate:

A. SCHRANZ (AUT) #486

LEGEND

DNS Did Not Start **DNF** Did Not Finish **DQ** Disqualified

10-01-2008 / Wengen (SUI) / 6992

Page 3/3

Data Processing by LONGINES

www.fis-ski.com

LONGINES Timing

Generation Date: THU 10 JAN 2008

Time: 13:27

Document: 74B 1.0





Wengen

11.–13. JANUAR 2008

JUNGFRAUBAHNEN



SRG SSR idée suisse swisscom



AUDI FIS SKI WORLD CUP 2007/08



Wengen (SUI)



5th MEN'S DOWNHILL

THU 10 JAN 2008

RESULTS TRAINING 3 BY BIB

Start Time: 12:15

Jury

TD FIS	A. SCHRANZ	AUT
Referee	G. HUJARA	FIS
Assistant Referee	H. SCHMALZL	FIS
Chief of Race	U. NAEPLIN	SUI

Technical Data

Course Name	Lauberhorn
Start Altitude	2315 m
Finish Altitude	1287 m
Vertical Drop	1028 m
Course Length	4480 m
Homologation Number	8217/10/06

Race Information

Course Setter	H. SCHMALZL	FIS
Number of Gates	51	
Start Time	12:15	

Forerunners	A - A. CROISIER	SUI	F - M. HARI	SUI
	B - P. GASSER	SUI	G - R. DE CESARIS	SUI
	C - J. RUSSI	SUI	H - M. NIQUILLE	SUI
	D - R. SUPPIGER	SUI	I - C. BOUDUBAN	SUI
	E - J. FRAVI	SUI		

Weather: Sunny Snow: Hard Temperature – Start: 0 °C Finish: 1 °C

Number of Competitors: 58

Bib	FIS Code	Name	Year of Birth	Nation	Time	Rank	Ski
1	501076	OLSSON Hans	1984	SWE	DNS		Head
2	530939	WEIBRECHT Andrew	1986	USA	2:31.52	(15)	Rossignol
3	510747	GRUENENFELDER Tobias	1977	SUI	DNF		Stoeckli
4	50858	STREITBERGER Georg	1981	AUT	2:29.60	(5)	Fischer
5	291389	FISCHNALLER Roland	1975	ITA	2:29.71	(6)	Head
6	293006	INNERHOFER Christof	1984	ITA	2:31.23	(13)	Rossignol
7	50625	RAICH Benjamin	1978	AUT	DNS		Atomic
8	291641	SULZENBACHER Kurt	1976	ITA	2:29.17	(3)	Fischer
9	533131	SULLIVAN Marco	1980	USA	2:29.78	(7)	Nordica
10	102263	GUAY Erik	1981	CAN	2:31.92	(16)	Atomic
11	560332	JERMAN Andrej	1978	SLO	DNF		Stoeckli
12	50695	BUDER Andreas	1979	AUT	DNS		Head
13	102899	OSBORNE–PARADIS Manuel	1984	CAN	2:29.02	(2)	Rossignol
14	50451	GRUBER Christoph	1976	AUT	DQ	Gate 50 Rule 629.3	Fischer
15	50423	MAIER Hermann	1972	AUT	2:32.04	(17)	Head
16	292455	FILL Peter	1982	ITA	DNS		Dynastar
17	191415	BOTTOLLIER–LASQUIN Marc	1979	FRA	2:40.23	(33)	Dynastar
18	533866	NYMAN Steven	1982	USA	2:30.23	(8)	Fischer

10-01-2008 / Wengen (SUI) / 6992

Page 1/2

Data Processing by LONGINES


www.fis-ski.com

LONGINES Timing

Generation Date: THU 10 JAN 2008

Time: 13:28

Document: 74A 1.0





AUDI FIS SKI WORLD CUP 2007/08
Wengen (SUI)



5th MEN'S DOWNHILL
RESULTS TRAINING 3 BY BIB

THU 10 JAN 2008
Start Time: 12:15

Number of Competitors: 58

Bib	FIS Code	Name	Year of Birth	Nation	Time	Rank	Ski
19	510767	HOFFMANN Ambrosi	1977	SUI	DNS		Head
20	532431	MILLER Bode	1977	USA	2:27.25	(1)	Head
21	532490	MACARTNEY Scott	1978	USA	DNS		Nordica
22	50041	WALCHHOFFER Michael	1975	AUT	DNS		Atomic
23	50753	KROELL Klaus	1980	AUT	2:29.17	(3)	Salomon
24	201439	STEHLE Johannes	1981	GER	DQ	Gate 50 Rule 629.3	Head
25	201606	KEPPLER Stephan	1983	GER	2:30.97	(11)	Head
26	51215	BAUMANN Romed	1986	AUT	2:33.57	(28)	Fischer
27	292514	HEEL Werner	1982	ITA	DNF		Rossignol
28	510165	HOFFER Beni	1978	SUI	2:30.40	(9)	Head
29	191964	POISSON David	1982	FRA	DQ	Gate 50 Rule 629.3	Salomon
30	290998	STAUDACHER Patrick	1980	ITA	DNS		Head
31	220228	MICKEL Finlay	1977	GBR	2:32.98	(25)	Atomic
32	50707	MATT Mario	1979	AUT	DNS		Fischer
33	560447	SPORN Andrej	1981	SLO	2:32.47	(20)	Elan
34	561067	PERKO Rok	1985	SLO	2:31.16	(12)	Stoeckli
35	510498	ZUEGER Cornel	1981	SUI	DQ	Gate 50 Rule 629.3	Stoeckli
36	102814	BOURQUE Francois	1984	CAN	DQ	Gate 50 Rule 629.3	Salomon
37	40171	BRANCH Craig	1977	AUS	2:32.48	(21)	Voelkl
38	510207	HARI Konrad	1978	SUI	2:31.25	(14)	Salomon
39	380292	ZRNCIC-DIM Natko	1986	CRO	2:32.53	(22)	Atomic
40	292291	THANEI Stefan	1981	ITA	DQ	Gate 50 Rule 629.3	Dynastar
41	510969	BONETTI Michael	1982	SUI	2:32.33	(18)	Head
42	293141	VARETTONI Silvano	1984	ITA	2:30.43	(10)	Atomic
43	150398	BANK Ondrej	1980	CZE	DNS		Elan
44	534567	LANNING Thomas (tj)	1984	USA	DNS		Nordica
45	50742	REICHELTHANNES	1980	AUT	2:32.80	(24)	Fischer
46	561085	KRIZAJ Andrej	1986	SLO	DQ	Gate 50 Rule 629.3	Rossignol
47	380260	KOSTELIC Ivica	1979	CRO	DNS		Fischer
48	292056	GUFLER Michael	1979	ITA	2:33.38	(26)	Atomic
49	292150	HAPPACHER Alex	1979	ITA	2:32.55	(23)	Rossignol
50	292967	EISATH Florian	1984	ITA	2:32.40	(19)	Atomic
51	420911	SOLBAKKEN Bjarne	1977	NOR	DQ	Gate 50 Rule 629.3	Nordica
52	50900	KOLL Alexander	1982	AUT	2:33.83	(29)	Salomon
53	293079	PITTSCHIELER Kurt	1984	ITA	2:34.58	(32)	Atomic
54	50824	DREIER Christoph	1981	AUT	2:33.55	(27)	Head
55	501230	ERICSSON Daniel	1987	SWE	DQ	Gate 23 Rule 629.3	
56	480736	HOROSHILOV Alexandr	1984	RUS	2:34.30	(31)	Salomon
57	201811	STECHELT Tobias	1985	GER	2:34.12	(30)	Head
58	60159	VAN BUYNDER Frederik	1988	BEL	2:40.37	(34)	

Reason for disqualification:

629.3 Does not pass through a gate correctly

LEGEND

DNS Did Not Start DNF Did Not Finish DQ Disqualified

10-01-2008 / Wengen (SUI) / 6992

Page 2/2

Data Processing by LONGINES

www.fis-ski.com

LONGINES Timing

Generation Date: THU 10 JAN 2008

Time: 13:28

Document: 74A 1.0

--	--	--	--	--	--



Wengen

11.–13. JANUAR 2008



SRG SSR idée suisse swisscom



AUDI FIS SKI WORLD CUP 2007/08



Wengen (SUI)



5th MEN'S DOWNHILL

THU 10 JAN 2008

PERFORMANCE ANALYSIS 1 TRAINING 3

Number of Competitors: 43

Rank	Bib	Name	Nation	Positions			Partials			Difference		Speed		
				Pos.	Time	Rank	Pos.	Time	Rank	Time	Dist(m)	Pos.	Km/h	Rank
1	20	MILLER Bode	USA	Int1:	45.04	(1)	I1-I2:	16.95	(7)	0.00		Sp1:	79.70	(1)
				Int2:	1:01.99	(1)	I2-I3:	23.37	(1)	0.00		Sp2:	110.50	(2)
				Int3:	1:25.36	(1)	I3-I4:	31.58	(1)	0.00		Sp3:	145.02	(9)
				Int4:	1:56.94	(1)	I4-I5:	13.09	(4)	0.00				
				Int5:	2:10.03	(1)	I5-Fin:	17.22	(2)	0.00	0.00	Avg.:	109.53	
				Fin:	2:27.25	(1)								
2	13	OSBORNE-PARADIS Manuel	CAN	Int1:	45.20	(2)	I1-I2:	16.86	(3)	0.16		Sp1:	74.50	(20)
				Int2:	1:02.06	(2)	I2-I3:	24.72	(22)	0.07		Sp2:	109.27	(4)
				Int3:	1:26.78	(4)	I3-I4:	31.89	(6)	1.42		Sp3:	145.03	(8)
				Int4:	1:58.67	(4)	I4-I5:	12.97	(1)	1.73				
				Int5:	2:11.64	(2)	I5-Fin:	17.38	(8)	1.61		Avg.:	108.23	
				Fin:	2:29.02	(2)			1.77	53.21				
3	23	KROELL Klaus	AUT	Int1:	45.55	(7)	I1-I2:	16.95	(7)	0.51		Sp1:	76.40	(9)
				Int2:	1:02.50	(6)	I2-I3:	24.05	(2)	0.51		Sp2:	109.07	(5)
				Int3:	1:26.55	(2)	I3-I4:	32.09	(14)	1.19		Sp3:	146.55	(1)
				Int4:	1:58.64	(2)	I4-I5:	13.02	(3)	1.70				
				Int5:	2:11.66	(3)	I5-Fin:	17.51	(14)	1.63		Avg.:	108.12	
				Fin:	2:29.17	(3)			1.92	57.66				
3	8	SULZENBACHER Kurt	ITA	Int1:	45.40	(3)	I1-I2:	17.08	(13)	0.36		Sp1:	73.30	(27)
				Int2:	1:02.48	(5)	I2-I3:	24.43	(14)	0.49		Sp2:	107.86	(19)
				Int3:	1:26.91	(5)	I3-I4:	31.93	(9)	1.55		Sp3:	144.38	(14)
				Int4:	1:58.84	(5)	I4-I5:	13.00	(2)	1.90				
				Int5:	2:11.84	(4)	I5-Fin:	17.33	(4)	1.81		Avg.:	108.12	
				Fin:	2:29.17	(3)			1.92	57.66				
5	40	THANEI Stefan	ITA	Int1:	45.82	(14)	I1-I2:	16.83	(2)	0.78		Sp1:	76.10	(11)
				Int2:	1:02.65	(8)	I2-I3:	24.54	(17)	0.66		Sp2:	109.47	(3)
				Int3:	1:27.19	(7)	I3-I4:	31.90	(8)	1.83		Sp3:	144.88	(12)
				Int4:	1:59.09	(7)	I4-I5:	13.10	(5)	2.15				
				Int5:	2:12.19	(6)	I5-Fin:	17.25	(3)	2.16		Avg.:	107.92	
				Fin:	2:29.44	(5)			2.19	65.65				
6	4	STREITBERGER Georg	AUT	Int1:	45.92	(15)	I1-I2:	17.20	(19)	0.88		Sp1:	75.70	(13)
				Int2:	1:03.12	(16)	I2-I3:	24.20	(6)	1.13		Sp2:	108.86	(7)
				Int3:	1:27.32	(12)	I3-I4:	31.80	(4)	1.96		Sp3:	145.57	(4)
				Int4:	1:59.12	(8)	I4-I5:	13.10	(5)	2.18				
				Int5:	2:12.22	(8)	I5-Fin:	17.38	(8)	2.19		Avg.:	107.81	
				Fin:	2:29.60	(6)			2.35	70.37				
7	14	GRUBER Christoph	AUT	Int1:	46.17	(22)	I1-I2:	17.02	(9)	1.13		Sp1:	75.60	(14)
				Int2:	1:03.19	(17)	I2-I3:	24.20	(6)	1.20		Sp2:	107.86	(19)
				Int3:	1:27.39	(13)	I3-I4:	32.02	(12)	2.03		Sp3:	144.25	(16)
				Int4:	1:59.41	(11)	I4-I5:	13.14	(8)	2.47				
				Int5:	2:12.55	(11)	I5-Fin:	17.07	(1)	2.52		Avg.:	107.79	
				Fin:	2:29.62	(7)			2.37	70.96				

10-01-2008 / Wengen (SUI) / 6992

Page 1/6

Data Processing by LONGINES


www.fis-ski.com

LONGINES Timing

Generation Date: THU 10 JAN 2008

Time: 13:21

Document: 77A 1.0





AUDI FIS SKI WORLD CUP 2007/08
Wengen (SUI)



5th MEN'S DOWNHILL

THU 10 JAN 2008

PERFORMANCE ANALYSIS 1 TRAINING 3

Number of Competitors: 43

Rank	Bib	Name	Nation	Positions			Partials			Difference		Speed		
				Pos.	Time	Rank	Pos.	Time	Rank	Time	Dist(m)	Pos.	Km/h	Rank
8	5	FISCHNALLER Roland	ITA	Int1: 45.61 (9)			I1-I2: 16.93 (6)			0.57		Sp1: 76.50 (8)		
				Int2: 1:02.54 (7)			I2-I3: 24.13 (4)			0.55		Sp2: 108.06 (12)		
				Int3: 1:26.67 (3)			I3-I4: 31.97 (11)			1.31		Sp3: 143.07 (26)		
				Int4: 1:58.64 (2)			I4-I5: 13.38 (18)			1.70				
				Int5: 2:12.02 (5)			I5-Fin: 17.69 (19)			1.99				
				Fin: 2:29.71 (8)						2.46	73.61	Avg.: 107.73		
9	9	SULLIVAN Marco	USA	Int1: 45.43 (4)			I1-I2: 17.02 (9)			0.39		Sp1: 73.00 (30)		
				Int2: 1:02.45 (3)			I2-I3: 24.78 (27)			0.46		Sp2: 108.06 (12)		
				Int3: 1:27.23 (8)			I3-I4: 31.69 (2)			1.87		Sp3: 145.36 (6)		
				Int4: 1:58.92 (6)			I4-I5: 13.28 (15)			1.98				
				Int5: 2:12.20 (7)			I5-Fin: 17.58 (17)			2.17				
				Fin: 2:29.78 (9)						2.53	75.67	Avg.: 107.68		
10	18	NYMAN Steven	USA	Int1: 45.70 (10)			I1-I2: 17.36 (27)			0.66		Sp1: 73.00 (30)		
				Int2: 1:03.06 (14)			I2-I3: 24.24 (10)			1.07		Sp2: 108.06 (12)		
				Int3: 1:27.30 (10)			I3-I4: 32.26 (17)			1.94		Sp3: 143.76 (19)		
				Int4: 1:59.56 (12)			I4-I5: 13.13 (7)			2.62				
				Int5: 2:12.69 (12)			I5-Fin: 17.54 (15)			2.66				
				Fin: 2:30.23 (10)						2.98	88.87	Avg.: 107.36		
11	28	HOFER Beni	SUI	Int1: 46.01 (18)			I1-I2: 16.82 (1)			0.97		Sp1: 73.10 (29)		
				Int2: 1:02.83 (10)			I2-I3: 24.48 (16)			0.84		Sp2: 106.30 (30)		
				Int3: 1:27.31 (11)			I3-I4: 32.27 (19)			1.95		Sp3: 141.50 (36)		
				Int4: 1:59.58 (13)			I4-I5: 13.38 (18)			2.64				
				Int5: 2:12.96 (13)			I5-Fin: 17.44 (12)			2.93				
				Fin: 2:30.40 (11)						3.15	93.83	Avg.: 107.23		
12	42	VARETTONI Silvano	ITA	Int1: 45.54 (5)			I1-I2: 17.46 (29)			0.50		Sp1: 78.10 (3)		
				Int2: 1:03.00 (12)			I2-I3: 24.25 (11)			1.01		Sp2: 108.06 (12)		
				Int3: 1:27.25 (9)			I3-I4: 31.89 (6)			1.89		Sp3: 143.82 (18)		
				Int4: 1:59.14 (9)			I4-I5: 13.26 (13)			2.20				
				Int5: 2:12.40 (9)			I5-Fin: 18.03 (31)			2.37				
				Fin: 2:30.43 (12)						3.18	94.70	Avg.: 107.21		
13	29	POISSON David	FRA	Int1: 46.03 (19)			I1-I2: 17.47 (30)			0.99		Sp1: 72.40 (35)		
				Int2: 1:03.50 (23)			I2-I3: 24.39 (12)			1.51		Sp2: 106.49 (25)		
				Int3: 1:27.89 (20)			I3-I4: 31.96 (10)			2.53		Sp3: 144.96 (10)		
				Int4: 1:59.85 (14)			I4-I5: 13.25 (10)			2.91				
				Int5: 2:13.10 (14)			I5-Fin: 17.35 (6)			3.07				
				Fin: 2:30.45 (13)						3.20	95.29	Avg.: 107.20		
14	35	ZUEGER Cornel	SUI	Int1: 45.96 (17)			I1-I2: 17.30 (23)			0.92		Sp1: 76.90 (6)		
				Int2: 1:03.26 (18)			I2-I3: 24.22 (8)			1.27		Sp2: 110.92 (1)		
				Int3: 1:27.48 (14)			I3-I4: 31.70 (3)			2.12		Sp3: 145.46 (5)		
				Int4: 1:59.18 (10)			I4-I5: 13.25 (10)			2.24				
				Int5: 2:12.43 (10)			I5-Fin: 18.14 (35)			2.40				
				Fin: 2:30.57 (14)						3.32	98.78	Avg.: 107.11		
15	25	KEPPLER Stephan	GER	Int1: 46.78 (35)			I1-I2: 17.53 (33)			1.74		Sp1: 75.40 (16)		
				Int2: 1:04.31 (35)			I2-I3: 24.08 (3)			2.32		Sp2: 108.46 (9)		
				Int3: 1:28.39 (26)			I3-I4: 31.88 (5)			3.03		Sp3: 144.96 (11)		
				Int4: 2:00.27 (19)			I4-I5: 13.27 (14)			3.33				
				Int5: 2:13.54 (17)			I5-Fin: 17.43 (10)			3.51				
				Fin: 2:30.97 (15)						3.72	110.39	Avg.: 106.83		
16	34	PERKO Rok	SLO	Int1: 45.78 (13)			I1-I2: 17.27 (21)			0.74		Sp1: 74.20 (24)		
				Int2: 1:03.05 (13)			I2-I3: 24.74 (23)			1.06		Sp2: 108.06 (12)		
				Int3: 1:27.79 (17)			I3-I4: 32.31 (21)			2.43		Sp3: 146.18 (2)		
				Int4: 2:00.10 (18)			I4-I5: 13.49 (30)			3.16				
				Int5: 2:13.59 (18)			I5-Fin: 17.57 (16)			3.56				
				Fin: 2:31.16 (16)						3.91	115.88	Avg.: 106.69		

--	--	--	--	--	--	--



AUDI FIS SKI WORLD CUP 2007/08
Wengen (SUI)



5th MEN'S DOWNHILL

THU 10 JAN 2008

PERFORMANCE ANALYSIS 1 TRAINING 3

Number of Competitors: 43

Rank	Bib	Name	Nation	Positions			Partials			Difference		Speed		
				Pos.	Time	Rank	Pos.	Time	Rank	Time	Dist(m)	Pos.	Km/h	Rank
17	36	BOURQUE Francois	CAN	Int1: 46.49 (28)			I1-I2: 16.90 (4)			1.45		Sp1: 73.80 (25)		
				Int2: 1:03.39 (20)			I2-I3: 24.80 (29)			1.40		Sp2: 106.88 (21)		
				Int3: 1:28.19 (24)			I3-I4: 32.27 (19)			2.83		Sp3: 142.49 (30)		
				Int4: 2:00.46 (23)			I4-I5: 13.34 (17)			3.52				
				Int5: 2:13.80 (21)			I5-Fin: 17.43 (10)			3.77				
				Fin: 2:31.23 (17)						3.98	117.90	Avg.: 106.65		
17	6	INNERHOFER Christof	ITA	Int1: 45.74 (12)			I1-I2: 17.04 (11)			0.70		Sp1: 78.10 (3)		
				Int2: 1:02.78 (9)			I2-I3: 25.05 (35)			0.79		Sp2: 108.06 (12)		
				Int3: 1:27.83 (19)			I3-I4: 32.62 (29)			2.47		Sp3: 138.92 (40)		
				Int4: 2:00.45 (22)			I4-I5: 13.44 (24)			3.51				
				Int5: 2:13.89 (22)			I5-Fin: 17.34 (5)			3.86				
				Fin: 2:31.23 (17)						3.98	117.90	Avg.: 106.65		
19	38	HARI Konrad	SUI	Int1: 46.18 (23)			I1-I2: 17.27 (21)			1.14		Sp1: 75.90 (12)		
				Int2: 1:03.45 (21)			I2-I3: 24.22 (8)			1.46		Sp2: 108.46 (9)		
				Int3: 1:27.67 (16)			I3-I4: 32.34 (22)			2.31		Sp3: 143.17 (25)		
				Int4: 2:00.01 (16)			I4-I5: 13.28 (15)			3.07				
				Int5: 2:13.29 (15)			I5-Fin: 17.96 (29)			3.26				
				Fin: 2:31.25 (19)						4.00	118.48	Avg.: 106.63		
20	2	WEIBRECHT Andrew	USA	Int1: 45.94 (16)			I1-I2: 17.70 (37)			0.90		Sp1: 77.20 (5)		
				Int2: 1:03.64 (26)			I2-I3: 24.17 (5)			1.65		Sp2: 100.30 (43)		
				Int3: 1:27.81 (18)			I3-I4: 32.26 (17)			2.45		Sp3: 144.70 (13)		
				Int4: 2:00.07 (17)			I4-I5: 13.45 (25)			3.13				
				Int5: 2:13.52 (16)			I5-Fin: 18.00 (30)			3.49				
				Fin: 2:31.52 (20)						4.27	126.25	Avg.: 106.44		
21	46	KRIZAJ Andrej	SLO	Int1: 46.51 (30)			I1-I2: 17.04 (11)			1.47		Sp1: 75.40 (16)		
				Int2: 1:03.55 (24)			I2-I3: 24.41 (13)			1.56		Sp2: 106.49 (25)		
				Int3: 1:27.96 (21)			I3-I4: 32.04 (13)			2.60		Sp3: 143.20 (23)		
				Int4: 2:00.00 (15)			I4-I5: 13.71 (37)			3.06				
				Int5: 2:13.71 (19)			I5-Fin: 18.17 (37)			3.68				
				Fin: 2:31.88 (21)						4.63	136.57	Avg.: 106.19		
22	10	GUAY Erik	CAN	Int1: 45.58 (8)			I1-I2: 17.51 (32)			0.54		Sp1: 70.00 (40)		
				Int2: 1:03.09 (15)			I2-I3: 24.55 (18)			1.10		Sp2: 106.49 (25)		
				Int3: 1:27.64 (15)			I3-I4: 33.56 (41)			2.28		Sp3: 145.16 (7)		
				Int4: 2:01.20 (26)			I4-I5: 13.23 (9)			4.26				
				Int5: 2:14.43 (23)			I5-Fin: 17.49 (13)			4.40				
				Fin: 2:31.92 (22)						4.67	137.71	Avg.: 106.16		
23	15	MAIER Hermann	AUT	Int1: 45.54 (5)			I1-I2: 16.92 (5)			0.50		Sp1: 73.50 (26)		
				Int2: 1:02.46 (4)			I2-I3: 24.69 (20)			0.47		Sp2: 106.88 (21)		
				Int3: 1:27.15 (6)			I3-I4: 33.28 (40)			1.79		Sp3: 131.42 (42)		
				Int4: 2:00.43 (21)			I4-I5: 14.26 (42)			3.49				
				Int5: 2:14.69 (27)			I5-Fin: 17.35 (6)			4.66				
				Fin: 2:32.04 (23)						4.79	141.14	Avg.: 106.08		
24	41	BONETTI Michael	SUI	Int1: 46.50 (29)			I1-I2: 17.30 (23)			1.46		Sp1: 76.20 (10)		
				Int2: 1:03.80 (30)			I2-I3: 24.44 (15)			1.81		Sp2: 108.46 (9)		
				Int3: 1:28.24 (25)			I3-I4: 32.59 (27)			2.88		Sp3: 143.38 (21)		
				Int4: 2:00.83 (24)			I4-I5: 13.68 (36)			3.89				
				Int5: 2:14.51 (24)			I5-Fin: 17.82 (25)			4.48				
				Fin: 2:32.33 (24)						5.08	149.40	Avg.: 105.88		
25	50	EISATH Florian	ITA	Int1: 46.89 (37)			I1-I2: 17.14 (15)			1.85		Sp1: 75.10 (18)		
				Int2: 1:04.03 (32)			I2-I3: 24.87 (31)			2.04		Sp2: 106.49 (25)		
				Int3: 1:28.90 (31)			I3-I4: 32.37 (23)			3.54		Sp3: 142.15 (34)		
				Int4: 2:01.27 (27)			I4-I5: 13.25 (10)			4.33				
				Int5: 2:14.52 (25)			I5-Fin: 17.88 (27)			4.49				
				Fin: 2:32.40 (25)						5.15	151.39	Avg.: 105.83		



PERFORMANCE ANALYSIS 1 TRAINING 3

Number of Competitors: 43

Rank	Bib	Name	Nation	Positions			Partials			Difference		Speed													
				Pos.	Time	Rank	Pos.	Time	Rank	Time	Dist(m)	Pos.	Km/h	Rank											
26	33	SPORN Andrej	SLO	Int1: 46.11 (20)	Int2: 1:04.20 (33)	Int3: 1:29.42 (37)	Int4: 2:01.51 (30)	Int5: 2:14.89 (30)	Fin: 2:32.47 (26)	I1-I2: 18.09 (41)	I2-I3: 25.22 (37)	I3-I4: 32.09 (14)	I4-I5: 13.38 (18)	I5-Fin: 17.58 (17)	1.07	2.21	4.06	4.57	4.86	5.22	153.38	Sp1: 70.00 (40)	Sp2: 105.53 (37)	Sp3: 145.92 (3)	Avg.: 105.78
27	37	BRANCH Craig	AUS	Int1: 46.27 (24)	Int2: 1:03.75 (29)	Int3: 1:28.90 (31)	Int4: 2:01.32 (29)	Int5: 2:14.70 (28)	Fin: 2:32.48 (27)	I1-I2: 17.48 (31)	I2-I3: 25.15 (36)	I3-I4: 32.42 (25)	I4-I5: 13.38 (18)	I5-Fin: 17.78 (22)	1.23	1.76	3.54	4.38	4.67	5.23	153.66	Sp1: 71.60 (39)	Sp2: 105.92 (34)	Sp3: 144.26 (15)	Avg.: 105.77
28	39	ZRNCIC-DIM Natko	CRO	Int1: 46.35 (25)	Int2: 1:03.48 (22)	Int3: 1:28.08 (23)	Int4: 2:00.27 (19)	Int5: 2:13.74 (20)	Fin: 2:32.53 (28)	I1-I2: 17.13 (14)	I2-I3: 24.60 (19)	I3-I4: 32.19 (16)	I4-I5: 13.47 (29)	I5-Fin: 18.79 (40)	1.31	1.49	2.72	3.33	3.71	5.28	155.08	Sp1: 76.80 (7)	Sp2: 108.66 (8)	Sp3: 142.50 (29)	Avg.: 105.74
29	49	HAPPACHER Alex	ITA	Int1: 46.54 (31)	Int2: 1:03.73 (27)	Int3: 1:28.42 (27)	Int4: 2:01.18 (25)	Int5: 2:14.68 (26)	Fin: 2:32.55 (29)	I1-I2: 17.19 (18)	I2-I3: 24.69 (20)	I3-I4: 32.76 (35)	I4-I5: 13.50 (31)	I5-Fin: 17.87 (26)	1.50	1.74	3.06	4.24	4.65	5.30	155.65	Sp1: 73.00 (30)	Sp2: 105.35 (39)	Sp3: 142.45 (32)	Avg.: 105.72
30	51	SOLBAKKEN Bjarne	NOR	Int1: 46.42 (27)	Int2: 1:03.73 (27)	Int3: 1:28.48 (28)	Int4: 2:01.27 (27)	Int5: 2:14.83 (29)	Fin: 2:32.62 (30)	I1-I2: 17.31 (25)	I2-I3: 24.75 (25)	I3-I4: 32.79 (36)	I4-I5: 13.56 (34)	I5-Fin: 17.79 (24)	1.38	1.74	3.12	4.33	4.80	5.37	157.63	Sp1: 74.40 (22)	Sp2: 105.53 (37)	Sp3: 141.64 (35)	Avg.: 105.67
31	45	REICHELTH Hannes	AUT	Int1: 46.13 (21)	Int2: 1:03.27 (19)	Int3: 1:29.06 (33)	Int4: 2:01.66 (31)	Int5: 2:15.06 (31)	Fin: 2:32.80 (31)	I1-I2: 17.14 (15)	I2-I3: 25.79 (41)	I3-I4: 32.60 (28)	I4-I5: 13.40 (22)	I5-Fin: 17.74 (20)	1.09	1.28	3.70	4.72	5.03	5.55	162.72	Sp1: 66.50 (43)	Sp2: 105.72 (36)	Sp3: 142.57 (28)	Avg.: 105.55
32	31	MICKEL Finlay	GBR	Int1: 46.41 (26)	Int2: 1:03.55 (24)	Int3: 1:28.81 (30)	Int4: 2:01.79 (34)	Int5: 2:15.24 (33)	Fin: 2:32.98 (32)	I1-I2: 17.14 (15)	I2-I3: 25.26 (39)	I3-I4: 32.98 (37)	I4-I5: 13.45 (25)	I5-Fin: 17.74 (20)	1.37	1.56	3.45	4.85	5.21	5.73	167.80	Sp1: 74.40 (22)	Sp2: 106.30 (30)	Sp3: 142.46 (31)	Avg.: 105.43
33	48	GUFLER Michael	ITA	Int1: 46.56 (32)	Int2: 1:03.97 (31)	Int3: 1:28.76 (29)	Int4: 2:01.76 (32)	Int5: 2:15.30 (34)	Fin: 2:33.38 (33)	I1-I2: 17.41 (28)	I2-I3: 24.79 (28)	I3-I4: 33.00 (38)	I4-I5: 13.54 (32)	I5-Fin: 18.08 (33)	1.52	1.98	3.40	4.82	5.27	6.13	179.05	Sp1: 72.30 (36)	Sp2: 105.16 (40)	Sp3: 139.88 (39)	Avg.: 105.15
34	54	DREIER Christoph	AUT	Int1: 47.11 (40)	Int2: 1:04.44 (37)	Int3: 1:29.32 (36)	Int4: 2:01.99 (37)	Int5: 2:15.41 (35)	Fin: 2:33.55 (34)	I1-I2: 17.33 (26)	I2-I3: 24.88 (32)	I3-I4: 32.67 (31)	I4-I5: 13.42 (23)	I5-Fin: 18.14 (35)	2.07	2.45	3.96	5.05	5.38	6.30	183.81	Sp1: 78.30 (2)	Sp2: 106.49 (25)	Sp3: 142.94 (27)	Avg.: 105.03

PERFORMANCE ANALYSIS 1 TRAINING 3

Number of Competitors: 43

Rank	Bib	Name	Nation	Positions			Partials			Difference		Speed		
				Pos.	Time	Rank	Pos.	Time	Rank	Time	Dist(m)	Pos.	Km/h	Rank
35	26	BAUMANN Romed	AUT	Int1: 46.86 (36)			I1-I2: 17.89 (40)			1.82		Sp1: 72.80 (33)		
				Int2: 1:04.75 (39)			I2-I3: 24.74 (23)			2.76		Sp2: 106.30 (30)		
				Int3: 1:29.49 (38)			I3-I4: 32.49 (26)			4.13		Sp3: 143.94 (17)		
				Int4: 2:01.98 (36)			I4-I5: 13.54 (32)			5.04				
				Int5: 2:15.52 (36)			I5-Fin: 18.05 (32)			5.49				
				Fin: 2:33.57 (35)						6.32	184.37	Avg.: 105.02		
36	52	KOLL Alexander	AUT	Int1: 46.94 (38)			I1-I2: 17.59 (34)			1.90		Sp1: 75.60 (14)		
				Int2: 1:04.53 (38)			I2-I3: 25.23 (38)			2.54		Sp2: 105.92 (34)		
				Int3: 1:29.76 (40)			I3-I4: 32.73 (32)			4.40		Sp3: 141.09 (38)		
				Int4: 2:02.49 (39)			I4-I5: 13.56 (34)			5.55				
				Int5: 2:16.05 (37)			I5-Fin: 17.78 (22)			6.02				
				Fin: 2:33.83 (36)						6.58	191.63	Avg.: 104.84		
37	57	STECHERT Tobias	GER	Int1: 46.58 (33)			I1-I2: 17.64 (35)			1.54		Sp1: 73.30 (27)		
				Int2: 1:04.22 (34)			I2-I3: 24.92 (33)			2.23		Sp2: 108.06 (12)		
				Int3: 1:29.14 (34)			I3-I4: 32.63 (30)			3.78		Sp3: 143.19 (24)		
				Int4: 2:01.77 (33)			I4-I5: 13.45 (25)			4.83				
				Int5: 2:15.22 (32)			I5-Fin: 18.90 (42)			5.19				
				Fin: 2:34.12 (37)						6.87	199.70	Avg.: 104.65		
38	56	HOROSHILOV Alexandr	RUS	Int1: 47.16 (41)			I1-I2: 17.77 (38)			2.12		Sp1: 74.50 (20)		
				Int2: 1:04.93 (41)			I2-I3: 24.77 (26)			2.94		Sp2: 106.69 (23)		
				Int3: 1:29.70 (39)			I3-I4: 32.74 (33)			4.34		Sp3: 143.25 (22)		
				Int4: 2:02.44 (38)			I4-I5: 13.73 (38)			5.50				
				Int5: 2:16.17 (39)			I5-Fin: 18.13 (34)			6.14				
				Fin: 2:34.30 (38)						7.05	204.69	Avg.: 104.52		
39	24	STEHLE Johannes	GER	Int1: 46.94 (38)			I1-I2: 18.41 (42)			1.90		Sp1: 71.80 (38)		
				Int2: 1:05.35 (42)			I2-I3: 25.36 (40)			3.36		Sp2: 106.11 (33)		
				Int3: 1:30.71 (41)			I3-I4: 32.40 (24)			5.35		Sp3: 142.21 (33)		
				Int4: 2:03.11 (40)			I4-I5: 13.46 (28)			6.17				
				Int5: 2:16.57 (40)			I5-Fin: 17.94 (28)			6.54				
				Fin: 2:34.51 (39)						7.26	210.50	Avg.: 104.38		
40	53	PITTSCHIELER Kurt	ITA	Int1: 46.60 (34)			I1-I2: 17.79 (39)			1.56		Sp1: 72.10 (37)		
				Int2: 1:04.39 (36)			I2-I3: 24.81 (30)			2.40		Sp2: 106.69 (23)		
				Int3: 1:29.20 (35)			I3-I4: 32.75 (34)			3.84		Sp3: 141.26 (37)		
				Int4: 2:01.95 (35)			I4-I5: 14.16 (41)			5.01				
				Int5: 2:16.11 (38)			I5-Fin: 18.47 (39)			6.08				
				Fin: 2:34.58 (40)						7.33	212.44	Avg.: 104.33		
41	55	ERICSSON Daniel	SWE	Int1: 47.16 (41)			I1-I2: 17.68 (36)			2.12		Sp1: 72.80 (33)		
				Int2: 1:04.84 (40)			I2-I3: 27.28 (43)			2.85		Sp2: 105.16 (40)		
				Int3: 1:32.12 (42)			I3-I4: 33.27 (39)			6.76		Sp3: 143.58 (20)		
				Int4: 2:05.39 (41)			I4-I5: 13.74 (39)			8.45				
				Int5: 2:19.13 (41)			I5-Fin: 18.33 (38)			9.10				
				Fin: 2:37.46 (41)						10.21	290.49	Avg.: 102.43		
42	17	BOTTOLIER-LASQUIN Marc	FRA	Int1: 45.72 (11)			I1-I2: 17.26 (20)			0.68		Sp1: 74.70 (19)		
				Int2: 1:02.98 (11)			I2-I3: 24.98 (34)			0.99		Sp2: 109.07 (5)		
				Int3: 1:27.96 (21)			I3-I4:			2.60		Sp3:		
				Int4:			I4-I5:							
				Int5:			I5-Fin:							
				Fin: 2:40.23 (42)						12.98	362.92	Avg.: 100.66		
43	58	VAN BUYNDER Frederik	BEL	Int1: 48.53 (43)			I1-I2: 18.61 (43)			3.49		Sp1: 69.20 (42)		
				Int2: 1:07.14 (43)			I2-I3: 26.14 (42)			5.15		Sp2: 103.49 (42)		
				Int3: 1:33.28 (43)			I3-I4: 34.25 (42)			7.92		Sp3: 137.94 (41)		
				Int4: 2:07.53 (42)			I4-I5: 14.03 (40)			10.59				
				Int5: 2:21.56 (42)			I5-Fin: 18.81 (41)			11.53				
				Fin: 2:40.37 (43)						13.12	366.51	Avg.: 100.57		



PERFORMANCE ANALYSIS 1 TRAINING 3

LEGEND							
Pos	Intermediate or Speed Position	Int1:	Intermediate 1	Int4:	Intermediate 4	Sp2:	Speed Trap 2
Avg.	Average Speed for the race	Int2:	Intermediate 2	Int5:	Intermediate 5	Sp3:	Speed Trap 3
Dist(m)	Distance behind the first	Int3:	Intermediate 3	Sp1:	Speed Trap 1	Fin:	Finish

10-01-2008 / Wengen (SUI) / 6992

Page 6/6

Data Processing by LONGINES

www.fis-ski.com

LONGINES Timing

Generation Date: THU 10 JAN 2008

Time: 13:21

Document: 77A 1.0

--	--	--	--	--	--



Wengen

11.–13. JANUAR 2008

JUNGFRAUBAHNEN



SRG SSR idée suisse swisscom



AUDI FIS SKI WORLD CUP 2007/08



Wengen (SUI)



5th MEN'S DOWNHILL

THU 10 JAN 2008

PERFORMANCE ANALYSIS 2 TRAINING 3

Number of Competitors: 58

Bib	Name	Nation	Positions			Partials			Difference		Speed		
			Pos.	Time	Rank	Pos.	Time	Rank	Time	Dist(m)	Pos.	Km/h	Rank
1	OLSSON Hans	SWE	Int1:			I1-I2:					Sp1:		
			Int2:			I2-I3:					Sp2:		
			Int3:			I3-I4:					Sp3:		
			Int4:			I4-I5:							
			Int5:			I5-Fin:							
			Fin:	DNS							Avg.:		
2	WEIBRECHT Andrew	USA	Int1:	45.94	(19)	I1-I2:	17.70	(40)	0.90		Sp1:	77.20	(5)
			Int2:	1:03.64	(29)	I2-I3:	24.17	(5)	1.65		Sp2:	100.30	(45)
			Int3:	1:27.81	(19)	I3-I4:	32.26	(17)	2.45		Sp3:	144.70	(13)
			Int4:	2:00.07	(17)	I4-I5:	13.45	(25)	3.13				
			Int5:	2:13.52	(16)	I5-Fin:	18.00	(30)	3.49				
			Fin:	2:31.52	(20)				4.27	126.25	Avg.:	106.44	
3	GRUENENFELDER Tobias	SUI	Int1:	45.70	(11)	I1-I2:	17.47	(32)	0.66		Sp1:	72.30	(36)
			Int2:	1:03.17	(19)	I2-I3:	24.39	(12)	1.18		Sp2:	107.08	(22)
			Int3:	1:27.56	(15)	I3-I4:			2.20		Sp3:		
			Int4:			I4-I5:							
			Int5:			I5-Fin:							
			Fin:	DNF							Avg.:		
4	STREITBERGER Georg	AUT	Int1:	45.92	(18)	I1-I2:	17.20	(20)	0.88		Sp1:	75.70	(13)
			Int2:	1:03.12	(18)	I2-I3:	24.20	(6)	1.13		Sp2:	108.86	(7)
			Int3:	1:27.32	(12)	I3-I4:	31.80	(4)	1.96		Sp3:	145.57	(4)
			Int4:	1:59.12	(8)	I4-I5:	13.10	(5)	2.18				
			Int5:	2:12.22	(8)	I5-Fin:	17.38	(8)	2.19				
			Fin:	2:29.60	(6)				2.35	70.37	Avg.:	107.81	
5	FISCHNALLER Roland	ITA	Int1:	45.61	(10)	I1-I2:	16.93	(7)	0.57		Sp1:	76.50	(8)
			Int2:	1:02.54	(7)	I2-I3:	24.13	(4)	0.55		Sp2:	108.06	(12)
			Int3:	1:26.67	(3)	I3-I4:	31.97	(11)	1.31		Sp3:	143.07	(26)
			Int4:	1:58.64	(2)	I4-I5:	13.38	(18)	1.70				
			Int5:	2:12.02	(5)	I5-Fin:	17.69	(19)	1.99				
			Fin:	2:29.71	(8)				2.46	73.61	Avg.:	107.73	
6	INNERHOFER Christof	ITA	Int1:	45.74	(14)	I1-I2:	17.04	(12)	0.70		Sp1:	78.10	(3)
			Int2:	1:02.78	(9)	I2-I3:	25.05	(36)	0.79		Sp2:	108.06	(12)
			Int3:	1:27.83	(20)	I3-I4:	32.62	(29)	2.47		Sp3:	138.92	(40)
			Int4:	2:00.45	(22)	I4-I5:	13.44	(24)	3.51				
			Int5:	2:13.89	(22)	I5-Fin:	17.34	(5)	3.86				
			Fin:	2:31.23	(17)				3.98	117.90	Avg.:	106.65	
7	RAICH Benjamin	AUT	Int1:			I1-I2:					Sp1:		
			Int2:			I2-I3:					Sp2:		
			Int3:			I3-I4:					Sp3:		
			Int4:			I4-I5:							
			Int5:			I5-Fin:							
			Fin:	DNS							Avg.:		

10-01-2008 / Wengen (SUI) / 6992

Page 1/7

Data Processing by LONGINES


www.fis-ski.com

LONGINES Timing

Generation Date: THU 10 JAN 2008

Time: 13:21

Document: 77B 1.0



PERFORMANCE ANALYSIS 2 TRAINING 3

Number of Competitors: 58

Bib	Name	Nation	Positions			Partials			Difference		Speed		
			Pos.	Time	Rank	Pos.	Time	Rank	Time	Dist(m)	Pos.	Km/h	Rank
8	SULZENBACHER Kurt	ITA	Int1: 45.40 (3)			11-12: 17.08 (14)			0.36		Sp1: 73.30 (27)		
			Int2: 1:02.48 (5)			12-13: 24.43 (15)			0.49		Sp2: 107.86 (19)		
			Int3: 1:26.91 (5)			13-14: 31.93 (9)			1.55		Sp3: 144.38 (14)		
			Int4: 1:58.84 (5)			14-15: 13.00 (2)			1.90				
			Int5: 2:11.84 (4)			15-Fin: 17.33 (4)			1.81				
			Fin: 2:29.17 (3)						1.92	57.66	Avg.: 108.12		
9	SULLIVAN Marco	USA	Int1: 45.43 (4)			11-12: 17.02 (10)			0.39		Sp1: 73.00 (30)		
			Int2: 1:02.45 (3)			12-13: 24.78 (28)			0.46		Sp2: 108.06 (12)		
			Int3: 1:27.23 (8)			13-14: 31.69 (2)			1.87		Sp3: 145.36 (6)		
			Int4: 1:58.92 (6)			14-15: 13.28 (15)			1.98				
			Int5: 2:12.20 (7)			15-Fin: 17.58 (17)			2.17				
			Fin: 2:29.78 (9)						2.53	75.67	Avg.: 107.68		
10	GUAY Erik	CAN	Int1: 45.58 (9)			11-12: 17.51 (35)			0.54		Sp1: 70.00 (42)		
			Int2: 1:03.09 (17)			12-13: 24.55 (19)			1.10		Sp2: 106.49 (27)		
			Int3: 1:27.64 (16)			13-14: 33.56 (41)			2.28		Sp3: 145.16 (7)		
			Int4: 2:01.20 (26)			14-15: 13.23 (9)			4.26				
			Int5: 2:14.43 (23)			15-Fin: 17.49 (13)			4.40				
			Fin: 2:31.92 (22)						4.67	137.71	Avg.: 106.16		
11	JERMAN Andrej	SLO	Int1: 45.52 (5)			11-12: 17.29 (24)			0.48		Sp1: 72.00 (39)		
			Int2: 1:02.81 (11)			12-13: 25.07 (37)			0.82		Sp2: 107.27 (21)		
			Int3: 1:27.88 (21)			13-14:			2.52		Sp3:		
			Int4:			14-15:							
			Int5:			15-Fin:							
			Fin: DNF								Avg.:		
12	BUDER Andreas	AUT	Int1:			11-12:					Sp1:		
			Int2:			12-13:					Sp2:		
			Int3:			13-14:					Sp3:		
			Int4:			14-15:							
			Int5:			15-Fin:							
			Fin: DNS								Avg.:		
13	OSBORNE-PARADIS Manuel	CAN	Int1: 45.20 (2)			11-12: 16.86 (3)			0.16		Sp1: 74.50 (20)		
			Int2: 1:02.06 (2)			12-13: 24.72 (23)			0.07		Sp2: 109.27 (4)		
			Int3: 1:26.78 (4)			13-14: 31.89 (6)			1.42		Sp3: 145.03 (8)		
			Int4: 1:58.67 (4)			14-15: 12.97 (1)			1.73				
			Int5: 2:11.64 (2)			15-Fin: 17.38 (8)			1.61				
			Fin: 2:29.02 (2)						1.77	53.21	Avg.: 108.23		
14	GRUBER Christoph	AUT	Int1: 46.17 (25)			11-12: 17.02 (10)			1.13		Sp1: 75.60 (14)		
			Int2: 1:03.19 (20)			12-13: 24.20 (6)			1.20		Sp2: 107.86 (19)		
			Int3: 1:27.39 (13)			13-14: 32.02 (12)			2.03		Sp3: 144.25 (16)		
			Int4: 1:59.41 (11)			14-15: 13.14 (8)			2.47				
			Int5: 2:12.55 (11)			15-Fin: 17.07 (1)			2.52				
			Fin: 2:29.62 (7)						2.37	70.96	Avg.: 107.79		
15	MAIER Hermann	AUT	Int1: 45.54 (6)			11-12: 16.92 (6)			0.50		Sp1: 73.50 (26)		
			Int2: 1:02.46 (4)			12-13: 24.69 (21)			0.47		Sp2: 106.88 (23)		
			Int3: 1:27.15 (6)			13-14: 33.28 (40)			1.79		Sp3: 131.42 (42)		
			Int4: 2:00.43 (21)			14-15: 14.26 (42)			3.49				
			Int5: 2:14.69 (27)			15-Fin: 17.35 (6)			4.66				
			Fin: 2:32.04 (23)						4.79	141.14	Avg.: 106.08		
16	FILL Peter	ITA	Int1:			11-12:					Sp1:		
			Int2:			12-13:					Sp2:		
			Int3:			13-14:					Sp3:		
			Int4:			14-15:							
			Int5:			15-Fin:							
			Fin: DNS								Avg.:		



AUDI FIS SKI WORLD CUP 2007/08
Wengen (SUI)



5th MEN'S DOWNHILL

THU 10 JAN 2008

PERFORMANCE ANALYSIS 2 TRAINING 3

Number of Competitors: 58

Bib	Name	Nation	Positions			Partials			Difference		Speed		
			Pos.	Time	Rank	Pos.	Time	Rank	Time	Dist(m)	Pos.	Km/h	Rank
17	BOTTOLLIER-LASQUIN Marc	FRA	Int1: 45.72 (13) Int2: 1:02.98 (13) Int3: 1:27.96 (23) Int4: Int5: Fin: 2:40.23 (42)			I1-I2: 17.26 (21) I2-I3: 24.98 (35) I3-I4: I4-I5: I5-Fin:		0.68 0.99 2.60		Sp1: 74.70 (19) Sp2: 109.07 (5) Sp3:		Avg.: 100.66	
18	NYMAN Steven	USA	Int1: 45.70 (11) Int2: 1:03.06 (16) Int3: 1:27.30 (10) Int4: 1:59.56 (12) Int5: 2:12.69 (12) Fin: 2:30.23 (10)			I1-I2: 17.36 (29) I2-I3: 24.24 (10) I3-I4: 32.26 (17) I4-I5: 13.13 (7) I5-Fin: 17.54 (15)		0.66 1.07 1.94 2.62 2.66 2.98	88.87	Sp1: 73.00 (30) Sp2: 108.06 (12) Sp3: 143.76 (19)		Avg.: 107.36	
19	HOFFMANN Ambrosi	SUI	Int1: Int2: Int3: Int4: Int5: Fin: DNS			I1-I2: I2-I3: I3-I4: I4-I5: I5-Fin:				Sp1: Sp2: Sp3:		Avg.:	
20	MILLER Bode	USA	Int1: 45.04 (1) Int2: 1:01.99 (1) Int3: 1:25.36 (1) Int4: 1:56.94 (1) Int5: 2:10.03 (1) Fin: 2:27.25 (1)			I1-I2: 16.95 (8) I2-I3: 23.37 (1) I3-I4: 31.58 (1) I4-I5: 13.09 (4) I5-Fin: 17.22 (2)		0.00 0.00 0.00 0.00 0.00	0.00	Sp1: 79.70 (1) Sp2: 110.50 (2) Sp3: 145.02 (9)		Avg.: 109.53	
21	MACARTNEY Scott	USA	Int1: Int2: Int3: Int4: Int5: Fin: DNS			I1-I2: I2-I3: I3-I4: I4-I5: I5-Fin:				Sp1: Sp2: Sp3:		Avg.:	
22	WALCHHOFER Michael	AUT	Int1: Int2: Int3: Int4: Int5: Fin: DNS			I1-I2: I2-I3: I3-I4: I4-I5: I5-Fin:				Sp1: Sp2: Sp3:		Avg.:	
23	KROELL Klaus	AUT	Int1: 45.55 (8) Int2: 1:02.50 (6) Int3: 1:26.55 (2) Int4: 1:58.64 (2) Int5: 2:11.66 (3) Fin: 2:29.17 (3)			I1-I2: 16.95 (8) I2-I3: 24.05 (2) I3-I4: 32.09 (14) I4-I5: 13.02 (3) I5-Fin: 17.51 (14)		0.51 0.51 1.19 1.70 1.63	57.66	Sp1: 76.40 (9) Sp2: 109.07 (5) Sp3: 146.55 (1)		Avg.: 108.12	
24	STEHLE Johannes	GER	Int1: 46.94 (41) Int2: 1:05.35 (45) Int3: 1:30.71 (43) Int4: 2:03.11 (40) Int5: 2:16.57 (40) Fin: 2:34.51 (39)			I1-I2: 18.41 (45) I2-I3: 25.36 (42) I3-I4: 32.40 (24) I4-I5: 13.46 (28) I5-Fin: 17.94 (28)		1.90 3.36 5.35 6.17 6.54 7.26	210.50	Sp1: 71.80 (40) Sp2: 106.11 (35) Sp3: 142.21 (33)		Avg.: 104.38	
25	KEPPLER Stephan	GER	Int1: 46.78 (38) Int2: 1:04.31 (38) Int3: 1:28.39 (28) Int4: 2:00.27 (19) Int5: 2:13.54 (17) Fin: 2:30.97 (15)			I1-I2: 17.53 (36) I2-I3: 24.08 (3) I3-I4: 31.88 (5) I4-I5: 13.27 (14) I5-Fin: 17.43 (10)		1.74 2.32 3.03 3.33 3.51 3.72	110.39	Sp1: 75.40 (16) Sp2: 108.46 (9) Sp3: 144.96 (11)		Avg.: 106.83	



PERFORMANCE ANALYSIS 2 TRAINING 3

Number of Competitors: 58

Bib	Name	Nation	Positions			Partials			Difference		Speed		
			Pos.	Time	Rank	Pos.	Time	Rank	Time	Dist(m)	Pos.	Km/h	Rank
26	BAUMANN Romed	AUT	Int1: 46.86 (39)			I1-I2: 17.89 (43)			1.82		Sp1: 72.80 (33)		
			Int2: 1:04.75 (42)			I2-I3: 24.74 (24)			2.76		Sp2: 106.30 (32)		
			Int3: 1:29.49 (40)			I3-I4: 32.49 (26)			4.13		Sp3: 143.94 (17)		
			Int4: 2:01.98 (36)			I4-I5: 13.54 (32)			5.04				
			Int5: 2:15.52 (36)			I5-Fin: 18.05 (32)			5.49				
			Fin: 2:33.57 (35)						6.32	184.37	Avg.: 105.02		
27	HEEL Werner	ITA	Int1: 45.91 (17)			I1-I2: 16.87 (4)			0.87		Sp1:		
			Int2: 1:02.78 (9)			I2-I3:			0.79		Sp2:		
			Int3:			I3-I4:					Sp3:		
			Int4:			I4-I5:							
			Int5:			I5-Fin:							
			Fin: DNF								Avg.:		
28	HOFER Beni	SUI	Int1: 46.01 (21)			I1-I2: 16.82 (1)			0.97		Sp1: 73.10 (29)		
			Int2: 1:02.83 (12)			I2-I3: 24.48 (17)			0.84		Sp2: 106.30 (32)		
			Int3: 1:27.31 (11)			I3-I4: 32.27 (19)			1.95		Sp3: 141.50 (36)		
			Int4: 1:59.58 (13)			I4-I5: 13.38 (18)			2.64				
			Int5: 2:12.96 (13)			I5-Fin: 17.44 (12)			2.93				
			Fin: 2:30.40 (11)						3.15	93.83	Avg.: 107.23		
29	POISSON David	FRA	Int1: 46.03 (22)			I1-I2: 17.47 (32)			0.99		Sp1: 72.40 (35)		
			Int2: 1:03.50 (26)			I2-I3: 24.39 (12)			1.51		Sp2: 106.49 (27)		
			Int3: 1:27.89 (22)			I3-I4: 31.96 (10)			2.53		Sp3: 144.96 (10)		
			Int4: 1:59.85 (14)			I4-I5: 13.25 (10)			2.91				
			Int5: 2:13.10 (14)			I5-Fin: 17.35 (6)			3.07				
			Fin: 2:30.45 (13)						3.20	95.29	Avg.: 107.20		
30	STAUDACHER Patrick	ITA	Int1:			I1-I2:					Sp1:		
			Int2:			I2-I3:					Sp2:		
			Int3:			I3-I4:					Sp3:		
			Int4:			I4-I5:							
			Int5:			I5-Fin:							
			Fin: DNS								Avg.:		
31	MICKEL Finlay	GBR	Int1: 46.41 (29)			I1-I2: 17.14 (16)			1.37		Sp1: 74.40 (22)		
			Int2: 1:03.55 (27)			I2-I3: 25.26 (41)			1.56		Sp2: 106.30 (32)		
			Int3: 1:28.81 (32)			I3-I4: 32.98 (37)			3.45		Sp3: 142.46 (31)		
			Int4: 2:01.79 (34)			I4-I5: 13.45 (25)			4.85				
			Int5: 2:15.24 (33)			I5-Fin: 17.74 (20)			5.21				
			Fin: 2:32.98 (32)						5.73	167.80	Avg.: 105.43		
32	MATT Mario	AUT	Int1:			I1-I2:					Sp1:		
			Int2:			I2-I3:					Sp2:		
			Int3:			I3-I4:					Sp3:		
			Int4:			I4-I5:							
			Int5:			I5-Fin:							
			Fin: DNS								Avg.:		
33	SPORN Andrej	SLO	Int1: 46.11 (23)			I1-I2: 18.09 (44)			1.07		Sp1: 70.00 (42)		
			Int2: 1:04.20 (36)			I2-I3: 25.22 (39)			2.21		Sp2: 105.53 (39)		
			Int3: 1:29.42 (39)			I3-I4: 32.09 (14)			4.06		Sp3: 145.92 (3)		
			Int4: 2:01.51 (30)			I4-I5: 13.38 (18)			4.57				
			Int5: 2:14.89 (30)			I5-Fin: 17.58 (17)			4.86				
			Fin: 2:32.47 (26)						5.22	153.38	Avg.: 105.78		
34	PERKO Rok	SLO	Int1: 45.78 (15)			I1-I2: 17.27 (22)			0.74		Sp1: 74.20 (24)		
			Int2: 1:03.05 (15)			I2-I3: 24.74 (24)			1.06		Sp2: 108.06 (12)		
			Int3: 1:27.79 (18)			I3-I4: 32.31 (21)			2.43		Sp3: 146.18 (2)		
			Int4: 2:00.10 (18)			I4-I5: 13.49 (30)			3.16				
			Int5: 2:13.59 (18)			I5-Fin: 17.57 (16)			3.56				
			Fin: 2:31.16 (16)						3.91	115.88	Avg.: 106.69		



AUDI FIS SKI WORLD CUP 2007/08
Wengen (SUI)



5th MEN'S DOWNHILL

THU 10 JAN 2008

PERFORMANCE ANALYSIS 2 TRAINING 3

Number of Competitors: 58

Bib	Name	Nation	Positions			Partials			Difference		Speed		
			Pos.	Time	Rank	Pos.	Time	Rank	Time	Dist(m)	Pos.	Km/h	Rank
35	ZUEGER Cornel	SUI	Int1: 45.96 (20)			11-12: 17.30 (25)			0.92		Sp1: 76.90 (6)		
			Int2: 1:03.26 (21)			12-13: 24.22 (8)			1.27		Sp2: 110.92 (1)		
			Int3: 1:27.48 (14)			13-14: 31.70 (3)			2.12		Sp3: 145.46 (5)		
			Int4: 1:59.18 (10)			14-15: 13.25 (10)			2.24				
			Int5: 2:12.43 (10)			15-Fin: 18.14 (35)			2.40				
			Fin: 2:30.57 (14)						3.32	98.78	Avg.: 107.11		
36	BOURQUE Francois	CAN	Int1: 46.49 (31)			11-12: 16.90 (5)			1.45		Sp1: 73.80 (25)		
			Int2: 1:03.39 (23)			12-13: 24.80 (30)			1.40		Sp2: 106.88 (23)		
			Int3: 1:28.19 (26)			13-14: 32.27 (19)			2.83		Sp3: 142.49 (30)		
			Int4: 2:00.46 (23)			14-15: 13.34 (17)			3.52				
			Int5: 2:13.80 (21)			15-Fin: 17.43 (10)			3.77				
			Fin: 2:31.23 (17)						3.98	117.90	Avg.: 106.65		
37	BRANCH Craig	AUS	Int1: 46.27 (27)			11-12: 17.48 (34)			1.23		Sp1: 71.60 (41)		
			Int2: 1:03.75 (32)			12-13: 25.15 (38)			1.76		Sp2: 105.92 (36)		
			Int3: 1:28.90 (33)			13-14: 32.42 (25)			3.54		Sp3: 144.26 (15)		
			Int4: 2:01.32 (29)			14-15: 13.38 (18)			4.38				
			Int5: 2:14.70 (28)			15-Fin: 17.78 (22)			4.67				
			Fin: 2:32.48 (27)						5.23	153.66	Avg.: 105.77		
38	HARI Konrad	SUI	Int1: 46.18 (26)			11-12: 17.27 (22)			1.14		Sp1: 75.90 (12)		
			Int2: 1:03.45 (24)			12-13: 24.22 (8)			1.46		Sp2: 108.46 (9)		
			Int3: 1:27.67 (17)			13-14: 32.34 (22)			2.31		Sp3: 143.17 (25)		
			Int4: 2:00.01 (16)			14-15: 13.28 (15)			3.07				
			Int5: 2:13.29 (15)			15-Fin: 17.96 (29)			3.26				
			Fin: 2:31.25 (19)						4.00	118.48	Avg.: 106.63		
39	ZRNCIC-DIM Natko	CRO	Int1: 46.35 (28)			11-12: 17.13 (15)			1.31		Sp1: 76.80 (7)		
			Int2: 1:03.48 (25)			12-13: 24.60 (20)			1.49		Sp2: 108.66 (8)		
			Int3: 1:28.08 (25)			13-14: 32.19 (16)			2.72		Sp3: 142.50 (29)		
			Int4: 2:00.27 (19)			14-15: 13.47 (29)			3.33				
			Int5: 2:13.74 (20)			15-Fin: 18.79 (40)			3.71				
			Fin: 2:32.53 (28)						5.28	155.08	Avg.: 105.74		
40	THANEI Stefan	ITA	Int1: 45.82 (16)			11-12: 16.83 (2)			0.78		Sp1: 76.10 (11)		
			Int2: 1:02.65 (8)			12-13: 24.54 (18)			0.66		Sp2: 109.47 (3)		
			Int3: 1:27.19 (7)			13-14: 31.90 (8)			1.83		Sp3: 144.88 (12)		
			Int4: 1:59.09 (7)			14-15: 13.10 (5)			2.15				
			Int5: 2:12.19 (6)			15-Fin: 17.25 (3)			2.16				
			Fin: 2:29.44 (5)						2.19	65.65	Avg.: 107.92		
41	BONETTI Michael	SUI	Int1: 46.50 (32)			11-12: 17.30 (25)			1.46		Sp1: 76.20 (10)		
			Int2: 1:03.80 (33)			12-13: 24.44 (16)			1.81		Sp2: 108.46 (9)		
			Int3: 1:28.24 (27)			13-14: 32.59 (27)			2.88		Sp3: 143.38 (21)		
			Int4: 2:00.83 (24)			14-15: 13.68 (36)			3.89				
			Int5: 2:14.51 (24)			15-Fin: 17.82 (25)			4.48				
			Fin: 2:32.33 (24)						5.08	149.40	Avg.: 105.88		
42	VARETONI Silvano	ITA	Int1: 45.54 (6)			11-12: 17.46 (31)			0.50		Sp1: 78.10 (3)		
			Int2: 1:03.00 (14)			12-13: 24.25 (11)			1.01		Sp2: 108.06 (12)		
			Int3: 1:27.25 (9)			13-14: 31.89 (6)			1.89		Sp3: 143.82 (18)		
			Int4: 1:59.14 (9)			14-15: 13.26 (13)			2.20				
			Int5: 2:12.40 (9)			15-Fin: 18.03 (31)			2.37				
			Fin: 2:30.43 (12)						3.18	94.70	Avg.: 107.21		
43	BANK Ondrej	CZE	Int1:			11-12:					Sp1:		
			Int2:			12-13:					Sp2:		
			Int3:			13-14:					Sp3:		
			Int4:			14-15:							
			Int5:			15-Fin:							
			Fin: DNS								Avg.:		



PERFORMANCE ANALYSIS 2 TRAINING 3

Number of Competitors: 58

Bib	Name	Nation	Positions			Partials			Difference		Speed		
			Pos.	Time	Rank	Pos.	Time	Rank	Time	Dist(m)	Pos.	Km/h	Rank
44	LANNING Thomas (tj)	USA	Int1:			11-12:					Sp1:		
			Int2:			12-13:					Sp2:		
			Int3:			13-14:					Sp3:		
			Int4:			14-15:							
			Int5:			15-Fin:							
			Fin:	DNS							Avg.:		
45	REICHELTL Hannes	AUT	Int1:	46.13	(24)	11-12:	17.14	(16)	1.09		Sp1:	66.50	(45)
			Int2:	1:03.27	(22)	12-13:	25.79	(43)	1.28		Sp2:	105.72	(38)
			Int3:	1:29.06	(35)	13-14:	32.60	(28)	3.70		Sp3:	142.57	(28)
			Int4:	2:01.66	(31)	14-15:	13.40	(22)	4.72				
			Int5:	2:15.06	(31)	15-Fin:	17.74	(20)	5.03				
			Fin:	2:32.80	(31)				5.55	162.72	Avg.:	105.55	
46	KRIZAJ Andrej	SLO	Int1:	46.51	(33)	11-12:	17.04	(12)	1.47		Sp1:	75.40	(16)
			Int2:	1:03.55	(27)	12-13:	24.41	(14)	1.56		Sp2:	106.49	(27)
			Int3:	1:27.96	(23)	13-14:	32.04	(13)	2.60		Sp3:	143.20	(23)
			Int4:	2:00.00	(15)	14-15:	13.71	(37)	3.06				
			Int5:	2:13.71	(19)	15-Fin:	18.17	(37)	3.68				
			Fin:	2:31.88	(21)				4.63	136.57	Avg.:	106.19	
47	KOSTELIC Ivica	CRO	Int1:			11-12:					Sp1:		
			Int2:			12-13:					Sp2:		
			Int3:			13-14:					Sp3:		
			Int4:			14-15:							
			Int5:			15-Fin:							
			Fin:	DNS							Avg.:		
48	GUFLER Michael	ITA	Int1:	46.56	(35)	11-12:	17.41	(30)	1.52		Sp1:	72.30	(36)
			Int2:	1:03.97	(34)	12-13:	24.79	(29)	1.98		Sp2:	105.16	(42)
			Int3:	1:28.76	(31)	13-14:	33.00	(38)	3.40		Sp3:	139.88	(39)
			Int4:	2:01.76	(32)	14-15:	13.54	(32)	4.82				
			Int5:	2:15.30	(34)	15-Fin:	18.08	(33)	5.27				
			Fin:	2:33.38	(33)				6.13	179.05	Avg.:	105.15	
49	HAPPACHER Alex	ITA	Int1:	46.54	(34)	11-12:	17.19	(19)	1.50		Sp1:	73.00	(30)
			Int2:	1:03.73	(30)	12-13:	24.69	(21)	1.74		Sp2:	105.35	(41)
			Int3:	1:28.42	(29)	13-14:	32.76	(35)	3.06		Sp3:	142.45	(32)
			Int4:	2:01.18	(25)	14-15:	13.50	(31)	4.24				
			Int5:	2:14.68	(26)	15-Fin:	17.87	(26)	4.65				
			Fin:	2:32.55	(29)				5.30	155.65	Avg.:	105.72	
50	EISATH Florian	ITA	Int1:	46.89	(40)	11-12:	17.14	(16)	1.85		Sp1:	75.10	(18)
			Int2:	1:04.03	(35)	12-13:	24.87	(32)	2.04		Sp2:	106.49	(27)
			Int3:	1:28.90	(33)	13-14:	32.37	(23)	3.54		Sp3:	142.15	(34)
			Int4:	2:01.27	(27)	14-15:	13.25	(10)	4.33				
			Int5:	2:14.52	(25)	15-Fin:	17.88	(27)	4.49				
			Fin:	2:32.40	(25)				5.15	151.39	Avg.:	105.83	
51	SOLBAKKEN Bjarne	NOR	Int1:	46.42	(30)	11-12:	17.31	(27)	1.38		Sp1:	74.40	(22)
			Int2:	1:03.73	(30)	12-13:	24.75	(26)	1.74		Sp2:	105.53	(39)
			Int3:	1:28.48	(30)	13-14:	32.79	(36)	3.12		Sp3:	141.64	(35)
			Int4:	2:01.27	(27)	14-15:	13.56	(34)	4.33				
			Int5:	2:14.83	(29)	15-Fin:	17.79	(24)	4.80				
			Fin:	2:32.62	(30)				5.37	157.63	Avg.:	105.67	
52	KOLL Alexander	AUT	Int1:	46.94	(41)	11-12:	17.59	(37)	1.90		Sp1:	75.60	(14)
			Int2:	1:04.53	(41)	12-13:	25.23	(40)	2.54		Sp2:	105.92	(36)
			Int3:	1:29.76	(42)	13-14:	32.73	(32)	4.40		Sp3:	141.09	(38)
			Int4:	2:02.49	(39)	14-15:	13.56	(34)	5.55				
			Int5:	2:16.05	(37)	15-Fin:	17.78	(22)	6.02				
			Fin:	2:33.83	(36)				6.58	191.63	Avg.:	104.84	



AUDI FIS SKI WORLD CUP 2007/08
Wengen (SUI)



5th MEN'S DOWNHILL

THU 10 JAN 2008

PERFORMANCE ANALYSIS 2 TRAINING 3

Number of Competitors: 58

Bib	Name	Nation	Positions			Partials			Difference		Speed		
			Pos.	Time	Rank	Pos.	Time	Rank	Time	Dist(m)	Pos.	Km/h	Rank
53	PITTSCHIELER Kurt	ITA	Int1: 46.60 (37)			I1-I2: 17.79 (42)			1.56		Sp1: 72.10 (38)		
			Int2: 1:04.39 (39)			I2-I3: 24.81 (31)			2.40		Sp2: 106.69 (25)		
			Int3: 1:29.20 (37)			I3-I4: 32.75 (34)			3.84		Sp3: 141.26 (37)		
			Int4: 2:01.95 (35)			I4-I5: 14.16 (41)			5.01				
			Int5: 2:16.11 (38)			I5-Fin: 18.47 (39)			6.08				
			Fin: 2:34.58 (40)						7.33	212.44	Avg.: 104.33		
54	DREIER Christoph	AUT	Int1: 47.11 (43)			I1-I2: 17.33 (28)			2.07		Sp1: 78.30 (2)		
			Int2: 1:04.44 (40)			I2-I3: 24.88 (33)			2.45		Sp2: 106.49 (27)		
			Int3: 1:29.32 (38)			I3-I4: 32.67 (31)			3.96		Sp3: 142.94 (27)		
			Int4: 2:01.99 (37)			I4-I5: 13.42 (23)			5.05				
			Int5: 2:15.41 (35)			I5-Fin: 18.14 (35)			5.38				
			Fin: 2:33.55 (34)						6.30	183.81	Avg.: 105.03		
55	ERICSSON Daniel	SWE	Int1: 47.16 (44)			I1-I2: 17.68 (39)			2.12		Sp1: 72.80 (33)		
			Int2: 1:04.84 (43)			I2-I3: 27.28 (45)			2.85		Sp2: 105.16 (42)		
			Int3: 1:32.12 (44)			I3-I4: 33.27 (39)			6.76		Sp3: 143.58 (20)		
			Int4: 2:05.39 (41)			I4-I5: 13.74 (39)			8.45				
			Int5: 2:19.13 (41)			I5-Fin: 18.33 (38)			9.10				
			Fin: 2:37.46 (41)						10.21	290.49	Avg.: 102.43		
56	HOROSHILOV Alexandr	RUS	Int1: 47.16 (44)			I1-I2: 17.77 (41)			2.12		Sp1: 74.50 (20)		
			Int2: 1:04.93 (44)			I2-I3: 24.77 (27)			2.94		Sp2: 106.69 (25)		
			Int3: 1:29.70 (41)			I3-I4: 32.74 (33)			4.34		Sp3: 143.25 (22)		
			Int4: 2:02.44 (38)			I4-I5: 13.73 (38)			5.50				
			Int5: 2:16.17 (39)			I5-Fin: 18.13 (34)			6.14				
			Fin: 2:34.30 (38)						7.05	204.69	Avg.: 104.52		
57	STECHERT Tobias	GER	Int1: 46.58 (36)			I1-I2: 17.64 (38)			1.54		Sp1: 73.30 (27)		
			Int2: 1:04.22 (37)			I2-I3: 24.92 (34)			2.23		Sp2: 108.06 (12)		
			Int3: 1:29.14 (36)			I3-I4: 32.63 (30)			3.78		Sp3: 143.19 (24)		
			Int4: 2:01.77 (33)			I4-I5: 13.45 (25)			4.83				
			Int5: 2:15.22 (32)			I5-Fin: 18.90 (42)			5.19				
			Fin: 2:34.12 (37)						6.87	199.70	Avg.: 104.65		
58	VAN BUYNDER Frederik	BEL	Int1: 48.53 (46)			I1-I2: 18.61 (46)			3.49		Sp1: 69.20 (44)		
			Int2: 1:07.14 (46)			I2-I3: 26.14 (44)			5.15		Sp2: 103.49 (44)		
			Int3: 1:33.28 (45)			I3-I4: 34.25 (42)			7.92		Sp3: 137.94 (41)		
			Int4: 2:07.53 (42)			I4-I5: 14.03 (40)			10.59				
			Int5: 2:21.56 (42)			I5-Fin: 18.81 (41)			11.53				
			Fin: 2:40.37 (43)						13.12	366.51	Avg.: 100.57		

LEGEND

Pos	Intermediate or Speed Position	Int2:	Intermediate 2	DNF	Did Not Finish	Sp3:	Speed Trap 3
Avg.	Average Speed for the race	Int3:	Intermediate 3	Sp1:	Speed Trap 1	DNS	Did Not Start
Dist(m)	Distance behind the first	Int4:	Intermediate 4	Sp2:	Speed Trap 2	Fin:	Finish
Int1:	Intermediate 1	Int5:	Intermediate 5				

10-01-2008 / Wengen (SUI) / 6992

Page 7/7

Data Processing by LONGINES

www.fis-ski.com

LONGINES Timing

Generation Date: THU 10 JAN 2008

Time: 13:21

Document: 77B 1.0

--	--	--	--	--	--	--