

**Wengen**

SWISSSKI

16.–18. JANUAR 2009



swisscom

SRG SSR idée suisse



helvetia

OCHSNER
SPORT

RE/MAX

infront
SPORTS & MEDIA

AUDI FIS SKI WORLD CUP 2008/09



Wengen (SUI)




5th MEN'S DOWNHILL

WED 14 JAN 2009

ALPHABETICAL LIST OF COMPETITORS TRAINING 1

Number of Competitors: 97, Number of NOCs: 19

Nation	FIS Code	Name	FIS Points (15th of January 2009 – List 7)									
			DH		SL		GS		SG		SC	
ARG (1)	30149	SIMARI BIRKNER Cristian Javier	51.85	(266)	14.01	(110)	12.22	(87)	53.88	(552)	38.78	(210)
AUS (2)	40171	BRANCH Craig	18.20	(78)	101.26	(3319)	70.53	(2105)	14.80	(74)	68.02	(485)
	40255	BRAUER Jono	30.29	(137)	11.96	(85)	18.00	(161)	34.00	(249)	42.61	(237)
AUT (12)	50761	ALSTER Christoph	7.48	(37)	124.52	(4269)	21.61	(239)	8.73	(38)	49.26	(306)
	51215	BAUMANN Romed	16.47	(70)	20.91	(222)	5.52	(20)	30.08	(199)	4.93	(13)
	51401	GRAF Bernhard	19.37	(86)	21.25	(228)	15.04	(117)	16.41	(85)	9.61	(37)
	50831	GRAGGABER Thomas	12.21	(46)	181.85	(5918)	61.64	(1738)	14.30	(69)	32.08	(165)
	50451	GRUBER Christoph	5.23	(18)	158.09	(5371)	5.23	(16)	3.52	(11)	50.34	(317)
	50753	KROELL Klaus	2.03	(4)	405.37	(7358)	134.25	(4803)	12.33	(56)	–	–
	50423	MAIER Hermann	4.95	(16)	148.98	(5104)	12.57	(90)	0.02	(2)	–	–
	51327	PUCHNER Joachim	23.10	(103)	26.93	(362)	19.36	(196)	15.90	(84)	18.36	(69)
	50625	RAICH Benjamin	15.65	(65)	3.07	(6)	0.00	(1)	2.47	(8)	1.71	(3)
	50858	STREITBERGER Georg	5.27	(19)	152.14	(5207)	23.77	(293)	4.15	(16)	40.47	(222)
50919	STRUGER Peter	9.61	(39)	29.82	(454)	77.92	(2431)	14.82	(75)	12.52	(50)	
50041	WALCHHOFER Michael	0.34	(2)	46.22	(1026)	14.16	(106)	3.23	(10)	44.97	(254)	
BEL (1)	60159	VAN BUYNDER Frederik	95.06	(760)	72.66	(2115)	53.73	(1370)	69.10	(885)	97.33	(764)
BUL (2)	90131	GEORGIEV Georgi	54.21	(284)	18.91	(187)	37.47	(684)	67.50	(840)	72.33	(547)
	90047	GEORGIEV Stefan	50.18	(246)	12.83	(94)	30.87	(522)	36.81	(281)	64.33	(459)
CAN (8)	102961	DIXON Robbie	17.98	(77)	29.90	(458)	9.03	(58)	5.32	(25)	231.27	(1378)
	103512	FRISCH Jeffrey	27.00	(122)	33.78	(564)	7.44	(43)	17.58	(98)	158.62	(1132)
	102263	GUAY Erik	2.94	(5)	113.74	(3846)	7.86	(45)	2.04	(6)	60.77	(419)
	103090	HELIE Louis-Pierre	21.88	(100)	13.97	(109)	19.72	(202)	13.82	(64)	24.37	(105)
	102271	HUDEC Jan	5.70	(24)	52.49	(1270)	19.05	(187)	6.00	(31)	66.65	(472)
	102873	KUCERA John	5.62	(22)	28.19	(396)	5.87	(29)	2.31	(7)	5.78	(23)
	103375	NELLA Tyler	26.28	(119)	29.76	(451)	18.47	(170)	13.07	(60)	26.79	(122)
102899	OSBORNE-PARADIS Manuel	3.57	(8)	52.06	(1255)	40.76	(843)	12.44	(58)	–	–	
CRO (3)	380260	KOSTELIC Ivica	8.84	(38)	1.30	(2)	4.59	(11)	5.41	(26)	2.56	(4)
	380298	SIROKI Tin	32.24	(149)	37.45	(684)	25.72	(335)	27.31	(176)	28.79	(144)
	380292	ZRNCIC-DIM Natko	17.77	(76)	20.80	(219)	23.22	(278)	20.96	(118)	4.22	(9)



ALPHABETICAL LIST OF COMPETITORS TRAINING 1

Number of Competitors: 97, Number of NOCs: 19

Nation	FIS Code	Name	FIS Points (15th of January 2009 – List 7)				
			DH	SL	GS	SG	SC
CZE (3)	150644	KRYZL Krystof	44.74 (218)	7.79 (41)	7.95 (47)	29.43 (196)	5.99 (29)
	150495	VRABLIK Martin	79.93 (541)	10.43 (67)	14.33 (109)	40.84 (321)	27.03 (123)
	150421	ZAHROBSKY Petr	14.62 (62)	45.38 (975)	9.84 (64)	12.23 (55)	28.29 (137)
FRA (10)	191591	BERTRAND Yannick	10.62 (43)	180.56 (5895)	43.89 (976)	12.35 (57)	–
	190915	BOURGEAT Pierrick	25.79 (116)	10.88 (73)	31.86 (552)	15.72 (81)	5.87 (26)
	191116	DALCIN Pierre–Emmanuel	11.28 (44)	130.21 (4453)	18.43 (169)	9.77 (44)	–
	192932	FAYED Guillermo	10.18 (40)	33.42 (556)	35.80 (668)	21.72 (126)	21.02 (82)
	192665	GRANGE Jean–Baptiste	31.81 (146)	0.00 (1)	4.89 (14)	30.53 (203)	1.50 (2)
	191459	LIZEROUX Julien	44.78 (220)	3.30 (7)	12.84 (91)	74.78 (1033)	5.03 (15)
	192504	MERMILLOD BLONDIN Thomas	30.93 (139)	8.47 (49)	8.32 (54)	25.35 (155)	12.10 (45)
	191462	PAQUIN Pierre	23.46 (105)	11.11 (75)	40.66 (841)	36.47 (277)	5.72 (22)
	191964	POISSON David	5.93 (28)	119.28 (4075)	51.59 (1281)	11.02 (47)	53.81 (347)
192746	THEAUX Adrien	5.93 (28)	40.79 (813)	15.65 (132)	14.84 (76)	19.18 (74)	
GBR (2)	220695	CRAWFORD Douglas	32.52 (156)	34.44 (590)	20.77 (220)	21.49 (122)	42.25 (234)
	220656	DRAKE Edward	32.07 (147)	23.87 (288)	20.54 (216)	17.62 (99)	31.36 (156)
GER (5)	201606	KEPPLER Stephan	7.33 (36)	195.41 (6196)	27.76 (413)	20.65 (115)	127.68 (973)
	201811	STECHELT Tobias	10.38 (41)	114.86 (3889)	36.23 (684)	19.36 (102)	42.87 (238)
	201987	STRODL Andreas	22.26 (102)	53.23 (1310)	32.35 (570)	21.70 (125)	25.15 (108)
	201542	STRODL Peter	18.29 (79)	112.49 (3784)	19.15 (193)	10.40 (45)	25.52 (110)
	201900	WAGNER Hannes	26.91 (121)	17.13 (154)	19.04 (186)	25.01 (151)	18.22 (67)
ITA (8)	292455	FILL Peter	3.54 (7)	28.33 (402)	8.03 (49)	5.43 (27)	4.49 (11)
	292514	HEEL Werner	3.67 (10)	104.57 (3451)	39.35 (786)	3.03 (9)	26.28 (116)
	293236	HOFER Elmar	13.99 (59)	47.63 (1072)	15.78 (135)	17.15 (93)	77.80 (583)
	293006	INNERHOFER Christof	4.29 (14)	15.26 (127)	10.36 (67)	4.20 (17)	5.03 (15)
	294277	KLOTZ Siegmur	21.45 (99)	21.62 (233)	19.88 (208)	23.54 (137)	12.35 (47)
	291459	PARIS Dominik	19.01 (84)	24.30 (294)	21.71 (241)	8.33 (36)	–
	290998	STAUDACHER Patrick	12.87 (51)	108.67 (3620)	39.77 (802)	4.44 (19)	5.64 (21)
292291	THANEI Stefan	10.53 (42)	54.91 (1369)	23.30 (283)	9.35 (43)	6.00 (31)	
LIE (1)	350032	BUECHEL Marco	3.74 (11)	166.17 (5579)	13.45 (98)	3.66 (12)	–
NOR (2)	421400	MYHRE Lars Elton	21.44 (98)	7.03 (34)	22.22 (254)	15.11 (79)	5.47 (17)
	421328	SVINDAL Aksel Lund	2.98 (6)	8.43 (48)	2.43 (6)	1.14 (4)	3.39 (6)
POL (1)	430429	BYDLINSKI Maciej	69.78 (420)	32.20 (524)	42.79 (938)	45.89 (401)	71.72 (522)
SLO (7)	561006	GLEBOV Alek	18.96 (83)	104.97 (3465)	43.94 (978)	7.55 (34)	38.63 (209)
	560406	GORZA Ales	32.38 (152)	30.58 (479)	8.74 (57)	4.51 (20)	5.51 (18)
	560332	JERMAN Andrej	4.18 (13)	30.96 (490)	19.77 (203)	5.12 (22)	4.97 (14)
	561085	KRIZAJ Andrej	25.20 (111)	24.31 (295)	42.67 (930)	20.00 (109)	9.63 (39)
	561087	MARKIC Gasper	28.21 (128)	19.82 (201)	27.99 (424)	26.34 (164)	52.52 (332)
561067	PERKO Rok	12.51 (47)	45.17 (965)	19.41 (199)	8.77 (39)	17.31 (63)	

ALPHABETICAL LIST OF COMPETITORS TRAINING 1

Number of Competitors: 97, Number of NOCs: 19

Nation	FIS Code	Name	FIS Points (15th of January 2009 – List 7)										
			DH		SL		GS		SG		SC		
SLO (7)	560447	SPORN Andrej	13.73	(58)	26.66	(353)	15.36	(124)	7.69	(35)	23.72	(101)	
	SUI (11)	510993	ALBRECHT Daniel	5.83	(25)	5.70	(25)	1.95	(4)	4.87	(21)	2.75	(5)
		510997	BERTHOD Marc	29.67	(132)	5.99	(30)	4.43	(10)	19.93	(106)	12.62	(51)
		510030	CUCHE Didier	0.87	(3)	460.32	(7434)	1.70	(3)	0.90	(3)	26.16	(115)
		510727	DEFAGO Didier	3.80	(12)	44.06	(925)	5.35	(18)	0.00	(1)	5.97	(28)
		511529	GISIN Marc	20.39	(94)	29.80	(452)	21.94	(247)	20.42	(112)	28.34	(139)
		510747	GRUENENFELDER Tobias	17.33	(74)	180.56	(5895)	15.12	(121)	5.43	(27)	–	
510767	HOFFMANN Ambrosi	4.42	(15)	169.26	(5659)	24.00	(300)	3.81	(14)	–			
511313	JANKA Carlo	5.39	(21)	31.58	(505)	3.95	(8)	6.00	(31)	5.62	(20)		
511139	KUENG Patrick	14.87	(63)	26.82	(358)	19.14	(191)	16.78	(90)	16.53	(61)		
511352	VILETTA Sandro	80.04	(544)	8.56	(50)	6.80	(40)	20.34	(111)	5.99	(29)		
510890	ZURBRIGGEN Silvan	6.00	(31)	5.37	(21)	42.73	(934)	6.00	(31)	3.70	(8)		
SWE (7)	501101	BYGGMARK Jens	30.82	(138)	4.73	(13)	25.85	(345)	55.10	(589)	31.03	(154)	
	501230	ERICSSON Daniel	35.44	(169)	16.11	(138)	24.46	(310)	29.05	(193)	19.98	(78)	
	500150	JAERBYN Patrik	6.00	(31)	144.93	(4951)	40.96	(849)	5.27	(24)	–		
	500656	LARSSON Markus	29.59	(131)	5.31	(19)	5.57	(22)	37.40	(288)	4.39	(10)	
	501017	MYHRER Andre	61.54	(341)	4.59	(12)	9.50	(61)	62.68	(732)	220.71	(1362)	
	501076	OLSSON Hans	5.62	(22)	10.60	(69)	22.13	(250)	20.69	(116)	11.34	(43)	
	501026	RAINER Niklas	25.71	(113)	12.50	(92)	11.49	(80)	23.82	(139)	12.36	(49)	
USA (11)	534698	BECKMANN Christopher	20.75	(96)	106.88	(3534)	44.39	(998)	15.01	(77)	23.13	(93)	
	534939	FISHER Erik	13.00	(54)	22.91	(268)	15.62	(128)	10.40	(45)	9.33	(36)	
	533842	FRANCIS Kevin	24.56	(108)	71.72	(2072)	17.44	(154)	11.99	(52)	17.16	(62)	
	533098	FRIEDMAN Bryon	12.92	(52)	43.70	(912)	21.61	(239)	16.53	(87)	38.88	(211)	
	534567	LANNING T J	6.00	(31)	26.73	(356)	13.68	(99)	13.81	(63)	14.37	(54)	
	532490	MACARTNEY Scott	6.00	(31)	42.73	(871)	28.78	(459)	16.41	(85)	–		
	532431	MILLER Bode	0.00	(1)	5.39	(23)	5.60	(23)	3.75	(13)	0.00	(1)	
	533866	NYMAN Steven	4.95	(16)	33.24	(551)	39.57	(792)	17.04	(92)	12.35	(47)	
	533131	SULLIVAN Marco	3.57	(8)	115.54	(3929)	38.89	(767)	4.40	(18)	59.48	(409)	
	533762	TRANSUE Jeremy	12.92	(52)	52.82	(1290)	22.56	(260)	12.11	(53)	46.48	(264)	
530939	WEIBRECHT Andrew	19.52	(87)	39.23	(766)	13.80	(100)	13.49	(62)	9.61	(37)		

LEGEND	DH Downhill	SL Slalom	GS Giant Slalom	SG Super-G	SC Super Combined
---------------	--------------------	------------------	------------------------	-------------------	--------------------------

14-01-2009 / Wengen (SUI) / 1319

Page 3/3

Data Processing by LONGINES






www.fis-ski.com

LONGINES Timing

Generation Date: TUE 13 JAN 2009

Time: 20:39

Document: 32E 1.0

					
---	---	---	---	---	---



79. INTERNATIONALE LAUBERHORNRENNEN – Audi FIS Ski World Cup

**Wengen**

Swiss ski

16.–18. JANUAR 2009



swisscom

SRG SSR idée suisse



helvetia

OCHSNER
SPORT

RE/MAX

infront
SPORTS & MEDIA

AUDI FIS SKI WORLD CUP 2008/09



Wengen (SUI)



5th MEN'S DOWNHILL

WED 14 JAN 2009

Start Time: 12:30

DRAW LIST BY POINTS TRAINING 1

Number of Competitors: 97, Number of NOCs: 19 Ranked 100 in the FIS List: HELIE L. FIS Pts: 21.88

No.	FIS Code	Name	Nation	WC SL-DH	WC SL-O	FIS-DH
1	532431	MILLER Bode	USA	492 (1)	1207 (2)	0.00 (1)
2	50041	WALCHHOFER Michael	AUT	469 (2)	660 (11)	0.34 (2)
3	510030	CUCHE Didier	SUI	433 (3)	1114 (3)	0.87 (3)
4	50753	KROELL Klaus	AUT	354 (4)	396 (24)	2.03 (4)
5	102263	GUAY Erik	CAN	292 (5)	533 (12)	2.94 (5)
6	421328	SVINDAL Aksel Lund	NOR	289 (6)	1095 (4)	2.98 (6)
7	292455	FILL Peter	ITA	251 (7)	504 (13)	3.54 (7)
8	533131	SULLIVAN Marco	USA	249 (8)	373 (27)	3.57 (9)
9	102899	OSBORNE-PARADIS Manuel	CAN	249 (8)	291 (36)	3.57 (8)
10	292514	HEEL Werner	ITA	242 (10)	441 (18)	3.67 (10)
11	350032	BUECHEL Marco	LIE	237 (11)	395 (25)	3.74 (11)
12	510727	DEFAGO Didier	SUI	233 (12)	707 (10)	3.80 (12)
13	560332	JERMAN Andrej	SLO	207 (13)	388 (26)	4.18 (13)
14	293006	INNERHOFER Christof	ITA	200 (14)	427 (20)	4.29 (14)
15	510767	HOFFMANN Ambrosi	SUI	191 (15)	341 (31)	4.42 (15)
16	+400 50423	MAIER Hermann	AUT	155 (16)	497 (14)	4.95 (16)
17	+400 50451	GRUBER Christoph	AUT	136 (18)	420 (22)	5.23 (18)
18	+400 511313	JANKA Carlo	SUI	125 (21)	429 (19)	5.39 (20)
19	+400 102873	KUCERA John	CAN	109 (22)	453 (16)	5.62 (21)
20	+400 510993	ALBRECHT Daniel	SUI	95 (25)	851 (7)	5.83 (24)
21	533866	NYMAN Steven	USA	155 (16)	180 (49)	4.95 (17)
22	50858	STREITBERGER Georg	AUT	133 (19)	269 (39)	5.27 (19)
23	501076	OLSSON Hans	SWE	109 (22)	146 (56)	5.62 (22)
24	102271	HUDEC Jan	CAN	104 (24)	155 (55)	5.70 (23)
25	192746	THEAUX Adrien	FRA	88 (28)	144 (57)	5.93 (26)
26	191964	POISSON David	FRA	88 (28)	94 (79)	5.93 (25)
27	532490	MACARTNEY Scott	USA	83 (31)	103 (74)	6.00 (29)
28	534567	LANNING T J	USA	80 (32)	124 (68)	6.00 (30)
29	51215	BAUMANN Romed	AUT	65 (33)	274 (38)	16.47 (51)
30	191591	BERTRAND Yannick	FRA	60 (34)	60 (92)	10.62 (38)
31	+400 380260	KOSTELIC Ivica	CRO	22 (44)	986 (6)	8.84 (33)
32	+400 50625	RAICH Benjamin	AUT	20 (46)	1309 (1)	15.65 (50)
33	+400 192665	GRANGE Jean-Baptiste	FRA	-	1036 (5)	> 31.81 (82)
34	+400 191459	LIZEROUX Julien	FRA	-	417 (23)	> 44.78 (89)
35	500150	JAERBYN Patrik	SWE	29 (42)	114 (72)	6.00 (28)
36	510890	ZURBRIGGEN Silvan	SUI	14 (49)	314 (34)	6.00 (27)

14-01-2009 / Wengen (SUI) / 1319

Page 1/3

Data Processing by LONGINES


www.fis-ski.com

LONGINES Timing

Generation Date: TUE 13 JAN 2009

Time: 20:39

Document: 45B 1.0



DRAW LIST BY POINTS TRAINING 1

Number of Competitors: 97, Number of NOCs: 19 Ranked 100 in the FIS List: **HELIE L.** FIS Pts: **21.88**

No.	FIS Code	Name	Nation	WCSL-DH	WCSL-O	FIS-DH
37	201606	KEPPLER Stephan	GER	10 (53)	18 (129)	7.33 (31)
38	50761	ALSTER Christoph	AUT	-	4 (157)	7.48 (32)
39	50919	STRUGER Peter	AUT	-	3 (159)	9.61 (34)
40	192932	FAYED Guillermo	FRA	25 (43)	31 (116)	10.18 (35)
41	201811	STECHERT Tobias	GER	-	-	10.38 (36)
42	292291	THANEI Stefan	ITA	9 (56)	15 (133)	10.53 (37)
43	191116	DALCIN Pierre-Emmanuel	FRA	50 (36)	56 (93)	11.28 (39)
44	50831	GRAGGABER Thomas	AUT	6 (62)	6 (153)	12.21 (40)
45	561067	PERKO Rok	SLO	10 (53)	18 (129)	12.51 (41)
46	31-35 510747	GRUENENFELDER Tobias	SUI	52 (35)	130 (63)	17.33 (52)
47	290998	STAUDACHER Patrick	ITA	32 (41)	211 (45)	12.87 (42)
48	533762	TRANSUE Jeremy	USA	-	-	12.92 (43)
49	533098	FRIEDMAN Bryon	USA	-	-	12.92 (44)
50	534939	FISHER Erik	USA	39 (39)	50 (97)	13.00 (45)
51	560447	SPORN Andrej	SLO	7 (60)	45 (101)	13.73 (46)
52	293236	HOFER Elmar	ITA	-	-	13.99 (47)
53	150421	ZAHROBSKY Petr	CZE	-	1 (166)	14.62 (48)
54	511139	KUENG Patrick	SUI	-	-	14.87 (49)
55	380292	ZRNCIC-DIM Natko	CRO	11 (52)	136 (61)	17.77 (53)
56	102961	DIXON Robbie	CAN	37 (40)	120 (69)	17.98 (54)
57	40171	BRANCH Craig	AUS	4 (65)	4 (157)	18.20 (55)
58	201542	STRODL Peter	GER	9 (56)	22 (123)	18.29 (56)
59	561006	GLEBOV Alek	SLO	-	3 (159)	18.96 (57)
60	291459	PARIS Dominik	ITA	-	-	19.01 (58)
61	51401	GRAF Bernhard	AUT	-	-	19.37 (59)
62	530939	WEIBRECHT Andrew	USA	19 (48)	33 (113)	19.52 (60)
63	511529	GISIN Marc	SUI	-	-	20.39 (61)
64	534698	BECKMANN Christopher	USA	-	-	20.75 (62)
65	421400	MYHRE Lars Elton	NOR	21 (45)	129 (64)	21.44 (63)
66	294277	KLOTZ Siegmur	ITA	-	-	21.45 (64)
67	103090	HELIE Louis-Pierre	CAN	-	-	= 21.88 (65)
68	201987	STRODL Andreas	GER	9 (56)	9 (147)	> 22.26 (66)
69	51327	PUCHNER Joachim	AUT	-	-	> 23.10 (67)
70	191462	PAQUIN Pierre	FRA	-	67 (88)	> 23.46 (68)
71	533842	FRANCIS Kevin	USA	-	-	> 24.56 (69)
72	561085	KRIZAJ Andrej	SLO	-	-	> 25.20 (70)
73	501026	RAINER Niklas	SWE	-	35 (108)	> 25.71 (71)
74	190915	BOURGEAT Pierrick	FRA	-	52 (95)	> 25.79 (72)
75	103375	NELLA Tyler	CAN	-	-	> 26.28 (73)
76	201900	WAGNER Hannes	GER	-	-	> 26.91 (74)
77	103512	FRISCH Jeffrey	CAN	-	-	> 27.00 (75)
78	561087	MARKIC Gasper	SLO	-	-	> 28.21 (76)
79	500656	LARSSON Markus	SWE	-	361 (28)	> 29.59 (77)
80	510997	BERTHOD Marc	SUI	4 (65)	299 (35)	> 29.67 (78)
81	40255	BRAUER Jono	AUS	-	3 (159)	> 30.29 (79)
82	501101	BYGGMARK Jens	SWE	-	236 (41)	> 30.82 (80)



AUDI FIS SKI WORLD CUP 2008/09
Wengen (SUI)



5th MEN'S DOWNHILL

WED 14 JAN 2009
Start Time: 12:30

DRAW LIST BY POINTS TRAINING 1

Number of Competitors: 97, Number of NOCs: 19 Ranked 100 in the FIS List: HELIE L. FIS Pts: 21.88

No.	FIS Code	Name	Nation	WCSL-DH	WCSL-O	FIS-DH
83	192504	MERMILLOD BLONDIN Thomas	FRA	-	34 (109)	> 30.93 (81)
84	220656	DRAKE Edward	GBR	-	-	> 32.07 (83)
85	380298	SIROKI Tin	CRO	-	-	> 32.24 (84)
86	560406	GORZA Ales	SLO	-	246 (40)	> 32.38 (85)
87	220695	CRAWFORD Douglas	GBR	-	-	> 32.52 (86)
88	501230	ERICSSON Daniel	SWE	-	-	> 35.44 (87)
89	150644	KRYZL Krystof	CZE	-	53 (94)	> 44.74 (88)
90	90047	GEORGIEV Stefan	BUL	-	-	> 50.18 (90)
91	30149	SIMARI BIRKNER Cristian Javier	ARG	-	-	> 51.85 (91)
92	90131	GEORGIEV Georgi	BUL	-	10 (145)	> 54.21 (92)
93	501017	MYHRER Andre	SWE	-	228 (42)	> 61.54 (93)
94	430429	BYDLINSKI Maciej	POL	-	-	> 69.78 (94)
95	150495	VRABLIK Martin	CZE	-	8 (150)	> 79.93 (95)
96	511352	VILETTA Sandro	SUI	-	129 (64)	> 80.04 (96)
97	60159	VAN BUYNDER Frederik	BEL	-	-	> 95.06 (97)

LEGEND			
+400	More than 400 points on WCSL-O after 15th place or after 30th place	FIS-DH	FIS points for Downhill
31-35	Between 31st and 35th on the WCSL-Disciplin but over 45th place	WCSL-O	Overall WCSL points
WCSL-DH	World Cup Start List points for Downhill	No.	Control Number

14-01-2009 / Wengen (SUI) / 1319

Page 3/3

Data Processing by LONGINES


www.fis-ski.com

LONGINES Timing

Generation Date: TUE 13 JAN 2009

Time: 20:39

Document: 45B 1.0



GRAPHAX
DOCUMENT SOLUTIONS



79. INTERNATIONALE LAUBERHORNRENNEN – Audi FIS Ski World Cup

**Wengen**

JUNGFRAUJOCH



SWISSSKI

16.–18. JANUAR 2009



swisscom

SRG SSR idée suisse



helvetia

OCHSNER
SPORT

RE/MAX

infront
SPORTS & MEDIA

AUDI FIS SKI WORLD CUP 2008/09



Wengen (SUI)

5th MEN'S DOWNHILL
START LIST TRAINING 1WED 14 JAN 2009
Start Time: 12:30**Jury**

TD FIS	M. COZZI	ITA
Referee	G. HUJARA	FIS
Assistant Referee	H. SCHMALZL	FIS
Chief of Race	U. NAEPLIN	SUI

Technical Data

Course Name	Lauberhorn
Start Altitude	2315 m
Finish Altitude	1287 m
Vertical Drop	1028 m
Course Length	4480 m
Homologation Number	8217/10/06

Race Information

Course Setter	H. SCHMALZL	FIS
Number of Gates	51	
Start Time	12:30	

Forerunners

A - F. BRECHBUEHL	SUI	E - R. GODLI	SUI
B - S. SCHNEEBERGER	SUI	F - S. GMUER	SUI
C - P. GASSER	SUI	G - M. WUETHRICH	SUI
D - C. BOHNER	SUI	H - B. STEINER	SUI

Number of Competitors: 97

Bib	FIS Code	Name	Year of Birth	Nation	Time	Ski
1	532490	MACARTNEY Scott	1978	USA		Nordica
2	50858	STREITBERGER Georg	1981	AUT		Fischer
3	534567	LANNING T J	1984	USA		Nordica
4	102271	HUDEC Jan	1981	CAN		Rossignol
5	533866	NYMAN Steven	1982	USA		Fischer
6	510993	ALBRECHT Daniel	1983	SUI		Atomic
7	533131	SULLIVAN Marco	1980	USA		Nordica
8	350032	BUECHEL Marco	1971	LIE		Head
9	102873	KUCERA John	1984	CAN		Atomic
10	293006	INNERHOFER Christof	1984	ITA		Rossignol
11	102899	OSBORNE-PARADIS Manuel	1984	CAN		Rossignol
12	510030	CUCHE Didier	1974	SUI		Head
13	510727	DEFAGO Didier	1977	SUI		Rossignol
14	50041	WALCHHOFER Michael	1975	AUT		Atomic
15	102263	GUAY Erik	1981	CAN		Atomic
16	50753	KROELL Klaus	1980	AUT		Salomon
17	421328	SVINDAL Aksel Lund	1982	NOR		Atomic
18	532431	MILLER Bode	1977	USA		Head
19	292455	FILL Peter	1982	ITA		Atomic
20	292514	HEEL Werner	1982	ITA		Rossignol

14-01-2009 / Wengen (SUI) / 1319

Page 1/3

Data Processing by LONGINES


www.fis-ski.com

LONGINES Timing

Generation Date: TUE 13 JAN 2009

Time: 20:39

Document: 51A 1.0



5th MEN'S DOWNHILL
START LIST TRAINING 1

WED 14 JAN 2009
Start Time: 12:30

Number of Competitors: 97

Bib	FIS Code	Name	Year of Birth	Nation	Time	Ski
21	560332	JERMAN Andrej	1978	SLO		Stoeckli
22	510767	HOFFMANN Ambrosi	1977	SUI		Head
23	50423	MAIER Hermann	1972	AUT		Head
24	50451	GRUBER Christoph	1976	AUT		Fischer
25	511313	JANKA Carlo	1986	SUI		Atomic
26	51215	BAUMANN Romed	1986	AUT		Salomon
27	501076	OLSSON Hans	1984	SWE		Head
28	191964	POISSON David	1982	FRA		Salomon
29	191591	BERTRAND Yannick	1980	FRA		Dynastar
30	192746	THEAUX Adrien	1984	FRA		Rossignol
31	380260	KOSTELIC Ivica	1979	CRO		Fischer
32	50625	RAICH Benjamin	1978	AUT		Atomic
33	192665	GRANGE Jean-Baptiste	1984	FRA		Rossignol
34	191459	LIZEROUX Julien	1979	FRA		Dynastar
35	500150	JAERBYN Patrik	1969	SWE		Atomic
36	510890	ZURBRIGGEN Silvan	1981	SUI		Rossignol
37	201606	KEPPLER Stephan	1983	GER		Head
38	50761	ALSTER Christoph	1980	AUT		Fischer
39	50919	STRUGER Peter	1982	AUT		Salomon
40	192932	FAYED Guillermo	1985	FRA		Dynastar
41	201811	STECHELT Tobias	1985	GER		Head
42	292291	THANEI Stefan	1981	ITA		Atomic
43	191116	DALCIN Pierre-Emmanuel	1977	FRA		Atomic
44	50831	GRAGGABER Thomas	1981	AUT		Atomic
45	561067	PERKO Rok	1985	SLO		Stoeckli
46	510747	GRUENENFELDER Tobias	1977	SUI		Stoeckli
47	290998	STAUDACHER Patrick	1980	ITA		Head
48	533762	TRANSUE Jeremy	1983	USA		Rossignol
49	533098	FRIEDMAN Bryon	1980	USA		Fischer
50	534939	FISHER Erik	1985	USA		Atomic
51	560447	SPORN Andrej	1981	SLO		Elan
52	293236	HOFER Elmar	1985	ITA		Rossignol
53	150421	ZAHROBSKY Petr	1980	CZE		Head
54	511139	KUENG Patrick	1984	SUI		Salomon
55	380292	ZRNCIC-DIM Natko	1986	CRO		Atomic
56	102961	DIXON Robbie	1985	CAN		Rossignol
57	40171	BRANCH Craig	1977	AUS		Voelkl
58	201542	STRODL Peter	1982	GER		Atomic
59	561006	GLEBOV Alek	1983	SLO		Stoeckli
60	291459	PARIS Dominik	1989	ITA		Nordica
61	51401	GRAF Bernhard	1988	AUT		Nordica
62	530939	WEIBRECHT Andrew	1986	USA		Rossignol
63	511529	GISIN Marc	1988	SUI		Nordica
64	534698	BECKMANN Christopher	1986	USA		Atomic
65	421400	MYHRE Lars Elton	1984	NOR		Rossignol
66	294277	KLOTZ Siegmur	1987	ITA		Nordica
67	103090	HELIE Louis-Pierre	1986	CAN		Rossignol
68	201987	STRODL Andreas	1987	GER		Atomic

14-01-2009 / Wengen (SUI) / 1319

Page 2/3

Data Processing by LONGINES

www.fis-ski.com

LONGINES Timing

Generation Date: TUE 13 JAN 2009

Time: 20:39

Document: 51A 1.0

5th MEN'S DOWNHILL
START LIST TRAINING 1

WED 14 JAN 2009
Start Time: 12:30

Number of Competitors: 97

Bib	FIS Code	Name	Year of Birth	Nation	Time	Ski
69	51327	PUCHNER Joachim	1987	AUT		Atomic
70	191462	PAQUIN Pierre	1979	FRA		Salomon
71	533842	FRANCIS Kevin	1982	USA		Atomic
72	561085	KRIZAJ Andrej	1986	SLO		Stoeckli
73	501026	RAINER Niklas	1983	SWE		Fischer
74	190915	BOURGEAT Pierrick	1976	FRA		Rossignol
75	103375	NELLA Tyler	1988	CAN		
76	201900	WAGNER Hannes	1986	GER		Rossignol
77	103512	FRISCH Jeffrey	1984	CAN		Head
78	561087	MARKIC Gasper	1986	SLO		Elan
79	500656	LARSSON Markus	1979	SWE		Head
80	510997	BERTHOD Marc	1983	SUI		Atomic
81	40255	BRAUER Jono	1981	AUS		Head
82	501101	BYGGMARK Jens	1985	SWE		Atomic
83	192504	MERMILLOD BLONDIN Thomas	1984	FRA		Salomon
84	220656	DRAKE Edward	1986	GBR		Dynastar
85	380298	SIROKI Tin	1987	CRO		Atomic
86	560406	GORZA Ales	1980	SLO		Fischer
87	220695	CRAWFORD Douglas	1987	GBR		
88	501230	ERICSSON Daniel	1987	SWE		Head
89	150644	KRYZL Krystof	1986	CZE		Elan
90	90047	GEORGIEV Stefan	1977	BUL		Rossignol
91	30149	SIMARI BIRKNER Cristian Javier	1980	ARG		
92	90131	GEORGIEV Georgi	1987	BUL		
93	501017	MYHRER Andre	1983	SWE		Nordica
94	430429	BYDLINSKI Maciej	1988	POL		
95	150495	VRABLIK Martin	1982	CZE		Elan
96	511352	VILETTA Sandro	1986	SUI		Nordica
97	60159	VAN BUYNDER Frederik	1988	BEL		



79. INTERNATIONALE LAUBERHORNRENNEN – Audi FIS Ski World Cup

**Wengen**

JUNGFRAUJOCH



SWISSSKI

16.–18. JANUAR 2009



swisscom

SRG SSR idée suisse



helvetia

OCHSNER
SPORT

RE/MAX

infront
SPORTS & MEDIA

AUDI FIS SKI WORLD CUP 2008/09



Wengen (SUI)

5th MEN'S DOWNHILL
RESULTS TRAINING 1 BY RANKWED 14 JAN 2009
Start Time: 12:30**Jury**

TD FIS	M. COZZI	ITA
Referee	G. HUJARA	FIS
Assistant Referee	H. SCHMALZL	FIS
Chief of Race	U. NAEPLIN	SUI

Technical Data

Course Name	Lauberhorn
Start Altitude	2315 m
Finish Altitude	1287 m
Vertical Drop	1028 m
Course Length	4480 m
Homologation Number	8217/10/06

Race Information

Course Setter	H. SCHMALZL	FIS
Number of Gates	51	
Start Time	12:30	

Forerunners	A - F. BRECHBUEHL	SUI	E - R. GODLI	SUI
	B - S. SCHNEEBERGER	SUI	F - S. GMUER	SUI
	C - P. GASSER	SUI	G - M. WUETHRICH	SUI
	D - C. BOHNER	SUI	H - B. STEINER	SUI

Weather: Sunny Snow: Hard Temperature – Start: –1 °C Finish: –4 °C

Number of Competitors: 97

Rank	Bib	FIS Code	Name	Year of Birth	Nation	Time	Diff.	Dist. (m)	Ski
1	12	510030	CUCHE Didier	1974	SUI	2:32.19			Head
2	21	560332	JERMAN Andrej	1978	SLO	2:32.41	0.22	6.47	Stoekli
3	13	510727	DEFAGO Didier	1977	SUI	2:32.42	0.23	6.76	Rossignol
4	16	50753	KROELL Klaus	1980	AUT	2:32.91	0.72	21.09	Salomon
5	11	102899	OSBORNE-PARADIS Manuel	1984	CAN	2:33.33	1.14	33.31	Rossignol
6	2	50858	STREITBERGER Georg	1981	AUT	2:33.51	1.32	38.52	Fischer
7	14	50041	WALCHHOFER Michael	1975	AUT	2:33.64	1.45	42.28	Atomic
8	18	532431	MILLER Bode	1977	USA	2:33.65	1.46	42.57	Head
9	22	510767	HOFFMANN Ambrosi	1977	SUI	2:33.67	1.48	43.15	Head
10	19	292455	FILL Peter	1982	ITA	2:33.70	1.51	44.01	Atomic
11	24	50451	GRUBER Christoph	1976	AUT	2:33.92	1.73	50.35	Fischer
12	7	533131	SULLIVAN Marco	1980	USA	2:33.94	1.75	50.93	Nordica
13	10	293006	INNERHOFER Christof	1984	ITA	2:33.99	1.80	52.37	Rossignol
14	17	421328	SVINDAL Aksel Lund	1982	NOR	2:34.01	1.82	52.94	Atomic
15	20	292514	HEEL Werner	1982	ITA	2:34.24	2.05	59.54	Rossignol

#826

14-01-2009 / Wengen (SUI) / 1319

Page 1/3

Data Processing by LONGINES


www.fis-ski.com

LONGINES Timing

Generation Date: WED 14 JAN 2009

Time: 15:15

Document: 74B 1.0





AUDI FIS SKI WORLD CUP 2008/09
Wengen (SUI)



Audi FIS Ski World Cup




5th MEN'S DOWNHILL
RESULTS TRAINING 1 BY RANK

WED 14 JAN 2009
Start Time: 12:30

Number of Competitors: 97

Rank	Bib	FIS Code	Name	Year of Birth	Nation	Time	Diff.	Dist. (m)	Ski
16	9	102873	KUCERA John	1984	CAN	2:34.34	2.15	62.41	Atomic
17	8	350032	BUCHEL Marco	1971	LIE	2:34.67	2.48	71.83	Head
18	31	380260	KOSTELIC Ivica	1979	CRO	2:34.69	2.50	72.40	Fischer
19	43	191116	DALCIN Pierre-Emmanuel	1977	FRA	2:34.75	2.56	74.11	Atomic
20	29	191591	BERTRAND Yannick	1980	FRA	2:34.85	2.66	76.96	Dynastar
21	6	510993	ALBRECHT Daniel	1983	SUI	2:34.99	2.80	80.93	Atomic
22	25	511313	JANKA Carlo	1986	SUI	2:35.13	2.94	84.90	Atomic
23	15	102263	GUAY Erik	1981	CAN	2:35.18	2.99	86.32	Atomic
24	45	561067	PERKO Rok	1985	SLO	2:35.24	3.05	88.02	Stoekli
25	35	500150	JAERBYN Patrik	1969	SWE	2:35.30	3.11	89.72	Atomic
26	26	51215	BAUMANN Romed	1986	AUT	2:35.60	3.41	98.18	Salomon
26	5	533866	NYMAN Steven	1982	USA	2:35.60	3.41	98.18	Fischer
28	37	201606	KEPPLER Stephan	1983	GER	2:35.81	3.62	104.09	Head
29	55	380292	ZRNCIC-DIM Natko	1986	CRO	2:35.85	3.66	105.21	Atomic
30	47	290998	STAUDACHER Patrick	1980	ITA	2:36.03	3.84	110.26	Head
31	42	292291	THANEI Stefan	1981	ITA	2:36.07	3.88	111.38	Atomic
32	23	50423	MAIER Hermann	1972	AUT	2:36.20	4.01	115.01	Head
33	36	510890	ZURBRIGGEN Silvan	1981	SUI	2:36.38	4.19	120.04	Rossignol
34	49	533098	FRIEDMAN Bryon	1980	USA	2:36.40	4.21	120.59	Fischer
35	46	510747	GRUENENFELDER Tobias	1977	SUI	2:36.52	4.33	123.94	Stoekli
36	68	201987	STRODL Andreas	1987	GER	2:36.66	4.47	127.83	Atomic
37	71	533842	FRANCIS Kevin	1982	USA	2:36.67	4.48	128.11	Atomic
38	3	534567	LANNING T J	1984	USA	2:36.68	4.49	128.38	Nordica
39	30	192746	THEAUX Adrien	1984	FRA	2:36.78	4.59	131.16	Rossignol
40	62	530939	WEIBRECHT Andrew	1986	USA	2:36.91	4.72	134.76	Rossignol
41	4	102271	HUDEC Jan	1981	CAN	2:37.04	4.85	138.36	Rossignol
42	32	50625	RAICH Benjamin	1978	AUT	2:37.09	4.90	139.74	Atomic
43	72	561085	KRIZAJ Andrej	1986	SLO	2:37.22	5.03	143.33	Stoekli
44	28	191964	POISSON David	1982	FRA	2:37.26	5.07	144.43	Salomon
45	51	560447	SPORN Andrej	1981	SLO	2:37.27	5.08	144.71	Elan
46	38	50761	ALSTER Christoph	1980	AUT	2:37.50	5.31	151.04	Fischer
47	54	511139	KUENG Patrick	1984	SUI	2:37.53	5.34	151.86	Salomon
48	69	51327	PUCHNER Joachim	1987	AUT	2:37.91	5.72	162.28	Atomic
49	39	50919	STRUGER Peter	1982	AUT	2:38.01	5.82	165.01	Salomon
50	44	50831	GRAGGABER Thomas	1981	AUT	2:38.15	5.96	168.83	Atomic
51	1	532490	MACARTNEY Scott	1978	USA	2:38.25	6.06	171.56	Nordica
52	73	501026	RAINER Niklas	1983	SWE	2:38.35	6.16	174.28	Fischer
52	59	561006	GLEBOV Alek	1983	SLO	2:38.35	6.16	174.28	Stoekli
54	66	294277	KLOTZ Siegmarr	1987	ITA	2:38.44	6.25	176.72	Nordica
55	50	534939	FISHER Erik	1985	USA	2:38.46	6.27	177.27	Atomic
56	27	501076	OLSSON Hans	1984	SWE	2:38.59	6.40	180.79	Head
57	64	534698	BECKMANN Christopher	1986	USA	2:38.76	6.57	185.40	Atomic
58	65	421400	MYHRE Lars Elton	1984	NOR	2:38.90	6.71	189.18	Rossignol
59	48	533762	TRANSUE Jeremy	1983	USA	2:38.91	6.72	189.45	Rossignol
60	41	201811	STECHELT Tobias	1985	GER	2:38.96	6.77	190.80	Head

#826 _____





AUDI FIS SKI WORLD CUP 2008/09
Wengen (SUI)



5th MEN'S DOWNHILL
RESULTS TRAINING 1 BY RANK

WED 14 JAN 2009
Start Time: 12:30

Number of Competitors: 97

Rank	Bib	FIS Code	Name	Year of Birth	Nation	Time	Diff.	Dist. (m)	Ski
61	33	192665	GRANGE Jean-Baptiste	1984	FRA	2:39.03	6.84	192.69	Rossignol
62	67	103090	HELIE Louis-Pierre	1986	CAN	2:39.13	6.94	195.38	Rossignol
62	40	192932	FAYED Guillermo	1985	FRA	2:39.13	6.94	195.38	Dynastar
64	60	291459	PARIS Dominik	1989	ITA	2:39.16	6.97	196.19	Nordica
65	58	201542	STRODL Peter	1982	GER	2:39.33	7.14	200.76	Atomic
66	78	561087	MARKIC Gasper	1986	SLO	2:39.59	7.40	207.73	Elan
67	77	103512	FRISCH Jeffrey	1984	CAN	2:40.16	7.97	222.94	Head
68	53	150421	ZAHROBSKY Petr	1980	CZE	2:40.60	8.41	234.60	Head
69	74	190915	BOURGEAT Pierrick	1976	FRA	2:40.91	8.72	242.78	Rossignol
70	87	220695	CRAWFORD Douglas	1987	GBR	2:41.13	8.94	248.56	
71	88	501230	ERICSSON Daniel	1987	SWE	2:41.33	9.14	253.81	Head
72	75	103375	NELLA Tyler	1988	CAN	2:41.42	9.23	256.17	
73	85	380298	SIROKI Tin	1987	CRO	2:41.73	9.54	264.26	Atomic
74	76	201900	WAGNER Hannes	1986	GER	2:42.28	10.09	278.55	Rossignol
75	52	293236	HOFER Elmar	1985	ITA	2:42.50	10.31	284.24	Rossignol
76	84	220656	DRAKE Edward	1986	GBR	2:42.75	10.56	290.68	Dynastar
77	86	560406	GORZA Ales	1980	SLO	2:43.66	11.47	313.98	Fischer
78	91	30149	SIMARI BIRKNER Cristian Javier	1980	ARG	2:45.09	12.90	350.06	
79	70	191462	PAQUIN Pierre	1979	FRA	2:45.83	13.64	368.49	Salomon
80	89	150644	KRYZL Krystof	1986	CZE	2:46.17	13.98	376.91	Elan
81	97	60159	VAN BUYNDER Frederik	1988	BEL	2:46.23	14.04	378.39	
82	34	191459	LIZEROUX Julien	1979	FRA	2:46.41	14.22	382.82	Dynastar
83	90	90047	GEORGIEV Stefan	1977	BUL	2:46.64	14.45	388.48	Rossignol
84	95	150495	VRABLIK Martin	1982	CZE	2:46.84	14.65	393.38	Elan
85	92	90131	GEORGIEV Georgi	1987	BUL	2:47.08	14.89	399.25	
86	96	511352	VILETTA Sandro	1986	SUI	2:47.39	15.20	406.81	Nordica
87	93	501017	MYHRER Andre	1983	SWE	2:51.11	18.92	495.36	Nordica
88	81	40255	BRAUER Jono	1981	AUS	28:02.77	25:30.58	4074.83	Head
89	83	192504	MERMILLOD BLONDIN Thomas	1984	FRA	28:03.55	25:31.36	4075.02	Salomon
	61	51401	GRAF Bernhard	1988	AUT	DNS			Nordica
	63	511529	GISIN Marc	1988	SUI	DNS			Nordica
	80	510997	BERTHOD Marc	1983	SUI	DNS			Atomic
	82	501101	BYGGMARK Jens	1985	SWE	DNS			Atomic
	94	430429	BYDLINSKI Maciej	1988	POL	DNS			
	56	102961	DIXON Robbie	1985	CAN	DNF			Rossignol
	57	40171	BRANCH Craig	1977	AUS	DNF			Voelkl
	79	500656	LARSSON Markus	1979	SWE	DNF			Head

Technical Delegate:

M. COZZI (ITA) #826

LEGEND

DNS Did Not Start DNF Did Not Finish

14-01-2009 / Wengen (SUI) / 1319

Page 3/3

Data Processing by LONGINES


www.fis-ski.com

LONGINES Timing

Generation Date: WED 14 JAN 2009

Time: 15:15

Document: 74B 1.0





79. INTERNATIONALE LAUBERHORNRENNEN – Audi FIS Ski World Cup

**Wengen**

JUNGFRAUJOCH



SWISSSKI

16.–18. JANUAR 2009



swisscom

SRG SSR idée suisse



helvetia

OCHSNER
SPORT

RE/MAX

infront
SPORTS & MEDIA

AUDI FIS SKI WORLD CUP 2008/09



Wengen (SUI)

5th MEN'S DOWNHILL
RESULTS TRAINING 1 BY BIBWED 14 JAN 2009
Start Time: 12:30**Jury**

TD FIS	M. COZZI	ITA
Referee	G. HUJARA	FIS
Assistant Referee	H. SCHMALZL	FIS
Chief of Race	U. NAEPLIN	SUI

Technical Data

Course Name	Lauberhorn
Start Altitude	2315 m
Finish Altitude	1287 m
Vertical Drop	1028 m
Course Length	4480 m
Homologation Number	8217/10/06

Race Information

Course Setter	H. SCHMALZL	FIS
Number of Gates	51	
Start Time	12:30	

Forerunners	A - F. BRECHBUEHL	SUI	E - R. GODLI	SUI
	B - S. SCHNEEBERGER	SUI	F - S. GMUER	SUI
	C - P. GASSER	SUI	G - M. WUETHRICH	SUI
	D - C. BOHNER	SUI	H - B. STEINER	SUI

Weather: Sunny Snow: Hard Temperature – Start: –1 °C Finish: –4 °C

Number of Competitors: 97

Bib	FIS Code	Name	Year of Birth	Nation	Time	Rank	Ski
1	532490	MACARTNEY Scott	1978	USA	2:38.25	(51)	Nordica
2	50858	STREITBERGER Georg	1981	AUT	2:33.51	(6)	Fischer
3	534567	LANNING T J	1984	USA	2:36.68	(38)	Nordica
4	102271	HUDEC Jan	1981	CAN	2:37.04	(41)	Rossignol
5	533866	NYMAN Steven	1982	USA	2:35.60	(26)	Fischer
6	510993	ALBRECHT Daniel	1983	SUI	2:34.99	(21)	Atomic
7	533131	SULLIVAN Marco	1980	USA	2:33.94	(12)	Nordica
8	350032	BUECHEL Marco	1971	LIE	2:34.67	(17)	Head
9	102873	KUCERA John	1984	CAN	2:34.34	(16)	Atomic
10	293006	INNERHOFER Christof	1984	ITA	2:33.99	(13)	Rossignol
11	102899	OSBORNE–PARADIS Manuel	1984	CAN	2:33.33	(5)	Rossignol
12	510030	CUCHE Didier	1974	SUI	2:32.19	(1)	Head
13	510727	DEFAGO Didier	1977	SUI	2:32.42	(3)	Rossignol
14	50041	WALCHHOFER Michael	1975	AUT	2:33.64	(7)	Atomic
15	102263	GUAY Erik	1981	CAN	2:35.18	(23)	Atomic
16	50753	KROELL Klaus	1980	AUT	2:32.91	(4)	Salomon
17	421328	SVINDAL Aksel Lund	1982	NOR	2:34.01	(14)	Atomic

14-01-2009 / Wengen (SUI) / 1319

Page 1/3

Data Processing by LONGINES


www.fis-ski.com

LONGINES Timing

Generation Date: WED 14 JAN 2009

Time: 15:15

Document: 74A 1.0



Number of Competitors: 97

Bib	FIS Code	Name	Year of Birth	Nation	Time	Rank	Ski
18	532431	MILLER Bode	1977	USA	2:33.65	(8)	Head
19	292455	FILL Peter	1982	ITA	2:33.70	(10)	Atomic
20	292514	HEEL Werner	1982	ITA	2:34.24	(15)	Rossignol
21	560332	JERMAN Andrej	1978	SLO	2:32.41	(2)	Stoeckli
22	510767	HOFFMANN Ambrosi	1977	SUI	2:33.67	(9)	Head
23	50423	MAIER Hermann	1972	AUT	2:36.20	(32)	Head
24	50451	GRUBER Christoph	1976	AUT	2:33.92	(11)	Fischer
25	511313	JANKA Carlo	1986	SUI	2:35.13	(22)	Atomic
26	51215	BAUMANN Romed	1986	AUT	2:35.60	(26)	Salomon
27	501076	OLSSON Hans	1984	SWE	2:38.59	(56)	Head
28	191964	POISSON David	1982	FRA	2:37.26	(44)	Salomon
29	191591	BERTRAND Yannick	1980	FRA	2:34.85	(20)	Dynastar
30	192746	THEAUX Adrien	1984	FRA	2:36.78	(39)	Rossignol
31	380260	KOSTELIC Ivica	1979	CRO	2:34.69	(18)	Fischer
32	50625	RAICH Benjamin	1978	AUT	2:37.09	(42)	Atomic
33	192665	GRANGE Jean-Baptiste	1984	FRA	2:39.03	(61)	Rossignol
34	191459	LIZEROUX Julien	1979	FRA	2:46.41	(82)	Dynastar
35	500150	JAERBYN Patrik	1969	SWE	2:35.30	(25)	Atomic
36	510890	ZURBRIGGEN Silvan	1981	SUI	2:36.38	(33)	Rossignol
37	201606	KEPPLER Stephan	1983	GER	2:35.81	(28)	Head
38	50761	ALSTER Christoph	1980	AUT	2:37.50	(46)	Fischer
39	50919	STRUGER Peter	1982	AUT	2:38.01	(49)	Salomon
40	192932	FAYED Guillermo	1985	FRA	2:39.13	(62)	Dynastar
41	201811	STECHELT Tobias	1985	GER	2:38.96	(60)	Head
42	292291	THANEI Stefan	1981	ITA	2:36.07	(31)	Atomic
43	191116	DALCIN Pierre-Emmanuel	1977	FRA	2:34.75	(19)	Atomic
44	50831	GRAGGABER Thomas	1981	AUT	2:38.15	(50)	Atomic
45	561067	PERKO Rok	1985	SLO	2:35.24	(24)	Stoeckli
46	510747	GRUENENFELDER Tobias	1977	SUI	2:36.52	(35)	Stoeckli
47	290998	STAUDACHER Patrick	1980	ITA	2:36.03	(30)	Head
48	533762	TRANSUE Jeremy	1983	USA	2:38.91	(59)	Rossignol
49	533098	FRIEDMAN Bryon	1980	USA	2:36.40	(34)	Fischer
50	534939	FISHER Erik	1985	USA	2:38.46	(55)	Atomic
51	560447	SPORN Andrej	1981	SLO	2:37.27	(45)	Elan
52	293236	HOFER Elmar	1985	ITA	2:42.50	(75)	Rossignol
53	150421	ZAHROBSKY Petr	1980	CZE	2:40.60	(68)	Head
54	511139	KUENG Patrick	1984	SUI	2:37.53	(47)	Salomon
55	380292	ZRNCIC-DIM Natko	1986	CRO	2:35.85	(29)	Atomic
56	102961	DIXON Robbie	1985	CAN	DNF		Rossignol
57	40171	BRANCH Craig	1977	AUS	DNF		Voelkl
58	201542	STRODL Peter	1982	GER	2:39.33	(65)	Atomic
59	561006	GLEBOV Alek	1983	SLO	2:38.35	(52)	Stoeckli
60	291459	PARIS Dominik	1989	ITA	2:39.16	(64)	Nordica
61	51401	GRAF Bernhard	1988	AUT	DNS		Nordica
62	530939	WEIBRECHT Andrew	1986	USA	2:36.91	(40)	Rossignol
63	511529	GISIN Marc	1988	SUI	DNS		Nordica
64	534698	BECKMANN Christopher	1986	USA	2:38.76	(57)	Atomic

5th MEN'S DOWNHILL
RESULTS TRAINING 1 BY BIB

WED 14 JAN 2009
Start Time: 12:30

Number of Competitors: 97

Bib	FIS Code	Name	Year of Birth	Nation	Time	Rank	Ski
65	421400	MYHRE Lars Elton	1984	NOR	2:38.90	(58)	Rossignol
66	294277	KLOTZ Siegmarr	1987	ITA	2:38.44	(54)	Nordica
67	103090	HELIE Louis-Pierre	1986	CAN	2:39.13	(62)	Rossignol
68	201987	STRODL Andreas	1987	GER	2:36.66	(36)	Atomic
69	51327	PUCHNER Joachim	1987	AUT	2:37.91	(48)	Atomic
70	191462	PAQUIN Pierre	1979	FRA	2:45.83	(79)	Salomon
71	533842	FRANCIS Kevin	1982	USA	2:36.67	(37)	Atomic
72	561085	KRIZAJ Andrej	1986	SLO	2:37.22	(43)	Stoeckli
73	501026	RAINER Niklas	1983	SWE	2:38.35	(52)	Fischer
74	190915	BOURGEAT Pierrick	1976	FRA	2:40.91	(69)	Rossignol
75	103375	NELLA Tyler	1988	CAN	2:41.42	(72)	
76	201900	WAGNER Hannes	1986	GER	2:42.28	(74)	Rossignol
77	103512	FRISCH Jeffrey	1984	CAN	2:40.16	(67)	Head
78	561087	MARKIC Gasper	1986	SLO	2:39.59	(66)	Elan
79	500656	LARSSON Markus	1979	SWE	DNF		Head
80	510997	BERTHOD Marc	1983	SUI	DNS		Atomic
81	40255	BRAUER Jono	1981	AUS	28:02.77	(88)	Head
82	501101	BYGGMARK Jens	1985	SWE	DNS		Atomic
83	192504	MERMILLOD BLONDIN Thomas	1984	FRA	28:03.55	(89)	Salomon
84	220656	DRAKE Edward	1986	GBR	2:42.75	(76)	Dynastar
85	380298	SIROKI Tin	1987	CRO	2:41.73	(73)	Atomic
86	560406	GORZA Ales	1980	SLO	2:43.66	(77)	Fischer
87	220695	CRAWFORD Douglas	1987	GBR	2:41.13	(70)	
88	501230	ERICSSON Daniel	1987	SWE	2:41.33	(71)	Head
89	150644	KRYZL Krystof	1986	CZE	2:46.17	(80)	Elan
90	90047	GEORGIEV Stefan	1977	BUL	2:46.64	(83)	Rossignol
91	30149	SIMARI BIRKNER Cristian Javier	1980	ARG	2:45.09	(78)	
92	90131	GEORGIEV Georgi	1987	BUL	2:47.08	(85)	
93	501017	MYHRER Andre	1983	SWE	2:51.11	(87)	Nordica
94	430429	BYDLINSKI Maciej	1988	POL	DNS		
95	150495	VRABLIK Martin	1982	CZE	2:46.84	(84)	Elan
96	511352	VILETTA Sandro	1986	SUI	2:47.39	(86)	Nordica
97	60159	VAN BUYNDER Frederik	1988	BEL	2:46.23	(81)	

LEGEND
DNF Did Not Finish DNS Did Not Start

14-01-2009 / Wengen (SUI) / 1319

Page 3/3

Data Processing by LONGINES


www.fis-ski.com

LONGINES Timing

Generation Date: WED 14 JAN 2009

Time: 15:15

Document: 74A 1.0



**Wengen**

JUNGFRAUJOCH



SWISSSKI

16.–18. JANUAR 2009



swisscom

SRG SSR idée suisse



helvetia

OCHSNER
SPORT

RE/MAX

infront
SPORTS & MEDIA

AUDI FIS SKI WORLD CUP 2008/09



Wengen (SUI)




5th MEN'S DOWNHILL

WED 14 JAN 2009

PERFORMANCE ANALYSIS 1 TRAINING 1

Number of Competitors: 89

Rank	Bib	Name	Nation	Positions			Partials			Difference		Speed																	
				Pos.	Time	Rank	Pos.	Time	Rank	Time	Dist(m)	Pos.	Km/h	Rank															
1	12	CUCHE Didier	SUI	Int1: 47.99 (9)	Int2: 1:04.45 (3)	Int3: 1:28.42 (1)	Int4: 2:01.38 (1)	Int5: 2:14.15 (1)	Fin: 2:32.19 (1)	I1-I2: 16.46 (2)	I2-I3: 23.97 (1)	I3-I4: 32.96 (4)	I4-I5: 12.77 (13)	I5-Fin: 18.04 (9)	0.51	0.16	0.00	0.00	0.00	0.00	0.00	0.00	Sp1: 81.00 (1)	Sp2: 103.89 (4)	Sp3: 139.30 (18)	Avg.: 105.97			
2	21	JERMAN Andrej	SLO	Int1: 47.72 (5)	Int2: 1:04.63 (7)	Int3: 1:29.12 (5)	Int4: 2:02.28 (4)	Int5: 2:14.83 (3)	Fin: 2:32.41 (2)	I1-I2: 16.91 (28)	I2-I3: 24.49 (6)	I3-I4: 33.16 (9)	I4-I5: 12.55 (3)	I5-Fin: 17.58 (1)	0.24	0.34	0.70	0.90	0.68	0.22	6.47					Sp1: 79.00 (7)	Sp2: 104.95 (1)	Sp3: 140.82 (7)	Avg.: 105.82
3	13	DEFAGO Didier	SUI	Int1: 47.69 (4)	Int2: 1:04.29 (1)	Int3: 1:28.83 (2)	Int4: 2:01.77 (2)	Int5: 2:14.21 (2)	Fin: 2:32.42 (3)	I1-I2: 16.60 (5)	I2-I3: 24.54 (7)	I3-I4: 32.94 (3)	I4-I5: 12.44 (2)	I5-Fin: 18.21 (20)	0.21	0.00	0.41	0.39	0.06	0.23	6.76					Sp1: 77.00 (35)	Sp2: 104.19 (3)	Sp3: 140.31 (9)	Avg.: 105.81
4	16	KROELL Klaus	AUT	Int1: 47.58 (2)	Int2: 1:04.47 (4)	Int3: 1:29.01 (4)	Int4: 2:02.07 (3)	Int5: 2:14.86 (4)	Fin: 2:32.91 (4)	I1-I2: 16.89 (27)	I2-I3: 24.54 (7)	I3-I4: 33.06 (7)	I4-I5: 12.79 (14)	I5-Fin: 18.05 (10)	0.10	0.18	0.59	0.69	0.71	0.72	21.09					Sp1: 78.00 (19)	Sp2: 103.44 (6)	Sp3: 141.45 (4)	Avg.: 105.47
5	11	OSBORNE-PARADIS Manuel	CAN	Int1: 48.02 (11)	Int2: 1:05.54 (26)	Int3: 1:30.14 (18)	Int4: 2:02.94 (11)	Int5: 2:15.36 (6)	Fin: 2:33.33 (5)	I1-I2: 17.52 (66)	I2-I3: 24.60 (11)	I3-I4: 32.80 (1)	I4-I5: 12.42 (1)	I5-Fin: 17.97 (4)	0.54	1.25	1.72	1.56	1.21	1.14	33.31					Sp1: 78.00 (19)	Sp2: 103.59 (5)	Sp3: 141.46 (3)	Avg.: 105.18
6	2	STREITBERGER Georg	AUT	Int1: 48.38 (21)	Int2: 1:05.19 (14)	Int3: 1:29.79 (12)	Int4: 2:02.81 (7)	Int5: 2:15.48 (7)	Fin: 2:33.51 (6)	I1-I2: 16.81 (18)	I2-I3: 24.60 (11)	I3-I4: 33.02 (6)	I4-I5: 12.67 (5)	I5-Fin: 18.03 (5)	0.90	0.90	1.37	1.43	1.33	1.32	38.52					Sp1: 79.00 (7)	Sp2: 102.27 (16)	Sp3: 139.60 (15)	Avg.: 105.06
7	14	WALCHHOFER Michael	AUT	Int1: 47.48 (1)	Int2: 1:04.68 (8)	Int3: 1:29.45 (7)	Int4: 2:02.45 (5)	Int5: 2:15.29 (5)	Fin: 2:33.64 (7)	I1-I2: 17.20 (47)	I2-I3: 24.77 (16)	I3-I4: 33.00 (5)	I4-I5: 12.84 (16)	I5-Fin: 18.35 (28)	0.00	0.39	1.03	1.07	1.14	1.45	42.28					Sp1: 78.00 (19)	Sp2: 103.29 (7)	Sp3: 140.29 (10)	Avg.: 104.97



PERFORMANCE ANALYSIS 1 TRAINING 1

Number of Competitors: 89

Rank	Bib	Name	Nation	Positions			Partials			Difference		Speed		
				Pos.	Time	Rank	Pos.	Time	Rank	Time	Dist(m)	Pos.	Km/h	Rank
8	18	MILLER Bode	USA	Int1:	47.62	(3)	I1-I2:	16.78	(11)	0.14		Sp1:		
				Int2:	1:04.40	(2)	I2-I3:	24.81	(18)	0.11		Sp2:	79.00	(7)
				Int3:	1:29.21	(6)	I3-I4:	33.67	(24)	0.79		Sp3:	100.27	(54)
				Int4:	2:02.88	(9)	I4-I5:	12.74	(9)	1.50		Sp4:	137.97	(47)
				Int5:	2:15.62	(10)	I5-Fin:	18.03	(5)	1.47				
				Fin:	2:33.65	(8)				1.46	42.57	Avg.:	104.97	
9	22	HOFFMANN Ambrosi	SUI	Int1:	48.43	(22)	I1-I2:	16.74	(9)	0.95		Sp1:		
				Int2:	1:05.17	(13)	I2-I3:	24.84	(20)	0.88		Sp2:	79.00	(7)
				Int3:	1:30.01	(14)	I3-I4:	33.10	(8)	1.59		Sp3:	103.15	(9)
				Int4:	2:03.11	(13)	I4-I5:	12.65	(4)	1.73		Sp4:	142.00	(1)
				Int5:	2:15.76	(11)	I5-Fin:	17.91	(3)	1.61				
				Fin:	2:33.67	(9)				1.48	43.15	Avg.:	104.95	
10	19	FILL Peter	ITA	Int1:	48.02	(11)	I1-I2:	16.83	(21)	0.54		Sp1:		
				Int2:	1:04.85	(10)	I2-I3:	24.73	(14)	0.56		Sp2:	81.00	(1)
				Int3:	1:29.58	(9)	I3-I4:	33.28	(12)	1.16		Sp3:	102.41	(12)
				Int4:	2:02.86	(8)	I4-I5:	12.70	(7)	1.48		Sp4:	138.31	(33)
				Int5:	2:15.56	(9)	I5-Fin:	18.14	(17)	1.41				
				Fin:	2:33.70	(10)				1.51	44.01	Avg.:	104.93	
11	24	GRUBER Christoph	AUT	Int1:	48.11	(13)	I1-I2:	16.75	(10)	0.63		Sp1:		
				Int2:	1:04.86	(11)	I2-I3:	25.17	(45)	0.57		Sp2:	76.00	(60)
				Int3:	1:30.03	(15)	I3-I4:	33.32	(14)	1.61		Sp3:	101.12	(42)
				Int4:	2:03.35	(15)	I4-I5:	12.72	(8)	1.97		Sp4:	138.96	(29)
				Int5:	2:16.07	(14)	I5-Fin:	17.85	(2)	1.92				
				Fin:	2:33.92	(11)				1.73	50.35	Avg.:	104.78	
12	7	SULLIVAN Marco	USA	Int1:	47.79	(6)	I1-I2:	16.80	(14)	0.31		Sp1:		
				Int2:	1:04.59	(6)	I2-I3:	24.90	(24)	0.30		Sp2:	77.00	(35)
				Int3:	1:29.49	(8)	I3-I4:	33.28	(12)	1.07		Sp3:	101.12	(42)
				Int4:	2:02.77	(6)	I4-I5:	12.75	(11)	1.39		Sp4:	138.24	(38)
				Int5:	2:15.52	(8)	I5-Fin:	18.42	(30)	1.37				
				Fin:	2:33.94	(12)				1.75	50.93	Avg.:	104.77	
13	10	INNERHOFER Christof	ITA	Int1:	48.58	(25)	I1-I2:	16.69	(7)	1.10		Sp1:		
				Int2:	1:05.27	(19)	I2-I3:	24.33	(3)	0.98		Sp2:	80.00	(3)
				Int3:	1:29.60	(10)	I3-I4:	33.35	(16)	1.18		Sp3:	102.12	(18)
				Int4:	2:02.95	(12)	I4-I5:	12.93	(25)	1.57		Sp4:	138.07	(41)
				Int5:	2:15.88	(12)	I5-Fin:	18.11	(14)	1.73				
				Fin:	2:33.99	(13)				1.80	52.37	Avg.:	104.73	
14	17	SVINDAL Aksel Lund	NOR	Int1:	48.11	(13)	I1-I2:	16.47	(3)	0.63		Sp1:		
				Int2:	1:04.58	(5)	I2-I3:	24.36	(4)	0.29		Sp2:	80.00	(3)
				Int3:	1:28.94	(3)	I3-I4:	33.95	(40)	0.52		Sp3:	101.98	(21)
				Int4:	2:02.89	(10)	I4-I5:	13.04	(35)	1.51		Sp4:	137.61	(54)
				Int5:	2:15.93	(13)	I5-Fin:	18.08	(13)	1.78				
				Fin:	2:34.01	(14)				1.82	52.94	Avg.:	104.72	
15	20	HEEL Werner	ITA	Int1:	48.37	(20)	I1-I2:	16.84	(24)	0.89		Sp1:		
				Int2:	1:05.21	(16)	I2-I3:	24.44	(5)	0.92		Sp2:	77.00	(35)
				Int3:	1:29.65	(11)	I3-I4:	33.49	(21)	1.23		Sp3:	102.12	(18)
				Int4:	2:03.14	(14)	I4-I5:	13.07	(37)	1.76		Sp4:	140.18	(11)
				Int5:	2:16.21	(15)	I5-Fin:	18.03	(5)	2.06				
				Fin:	2:34.24	(15)				2.05	59.54	Avg.:	104.56	
16	9	KUCERA John	CAN	Int1:	49.03	(39)	I1-I2:	16.92	(29)	1.55		Sp1:		
				Int2:	1:05.95	(37)	I2-I3:	24.32	(2)	1.66		Sp2:	79.00	(7)
				Int3:	1:30.27	(21)	I3-I4:	33.16	(9)	1.85		Sp3:	102.41	(12)
				Int4:	2:03.43	(17)	I4-I5:	12.88	(20)	2.05		Sp4:	139.70	(12)
				Int5:	2:16.31	(16)	I5-Fin:	18.03	(5)	2.16				
				Fin:	2:34.34	(16)				2.15	62.41	Avg.:	104.50	

PERFORMANCE ANALYSIS 1 TRAINING 1

Number of Competitors: 89

Rank	Bib	Name	Nation	Positions			Partials			Difference		Speed														
				Pos.	Time	Rank	Pos.	Time	Rank	Time	Dist(m)	Pos.	Km/h	Rank												
17	8	BUECHEL Marco	LIE	Int1: 48.19 (16)	Int2: 1:05.28 (20)	Int3: 1:30.20 (20)	Int4: 2:03.64 (22)	Int5: 2:16.61 (21)	Fin: 2:34.67 (17)	I1-I2: 17.09 (39)	I2-I3: 24.92 (25)	I3-I4: 33.44 (19)	I4-I5: 12.97 (29)	I5-Fin: 18.06 (12)	0.71	0.99	1.78	2.26	2.46	2.48	71.83	Sp1:	Sp2: 78.00 (19)	Sp3: 101.55 (30)	Sp4: 139.19 (23)	Avg.: 104.27
18	31	KOSTELIC Ivica	CRO	Int1: 48.33 (19)	Int2: 1:05.05 (12)	Int3: 1:29.90 (13)	Int4: 2:03.51 (19)	Int5: 2:16.40 (18)	Fin: 2:34.69 (18)	I1-I2: 16.72 (8)	I2-I3: 24.85 (21)	I3-I4: 33.61 (23)	I4-I5: 12.89 (22)	I5-Fin: 18.29 (24)	0.85	0.76	1.48	2.13	2.25	2.50	72.40	Sp1:	Sp2: 77.00 (35)	Sp3: 101.98 (21)	Sp4: 138.28 (35)	Avg.: 104.26
19	43	DALCIN Pierre-Emmanuel	FRA	Int1: 47.86 (7)	Int2: 1:04.69 (9)	Int3: 1:30.10 (17)	Int4: 2:03.58 (21)	Int5: 2:16.49 (20)	Fin: 2:34.75 (19)	I1-I2: 16.83 (21)	I2-I3: 25.41 (59)	I3-I4: 33.48 (20)	I4-I5: 12.91 (23)	I5-Fin: 18.26 (22)	0.38	0.40	1.68	2.20	2.34	2.56	74.11	Sp1:	Sp2: 77.00 (35)	Sp3: 99.31 (62)	Sp4: 137.66 (52)	Avg.: 104.22
20	29	BERTRAND Yannick	FRA	Int1: 48.48 (23)	Int2: 1:05.26 (18)	Int3: 1:30.34 (23)	Int4: 2:03.56 (20)	Int5: 2:16.43 (19)	Fin: 2:34.85 (20)	I1-I2: 16.78 (11)	I2-I3: 25.08 (35)	I3-I4: 33.22 (11)	I4-I5: 12.87 (19)	I5-Fin: 18.42 (30)	1.00	0.97	1.92	2.18	2.28	2.66	76.96	Sp1:	Sp2: 78.00 (19)	Sp3: 101.26 (39)	Sp4: 138.03 (44)	Avg.: 104.15
21	6	ALBRECHT Daniel	SUI	Int1: 48.92 (32)	Int2: 1:05.19 (14)	Int3: 1:30.47 (26)	Int4: 2:03.85 (24)	Int5: 2:16.94 (25)	Fin: 2:34.99 (21)	I1-I2: 16.27 (1)	I2-I3: 25.28 (49)	I3-I4: 33.38 (17)	I4-I5: 13.09 (38)	I5-Fin: 18.05 (10)	1.44	0.90	2.05	2.47	2.79	2.80	80.93	Sp1:	Sp2: 79.00 (7)	Sp3: 101.40 (36)	Sp4: 138.78 (30)	Avg.: 104.06
22	25	JANKA Carlo	SUI	Int1: 48.90 (31)	Int2: 1:05.71 (29)	Int3: 1:30.45 (24)	Int4: 2:03.98 (26)	Int5: 2:17.00 (26)	Fin: 2:35.13 (22)	I1-I2: 16.81 (18)	I2-I3: 24.74 (15)	I3-I4: 33.53 (22)	I4-I5: 13.02 (33)	I5-Fin: 18.13 (16)	1.42	1.42	2.03	2.60	2.85	2.94	84.90	Sp1:	Sp2: 80.00 (3)	Sp3: 100.98 (45)	Sp4: 138.08 (40)	Avg.: 103.96
23	15	GUAY Erik	CAN	Int1: 47.92 (8)	Int2: 1:05.47 (24)	Int3: 1:30.19 (19)	Int4: 2:03.91 (25)	Int5: 2:16.65 (23)	Fin: 2:35.18 (23)	I1-I2: 17.55 (68)	I2-I3: 24.72 (13)	I3-I4: 33.72 (26)	I4-I5: 12.74 (9)	I5-Fin: 18.53 (41)	0.44	1.18	1.77	2.53	2.50	2.99	86.32	Sp1:	Sp2: 77.00 (35)	Sp3: 102.85 (11)	Sp4: 140.53 (8)	Avg.: 103.93
24	45	PERKO Rok	SLO	Int1: 48.01 (10)	Int2: 1:05.40 (23)	Int3: 1:30.33 (22)	Int4: 2:04.22 (27)	Int5: 2:17.07 (27)	Fin: 2:35.24 (24)	I1-I2: 17.39 (58)	I2-I3: 24.93 (26)	I3-I4: 33.89 (33)	I4-I5: 12.85 (17)	I5-Fin: 18.17 (18)	0.53	1.11	1.91	2.84	2.92	3.05	88.02	Sp1:	Sp2: 74.00 (76)	Sp3: 101.98 (21)	Sp4: 140.93 (6)	Avg.: 103.89
25	35	JAERBYN Patrik	SWE	Int1: 48.26 (18)	Int2: 1:05.71 (29)	Int3: 1:30.57 (27)	Int4: 2:03.41 (16)	Int5: 2:16.38 (17)	Fin: 2:35.30 (25)	I1-I2: 17.45 (60)	I2-I3: 24.86 (22)	I3-I4: 32.84 (2)	I4-I5: 12.97 (29)	I5-Fin: 18.92 (55)	0.78	1.42	2.15	2.03	2.23	3.11	89.72	Sp1:	Sp2: 78.00 (19)	Sp3: 104.34 (2)	Sp4: 138.25 (37)	Avg.: 103.85

PERFORMANCE ANALYSIS 1 TRAINING 1

Number of Competitors: 89

Rank	Bib	Name	Nation	Positions			Partials			Difference		Speed		
				Pos.	Time	Rank	Pos.	Time	Rank	Time	Dist(m)	Pos.	Km/h	Rank
26	26	BAUMANN Romed	AUT	Int1: 48.96 (35)			I1-I2: 16.80 (14)			1.48		Sp1:		
				Int2: 1:05.76 (31)			I2-I3: 24.82 (19)			1.47		Sp2:	77.00 (35)	
				Int3: 1:30.58 (28)			I3-I4: 34.02 (44)			2.16		Sp3:	101.69 (26)	
				Int4: 2:04.60 (29)			I4-I5: 12.88 (20)			3.22		Sp4:	139.08 (27)	
				Int5: 2:17.48 (29)			I5-Fin: 18.12 (15)			3.33				
				Fin: 2:35.60 (26)						3.41	98.18	Avg.:	103.65	
26	5	NYMAN Steven	USA	Int1: 48.66 (26)			I1-I2: 16.66 (6)			1.18		Sp1:		
				Int2: 1:05.32 (21)			I2-I3: 25.14 (41)			1.03		Sp2:	77.00 (35)	
				Int3: 1:30.46 (25)			I3-I4: 33.32 (14)			2.04		Sp3:	100.00 (57)	
				Int4: 2:03.78 (23)			I4-I5: 12.83 (15)			2.40		Sp4:	138.50 (32)	
				Int5: 2:16.61 (21)			I5-Fin: 18.99 (61)			2.46				
				Fin: 2:35.60 (26)						3.41	98.18	Avg.:	103.65	
28	37	KEPPLER Stephan	GER	Int1: 48.72 (27)			I1-I2: 16.79 (13)			1.24		Sp1:		
				Int2: 1:05.51 (25)			I2-I3: 24.55 (10)			1.22		Sp2:	78.00 (19)	
				Int3: 1:30.06 (16)			I3-I4: 33.42 (18)			1.64		Sp3:	103.29 (7)	
				Int4: 2:03.48 (18)			I4-I5: 13.18 (45)			2.10		Sp4:	141.09 (5)	
				Int5: 2:16.66 (24)			I5-Fin: 19.15 (69)			2.51				
				Fin: 2:35.81 (28)						3.62	104.09	Avg.:	103.51	
29	55	ZRNCIC-DIM Natko	CRO	Int1: 49.07 (42)			I1-I2: 16.85 (25)			1.59		Sp1:		
				Int2: 1:05.92 (36)			I2-I3: 24.80 (17)			1.63		Sp2:	79.00 (7)	
				Int3: 1:30.72 (32)			I3-I4: 33.81 (30)			2.30		Sp3:	103.15 (9)	
				Int4: 2:04.53 (28)			I4-I5: 12.86 (18)			3.15		Sp4:	139.65 (14)	
				Int5: 2:17.39 (28)			I5-Fin: 18.46 (35)			3.24				
				Fin: 2:35.85 (29)						3.66	105.21	Avg.:	103.48	
30	47	STAUDACHER Patrick	ITA	Int1: 48.84 (30)			I1-I2: 16.82 (20)			1.36		Sp1:		
				Int2: 1:05.66 (28)			I2-I3: 25.11 (38)			1.37		Sp2:	74.00 (76)	
				Int3: 1:30.77 (34)			I3-I4: 33.86 (31)			2.35		Sp3:	101.69 (26)	
				Int4: 2:04.63 (31)			I4-I5: 13.09 (38)			3.25		Sp4:	137.05 (59)	
				Int5: 2:17.72 (30)			I5-Fin: 18.31 (25)			3.57				
				Fin: 2:36.03 (30)						3.84	110.26	Avg.:	103.36	
31	42	THANEI Stefan	ITA	Int1: 48.80 (29)			I1-I2: 16.97 (32)			1.32		Sp1:		
				Int2: 1:05.77 (33)			I2-I3: 24.93 (26)			1.48		Sp2:	78.00 (19)	
				Int3: 1:30.70 (30)			I3-I4: 33.90 (34)			2.28		Sp3:	100.69 (49)	
				Int4: 2:04.60 (29)			I4-I5: 13.14 (43)			3.22		Sp4:	139.23 (21)	
				Int5: 2:17.74 (31)			I5-Fin: 18.33 (26)			3.59				
				Fin: 2:36.07 (31)						3.88	111.38	Avg.:	103.34	
32	23	MAIER Hermann	AUT	Int1: 48.13 (15)			I1-I2: 17.08 (38)			0.65		Sp1:		
				Int2: 1:05.21 (16)			I2-I3: 25.70 (69)			0.92		Sp2:	78.00 (19)	
				Int3: 1:30.91 (35)			I3-I4: 33.94 (38)			2.49		Sp3:	101.83 (24)	
				Int4: 2:04.85 (34)			I4-I5: 12.94 (26)			3.47		Sp4:	141.54 (2)	
				Int5: 2:17.79 (33)			I5-Fin: 18.41 (29)			3.64				
				Fin: 2:36.20 (32)						4.01	115.01	Avg.:	103.25	
33	36	ZURBRIGGEN Silvan	SUI	Int1: 48.74 (28)			I1-I2: 17.04 (35)			1.26		Sp1:		
				Int2: 1:05.78 (34)			I2-I3: 24.96 (28)			1.49		Sp2:	78.00 (19)	
				Int3: 1:30.74 (33)			I3-I4: 33.98 (42)			2.32		Sp3:	101.26 (39)	
				Int4: 2:04.72 (33)			I4-I5: 13.19 (47)			3.34		Sp4:	138.26 (36)	
				Int5: 2:17.91 (35)			I5-Fin: 18.47 (37)			3.76				
				Fin: 2:36.38 (33)						4.19	120.04	Avg.:	103.13	
34	49	FRIEDMAN Bryon	USA	Int1: 49.08 (43)			I1-I2: 16.93 (31)			1.60		Sp1:		
				Int2: 1:06.01 (38)			I2-I3: 24.97 (29)			1.72		Sp2:	79.00 (7)	
				Int3: 1:30.98 (37)			I3-I4: 33.70 (25)			2.56		Sp3:	102.41 (12)	
				Int4: 2:04.68 (32)			I4-I5: 13.10 (42)			3.30		Sp4:	139.38 (16)	
				Int5: 2:17.78 (32)			I5-Fin: 18.62 (45)			3.63				
				Fin: 2:36.40 (34)						4.21	120.59	Avg.:	103.12	

PERFORMANCE ANALYSIS 1 TRAINING 1

Number of Competitors: 89

Rank	Bib	Name	Nation	Positions			Partials			Difference		Speed		
				Pos.	Time	Rank	Pos.	Time	Rank	Time	Dist(m)	Pos.	Km/h	Rank
35	46	GRUENENFELDER Tobias	SUI	Int1:	48.22	(17)	I1-I2:	17.11	(42)	0.74		Sp1:		
				Int2:	1:05.33	(22)	I2-I3:	25.38	(57)	1.04		Sp2:	76.00	(60)
				Int3:	1:30.71	(31)	I3-I4:	34.21	(55)	2.29		Sp3:	99.03	(67)
				Int4:	2:04.92	(35)	I4-I5:	12.91	(23)	3.54		Sp4:	138.00	(46)
				Int5:	2:17.83	(34)	I5-Fin:	18.69	(47)	3.68				
				Fin:	2:36.52	(35)				4.33	123.94	Avg.:	103.04	
				36	68	STRODL Andreas	GER	Int1:	49.18	(47)	I1-I2:	17.13	(43)	1.70
Int2:	1:06.31	(45)	I2-I3:					24.89	(23)	2.02		Sp2:	78.00	(19)
Int3:	1:31.20	(40)	I3-I4:					33.91	(35)	2.78		Sp3:	102.41	(12)
Int4:	2:05.11	(37)	I4-I5:					13.09	(38)	3.73		Sp4:	137.95	(48)
Int5:	2:18.20	(36)	I5-Fin:					18.46	(35)	4.05				
Fin:	2:36.66	(36)								4.47	127.83	Avg.:	102.95	
37	71	FRANCIS Kevin	USA					Int1:	48.95	(34)	I1-I2:	17.07	(36)	1.47
				Int2:	1:06.02	(39)	I2-I3:	25.28	(49)	1.73		Sp2:	77.00	(35)
				Int3:	1:31.30	(42)	I3-I4:	33.94	(38)	2.88		Sp3:	100.55	(51)
				Int4:	2:05.24	(39)	I4-I5:	13.09	(38)	3.86		Sp4:	137.64	(53)
				Int5:	2:18.33	(37)	I5-Fin:	18.34	(27)	4.18				
				Fin:	2:36.67	(37)				4.48	128.11	Avg.:	102.94	
				38	3	LANNING T J	USA	Int1:	49.91	(66)	I1-I2:	16.83	(21)	2.43
Int2:	1:06.74	(54)	I2-I3:					25.10	(36)	2.45		Sp2:	78.00	(19)
Int3:	1:31.84	(51)	I3-I4:					33.92	(36)	3.42		Sp3:	100.69	(49)
Int4:	2:05.76	(48)	I4-I5:					12.75	(11)	4.38		Sp4:	138.70	(31)
Int5:	2:18.51	(41)	I5-Fin:					18.17	(18)	4.36				
Fin:	2:36.68	(38)								4.49	128.38	Avg.:	102.94	
39	30	THEAUX Adrien	FRA					Int1:	49.28	(52)	I1-I2:	16.88	(26)	1.80
				Int2:	1:06.16	(42)	I2-I3:	24.98	(31)	1.87		Sp2:	77.00	(35)
				Int3:	1:31.14	(38)	I3-I4:	34.01	(43)	2.72		Sp3:	101.40	(36)
				Int4:	2:05.15	(38)	I4-I5:	13.35	(66)	3.77		Sp4:	138.21	(39)
				Int5:	2:18.50	(40)	I5-Fin:	18.28	(23)	4.35				
				Fin:	2:36.78	(39)				4.59	131.16	Avg.:	102.87	
				40	62	WEIBRECHT Andrew	USA	Int1:	49.18	(47)	I1-I2:	16.58	(4)	1.70
Int2:	1:05.76	(31)	I2-I3:					26.23	(82)	1.47		Sp2:	78.00	(19)
Int3:	1:31.99	(54)	I3-I4:					33.73	(27)	3.57		Sp3:	101.55	(30)
Int4:	2:05.72	(47)	I4-I5:					12.97	(29)	4.34		Sp4:	137.16	(58)
Int5:	2:18.69	(47)	I5-Fin:					18.22	(21)	4.54				
Fin:	2:36.91	(40)								4.72	134.76	Avg.:	102.79	
41	4	HUDEC Jan	CAN					Int1:	48.49	(24)	I1-I2:	17.14	(45)	1.01
				Int2:	1:05.63	(27)	I2-I3:	25.06	(33)	1.34		Sp2:	78.00	(19)
				Int3:	1:30.69	(29)	I3-I4:	34.25	(58)	2.27		Sp3:	102.12	(18)
				Int4:	2:04.94	(36)	I4-I5:	13.49	(75)	3.56		Sp4:	135.63	(78)
				Int5:	2:18.43	(38)	I5-Fin:	18.61	(43)	4.28				
				Fin:	2:37.04	(41)				4.85	138.36	Avg.:	102.70	
				42	32	RAICH Benjamin	AUT	Int1:	49.06	(40)	I1-I2:	17.50	(64)	1.58
Int2:	1:06.56	(48)	I2-I3:					25.17	(45)	2.27		Sp2:	77.00	(35)
Int3:	1:31.73	(49)	I3-I4:					33.88	(32)	3.31		Sp3:	101.55	(30)
Int4:	2:05.61	(45)	I4-I5:					13.03	(34)	4.23		Sp4:	137.42	(57)
Int5:	2:18.64	(43)	I5-Fin:					18.45	(33)	4.49				
Fin:	2:37.09	(42)								4.90	139.74	Avg.:	102.67	
43	72	KRIZAJ Andrej	SLO					Int1:	49.02	(38)	I1-I2:	17.31	(52)	1.54
				Int2:	1:06.33	(46)	I2-I3:	24.97	(29)	2.04		Sp2:	79.00	(7)
				Int3:	1:31.30	(42)	I3-I4:	33.97	(41)	2.88		Sp3:	100.98	(45)
				Int4:	2:05.27	(40)	I4-I5:	13.18	(45)	3.89		Sp4:	137.88	(49)
				Int5:	2:18.45	(39)	I5-Fin:	18.77	(50)	4.30				
				Fin:	2:37.22	(43)				5.03	143.33	Avg.:	102.58	

PERFORMANCE ANALYSIS 1 TRAINING 1

Number of Competitors: 89

Rank	Bib	Name	Nation	Positions			Partials			Difference		Speed														
				Pos.	Time	Rank	Pos.	Time	Rank	Time	Dist(m)	Pos.	Km/h	Rank												
44	28	POISSON David	FRA	Int1: 49.15 (46)	Int2: 1:06.51 (47)	Int3: 1:31.66 (45)	Int4: 2:05.77 (49)	Int5: 2:18.83 (49)	Fin: 2:37.26 (44)	I1-I2: 17.36 (56)	I2-I3: 25.15 (42)	I3-I4: 34.11 (48)	I4-I5: 13.06 (36)	I5-Fin: 18.43 (32)	1.67	2.22	3.24	4.39	4.68	5.07	144.43	Sp1:	Sp2: 78.00 (19)	Sp3: 100.84 (48)	Sp4: 139.13 (24)	Avg.: 102.56
45	51	SPORN Andrej	SLO	Int1: 49.18 (47)	Int2: 1:06.21 (44)	Int3: 1:31.72 (48)	Int4: 2:05.65 (46)	Int5: 2:18.66 (45)	Fin: 2:37.27 (45)	I1-I2: 17.03 (34)	I2-I3: 25.51 (65)	I3-I4: 33.93 (37)	I4-I5: 13.01 (32)	I5-Fin: 18.61 (43)	1.70	1.92	3.30	4.27	4.51	5.08	144.71	Sp1:	Sp2: 70.00 (85)	Sp3: 98.49 (76)	Sp4: 139.33 (17)	Avg.: 102.55
46	38	ALSTER Christoph	AUT	Int1: 48.98 (36)	Int2: 1:06.07 (40)	Int3: 1:31.41 (44)	Int4: 2:05.45 (43)	Int5: 2:18.67 (46)	Fin: 2:37.50 (46)	I1-I2: 17.09 (39)	I2-I3: 25.34 (54)	I3-I4: 34.04 (45)	I4-I5: 13.22 (52)	I5-Fin: 18.83 (52)	1.50	1.78	2.99	4.07	4.52	5.31	151.04	Sp1:	Sp2: 75.00 (71)	Sp3: 100.98 (45)	Sp4: 136.64 (69)	Avg.: 102.40
47	54	KUENG Patrick	SUI	Int1: 49.26 (51)	Int2: 1:06.75 (55)	Int3: 1:31.86 (52)	Int4: 2:05.60 (44)	Int5: 2:18.81 (48)	Fin: 2:37.53 (47)	I1-I2: 17.49 (63)	I2-I3: 25.11 (38)	I3-I4: 33.74 (28)	I4-I5: 13.21 (51)	I5-Fin: 18.72 (48)	1.78	2.46	3.44	4.22	4.66	5.34	151.86	Sp1:	Sp2: 79.00 (7)	Sp3: 101.12 (42)	Sp4: 139.28 (20)	Avg.: 102.38
48	69	PUCHNER Joachim	AUT	Int1: 49.00 (37)	Int2: 1:06.64 (51)	Int3: 1:31.18 (39)	Int4: 2:05.37 (42)	Int5: 2:18.59 (42)	Fin: 2:37.91 (48)	I1-I2: 17.64 (70)	I2-I3: 24.54 (7)	I3-I4: 34.19 (53)	I4-I5: 13.22 (52)	I5-Fin: 19.32 (73)	1.52	2.35	2.76	3.99	4.44	5.72	162.28	Sp1:	Sp2: 77.00 (35)	Sp3: 100.00 (57)	Sp4: 138.03 (42)	Avg.: 102.13
49	39	STRUGER Peter	AUT	Int1: 49.63 (58)	Int2: 1:06.80 (56)	Int3: 1:31.95 (53)	Int4: 2:06.21 (54)	Int5: 2:19.52 (54)	Fin: 2:38.01 (49)	I1-I2: 17.17 (46)	I2-I3: 25.15 (42)	I3-I4: 34.26 (60)	I4-I5: 13.31 (58)	I5-Fin: 18.49 (38)	2.15	2.51	3.53	4.83	5.37	5.82	165.01	Sp1:	Sp2: 77.00 (35)	Sp3: 101.40 (36)	Sp4: 136.66 (67)	Avg.: 102.07
50	44	GRAGGABER Thomas	AUT	Int1: 49.11 (45)	Int2: 1:06.18 (43)	Int3: 1:31.66 (45)	Int4: 2:05.87 (50)	Int5: 2:19.18 (50)	Fin: 2:38.15 (50)	I1-I2: 17.07 (36)	I2-I3: 25.48 (62)	I3-I4: 34.21 (55)	I4-I5: 13.31 (58)	I5-Fin: 18.97 (59)	1.63	1.89	3.24	4.49	5.03	5.96	168.83	Sp1:	Sp2: 77.00 (35)	Sp3: 101.26 (39)	Sp4: 135.91 (77)	Avg.: 101.98
51	1	MACARTNEY Scott	USA	Int1: 49.85 (65)	Int2: 1:07.23 (66)	Int3: 1:32.58 (63)	Int4: 2:06.69 (61)	Int5: 2:19.63 (56)	Fin: 2:38.25 (51)	I1-I2: 17.38 (57)	I2-I3: 25.35 (55)	I3-I4: 34.11 (48)	I4-I5: 12.94 (26)	I5-Fin: 18.62 (45)	2.37	2.94	4.16	5.31	5.48	6.06	171.56	Sp1:	Sp2: 76.00 (60)	Sp3: 139.10 (25)	Sp4:	Avg.: 101.91
52	73	RAINER Niklas	SWE	Int1: 49.92 (67)	Int2: 1:06.72 (53)	Int3: 1:31.82 (50)	Int4: 2:05.96 (51)	Int5: 2:19.42 (53)	Fin: 2:38.35 (52)	I1-I2: 16.80 (14)	I2-I3: 25.10 (36)	I3-I4: 34.14 (51)	I4-I5: 13.46 (73)	I5-Fin: 18.93 (57)	2.44	2.43	3.40	4.58	5.27	6.16	174.28	Sp1:	Sp2: 79.00 (7)	Sp3: 100.55 (51)	Sp4: 137.58 (55)	Avg.: 101.85

PERFORMANCE ANALYSIS 1 TRAINING 1

Number of Competitors: 89

Rank	Bib	Name	Nation	Positions			Partials			Difference		Speed														
				Pos.	Time	Rank	Pos.	Time	Rank	Time	Dist(m)	Pos.	Km/h	Rank												
52	59	GLEBOV Alek	SLO	Int1: 49.10 (44)	Int2: 1:06.61 (50)	Int3: 1:32.62 (64)	Int4: 2:06.36 (55)	Int5: 2:19.30 (52)	Fin: 2:38.35 (52)	I1-I2: 17.51 (65)	I2-I3: 26.01 (78)	I3-I4: 33.74 (28)	I4-I5: 12.94 (26)	I5-Fin: 19.05 (62)	1.62	2.32	4.20	4.98	5.15	6.16	174.28	Sp1:	Sp2: 77.00 (35)	Sp3: 102.27 (16)	Sp4: 138.03 (42)	Avg.: 101.85
54	66	KLOTZ Siegmarr	ITA	Int1: 49.56 (56)	Int2: 1:06.65 (52)	Int3: 1:31.69 (47)	Int4: 2:05.98 (52)	Int5: 2:19.23 (51)	Fin: 2:38.44 (54)	I1-I2: 17.09 (39)	I2-I3: 25.04 (32)	I3-I4: 34.29 (62)	I4-I5: 13.25 (54)	I5-Fin: 19.21 (71)	2.08	2.36	3.27	4.60	5.08	6.25	176.72	Sp1:	Sp2: 77.00 (35)	Sp3: 101.55 (30)	Sp4: 138.98 (28)	Avg.: 101.79
55	50	FISHER Erik	USA	Int1: 49.80 (63)	Int2: 1:07.05 (63)	Int3: 1:32.37 (58)	Int4: 2:06.51 (56)	Int5: 2:19.86 (60)	Fin: 2:38.46 (55)	I1-I2: 17.25 (49)	I2-I3: 25.32 (53)	I3-I4: 34.14 (51)	I4-I5: 13.35 (66)	I5-Fin: 18.60 (42)	2.32	2.76	3.95	5.13	5.71	6.27	177.27	Sp1:	Sp2: 77.00 (35)	Sp3: 98.36 (77)	Sp4: 136.53 (73)	Avg.: 101.78
56	27	OLSSON Hans	SWE	Int1: 49.69 (62)	Int2: 1:07.04 (62)	Int3: 1:32.43 (60)	Int4: 2:06.56 (58)	Int5: 2:19.84 (58)	Fin: 2:38.59 (56)	I1-I2: 17.35 (55)	I2-I3: 25.39 (58)	I3-I4: 34.13 (50)	I4-I5: 13.28 (56)	I5-Fin: 18.75 (49)	2.21	2.75	4.01	5.18	5.69	6.40	180.79	Sp1:	Sp2: 79.00 (7)	Sp3: 99.03 (67)	Sp4: 137.80 (50)	Avg.: 101.70
57	64	BECKMANN Christopher	USA	Int1: 50.49 (71)	Int2: 1:07.62 (69)	Int3: 1:33.05 (66)	Int4: 2:07.12 (65)	Int5: 2:20.31 (66)	Fin: 2:38.76 (57)	I1-I2: 17.13 (43)	I2-I3: 25.43 (60)	I3-I4: 34.07 (47)	I4-I5: 13.19 (47)	I5-Fin: 18.45 (33)	3.01	3.33	4.63	5.74	6.16	6.57	185.40	Sp1:	Sp2: 76.00 (60)	Sp3: 100.27 (54)	Sp4: 139.65 (13)	Avg.: 101.59
58	65	MYHRE Lars Elton	NOR	Int1: 49.50 (54)	Int2: 1:07.21 (64)	Int3: 1:32.38 (59)	Int4: 2:06.63 (60)	Int5: 2:19.77 (57)	Fin: 2:38.90 (58)	I1-I2: 17.71 (74)	I2-I3: 25.17 (45)	I3-I4: 34.25 (58)	I4-I5: 13.14 (43)	I5-Fin: 19.13 (67)	2.02	2.92	3.96	5.25	5.62	6.71	189.18	Sp1:	Sp2: 77.00 (35)	Sp3: 101.69 (26)	Sp4: 137.04 (60)	Avg.: 101.50
59	48	TRANSUE Jeremy	USA	Int1: 49.06 (40)	Int2: 1:05.86 (35)	Int3: 1:30.97 (36)	Int4: 2:05.29 (41)	Int5: 2:18.64 (43)	Fin: 2:38.91 (59)	I1-I2: 16.80 (14)	I2-I3: 25.11 (38)	I3-I4: 34.32 (64)	I4-I5: 13.35 (66)	I5-Fin: 20.27 (87)	1.58	1.57	2.55	3.91	4.49	6.72	189.45	Sp1:	Sp2: 80.00 (3)	Sp3: 101.55 (30)	Sp4: 136.65 (68)	Avg.: 101.49
60	41	STECHERT Tobias	GER	Int1: 49.64 (59)	Int2: 1:07.03 (61)	Int3: 1:32.55 (62)	Int4: 2:06.60 (59)	Int5: 2:19.85 (59)	Fin: 2:38.96 (60)	I1-I2: 17.39 (58)	I2-I3: 25.52 (66)	I3-I4: 34.05 (46)	I4-I5: 13.25 (54)	I5-Fin: 19.11 (63)	2.16	2.74	4.13	5.22	5.70	6.77	190.80	Sp1:	Sp2: 76.00 (60)	Sp3: 101.55 (30)	Sp4: 136.54 (72)	Avg.: 101.46
61	33	GRANGE Jean-Baptiste	FRA	Int1: 49.59 (57)	Int2: 1:06.86 (58)	Int3: 1:32.33 (57)	Int4: 2:06.86 (64)	Int5: 2:20.23 (65)	Fin: 2:39.03 (61)	I1-I2: 17.27 (50)	I2-I3: 25.47 (61)	I3-I4: 34.53 (69)	I4-I5: 13.37 (69)	I5-Fin: 18.80 (51)	2.11	2.57	3.91	5.48	6.08	6.84	192.69	Sp1:	Sp2: 76.00 (60)	Sp3: 100.13 (56)	Sp4: 136.62 (70)	Avg.: 101.41

PERFORMANCE ANALYSIS 1 TRAINING 1

Number of Competitors: 89

Rank	Bib	Name	Nation	Positions			Partials			Difference		Speed														
				Pos.	Time	Rank	Pos.	Time	Rank	Time	Dist(m)	Pos.	Km/h	Rank												
62	67	HELIE Louis-Pierre	CAN	Int1: 48.93 (33)	Int2: 1:06.91 (59)	Int3: 1:32.69 (65)	Int4: 2:07.32 (66)	Int5: 2:20.01 (62)	Fin: 2:39.13 (62)	I1-I2: 17.98 (78)	I2-I3: 25.78 (74)	I3-I4: 34.63 (73)	I4-I5: 12.69 (6)	I5-Fin: 19.12 (66)	1.45	2.62	4.27	5.94	5.86	6.94	195.38	Sp1:	Sp2: 68.00 (87)	Sp3: 98.09 (78)	Sp4: 139.22 (22)	Avg.: 101.35
62	40	FAYED Guillermo	FRA	Int1: 49.34 (53)	Int2: 1:06.56 (48)	Int3: 1:32.13 (55)	Int4: 2:06.81 (63)	Int5: 2:20.22 (64)	Fin: 2:39.13 (62)	I1-I2: 17.22 (48)	I2-I3: 25.57 (67)	I3-I4: 34.68 (74)	I4-I5: 13.41 (71)	I5-Fin: 18.91 (54)	1.86	2.27	3.71	5.43	6.07	6.94	195.38	Sp1:	Sp2: 76.00 (60)	Sp3: 99.17 (64)	Sp4: 136.86 (63)	Avg.: 101.35
64	60	PARIS Dominik	ITA	Int1: 49.65 (60)	Int2: 1:06.93 (60)	Int3: 1:32.18 (56)	Int4: 2:06.55 (57)	Int5: 2:19.88 (61)	Fin: 2:39.16 (64)	I1-I2: 17.28 (51)	I2-I3: 25.25 (48)	I3-I4: 34.37 (65)	I4-I5: 13.33 (61)	I5-Fin: 19.28 (72)	2.17	2.64	3.76	5.17	5.73	6.97	196.19	Sp1:	Sp2: 77.00 (35)	Sp3: 101.83 (24)	Sp4: 137.02 (61)	Avg.: 101.33
65	58	STRODL Peter	GER	Int1: 49.93 (68)	Int2: 1:07.26 (67)	Int3: 1:32.54 (61)	Int4: 2:06.73 (62)	Int5: 2:20.19 (63)	Fin: 2:39.33 (65)	I1-I2: 17.33 (53)	I2-I3: 25.28 (49)	I3-I4: 34.19 (53)	I4-I5: 13.46 (73)	I5-Fin: 19.14 (68)	2.45	2.97	4.12	5.35	6.04	7.14	200.76	Sp1:	Sp2: 76.00 (60)	Sp3: 98.90 (70)	Sp4: 134.51 (83)	Avg.: 101.22
66	78	MARKIC Gasper	SLO	Int1: 49.22 (50)	Int2: 1:06.14 (41)	Int3: 1:31.29 (41)	Int4: 2:06.19 (53)	Int5: 2:19.58 (55)	Fin: 2:39.59 (66)	I1-I2: 16.92 (29)	I2-I3: 25.15 (42)	I3-I4: 34.90 (77)	I4-I5: 13.39 (70)	I5-Fin: 20.01 (85)	1.74	1.85	2.87	4.81	5.43	7.40	207.73	Sp1:	Sp2: 78.00 (19)	Sp3: 101.69 (26)	Sp4: 136.70 (66)	Avg.: 101.06
67	77	FRISCH Jeffrey	CAN	Int1: 49.66 (61)	Int2: 1:07.35 (68)	Int3: 1:33.41 (69)	Int4: 2:07.91 (68)	Int5: 2:21.24 (67)	Fin: 2:40.16 (67)	I1-I2: 17.69 (73)	I2-I3: 26.06 (80)	I3-I4: 34.50 (68)	I4-I5: 13.33 (61)	I5-Fin: 18.92 (55)	2.18	3.06	4.99	6.53	7.09	7.97	222.94	Sp1:	Sp2: 70.00 (85)	Sp3: 97.69 (79)	Sp4: 136.61 (71)	Avg.: 100.70
68	53	ZAHROBSKY Petr	CZE	Int1: 50.68 (76)	Int2: 1:08.44 (74)	Int3: 1:33.93 (73)	Int4: 2:08.34 (70)	Int5: 2:21.67 (68)	Fin: 2:40.60 (68)	I1-I2: 17.76 (75)	I2-I3: 25.49 (63)	I3-I4: 34.41 (66)	I4-I5: 13.33 (61)	I5-Fin: 18.93 (57)	3.20	4.15	5.51	6.96	7.52	8.41	234.60	Sp1:	Sp2: 74.00 (76)	Sp3: 99.58 (61)	Sp4: 139.10 (26)	Avg.: 100.42
69	74	BOURGEAT Pierrick	FRA	Int1: 50.05 (69)	Int2: 1:07.63 (70)	Int3: 1:33.36 (68)	Int4: 2:08.51 (71)	Int5: 2:21.93 (71)	Fin: 2:40.91 (69)	I1-I2: 17.58 (69)	I2-I3: 25.73 (70)	I3-I4: 35.15 (82)	I4-I5: 13.42 (72)	I5-Fin: 18.98 (60)	2.57	3.34	4.94	7.13	7.78	8.72	242.78	Sp1:	Sp2: 74.00 (76)	Sp3: 98.76 (73)	Sp4: 136.96 (62)	Avg.: 100.23
70	87	CRAWFORD Douglas	GBR	Int1: 50.58 (72)	Int2: 1:08.12 (73)	Int3: 1:33.49 (70)	Int4: 2:08.17 (69)	Int5: 2:21.78 (69)	Fin: 2:41.13 (70)	I1-I2: 17.54 (67)	I2-I3: 25.37 (56)	I3-I4: 34.68 (74)	I4-I5: 13.61 (79)	I5-Fin: 19.35 (74)	3.10	3.83	5.07	6.79	7.63	8.94	248.56	Sp1:	Sp2: 77.00 (35)	Sp3: 99.31 (62)	Sp4: 135.63 (79)	Avg.: 100.09

PERFORMANCE ANALYSIS 1 TRAINING 1

Number of Competitors: 89

Rank	Bib	Name	Nation	Positions			Partials			Difference		Speed		
				Pos.	Time	Rank	Pos.	Time	Rank	Time	Dist(m)	Pos.	Km/h	Rank
71	88	ERICSSON Daniel	SWE	Int1:	50.66	(75)	I1-I2:	17.90	(77)	3.18		Sp1:		
				Int2:	1:08.56	(75)	I2-I3:	25.76	(73)	4.27		Sp2:	76.00	(60)
				Int3:	1:34.32	(76)	I3-I4:	34.30	(63)	5.90		Sp3:	98.63	(74)
				Int4:	2:08.62	(73)	I4-I5:	13.30	(57)	7.24		Sp4:	136.86	(63)
				Int5:	2:21.92	(70)	I5-Fin:	19.41	(76)	7.77				
				Fin:	2:41.33	(71)				9.14	253.81	Avg.:	99.97	
				72	75	NELLA Tyler	CAN	Int1:	49.53	(55)	I1-I2:	17.68	(72)	2.05
Int2:	1:07.21	(64)	I2-I3:					27.08	(89)	2.92		Sp2:	64.00	(89)
Int3:	1:34.29	(75)	I3-I4:					34.55	(70)	5.87		Sp3:	96.00	(84)
Int4:	2:08.84	(75)	I4-I5:					13.19	(47)	7.46		Sp4:	138.31	(34)
Int5:	2:22.03	(72)	I5-Fin:					19.39	(75)	7.88				
Fin:	2:41.42	(72)								9.23	256.17	Avg.:	99.91	
73	85	SIROKI Tin	CRO					Int1:	50.60	(74)	I1-I2:	18.26	(80)	3.12
				Int2:	1:08.86	(76)	I2-I3:	25.30	(52)	4.57		Sp2:	77.00	(35)
				Int3:	1:34.16	(74)	I3-I4:	34.43	(67)	5.74		Sp3:	99.17	(64)
				Int4:	2:08.59	(72)	I4-I5:	13.53	(78)	7.21		Sp4:	137.48	(56)
				Int5:	2:22.12	(74)	I5-Fin:	19.61	(78)	7.97				
				Fin:	2:41.73	(73)				9.54	264.26	Avg.:	99.72	
				74	76	WAGNER Hannes	GER	Int1:	50.58	(72)	I1-I2:	17.46	(61)	3.10
Int2:	1:08.04	(72)	I2-I3:					25.73	(70)	3.75		Sp2:	76.00	(60)
Int3:	1:33.77	(72)	I3-I4:					35.08	(79)	5.35		Sp3:	99.03	(67)
Int4:	2:08.85	(76)	I4-I5:					13.98	(84)	7.47		Sp4:	134.63	(82)
Int5:	2:22.83	(75)	I5-Fin:					19.45	(77)	8.68				
Fin:	2:42.28	(74)								10.09	278.55	Avg.:	99.38	
75	52	HOFER Elmar	ITA					Int1:	50.11	(70)	I1-I2:	17.67	(71)	2.63
				Int2:	1:07.78	(71)	I2-I3:	25.97	(77)	3.49		Sp2:	74.00	(76)
				Int3:	1:33.75	(71)	I3-I4:	35.01	(78)	5.33		Sp3:	99.86	(59)
				Int4:	2:08.76	(74)	I4-I5:	13.33	(61)	7.38		Sp4:	137.76	(51)
				Int5:	2:22.09	(73)	I5-Fin:	20.41	(89)	7.94				
				Fin:	2:42.50	(75)				10.31	284.24	Avg.:	99.25	
				76	84	DRAKE Edward	GBR	Int1:	51.59	(77)	I1-I2:	17.88	(76)	4.11
Int2:	1:09.47	(77)	I2-I3:					25.80	(75)	5.18		Sp2:	77.00	(35)
Int3:	1:35.27	(77)	I3-I4:					34.85	(76)	6.85		Sp3:	99.17	(64)
Int4:	2:10.12	(77)	I4-I5:					13.52	(77)	8.74		Sp4:	136.35	(75)
Int5:	2:23.64	(76)	I5-Fin:					19.11	(63)	9.49				
Fin:	2:42.75	(76)								10.56	290.68	Avg.:	99.10	
77	86	GORZA Ales	SLO					Int1:	52.39	(84)	I1-I2:	18.31	(81)	4.91
				Int2:	1:10.70	(82)	I2-I3:	25.84	(76)	6.41		Sp2:	75.00	(71)
				Int3:	1:36.54	(79)	I3-I4:	34.56	(71)	8.12		Sp3:	98.90	(70)
				Int4:	2:11.10	(78)	I4-I5:	13.66	(81)	9.72		Sp4:	136.86	(65)
				Int5:	2:24.76	(77)	I5-Fin:	18.90	(53)	10.61				
				Fin:	2:43.66	(77)				11.47	313.98	Avg.:	98.55	
				78	91	SIMARI BIRKNER C.	ARG	Int1:	51.74	(79)	I1-I2:	18.32	(82)	4.26
Int2:	1:10.06	(78)	I2-I3:					25.59	(68)	5.77		Sp2:	77.00	(35)
Int3:	1:35.65	(78)	I3-I4:					35.74	(85)	7.23		Sp3:	98.90	(70)
Int4:	2:11.39	(79)	I4-I5:					13.95	(83)	10.01		Sp4:	135.42	(81)
Int5:	2:25.34	(78)	I5-Fin:					19.75	(81)	11.19				
Fin:	2:45.09	(78)								12.90	350.06	Avg.:	97.69	
79	70	PAQUIN Pierre	FRA					Int1:	56.37	(86)	I1-I2:	17.33	(53)	8.89
				Int2:	1:13.70	(86)	I2-I3:	25.07	(34)	9.41		Sp2:	77.00	(35)
				Int3:	1:38.77	(86)	I3-I4:	34.62	(72)	10.35		Sp3:	99.72	(60)
				Int4:	2:13.39	(85)	I4-I5:	13.33	(61)	12.01		Sp4:	139.30	(18)
				Int5:	2:26.72	(83)	I5-Fin:	19.11	(63)	12.57				
				Fin:	2:45.83	(79)				13.64	368.49	Avg.:	97.26	

PERFORMANCE ANALYSIS 1 TRAINING 1

Number of Competitors: 89

Rank	Bib	Name	Nation	Positions			Partials			Difference		Speed		
				Pos.	Time	Rank	Pos.	Time	Rank	Time	Dist(m)	Pos.	Km/h	Rank
80	89	KRYZL Krystof	CZE	Int1:	52.36	(82)	I1-I2:	19.04	(89)	4.88		Sp1:		
				Int2:	1:11.40	(85)	I2-I3:	26.32	(84)	7.11		Sp2:	71.00	(84)
				Int3:	1:37.72	(85)	I3-I4:	35.10	(80)	9.30		Sp3:	97.03	(80)
				Int4:	2:12.82	(82)	I4-I5:	13.50	(76)	11.44		Sp4:	135.55	(80)
				Int5:	2:26.32	(79)	I5-Fin:	19.85	(82)	12.17				
				Fin:	2:46.17	(80)				13.98	376.91	Avg.:	97.06	
81	97	VAN BUYNDER Frederik	BEL	Int1:	51.61	(78)	I1-I2:	18.66	(86)	4.13		Sp1:		
				Int2:	1:10.27	(79)	I2-I3:	26.47	(86)	5.98		Sp2:	75.00	(71)
				Int3:	1:36.74	(81)	I3-I4:	35.68	(83)	8.32		Sp3:	97.03	(80)
				Int4:	2:12.42	(81)	I4-I5:	14.07	(86)	11.04		Sp4:	131.05	(89)
				Int5:	2:26.49	(81)	I5-Fin:	19.74	(80)	12.34				
				Fin:	2:46.23	(81)				14.04	378.39	Avg.:	97.02	
82	34	LIZEROUX Julien	FRA	Int1:	57.53	(88)	I1-I2:	17.46	(61)	10.05		Sp1:		
				Int2:	1:14.99	(87)	I2-I3:	25.49	(63)	10.70		Sp2:	75.00	(71)
				Int3:	1:40.48	(87)	I3-I4:	34.24	(57)	12.06		Sp3:	100.41	(53)
				Int4:	2:14.72	(87)	I4-I5:	13.19	(47)	13.34		Sp4:	136.33	(76)
				Int5:	2:27.91	(86)	I5-Fin:	18.50	(39)	13.76				
				Fin:	2:46.41	(82)				14.22	382.82	Avg.:	96.92	
83	90	GEORGIEV Stefan	BUL	Int1:	52.16	(81)	I1-I2:	18.38	(83)	4.68		Sp1:		
				Int2:	1:10.54	(80)	I2-I3:	26.05	(79)	6.25		Sp2:	73.00	(83)
				Int3:	1:36.59	(80)	I3-I4:	35.74	(85)	8.17		Sp3:	95.36	(85)
				Int4:	2:12.33	(80)	I4-I5:	14.03	(85)	10.95		Sp4:	133.41	(87)
				Int5:	2:26.36	(80)	I5-Fin:	20.28	(88)	12.21				
				Fin:	2:46.64	(83)				14.45	388.48	Avg.:	96.78	
84	95	VRABLIK Martin	CZE	Int1:	51.84	(80)	I1-I2:	18.70	(88)	4.36		Sp1:		
				Int2:	1:10.54	(80)	I2-I3:	26.80	(88)	6.25		Sp2:	65.00	(88)
				Int3:	1:37.34	(83)	I3-I4:	35.72	(84)	8.92		Sp3:	94.86	(86)
				Int4:	2:13.06	(83)	I4-I5:	13.65	(80)	11.68		Sp4:	133.57	(86)
				Int5:	2:26.71	(82)	I5-Fin:	20.13	(86)	12.56				
				Fin:	2:46.84	(84)				14.65	393.38	Avg.:	96.67	
85	92	GEORGIEV Georgi	BUL	Int1:	52.58	(85)	I1-I2:	18.16	(79)	5.10		Sp1:		
				Int2:	1:10.74	(83)	I2-I3:	26.41	(85)	6.45		Sp2:	74.00	(76)
				Int3:	1:37.15	(82)	I3-I4:	35.91	(87)	8.73		Sp3:	93.75	(87)
				Int4:	2:13.06	(83)	I4-I5:	14.13	(88)	11.68		Sp4:	131.15	(88)
				Int5:	2:27.19	(84)	I5-Fin:	19.89	(83)	13.04				
				Fin:	2:47.08	(85)				14.89	399.25	Avg.:	96.53	
86	96	VILETTA Sandro	SUI	Int1:	52.36	(82)	I1-I2:	18.61	(85)	4.88		Sp1:		
				Int2:	1:10.97	(84)	I2-I3:	26.67	(87)	6.68		Sp2:	74.00	(76)
				Int3:	1:37.64	(84)	I3-I4:	36.04	(88)	9.22		Sp3:	93.38	(88)
				Int4:	2:13.68	(86)	I4-I5:	14.07	(86)	12.30		Sp4:	133.84	(85)
				Int5:	2:27.75	(85)	I5-Fin:	19.64	(79)	13.60				
				Fin:	2:47.39	(86)				15.20	406.81	Avg.:	96.35	
87	93	MYHRER Andre	SWE	Int1:	57.32	(87)	I1-I2:	18.67	(87)	9.84		Sp1:		
				Int2:	1:15.99	(88)	I2-I3:	26.14	(81)	11.70		Sp2:	75.00	(71)
				Int3:	1:42.13	(88)	I3-I4:	35.14	(81)	13.71		Sp3:	97.03	(80)
				Int4:	2:17.27	(88)	I4-I5:	13.87	(82)	15.89		Sp4:	134.10	(84)
				Int5:	2:31.14	(87)	I5-Fin:	19.97	(84)	16.99				
				Fin:	2:51.11	(87)				18.92	495.36	Avg.:	94.26	
88	81	BRAUER Jono	AUS	Int1:	49.83	(64)	I1-I2:	17.01	(33)	2.35		Sp1:		
				Int2:	1:06.84	(57)	I2-I3:	26.23	(82)	2.55		Sp2:	77.00	(35)
				Int3:	1:33.07	(67)	I3-I4:	34.26	(60)	4.65		Sp3:	98.63	(74)
				Int4:	2:07.33	(67)	I4-I5:	25:36.25	(89)	5.95		Sp4:	138.02	(45)
				Int5:	27:43.58	(88)	I5-Fin:	19.19	(70)	25:29.43				
				Fin:	28:02.77	(88)				25:30.58	4074.83	Avg.:	9.58	




PERFORMANCE ANALYSIS 1 TRAINING 1

Number of Competitors: 89

Rank	Bib	Name	Nation	Positions			Partials			Difference		Speed		
				Pos.	Time	Rank	Pos.	Time	Rank	Time	Dist(m)	Pos.	Km/h	Rank
89	83	MERMILLOD BLONDIN T.	FRA	Int1:	58.70	(89)	I1-I2:	18.58	(84)	11.22		Sp1:		
				Int2:	1:17.28	(89)	I2-I3:	25.75	(72)	12.99		Sp2:	76.00	(60)
				Int3:	1:43.03	(89)	I3-I4:	25:48.71	(89)	14.61		Sp3:	96.25	(83)
				Int4:	27:31.74	(89)	I4-I5:	13.31	(58)	25:30.36		Sp4:	136.44	(74)
				Int5:	27:45.05	(89)	I5-Fin:	18.50	(39)	25:30.90		Avg.:	9.58	
				Fin:	28:03.55	(89)				25:31.364075.02				

LEGEND							
Pos	Intermediate or Speed Position	Int2:	Intermediate 2	Int5:	Intermediate 5	Sp3:	Speed Trap 3
Avg.	Average Speed for the race	Int3:	Intermediate 3	Sp1:	Speed Trap 1	Sp4:	Speed Trap 4
Dist(m)	Distance behind the first	Int4:	Intermediate 4	Sp2:	Speed Trap 2	Fin:	Finish
Int1:	Intermediate 1						



**Wengen**

JUNGFRAUJOCH



Swiss ski

16.–18. JANUAR 2009



swisscom

SRG SSR idée suisse



helvetia

OCHSNER
SPORT

RE/MAX

infront
SPORTS & MEDIA

AUDI FIS SKI WORLD CUP 2008/09



Wengen (SUI)




5th MEN'S DOWNHILL

WED 14 JAN 2009

PERFORMANCE ANALYSIS 2 TRAINING 1

Number of Competitors: 97

Bib	Name	Nation	Positions			Partials			Difference		Speed		
			Pos.	Time	Rank	Pos.	Time	Rank	Time	Dist(m)	Pos.	Km/h	Rank
1	MACARTNEY Scott	USA	Int1:	49.85	(66)	11-12:	17.38	(57)	2.37		Sp1:		
			Int2:	1:07.23	(66)	12-13:	25.35	(56)	2.94		Sp2:	76.00	(60)
			Int3:	1:32.58	(63)	13-14:	34.11	(49)	4.16		Sp3:		
			Int4:	2:06.69	(61)	14-15:	12.94	(26)	5.31		Sp4:	139.10	(25)
			Int5:	2:19.63	(56)	15-Fin:	18.62	(45)	5.48		Avg.:	101.91	
			Fin:	2:38.25	(51)				6.06	171.56			
2	STREITBERGER Georg	AUT	Int1:	48.38	(21)	11-12:	16.81	(18)	0.90		Sp1:		
			Int2:	1:05.19	(14)	12-13:	24.60	(11)	0.90		Sp2:	79.00	(7)
			Int3:	1:29.79	(12)	13-14:	33.02	(6)	1.37		Sp3:	102.27	(16)
			Int4:	2:02.81	(7)	14-15:	12.67	(5)	1.43		Sp4:	139.60	(15)
			Int5:	2:15.48	(7)	15-Fin:	18.03	(5)	1.33		Avg.:	105.06	
			Fin:	2:33.51	(6)				1.32	38.52			
3	LANNING T J	USA	Int1:	49.91	(67)	11-12:	16.83	(21)	2.43		Sp1:		
			Int2:	1:06.74	(54)	12-13:	25.10	(36)	2.45		Sp2:	78.00	(19)
			Int3:	1:31.84	(51)	13-14:	33.92	(36)	3.42		Sp3:	100.69	(50)
			Int4:	2:05.76	(48)	14-15:	12.75	(11)	4.38		Sp4:	138.70	(31)
			Int5:	2:18.51	(41)	15-Fin:	18.17	(18)	4.36		Avg.:	102.94	
			Fin:	2:36.68	(38)				4.49	128.38			
4	HUDEEC Jan	CAN	Int1:	48.49	(24)	11-12:	17.14	(45)	1.01		Sp1:		
			Int2:	1:05.63	(27)	12-13:	25.06	(33)	1.34		Sp2:	78.00	(19)
			Int3:	1:30.69	(29)	13-14:	34.25	(59)	2.27		Sp3:	102.12	(18)
			Int4:	2:04.94	(36)	14-15:	13.49	(76)	3.56		Sp4:	135.63	(79)
			Int5:	2:18.43	(38)	15-Fin:	18.61	(43)	4.28		Avg.:	102.70	
			Fin:	2:37.04	(41)				4.85	138.36			
5	NYMAN Steven	USA	Int1:	48.66	(26)	11-12:	16.66	(6)	1.18		Sp1:		
			Int2:	1:05.32	(21)	12-13:	25.14	(41)	1.03		Sp2:	77.00	(35)
			Int3:	1:30.46	(25)	13-14:	33.32	(14)	2.04		Sp3:	100.00	(58)
			Int4:	2:03.78	(23)	14-15:	12.83	(15)	2.40		Sp4:	138.50	(32)
			Int5:	2:16.61	(21)	15-Fin:	18.99	(61)	2.46		Avg.:	103.65	
			Fin:	2:35.60	(26)				3.41	98.18			
6	ALBRECHT Daniel	SUI	Int1:	48.92	(32)	11-12:	16.27	(1)	1.44		Sp1:		
			Int2:	1:05.19	(14)	12-13:	25.28	(50)	0.90		Sp2:	79.00	(7)
			Int3:	1:30.47	(26)	13-14:	33.38	(17)	2.05		Sp3:	101.40	(36)
			Int4:	2:03.85	(24)	14-15:	13.09	(39)	2.47		Sp4:	138.78	(30)
			Int5:	2:16.94	(25)	15-Fin:	18.05	(10)	2.79		Avg.:	104.06	
			Fin:	2:34.99	(21)				2.80	80.93			
7	SULLIVAN Marco	USA	Int1:	47.79	(6)	11-12:	16.80	(14)	0.31		Sp1:		
			Int2:	1:04.59	(6)	12-13:	24.90	(24)	0.30		Sp2:	77.00	(35)
			Int3:	1:29.49	(8)	13-14:	33.28	(12)	1.07		Sp3:	101.12	(42)
			Int4:	2:02.77	(6)	14-15:	12.75	(11)	1.39		Sp4:	138.24	(38)
			Int5:	2:15.52	(8)	15-Fin:	18.42	(30)	1.37		Avg.:	104.77	
			Fin:	2:33.94	(12)				1.75	50.93			



PERFORMANCE ANALYSIS 2 TRAINING 1

Number of Competitors: 97

Bib	Name	Nation	Positions			Partials			Difference		Speed																
			Pos.	Time	Rank	Pos.	Time	Rank	Time	Dist(m)	Pos.	Km/h	Rank														
8	BUECHEL Marco	LIE	Int1: 48.19 (16)	Int2: 1:05.28 (20)	Int3: 1:30.20 (20)	Int4: 2:03.64 (22)	Int5: 2:16.61 (21)	Fin: 2:34.67 (17)	I1-I2: 17.09 (39)	I2-I3: 24.92 (25)	I3-I4: 33.44 (19)	I4-I5: 12.97 (29)	I5-Fin: 18.06 (12)	0.71	0.99	1.78	2.26	2.46	2.48	71.83	Sp1:	Sp2: 78.00 (19)	Sp3: 101.55 (30)	Sp4: 139.19 (23)	Avg.: 104.27		
9	KUCERA John	CAN	Int1: 49.03 (39)	Int2: 1:05.95 (37)	Int3: 1:30.27 (21)	Int4: 2:03.43 (17)	Int5: 2:16.31 (16)	Fin: 2:34.34 (16)	I1-I2: 16.92 (29)	I2-I3: 24.32 (2)	I3-I4: 33.16 (9)	I4-I5: 12.88 (20)	I5-Fin: 18.03 (5)	1.55	1.66	1.85	2.05	2.16	2.15	62.41	Sp1:	Sp2: 79.00 (7)	Sp3: 102.41 (12)	Sp4: 139.70 (12)	Avg.: 104.50		
10	INNERHOFER Christof	ITA	Int1: 48.58 (25)	Int2: 1:05.27 (19)	Int3: 1:29.60 (10)	Int4: 2:02.95 (12)	Int5: 2:15.88 (12)	Fin: 2:33.99 (13)	I1-I2: 16.69 (7)	I2-I3: 24.33 (3)	I3-I4: 33.35 (16)	I4-I5: 12.93 (25)	I5-Fin: 18.11 (14)	1.10	0.98	1.18	1.57	1.73	1.80	52.37	Sp1:	Sp2: 80.00 (3)	Sp3: 102.12 (18)	Sp4: 138.07 (41)	Avg.: 104.73		
11	OSBORNE-PARADIS Manuel	CAN	Int1: 48.02 (11)	Int2: 1:05.54 (26)	Int3: 1:30.14 (18)	Int4: 2:02.94 (11)	Int5: 2:15.36 (6)	Fin: 2:33.33 (5)	I1-I2: 17.52 (66)	I2-I3: 24.60 (11)	I3-I4: 32.80 (1)	I4-I5: 12.42 (1)	I5-Fin: 17.97 (4)	0.54	1.25	1.72	1.56	1.21	1.14	33.31	Sp1:	Sp2: 78.00 (19)	Sp3: 103.59 (5)	Sp4: 141.46 (3)	Avg.: 105.18		
12	CUCHE Didier	SUI	Int1: 47.99 (9)	Int2: 1:04.45 (3)	Int3: 1:28.42 (1)	Int4: 2:01.38 (1)	Int5: 2:14.15 (1)	Fin: 2:32.19 (1)	I1-I2: 16.46 (2)	I2-I3: 23.97 (1)	I3-I4: 32.96 (4)	I4-I5: 12.77 (13)	I5-Fin: 18.04 (9)	0.51	0.16	0.00	0.00	0.00	0.00	0.00	0.00	0.00	Sp1:	Sp2: 81.00 (1)	Sp3: 103.89 (4)	Sp4: 139.30 (18)	Avg.: 105.97
13	DEFAGO Didier	SUI	Int1: 47.69 (4)	Int2: 1:04.29 (1)	Int3: 1:28.83 (2)	Int4: 2:01.77 (2)	Int5: 2:14.21 (2)	Fin: 2:32.42 (3)	I1-I2: 16.60 (5)	I2-I3: 24.54 (7)	I3-I4: 32.94 (3)	I4-I5: 12.44 (2)	I5-Fin: 18.21 (20)	0.21	0.00	0.41	0.39	0.06	0.23	6.76	Sp1:	Sp2: 77.00 (35)	Sp3: 104.19 (3)	Sp4: 140.31 (9)	Avg.: 105.81		
14	WALCHHOFER Michael	AUT	Int1: 47.48 (1)	Int2: 1:04.68 (8)	Int3: 1:29.45 (7)	Int4: 2:02.45 (5)	Int5: 2:15.29 (5)	Fin: 2:33.64 (7)	I1-I2: 17.20 (47)	I2-I3: 24.77 (16)	I3-I4: 33.00 (5)	I4-I5: 12.84 (16)	I5-Fin: 18.35 (28)	0.00	0.39	1.03	1.07	1.14	1.45	42.28	Sp1:	Sp2: 78.00 (19)	Sp3: 103.29 (7)	Sp4: 140.29 (10)	Avg.: 104.97		
15	GUAY Erik	CAN	Int1: 47.92 (8)	Int2: 1:05.47 (24)	Int3: 1:30.19 (19)	Int4: 2:03.91 (25)	Int5: 2:16.65 (23)	Fin: 2:35.18 (23)	I1-I2: 17.55 (68)	I2-I3: 24.72 (13)	I3-I4: 33.72 (26)	I4-I5: 12.74 (9)	I5-Fin: 18.53 (41)	0.44	1.18	1.77	2.53	2.50	2.99	86.32	Sp1:	Sp2: 77.00 (35)	Sp3: 102.85 (11)	Sp4: 140.53 (8)	Avg.: 103.93		
16	KROELL Klaus	AUT	Int1: 47.58 (2)	Int2: 1:04.47 (4)	Int3: 1:29.01 (4)	Int4: 2:02.07 (3)	Int5: 2:14.86 (4)	Fin: 2:32.91 (4)	I1-I2: 16.89 (27)	I2-I3: 24.54 (7)	I3-I4: 33.06 (7)	I4-I5: 12.79 (14)	I5-Fin: 18.05 (10)	0.10	0.18	0.59	0.69	0.71	0.72	21.09	Sp1:	Sp2: 78.00 (19)	Sp3: 103.44 (6)	Sp4: 141.45 (4)	Avg.: 105.47		

PERFORMANCE ANALYSIS 2 TRAINING 1

Number of Competitors: 97

Bib	Name	Nation	Positions			Partials			Difference		Speed														
			Pos.	Time	Rank	Pos.	Time	Rank	Time	Dist(m)	Pos.	Km/h	Rank												
17	SVINDAL Aksel Lund	NOR	Int1: 48.11 (13)	Int2: 1:04.58 (5)	Int3: 1:28.94 (3)	Int4: 2:02.89 (10)	Int5: 2:15.93 (13)	Fin: 2:34.01 (14)	I1-I2: 16.47 (3)	I2-I3: 24.36 (4)	I3-I4: 33.95 (40)	I4-I5: 13.04 (36)	I5-Fin: 18.08 (13)	0.63	0.29	0.52	1.51	1.78	1.82	52.94	Sp1:	Sp2: 80.00 (3)	Sp3: 101.98 (21)	Sp4: 137.61 (54)	Avg.: 104.72
18	MILLER Bode	USA	Int1: 47.62 (3)	Int2: 1:04.40 (2)	Int3: 1:29.21 (6)	Int4: 2:02.88 (9)	Int5: 2:15.62 (10)	Fin: 2:33.65 (8)	I1-I2: 16.78 (11)	I2-I3: 24.81 (18)	I3-I4: 33.67 (24)	I4-I5: 12.74 (9)	I5-Fin: 18.03 (5)	0.14	0.11	0.79	1.50	1.47	1.46	42.57	Sp1:	Sp2: 79.00 (7)	Sp3: 100.27 (55)	Sp4: 137.97 (47)	Avg.: 104.97
19	FILL Peter	ITA	Int1: 48.02 (11)	Int2: 1:04.85 (10)	Int3: 1:29.58 (9)	Int4: 2:02.86 (8)	Int5: 2:15.56 (9)	Fin: 2:33.70 (10)	I1-I2: 16.83 (21)	I2-I3: 24.73 (14)	I3-I4: 33.28 (12)	I4-I5: 12.70 (7)	I5-Fin: 18.14 (17)	0.54	0.56	1.16	1.48	1.41	1.51	44.01	Sp1:	Sp2: 81.00 (1)	Sp3: 102.41 (12)	Sp4: 138.31 (33)	Avg.: 104.93
20	HEEL Werner	ITA	Int1: 48.37 (20)	Int2: 1:05.21 (16)	Int3: 1:29.65 (11)	Int4: 2:03.14 (14)	Int5: 2:16.21 (15)	Fin: 2:34.24 (15)	I1-I2: 16.84 (24)	I2-I3: 24.44 (5)	I3-I4: 33.49 (21)	I4-I5: 13.07 (38)	I5-Fin: 18.03 (5)	0.89	0.92	1.23	1.76	2.06	2.05	59.54	Sp1:	Sp2: 77.00 (35)	Sp3: 102.12 (18)	Sp4: 140.18 (11)	Avg.: 104.56
21	JERMAN Andrej	SLO	Int1: 47.72 (5)	Int2: 1:04.63 (7)	Int3: 1:29.12 (5)	Int4: 2:02.28 (4)	Int5: 2:14.83 (3)	Fin: 2:32.41 (2)	I1-I2: 16.91 (28)	I2-I3: 24.49 (6)	I3-I4: 33.16 (9)	I4-I5: 12.55 (3)	I5-Fin: 17.58 (1)	0.24	0.34	0.70	0.90	0.68	0.22	6.47	Sp1:	Sp2: 79.00 (7)	Sp3: 104.95 (1)	Sp4: 140.82 (7)	Avg.: 105.82
22	HOFFMANN Ambrosi	SUI	Int1: 48.43 (22)	Int2: 1:05.17 (13)	Int3: 1:30.01 (14)	Int4: 2:03.11 (13)	Int5: 2:15.76 (11)	Fin: 2:33.67 (9)	I1-I2: 16.74 (9)	I2-I3: 24.84 (20)	I3-I4: 33.10 (8)	I4-I5: 12.65 (4)	I5-Fin: 17.91 (3)	0.95	0.88	1.59	1.73	1.61	1.48	43.15	Sp1:	Sp2: 79.00 (7)	Sp3: 103.15 (9)	Sp4: 142.00 (1)	Avg.: 104.95
23	MAIER Hermann	AUT	Int1: 48.13 (15)	Int2: 1:05.21 (16)	Int3: 1:30.91 (35)	Int4: 2:04.85 (34)	Int5: 2:17.79 (33)	Fin: 2:36.20 (32)	I1-I2: 17.08 (38)	I2-I3: 25.70 (70)	I3-I4: 33.94 (38)	I4-I5: 12.94 (26)	I5-Fin: 18.41 (29)	0.65	0.92	2.49	3.47	3.64	4.01	115.01	Sp1:	Sp2: 78.00 (19)	Sp3: 101.83 (24)	Sp4: 141.54 (2)	Avg.: 103.25
24	GRUBER Christoph	AUT	Int1: 48.11 (13)	Int2: 1:04.86 (11)	Int3: 1:30.03 (15)	Int4: 2:03.35 (15)	Int5: 2:16.07 (14)	Fin: 2:33.92 (11)	I1-I2: 16.75 (10)	I2-I3: 25.17 (45)	I3-I4: 33.32 (14)	I4-I5: 12.72 (8)	I5-Fin: 17.85 (2)	0.63	0.57	1.61	1.97	1.92	1.73	50.35	Sp1:	Sp2: 76.00 (60)	Sp3: 101.12 (42)	Sp4: 138.96 (29)	Avg.: 104.78
25	JANKA Carlo	SUI	Int1: 48.90 (31)	Int2: 1:05.71 (29)	Int3: 1:30.45 (24)	Int4: 2:03.98 (26)	Int5: 2:17.00 (26)	Fin: 2:35.13 (22)	I1-I2: 16.81 (18)	I2-I3: 24.74 (15)	I3-I4: 33.53 (22)	I4-I5: 13.02 (33)	I5-Fin: 18.13 (16)	1.42	1.42	2.03	2.60	2.85	2.94	84.90	Sp1:	Sp2: 80.00 (3)	Sp3: 100.98 (45)	Sp4: 138.08 (40)	Avg.: 103.96

PERFORMANCE ANALYSIS 2 TRAINING 1

Number of Competitors: 97

Bib	Name	Nation	Positions			Partials			Difference		Speed			
			Pos.	Time	Rank	Pos.	Time	Rank	Time	Dist(m)	Pos.	Km/h	Rank	
26	BAUMANN Romed	AUT	Int1: 48.96 (35)			I1-I2: 16.80 (14)			1.48			Sp1:		
			Int2: 1:05.76 (31)			I2-I3: 24.82 (19)			1.47			Sp2: 77.00 (35)		
			Int3: 1:30.58 (28)			I3-I4: 34.02 (45)			2.16			Sp3: 101.69 (26)		
			Int4: 2:04.60 (29)			I4-I5: 12.88 (20)			3.22			Sp4: 139.08 (27)		
			Int5: 2:17.48 (29)			I5-Fin: 18.12 (15)			3.33					
			Fin: 2:35.60 (26)						3.41	98.18		Avg.: 103.65		
27	OLSSON Hans	SWE	Int1: 49.69 (63)			I1-I2: 17.35 (55)			2.21			Sp1:		
			Int2: 1:07.04 (62)			I2-I3: 25.39 (59)			2.75			Sp2: 79.00 (7)		
			Int3: 1:32.43 (60)			I3-I4: 34.13 (51)			4.01			Sp3: 99.03 (68)		
			Int4: 2:06.56 (58)			I4-I5: 13.28 (57)			5.18			Sp4: 137.80 (50)		
			Int5: 2:19.84 (58)			I5-Fin: 18.75 (49)			5.69					
			Fin: 2:38.59 (56)						6.40	180.79		Avg.: 101.70		
28	POISSON David	FRA	Int1: 49.15 (46)			I1-I2: 17.36 (56)			1.67			Sp1:		
			Int2: 1:06.51 (47)			I2-I3: 25.15 (42)			2.22			Sp2: 78.00 (19)		
			Int3: 1:31.66 (45)			I3-I4: 34.11 (49)			3.24			Sp3: 100.84 (48)		
			Int4: 2:05.77 (49)			I4-I5: 13.06 (37)			4.39			Sp4: 139.13 (24)		
			Int5: 2:18.83 (49)			I5-Fin: 18.43 (32)			4.68					
			Fin: 2:37.26 (44)						5.07	144.43		Avg.: 102.56		
29	BERTRAND Yannick	FRA	Int1: 48.48 (23)			I1-I2: 16.78 (11)			1.00			Sp1:		
			Int2: 1:05.26 (18)			I2-I3: 25.08 (35)			0.97			Sp2: 78.00 (19)		
			Int3: 1:30.34 (23)			I3-I4: 33.22 (11)			1.92			Sp3: 101.26 (39)		
			Int4: 2:03.56 (20)			I4-I5: 12.87 (19)			2.18			Sp4: 138.03 (44)		
			Int5: 2:16.43 (19)			I5-Fin: 18.42 (30)			2.28					
			Fin: 2:34.85 (20)						2.66	76.96		Avg.: 104.15		
30	THEAUX Adrien	FRA	Int1: 49.28 (53)			I1-I2: 16.88 (26)			1.80			Sp1:		
			Int2: 1:06.16 (42)			I2-I3: 24.98 (31)			1.87			Sp2: 77.00 (35)		
			Int3: 1:31.14 (38)			I3-I4: 34.01 (44)			2.72			Sp3: 101.40 (36)		
			Int4: 2:05.15 (38)			I4-I5: 13.35 (67)			3.77			Sp4: 138.21 (39)		
			Int5: 2:18.50 (40)			I5-Fin: 18.28 (23)			4.35					
			Fin: 2:36.78 (39)						4.59	131.16		Avg.: 102.87		
31	KOSTELIC Ivica	CRO	Int1: 48.33 (19)			I1-I2: 16.72 (8)			0.85			Sp1:		
			Int2: 1:05.05 (12)			I2-I3: 24.85 (21)			0.76			Sp2: 77.00 (35)		
			Int3: 1:29.90 (13)			I3-I4: 33.61 (23)			1.48			Sp3: 101.98 (21)		
			Int4: 2:03.51 (19)			I4-I5: 12.89 (22)			2.13			Sp4: 138.28 (35)		
			Int5: 2:16.40 (18)			I5-Fin: 18.29 (24)			2.25					
			Fin: 2:34.69 (18)						2.50	72.40		Avg.: 104.26		
32	RAICH Benjamin	AUT	Int1: 49.06 (40)			I1-I2: 17.50 (64)			1.58			Sp1:		
			Int2: 1:06.56 (48)			I2-I3: 25.17 (45)			2.27			Sp2: 77.00 (35)		
			Int3: 1:31.73 (49)			I3-I4: 33.88 (32)			3.31			Sp3: 101.55 (30)		
			Int4: 2:05.61 (45)			I4-I5: 13.03 (34)			4.23			Sp4: 137.42 (58)		
			Int5: 2:18.64 (43)			I5-Fin: 18.45 (33)			4.49					
			Fin: 2:37.09 (42)						4.90	139.74		Avg.: 102.67		
33	GRANGE Jean-Baptiste	FRA	Int1: 49.59 (58)			I1-I2: 17.27 (50)			2.11			Sp1:		
			Int2: 1:06.86 (58)			I2-I3: 25.47 (62)			2.57			Sp2: 76.00 (60)		
			Int3: 1:32.33 (57)			I3-I4: 34.53 (70)			3.91			Sp3: 100.13 (57)		
			Int4: 2:06.86 (64)			I4-I5: 13.37 (70)			5.48			Sp4: 136.62 (71)		
			Int5: 2:20.23 (65)			I5-Fin: 18.80 (51)			6.08					
			Fin: 2:39.03 (61)						6.84	192.69		Avg.: 101.41		
34	LIZEROUX Julien	FRA	Int1: 57.53 (89)			I1-I2: 17.46 (61)			10.05			Sp1:		
			Int2: 1:14.99 (87)			I2-I3: 25.49 (64)			10.70			Sp2: 75.00 (72)		
			Int3: 1:40.48 (87)			I3-I4: 34.24 (58)			12.06			Sp3: 100.41 (54)		
			Int4: 2:14.72 (87)			I4-I5: 13.19 (48)			13.34			Sp4: 136.33 (77)		
			Int5: 2:27.91 (86)			I5-Fin: 18.50 (39)			13.76					
			Fin: 2:46.41 (82)						14.22	382.82		Avg.: 96.92		

PERFORMANCE ANALYSIS 2 TRAINING 1

Number of Competitors: 97

Bib	Name	Nation	Positions			Partials			Difference		Speed											
			Pos.	Time	Rank	Pos.	Time	Rank	Time	Dist(m)	Pos.	Km/h	Rank									
35	JAERBYN Patrik	SWE	Int1: 48.26 (18)	Int2: 1:05.71 (29)	Int3: 1:30.57 (27)	Int4: 2:03.41 (16)	Int5: 2:16.38 (17)	Fin: 2:35.30 (25)	I1-I2: 17.45 (60)	I2-I3: 24.86 (22)	I3-I4: 32.84 (2)	I4-I5: 12.97 (29)	I5-Fin: 18.92 (55)	0.78				Sp1:	Sp2: 78.00 (19)	Sp3: 104.34 (2)	Sp4: 138.25 (37)	Avg.: 103.85
36	ZURBRIGGEN Silvan	SUI	Int1: 48.74 (28)	Int2: 1:05.78 (34)	Int3: 1:30.74 (33)	Int4: 2:04.72 (33)	Int5: 2:17.91 (35)	Fin: 2:36.38 (33)	I1-I2: 17.04 (35)	I2-I3: 24.96 (28)	I3-I4: 33.98 (43)	I4-I5: 13.19 (48)	I5-Fin: 18.47 (37)	1.26				Sp1:	Sp2: 78.00 (19)	Sp3: 101.26 (39)	Sp4: 138.26 (36)	Avg.: 103.13
37	KEPPLER Stephan	GER	Int1: 48.72 (27)	Int2: 1:05.51 (25)	Int3: 1:30.06 (16)	Int4: 2:03.48 (18)	Int5: 2:16.66 (24)	Fin: 2:35.81 (28)	I1-I2: 16.79 (13)	I2-I3: 24.55 (10)	I3-I4: 33.42 (18)	I4-I5: 13.18 (46)	I5-Fin: 19.15 (69)	1.24				Sp1:	Sp2: 78.00 (19)	Sp3: 103.29 (7)	Sp4: 141.09 (5)	Avg.: 103.51
38	ALSTER Christoph	AUT	Int1: 48.98 (36)	Int2: 1:06.07 (40)	Int3: 1:31.41 (44)	Int4: 2:05.45 (43)	Int5: 2:18.67 (46)	Fin: 2:37.50 (46)	I1-I2: 17.09 (39)	I2-I3: 25.34 (55)	I3-I4: 34.04 (46)	I4-I5: 13.22 (53)	I5-Fin: 18.83 (52)	1.50				Sp1:	Sp2: 75.00 (72)	Sp3: 100.98 (45)	Sp4: 136.64 (70)	Avg.: 102.40
39	STRUGER Peter	AUT	Int1: 49.63 (59)	Int2: 1:06.80 (56)	Int3: 1:31.95 (53)	Int4: 2:06.21 (54)	Int5: 2:19.52 (54)	Fin: 2:38.01 (49)	I1-I2: 17.17 (46)	I2-I3: 25.15 (42)	I3-I4: 34.26 (61)	I4-I5: 13.31 (59)	I5-Fin: 18.49 (38)	2.15				Sp1:	Sp2: 77.00 (35)	Sp3: 101.40 (36)	Sp4: 136.66 (68)	Avg.: 102.07
40	FAYED Guillermo	FRA	Int1: 49.34 (54)	Int2: 1:06.56 (48)	Int3: 1:32.13 (55)	Int4: 2:06.81 (63)	Int5: 2:20.22 (64)	Fin: 2:39.13 (62)	I1-I2: 17.22 (48)	I2-I3: 25.57 (68)	I3-I4: 34.68 (75)	I4-I5: 13.41 (72)	I5-Fin: 18.91 (54)	1.86				Sp1:	Sp2: 76.00 (60)	Sp3: 99.17 (65)	Sp4: 136.86 (64)	Avg.: 101.35
41	STECHERT Tobias	GER	Int1: 49.64 (60)	Int2: 1:07.03 (61)	Int3: 1:32.55 (62)	Int4: 2:06.60 (59)	Int5: 2:19.85 (59)	Fin: 2:38.96 (60)	I1-I2: 17.39 (58)	I2-I3: 25.52 (67)	I3-I4: 34.05 (47)	I4-I5: 13.25 (55)	I5-Fin: 19.11 (63)	2.16				Sp1:	Sp2: 76.00 (60)	Sp3: 101.55 (30)	Sp4: 136.54 (73)	Avg.: 101.46
42	THANEI Stefan	ITA	Int1: 48.80 (29)	Int2: 1:05.77 (33)	Int3: 1:30.70 (30)	Int4: 2:04.60 (29)	Int5: 2:17.74 (31)	Fin: 2:36.07 (31)	I1-I2: 16.97 (32)	I2-I3: 24.93 (26)	I3-I4: 33.90 (34)	I4-I5: 13.14 (44)	I5-Fin: 18.33 (26)	1.32				Sp1:	Sp2: 78.00 (19)	Sp3: 100.69 (50)	Sp4: 139.23 (21)	Avg.: 103.34
43	DALCIN Pierre-Emmanuel	FRA	Int1: 47.86 (7)	Int2: 1:04.69 (9)	Int3: 1:30.10 (17)	Int4: 2:03.58 (21)	Int5: 2:16.49 (20)	Fin: 2:34.75 (19)	I1-I2: 16.83 (21)	I2-I3: 25.41 (60)	I3-I4: 33.48 (20)	I4-I5: 12.91 (23)	I5-Fin: 18.26 (22)	0.38				Sp1:	Sp2: 77.00 (35)	Sp3: 99.31 (63)	Sp4: 137.66 (52)	Avg.: 104.22

PERFORMANCE ANALYSIS 2 TRAINING 1

Number of Competitors: 97

Bib	Name	Nation	Positions			Partials			Difference		Speed			
			Pos.	Time	Rank	Pos.	Time	Rank	Time	Dist(m)	Pos.	Km/h	Rank	
44	GRAGGABER Thomas	AUT	Int1: 49.11 (45)			I1-I2: 17.07 (36)			1.63			Sp1:		
			Int2: 1:06.18 (43)			I2-I3: 25.48 (63)			1.89			Sp2: 77.00 (35)		
			Int3: 1:31.66 (45)			I3-I4: 34.21 (56)			3.24			Sp3: 101.26 (39)		
			Int4: 2:05.87 (50)			I4-I5: 13.31 (59)			4.49			Sp4: 135.91 (78)		
			Int5: 2:19.18 (50)			I5-Fin: 18.97 (59)			5.03					
			Fin: 2:38.15 (50)						5.96	168.83		Avg.: 101.98		
45	PERKO Rok	SLO	Int1: 48.01 (10)			I1-I2: 17.39 (58)			0.53			Sp1:		
			Int2: 1:05.40 (23)			I2-I3: 24.93 (26)			1.11			Sp2: 74.00 (77)		
			Int3: 1:30.33 (22)			I3-I4: 33.89 (33)			1.91			Sp3: 101.98 (21)		
			Int4: 2:04.22 (27)			I4-I5: 12.85 (17)			2.84			Sp4: 140.93 (6)		
			Int5: 2:17.07 (27)			I5-Fin: 18.17 (18)			2.92					
			Fin: 2:35.24 (24)						3.05	88.02		Avg.: 103.89		
46	GRUENENFELDER Tobias	SUI	Int1: 48.22 (17)			I1-I2: 17.11 (42)			0.74			Sp1:		
			Int2: 1:05.33 (22)			I2-I3: 25.38 (58)			1.04			Sp2: 76.00 (60)		
			Int3: 1:30.71 (31)			I3-I4: 34.21 (56)			2.29			Sp3: 99.03 (68)		
			Int4: 2:04.92 (35)			I4-I5: 12.91 (23)			3.54			Sp4: 138.00 (46)		
			Int5: 2:17.83 (34)			I5-Fin: 18.69 (47)			3.68					
			Fin: 2:36.52 (35)						4.33	123.94		Avg.: 103.04		
47	STAUDACHER Patrick	ITA	Int1: 48.84 (30)			I1-I2: 16.82 (20)			1.36			Sp1:		
			Int2: 1:05.66 (28)			I2-I3: 25.11 (38)			1.37			Sp2: 74.00 (77)		
			Int3: 1:30.77 (34)			I3-I4: 33.86 (31)			2.35			Sp3: 101.69 (26)		
			Int4: 2:04.63 (31)			I4-I5: 13.09 (39)			3.25			Sp4: 137.05 (60)		
			Int5: 2:17.72 (30)			I5-Fin: 18.31 (25)			3.57					
			Fin: 2:36.03 (30)						3.84	110.26		Avg.: 103.36		
48	TRANSUE Jeremy	USA	Int1: 49.06 (40)			I1-I2: 16.80 (14)			1.58			Sp1:		
			Int2: 1:05.86 (35)			I2-I3: 25.11 (38)			1.57			Sp2: 80.00 (3)		
			Int3: 1:30.97 (36)			I3-I4: 34.32 (65)			2.55			Sp3: 101.55 (30)		
			Int4: 2:05.29 (41)			I4-I5: 13.35 (67)			3.91			Sp4: 136.65 (69)		
			Int5: 2:18.64 (43)			I5-Fin: 20.27 (87)			4.49					
			Fin: 2:38.91 (59)						6.72	189.45		Avg.: 101.49		
49	FRIEDMAN Bryon	USA	Int1: 49.08 (43)			I1-I2: 16.93 (31)			1.60			Sp1:		
			Int2: 1:06.01 (38)			I2-I3: 24.97 (29)			1.72			Sp2: 79.00 (7)		
			Int3: 1:30.98 (37)			I3-I4: 33.70 (25)			2.56			Sp3: 102.41 (12)		
			Int4: 2:04.68 (32)			I4-I5: 13.10 (43)			3.30			Sp4: 139.38 (16)		
			Int5: 2:17.78 (32)			I5-Fin: 18.62 (45)			3.63					
			Fin: 2:36.40 (34)						4.21	120.59		Avg.: 103.12		
50	FISHER Erik	USA	Int1: 49.80 (64)			I1-I2: 17.25 (49)			2.32			Sp1:		
			Int2: 1:07.05 (63)			I2-I3: 25.32 (54)			2.76			Sp2: 77.00 (35)		
			Int3: 1:32.37 (58)			I3-I4: 34.14 (52)			3.95			Sp3: 98.36 (78)		
			Int4: 2:06.51 (56)			I4-I5: 13.35 (67)			5.13			Sp4: 136.53 (74)		
			Int5: 2:19.86 (60)			I5-Fin: 18.60 (42)			5.71					
			Fin: 2:38.46 (55)						6.27	177.27		Avg.: 101.78		
51	SPORN Andrej	SLO	Int1: 49.18 (47)			I1-I2: 17.03 (34)			1.70			Sp1:		
			Int2: 1:06.21 (44)			I2-I3: 25.51 (66)			1.92			Sp2: 70.00 (86)		
			Int3: 1:31.72 (48)			I3-I4: 33.93 (37)			3.30			Sp3: 98.49 (77)		
			Int4: 2:05.65 (46)			I4-I5: 13.01 (32)			4.27			Sp4: 139.33 (17)		
			Int5: 2:18.66 (45)			I5-Fin: 18.61 (43)			4.51					
			Fin: 2:37.27 (45)						5.08	144.71		Avg.: 102.55		
52	HOFER Elmar	ITA	Int1: 50.11 (71)			I1-I2: 17.67 (71)			2.63			Sp1:		
			Int2: 1:07.78 (71)			I2-I3: 25.97 (78)			3.49			Sp2: 74.00 (77)		
			Int3: 1:33.75 (71)			I3-I4: 35.01 (79)			5.33			Sp3: 99.86 (60)		
			Int4: 2:08.76 (74)			I4-I5: 13.33 (62)			7.38			Sp4: 137.76 (51)		
			Int5: 2:22.09 (73)			I5-Fin: 20.41 (89)			7.94					
			Fin: 2:42.50 (75)						10.31	284.24		Avg.: 99.25		

PERFORMANCE ANALYSIS 2 TRAINING 1

Number of Competitors: 97

Bib	Name	Nation	Positions			Partials			Difference		Speed			
			Pos.	Time	Rank	Pos.	Time	Rank	Time	Dist(m)	Pos.	Km/h	Rank	
53	ZAHROBSKY Petr	CZE	Int1: 50.68 (77)			I1-I2: 17.76 (75)			3.20			Sp1:		
			Int2: 1:08.44 (74)			I2-I3: 25.49 (64)			4.15			Sp2: 74.00 (77)		
			Int3: 1:33.93 (73)			I3-I4: 34.41 (67)			5.51			Sp3: 99.58 (62)		
			Int4: 2:08.34 (70)			I4-I5: 13.33 (62)			6.96			Sp4: 139.10 (26)		
			Int5: 2:21.67 (68)			I5-Fin: 18.93 (57)			7.52					
			Fin: 2:40.60 (68)						8.41	234.60		Avg.: 100.42		
54	KUENG Patrick	SUI	Int1: 49.26 (52)			I1-I2: 17.49 (63)			1.78			Sp1:		
			Int2: 1:06.75 (55)			I2-I3: 25.11 (38)			2.46			Sp2: 79.00 (7)		
			Int3: 1:31.86 (52)			I3-I4: 33.74 (28)			3.44			Sp3: 101.12 (42)		
			Int4: 2:05.60 (44)			I4-I5: 13.21 (52)			4.22			Sp4: 139.28 (20)		
			Int5: 2:18.81 (48)			I5-Fin: 18.72 (48)			4.66					
			Fin: 2:37.53 (47)						5.34	151.86		Avg.: 102.38		
55	ZRNCIC-DIM Natko	CRO	Int1: 49.07 (42)			I1-I2: 16.85 (25)			1.59			Sp1:		
			Int2: 1:05.92 (36)			I2-I3: 24.80 (17)			1.63			Sp2: 79.00 (7)		
			Int3: 1:30.72 (32)			I3-I4: 33.81 (30)			2.30			Sp3: 103.15 (9)		
			Int4: 2:04.53 (28)			I4-I5: 12.86 (18)			3.15			Sp4: 139.65 (14)		
			Int5: 2:17.39 (28)			I5-Fin: 18.46 (35)			3.24					
			Fin: 2:35.85 (29)						3.66	105.21		Avg.: 103.48		
56	DIXON Robbie	CAN	Int1:			I1-I2:						Sp1:		
			Int2:			I2-I3:						Sp2:		
			Int3:			I3-I4:						Sp3:		
			Int4:			I4-I5:						Sp4:		
			Int5:			I5-Fin:								
			Fin: DNF									Avg.:		
57	BRANCH Craig	AUS	Int1: 49.23 (51)			I1-I2:			1.75			Sp1:		
			Int2:			I2-I3:						Sp2:		
			Int3:			I3-I4:						Sp3:		
			Int4:			I4-I5:						Sp4:		
			Int5:			I5-Fin:								
			Fin: DNF									Avg.:		
58	STRODL Peter	GER	Int1: 49.93 (69)			I1-I2: 17.33 (53)			2.45			Sp1:		
			Int2: 1:07.26 (67)			I2-I3: 25.28 (50)			2.97			Sp2: 76.00 (60)		
			Int3: 1:32.54 (61)			I3-I4: 34.19 (54)			4.12			Sp3: 98.90 (71)		
			Int4: 2:06.73 (62)			I4-I5: 13.46 (74)			5.35			Sp4: 134.51 (84)		
			Int5: 2:20.19 (63)			I5-Fin: 19.14 (68)			6.04					
			Fin: 2:39.33 (65)						7.14	200.76		Avg.: 101.22		
59	GLEBOV Alek	SLO	Int1: 49.10 (44)			I1-I2: 17.51 (65)			1.62			Sp1:		
			Int2: 1:06.61 (50)			I2-I3: 26.01 (79)			2.32			Sp2: 77.00 (35)		
			Int3: 1:32.62 (64)			I3-I4: 33.74 (28)			4.20			Sp3: 102.27 (16)		
			Int4: 2:06.36 (55)			I4-I5: 12.94 (26)			4.98			Sp4: 138.03 (42)		
			Int5: 2:19.30 (52)			I5-Fin: 19.05 (62)			5.15					
			Fin: 2:38.35 (52)						6.16	174.28		Avg.: 101.85		
60	PARIS Dominik	ITA	Int1: 49.65 (61)			I1-I2: 17.28 (51)			2.17			Sp1:		
			Int2: 1:06.93 (60)			I2-I3: 25.25 (49)			2.64			Sp2: 77.00 (35)		
			Int3: 1:32.18 (56)			I3-I4: 34.37 (66)			3.76			Sp3: 101.83 (24)		
			Int4: 2:06.55 (57)			I4-I5: 13.33 (62)			5.17			Sp4: 137.02 (62)		
			Int5: 2:19.88 (61)			I5-Fin: 19.28 (72)			5.73					
			Fin: 2:39.16 (64)						6.97	196.19		Avg.: 101.33		
61	GRAF Bernhard	AUT	Int1:			I1-I2:						Sp1:		
			Int2:			I2-I3:						Sp2:		
			Int3:			I3-I4:						Sp3:		
			Int4:			I4-I5:						Sp4:		
			Int5:			I5-Fin:								
			Fin: DNS									Avg.:		

PERFORMANCE ANALYSIS 2 TRAINING 1

Number of Competitors: 97

Bib	Name	Nation	Positions			Partials			Difference		Speed			
			Pos.	Time	Rank	Pos.	Time	Rank	Time	Dist(m)	Pos.	Km/h	Rank	
62	WEIBRECHT Andrew	USA	Int1: 49.18 (47)			I1-I2: 16.58 (4)			1.70			Sp1:		
			Int2: 1:05.76 (31)			I2-I3: 26.23 (83)			1.47			Sp2: 78.00 (19)		
			Int3: 1:31.99 (54)			I3-I4: 33.73 (27)			3.57			Sp3: 101.55 (30)		
			Int4: 2:05.72 (47)			I4-I5: 12.97 (29)			4.34			Sp4: 137.16 (59)		
			Int5: 2:18.69 (47)			I5-Fin: 18.22 (21)			4.54					
			Fin: 2:36.91 (40)						4.72	134.76		Avg.: 102.79		
63	GISIN Marc	SUI	Int1:			I1-I2:						Sp1:		
			Int2:			I2-I3:						Sp2:		
			Int3:			I3-I4:						Sp3:		
			Int4:			I4-I5:						Sp4:		
			Int5:			I5-Fin:						Avg.:		
			Fin: DNS											
64	BECKMANN Christopher	USA	Int1: 50.49 (72)			I1-I2: 17.13 (43)			3.01			Sp1:		
			Int2: 1:07.62 (69)			I2-I3: 25.43 (61)			3.33			Sp2: 76.00 (60)		
			Int3: 1:33.05 (66)			I3-I4: 34.07 (48)			4.63			Sp3: 100.27 (55)		
			Int4: 2:07.12 (65)			I4-I5: 13.19 (48)			5.74			Sp4: 139.65 (13)		
			Int5: 2:20.31 (66)			I5-Fin: 18.45 (33)			6.16					
			Fin: 2:38.76 (57)						6.57	185.40		Avg.: 101.59		
65	MYHRE Lars Elton	NOR	Int1: 49.50 (55)			I1-I2: 17.71 (74)			2.02			Sp1:		
			Int2: 1:07.21 (64)			I2-I3: 25.17 (45)			2.92			Sp2: 77.00 (35)		
			Int3: 1:32.38 (59)			I3-I4: 34.25 (59)			3.96			Sp3: 101.69 (26)		
			Int4: 2:06.63 (60)			I4-I5: 13.14 (44)			5.25			Sp4: 137.04 (61)		
			Int5: 2:19.77 (57)			I5-Fin: 19.13 (67)			5.62					
			Fin: 2:38.90 (58)						6.71	189.18		Avg.: 101.50		
66	KLOTZ Siegmara	ITA	Int1: 49.56 (57)			I1-I2: 17.09 (39)			2.08			Sp1:		
			Int2: 1:06.65 (52)			I2-I3: 25.04 (32)			2.36			Sp2: 77.00 (35)		
			Int3: 1:31.69 (47)			I3-I4: 34.29 (63)			3.27			Sp3: 101.55 (30)		
			Int4: 2:05.98 (52)			I4-I5: 13.25 (55)			4.60			Sp4: 138.98 (28)		
			Int5: 2:19.23 (51)			I5-Fin: 19.21 (71)			5.08					
			Fin: 2:38.44 (54)						6.25	176.72		Avg.: 101.79		
67	HELIE Louis-Pierre	CAN	Int1: 48.93 (33)			I1-I2: 17.98 (78)			1.45			Sp1:		
			Int2: 1:06.91 (59)			I2-I3: 25.78 (75)			2.62			Sp2: 68.00 (88)		
			Int3: 1:32.69 (65)			I3-I4: 34.63 (74)			4.27			Sp3: 98.09 (79)		
			Int4: 2:07.32 (66)			I4-I5: 12.69 (6)			5.94			Sp4: 139.22 (22)		
			Int5: 2:20.01 (62)			I5-Fin: 19.12 (66)			5.86					
			Fin: 2:39.13 (62)						6.94	195.38		Avg.: 101.35		
68	STRODL Andreas	GER	Int1: 49.18 (47)			I1-I2: 17.13 (43)			1.70			Sp1:		
			Int2: 1:06.31 (45)			I2-I3: 24.89 (23)			2.02			Sp2: 78.00 (19)		
			Int3: 1:31.20 (40)			I3-I4: 33.91 (35)			2.78			Sp3: 102.41 (12)		
			Int4: 2:05.11 (37)			I4-I5: 13.09 (39)			3.73			Sp4: 137.95 (48)		
			Int5: 2:18.20 (36)			I5-Fin: 18.46 (35)			4.05					
			Fin: 2:36.66 (36)						4.47	127.83		Avg.: 102.95		
69	PUCHNER Joachim	AUT	Int1: 49.00 (37)			I1-I2: 17.64 (70)			1.52			Sp1:		
			Int2: 1:06.64 (51)			I2-I3: 24.54 (7)			2.35			Sp2: 77.00 (35)		
			Int3: 1:31.18 (39)			I3-I4: 34.19 (54)			2.76			Sp3: 100.00 (58)		
			Int4: 2:05.37 (42)			I4-I5: 13.22 (53)			3.99			Sp4: 138.03 (42)		
			Int5: 2:18.59 (42)			I5-Fin: 19.32 (73)			4.44					
			Fin: 2:37.91 (48)						5.72	162.28		Avg.: 102.13		
70	PAQUIN Pierre	FRA	Int1: 56.37 (87)			I1-I2: 17.33 (53)			8.89			Sp1:		
			Int2: 1:13.70 (86)			I2-I3: 25.07 (34)			9.41			Sp2: 77.00 (35)		
			Int3: 1:38.77 (86)			I3-I4: 34.62 (73)			10.35			Sp3: 99.72 (61)		
			Int4: 2:13.39 (85)			I4-I5: 13.33 (62)			12.01			Sp4: 139.30 (18)		
			Int5: 2:26.72 (83)			I5-Fin: 19.11 (63)			12.57					
			Fin: 2:45.83 (79)						13.64	368.49		Avg.: 97.26		

PERFORMANCE ANALYSIS 2 TRAINING 1

Number of Competitors: 97

Bib	Name	Nation	Positions			Partials			Difference		Speed		
			Pos.	Time	Rank	Pos.	Time	Rank	Time	Dist(m)	Pos.	Km/h	Rank
71	FRANCIS Kevin	USA	Int1: 48.95 (34)			I1-I2: 17.07 (36)			1.47		Sp1:		
			Int2: 1:06.02 (39)			I2-I3: 25.28 (50)			1.73		Sp2: 77.00 (35)		
			Int3: 1:31.30 (42)			I3-I4: 33.94 (38)			2.88		Sp3: 100.55 (52)		
			Int4: 2:05.24 (39)			I4-I5: 13.09 (39)			3.86		Sp4: 137.64 (53)		
			Int5: 2:18.33 (37)			I5-Fin: 18.34 (27)			4.18				
			Fin: 2:36.67 (37)						4.48	128.11	Avg.: 102.94		
72	KRIZAJ Andrej	SLO	Int1: 49.02 (38)			I1-I2: 17.31 (52)			1.54		Sp1:		
			Int2: 1:06.33 (46)			I2-I3: 24.97 (29)			2.04		Sp2: 79.00 (7)		
			Int3: 1:31.30 (42)			I3-I4: 33.97 (41)			2.88		Sp3: 100.98 (45)		
			Int4: 2:05.27 (40)			I4-I5: 13.18 (46)			3.89		Sp4: 137.88 (49)		
			Int5: 2:18.45 (39)			I5-Fin: 18.77 (50)			4.30				
			Fin: 2:37.22 (43)						5.03	143.33	Avg.: 102.58		
73	RAINER Niklas	SWE	Int1: 49.92 (68)			I1-I2: 16.80 (14)			2.44		Sp1:		
			Int2: 1:06.72 (53)			I2-I3: 25.10 (36)			2.43		Sp2: 79.00 (7)		
			Int3: 1:31.82 (50)			I3-I4: 34.14 (52)			3.40		Sp3: 100.55 (52)		
			Int4: 2:05.96 (51)			I4-I5: 13.46 (74)			4.58		Sp4: 137.58 (55)		
			Int5: 2:19.42 (53)			I5-Fin: 18.93 (57)			5.27				
			Fin: 2:38.35 (52)						6.16	174.28	Avg.: 101.85		
74	BOURGEAT Pierrick	FRA	Int1: 50.05 (70)			I1-I2: 17.58 (69)			2.57		Sp1:		
			Int2: 1:07.63 (70)			I2-I3: 25.73 (71)			3.34		Sp2: 74.00 (77)		
			Int3: 1:33.36 (68)			I3-I4: 35.15 (83)			4.94		Sp3: 98.76 (74)		
			Int4: 2:08.51 (71)			I4-I5: 13.42 (73)			7.13		Sp4: 136.96 (63)		
			Int5: 2:21.93 (71)			I5-Fin: 18.98 (60)			7.78				
			Fin: 2:40.91 (69)						8.72	242.78	Avg.: 100.23		
75	NELLA Tyler	CAN	Int1: 49.53 (56)			I1-I2: 17.68 (72)			2.05		Sp1:		
			Int2: 1:07.21 (64)			I2-I3: 27.08 (90)			2.92		Sp2: 64.00 (90)		
			Int3: 1:34.29 (75)			I3-I4: 34.55 (71)			5.87		Sp3: 96.00 (85)		
			Int4: 2:08.84 (75)			I4-I5: 13.19 (48)			7.46		Sp4: 138.31 (34)		
			Int5: 2:22.03 (72)			I5-Fin: 19.39 (75)			7.88				
			Fin: 2:41.42 (72)						9.23	256.17	Avg.: 99.91		
76	WAGNER Hannes	GER	Int1: 50.58 (73)			I1-I2: 17.46 (61)			3.10		Sp1:		
			Int2: 1:08.04 (72)			I2-I3: 25.73 (71)			3.75		Sp2: 76.00 (60)		
			Int3: 1:33.77 (72)			I3-I4: 35.08 (80)			5.35		Sp3: 99.03 (68)		
			Int4: 2:08.85 (76)			I4-I5: 13.98 (85)			7.47		Sp4: 134.63 (83)		
			Int5: 2:22.83 (75)			I5-Fin: 19.45 (77)			8.68				
			Fin: 2:42.28 (74)						10.09	278.55	Avg.: 99.38		
77	FRISCH Jeffrey	CAN	Int1: 49.66 (62)			I1-I2: 17.69 (73)			2.18		Sp1:		
			Int2: 1:07.35 (68)			I2-I3: 26.06 (81)			3.06		Sp2: 70.00 (86)		
			Int3: 1:33.41 (69)			I3-I4: 34.50 (69)			4.99		Sp3: 97.69 (80)		
			Int4: 2:07.91 (68)			I4-I5: 13.33 (62)			6.53		Sp4: 136.61 (72)		
			Int5: 2:21.24 (67)			I5-Fin: 18.92 (55)			7.09				
			Fin: 2:40.16 (67)						7.97	222.94	Avg.: 100.70		
78	MARKIC Gasper	SLO	Int1: 49.22 (50)			I1-I2: 16.92 (29)			1.74		Sp1:		
			Int2: 1:06.14 (41)			I2-I3: 25.15 (42)			1.85		Sp2: 78.00 (19)		
			Int3: 1:31.29 (41)			I3-I4: 34.90 (78)			2.87		Sp3: 101.69 (26)		
			Int4: 2:06.19 (53)			I4-I5: 13.39 (71)			4.81		Sp4: 136.70 (67)		
			Int5: 2:19.58 (55)			I5-Fin: 20.01 (85)			5.43				
			Fin: 2:39.59 (66)						7.40	207.73	Avg.: 101.06		
79	LARSSON Markus	SWE	Int1: 57.90 (90)			I1-I2: 18.47 (84)			10.42		Sp1:		
			Int2: 1:16.37 (89)			I2-I3: 25.23 (48)			12.08		Sp2: 76.00 (60)		
			Int3: 1:41.60 (88)			I3-I4: 33.97 (41)			13.18		Sp3: 100.84 (48)		
			Int4: 2:15.57 (88)			I4-I5: 13.03 (34)			14.19		Sp4: 137.58 (56)		
			Int5: 2:28.60 (87)			I5-Fin:			14.45				
			Fin: DNF								Avg.:		

PERFORMANCE ANALYSIS 2 TRAINING 1

Number of Competitors: 97

Bib	Name	Nation	Positions			Partials			Difference		Speed		
			Pos.	Time	Rank	Pos.	Time	Rank	Time	Dist(m)	Pos.	Km/h	Rank
80	BERTHOD Marc	SUI	Int1:			11-12:					Sp1:		
			Int2:			12-13:					Sp2:		
			Int3:			13-14:					Sp3:		
			Int4:			14-15:					Sp4:		
			Int5:			15-Fin:					Avg.:		
			Fin:	DNS									
81	BRAUER Jono	AUS	Int1:	49.83	(65)	11-12:	17.01	(33)	2.35		Sp1:		
			Int2:	1:06.84	(57)	12-13:	26.23	(83)	2.55		Sp2:	77.00	(35)
			Int3:	1:33.07	(67)	13-14:	34.26	(61)	4.65		Sp3:	98.63	(75)
			Int4:	2:07.33	(67)	14-15:	25:36.25	(90)	5.95		Sp4:	138.02	(45)
			Int5:	27:43.58	(89)	15-Fin:	19.19	(70)	25:29.43				
			Fin:	28:02.77	(88)				25:30.584074.83		Avg.:	9.58	
82	BYGGMARK Jens	SWE	Int1:			11-12:					Sp1:		
			Int2:			12-13:					Sp2:		
			Int3:			13-14:					Sp3:		
			Int4:			14-15:					Sp4:		
			Int5:			15-Fin:					Avg.:		
			Fin:	DNS									
83	MERMILLOD BLONDIN Thomas	FRA	Int1:	58.70	(91)	11-12:	18.58	(85)	11.22		Sp1:		
			Int2:	1:17.28	(90)	12-13:	25.75	(73)	12.99		Sp2:	76.00	(60)
			Int3:	1:43.03	(90)	13-14:	25:48.71	(90)	14.61		Sp3:	96.25	(84)
			Int4:	27:31.74	(90)	14-15:	13.31	(59)	25:30.36		Sp4:	136.44	(75)
			Int5:	27:45.05	(90)	15-Fin:	18.50	(39)	25:30.90				
			Fin:	28:03.55	(89)				25:31.364075.02		Avg.:	9.58	
84	DRAKE Edward	GBR	Int1:	51.59	(78)	11-12:	17.88	(76)	4.11		Sp1:		
			Int2:	1:09.47	(77)	12-13:	25.80	(76)	5.18		Sp2:	77.00	(35)
			Int3:	1:35.27	(77)	13-14:	34.85	(77)	6.85		Sp3:	99.17	(65)
			Int4:	2:10.12	(77)	14-15:	13.52	(78)	8.74		Sp4:	136.35	(76)
			Int5:	2:23.64	(76)	15-Fin:	19.11	(63)	9.49				
			Fin:	2:42.75	(76)				10.56	290.68	Avg.:	99.10	
85	SIROKI Tin	CRO	Int1:	50.60	(75)	11-12:	18.26	(80)	3.12		Sp1:		
			Int2:	1:08.86	(76)	12-13:	25.30	(53)	4.57		Sp2:	77.00	(35)
			Int3:	1:34.16	(74)	13-14:	34.43	(68)	5.74		Sp3:	99.17	(65)
			Int4:	2:08.59	(72)	14-15:	13.53	(79)	7.21		Sp4:	137.48	(57)
			Int5:	2:22.12	(74)	15-Fin:	19.61	(78)	7.97				
			Fin:	2:41.73	(73)				9.54	264.26	Avg.:	99.72	
86	GORZA Ales	SLO	Int1:	52.39	(85)	11-12:	18.31	(81)	4.91		Sp1:		
			Int2:	1:10.70	(82)	12-13:	25.84	(77)	6.41		Sp2:	75.00	(72)
			Int3:	1:36.54	(79)	13-14:	34.56	(72)	8.12		Sp3:	98.90	(71)
			Int4:	2:11.10	(78)	14-15:	13.66	(82)	9.72		Sp4:	136.86	(66)
			Int5:	2:24.76	(77)	15-Fin:	18.90	(53)	10.61				
			Fin:	2:43.66	(77)				11.47	313.98	Avg.:	98.55	
87	CRAWFORD Douglas	GBR	Int1:	50.58	(73)	11-12:	17.54	(67)	3.10		Sp1:		
			Int2:	1:08.12	(73)	12-13:	25.37	(57)	3.83		Sp2:	77.00	(35)
			Int3:	1:33.49	(70)	13-14:	34.68	(75)	5.07		Sp3:	99.31	(63)
			Int4:	2:08.17	(69)	14-15:	13.61	(80)	6.79		Sp4:	135.63	(80)
			Int5:	2:21.78	(69)	15-Fin:	19.35	(74)	7.63				
			Fin:	2:41.13	(70)				8.94	248.56	Avg.:	100.09	
88	ERICSSON Daniel	SWE	Int1:	50.66	(76)	11-12:	17.90	(77)	3.18		Sp1:		
			Int2:	1:08.56	(75)	12-13:	25.76	(74)	4.27		Sp2:	76.00	(60)
			Int3:	1:34.32	(76)	13-14:	34.30	(64)	5.90		Sp3:	98.63	(75)
			Int4:	2:08.62	(73)	14-15:	13.30	(58)	7.24		Sp4:	136.86	(64)
			Int5:	2:21.92	(70)	15-Fin:	19.41	(76)	7.77				
			Fin:	2:41.33	(71)				9.14	253.81	Avg.:	99.97	

PERFORMANCE ANALYSIS 2 TRAINING 1

Number of Competitors: 97

Bib	Name	Nation	Positions			Partials			Difference		Speed		
			Pos.	Time	Rank	Pos.	Time	Rank	Time	Dist(m)	Pos.	Km/h	Rank
89	KRYZL Krystof	CZE	Int1: 52.36 (83)			I1-I2: 19.04 (90)			4.88		Sp1:		
			Int2: 1:11.40 (85)			I2-I3: 26.32 (85)			7.11		Sp2: 71.00 (85)		
			Int3: 1:37.72 (85)			I3-I4: 35.10 (81)			9.30		Sp3: 97.03 (81)		
			Int4: 2:12.82 (82)			I4-I5: 13.50 (77)			11.44		Sp4: 135.55 (81)		
			Int5: 2:26.32 (79)			I5-Fin: 19.85 (82)			12.17				
			Fin: 2:46.17 (80)						13.98	376.91	Avg.: 97.06		
90	GEORGIEV Stefan	BUL	Int1: 52.16 (82)			I1-I2: 18.38 (83)			4.68		Sp1:		
			Int2: 1:10.54 (80)			I2-I3: 26.05 (80)			6.25		Sp2: 73.00 (84)		
			Int3: 1:36.59 (80)			I3-I4: 35.74 (86)			8.17		Sp3: 95.36 (86)		
			Int4: 2:12.33 (80)			I4-I5: 14.03 (86)			10.95		Sp4: 133.41 (88)		
			Int5: 2:26.36 (80)			I5-Fin: 20.28 (88)			12.21				
			Fin: 2:46.64 (83)						14.45	388.48	Avg.: 96.78		
91	SIMARI BIRKNER Cristian Javier	ARG	Int1: 51.74 (80)			I1-I2: 18.32 (82)			4.26		Sp1:		
			Int2: 1:10.06 (78)			I2-I3: 25.59 (69)			5.77		Sp2: 77.00 (35)		
			Int3: 1:35.65 (78)			I3-I4: 35.74 (86)			7.23		Sp3: 98.90 (71)		
			Int4: 2:11.39 (79)			I4-I5: 13.95 (84)			10.01		Sp4: 135.42 (82)		
			Int5: 2:25.34 (78)			I5-Fin: 19.75 (81)			11.19				
			Fin: 2:45.09 (78)						12.90	350.06	Avg.: 97.69		
92	GEORGIEV Georgi	BUL	Int1: 52.58 (86)			I1-I2: 18.16 (79)			5.10		Sp1:		
			Int2: 1:10.74 (83)			I2-I3: 26.41 (86)			6.45		Sp2: 74.00 (77)		
			Int3: 1:37.15 (82)			I3-I4: 35.91 (88)			8.73		Sp3: 93.75 (88)		
			Int4: 2:13.06 (83)			I4-I5: 14.13 (89)			11.68		Sp4: 131.15 (89)		
			Int5: 2:27.19 (84)			I5-Fin: 19.89 (83)			13.04				
			Fin: 2:47.08 (85)						14.89	399.25	Avg.: 96.53		
93	MYHRER Andre	SWE	Int1: 57.32 (88)			I1-I2: 18.67 (88)			9.84		Sp1:		
			Int2: 1:15.99 (88)			I2-I3: 26.14 (82)			11.70		Sp2: 75.00 (72)		
			Int3: 1:42.13 (89)			I3-I4: 35.14 (82)			13.71		Sp3: 97.03 (81)		
			Int4: 2:17.27 (89)			I4-I5: 13.87 (83)			15.89		Sp4: 134.10 (85)		
			Int5: 2:31.14 (88)			I5-Fin: 19.97 (84)			16.99				
			Fin: 2:51.11 (87)						18.92	495.36	Avg.: 94.26		
94	BYDLINSKI Maciej	POL	Int1:			I1-I2:					Sp1:		
			Int2:			I2-I3:					Sp2:		
			Int3:			I3-I4:					Sp3:		
			Int4:			I4-I5:					Sp4:		
			Int5:			I5-Fin:							
			Fin: DNS								Avg.:		
95	VRABLIK Martin	CZE	Int1: 51.84 (81)			I1-I2: 18.70 (89)			4.36		Sp1:		
			Int2: 1:10.54 (80)			I2-I3: 26.80 (89)			6.25		Sp2: 65.00 (89)		
			Int3: 1:37.34 (83)			I3-I4: 35.72 (85)			8.92		Sp3: 94.86 (87)		
			Int4: 2:13.06 (83)			I4-I5: 13.65 (81)			11.68		Sp4: 133.57 (87)		
			Int5: 2:26.71 (82)			I5-Fin: 20.13 (86)			12.56				
			Fin: 2:46.84 (84)						14.65	393.38	Avg.: 96.67		
96	VILETTA Sandro	SUI	Int1: 52.36 (83)			I1-I2: 18.61 (86)			4.88		Sp1:		
			Int2: 1:10.97 (84)			I2-I3: 26.67 (88)			6.68		Sp2: 74.00 (77)		
			Int3: 1:37.64 (84)			I3-I4: 36.04 (89)			9.22		Sp3: 93.38 (89)		
			Int4: 2:13.68 (86)			I4-I5: 14.07 (87)			12.30		Sp4: 133.84 (86)		
			Int5: 2:27.75 (85)			I5-Fin: 19.64 (79)			13.60				
			Fin: 2:47.39 (86)						15.20	406.81	Avg.: 96.35		
97	VAN BUYNDER Frederik	BEL	Int1: 51.61 (79)			I1-I2: 18.66 (87)			4.13		Sp1:		
			Int2: 1:10.27 (79)			I2-I3: 26.47 (87)			5.98		Sp2: 75.00 (72)		
			Int3: 1:36.74 (81)			I3-I4: 35.68 (84)			8.32		Sp3: 97.03 (81)		
			Int4: 2:12.42 (81)			I4-I5: 14.07 (87)			11.04		Sp4: 131.05 (90)		
			Int5: 2:26.49 (81)			I5-Fin: 19.74 (80)			12.34				
			Fin: 2:46.23 (81)						14.04	378.39	Avg.: 97.02		



PERFORMANCE ANALYSIS 2 TRAINING 1

LEGEND							
Pos	Intermediate or Speed Position	Int2:	Intermediate 2	DNF	Did Not Finish	Sp4:	Speed Trap 4
Avg.	Average Speed for the race	Int3:	Intermediate 3	Sp1:	Speed Trap 1	DNS	Did Not Start
Dist(m)	Distance behind the first	Int4:	Intermediate 4	Sp2:	Speed Trap 2	Fin:	Finish
Int1:	Intermediate 1	Int5:	Intermediate 5	Sp3:	Speed Trap 3		

