

**Wengen**

JUNGFRAUJOCH



SWISSSKI

16.–18. JANUAR 2009



swisscom

SRG SSR idée suisse



helvetia

OCHSNER  
SPORT

RE/MAX

infront  
SPORTS & MEDIA

AUDI FIS SKI WORLD CUP 2008/09

LONGINES

Wengen (SUI)



5th MEN'S DOWNHILL

THU 15 JAN 2009

## ALPHABETICAL LIST OF COMPETITORS TRAINING 2

Number of Competitors: 96, Number of NOCs: 19

Nation	FIS Code	Name	FIS Points (15th of January 2009 – List 7)					
			DH	SL	GS	SG	SC	
<b>ARG</b> (1)	30149	<b>SIMARI BIRKNER Cristian Javier</b>	51.85 (266)	14.01 (110)	12.22 (87)	53.88 (552)	38.78 (210)	
<b>AUS</b> (2)	40171	<b>BRANCH Craig</b>	18.20 (78)	101.26 (3319)	70.53 (2105)	14.80 (74)	68.02 (485)	
	40255	<b>BRAUER Jono</b>	30.29 (137)	11.96 (85)	18.00 (161)	34.00 (249)	42.61 (237)	
<b>AUT</b> (11)	50761	<b>ALSTER Christoph</b>	7.48 (37)	124.52 (4269)	21.61 (239)	8.73 (38)	49.26 (306)	
	51215	<b>BAUMANN Romed</b>	16.47 (70)	20.91 (222)	5.52 (20)	30.08 (199)	4.93 (13)	
	50831	<b>GRAGGABER Thomas</b>	12.21 (46)	181.85 (5918)	61.64 (1738)	14.30 (69)	32.08 (165)	
	50451	<b>GRUBER Christoph</b>	5.23 (18)	158.09 (5371)	5.23 (16)	3.52 (11)	50.34 (317)	
	50753	<b>KROELL Klaus</b>	2.03 (4)	405.37 (7358)	134.25 (4803)	12.33 (56)	–	
	50423	<b>MAIER Hermann</b>	4.95 (16)	148.98 (5104)	12.57 (90)	0.02 (2)	–	
	51327	<b>PUCHNER Joachim</b>	23.10 (103)	26.93 (362)	19.36 (196)	15.90 (84)	18.36 (69)	
	50625	<b>RAICH Benjamin</b>	15.65 (65)	3.07 (6)	0.00 (1)	2.47 (8)	1.71 (3)	
	50858	<b>STREITBERGER Georg</b>	5.27 (19)	152.14 (5207)	23.77 (293)	4.15 (16)	40.47 (222)	
	50919	<b>STRUGER Peter</b>	9.61 (39)	29.82 (454)	77.92 (2431)	14.82 (75)	12.52 (50)	
50041	<b>WALCHHOFER Michael</b>	0.34 (2)	46.22 (1026)	14.16 (106)	3.23 (10)	44.97 (254)		
<b>BEL</b> (1)	60159	<b>VAN BUYNDER Frederik</b>	95.06 (760)	72.66 (2115)	53.73 (1370)	69.10 (885)	97.33 (764)	
<b>BUL</b> (2)	90131	<b>GEORGIEV Georgi</b>	54.21 (284)	18.91 (187)	37.47 (684)	67.50 (840)	72.33 (547)	
	90047	<b>GEORGIEV Stefan</b>	50.18 (246)	12.83 (94)	30.87 (522)	36.81 (281)	64.33 (459)	
<b>CAN</b> (8)	102961	<b>DIXON Robbie</b>	17.98 (77)	29.90 (458)	9.03 (58)	5.32 (25)	231.27 (1378)	
	103512	<b>FRISCH Jeffrey</b>	27.00 (122)	33.78 (564)	7.44 (43)	17.58 (98)	158.62 (1132)	
	102263	<b>GUAY Erik</b>	2.94 (5)	113.74 (3846)	7.86 (45)	2.04 (6)	60.77 (419)	
	103090	<b>HELIE Louis-Pierre</b>	21.88 (100)	13.97 (109)	19.72 (202)	13.82 (64)	24.37 (105)	
	102271	<b>HUDEC Jan</b>	5.70 (24)	52.49 (1270)	19.05 (187)	6.00 (31)	66.65 (472)	
	102873	<b>KUCERA John</b>	5.62 (22)	28.19 (396)	5.87 (29)	2.31 (7)	5.78 (23)	
	103375	<b>NELLA Tyler</b>	26.28 (119)	29.76 (451)	18.47 (170)	13.07 (60)	26.79 (122)	
	102899	<b>OSBORNE-PARADIS Manuel</b>	3.57 (8)	52.06 (1255)	40.76 (843)	12.44 (58)	–	
<b>CRO</b> (3)	380260	<b>KOSTELIC Ivica</b>	8.84 (38)	1.30 (2)	4.59 (11)	5.41 (26)	2.56 (4)	
	380298	<b>SIROKI Tin</b>	32.24 (149)	37.45 (684)	25.72 (335)	27.31 (176)	28.79 (144)	
	380292	<b>ZRNCIC-DIM Natko</b>	17.77 (76)	20.80 (219)	23.22 (278)	20.96 (118)	4.22 (9)	
<b>CZE</b> (3)	150644	<b>KRYZL Krystof</b>	44.74 (218)	7.79 (41)	7.95 (47)	29.43 (196)	5.99 (29)	

15-01-2009 / Wengen (SUI) / 1320

Page 1/3

Data Processing by LONGINES


www.fis-ski.com

LONGINES Timing

Generation Date: WED 14 JAN 2009

Time: 17:17

Document: 32E 1.0



**ALPHABETICAL LIST OF COMPETITORS TRAINING 2**

Number of Competitors: 96, Number of NOCs: 19

Nation	FIS Code	Name	FIS Points (15th of January 2009 – List 7)							
			DH	SL	GS	SG	SC			
<b>CZE</b> (3)	150495	<b>VRABLIK Martin</b>	79.93 (541)	10.43 (67)	14.33 (109)	40.84 (321)	27.03 (123)			
	150421	<b>ZAHROBSKY Petr</b>	14.62 (62)	45.38 (975)	9.84 (64)	12.23 (55)	28.29 (137)			
<b>FRA</b> (10)	191591	<b>BERTRAND Yannick</b>	10.62 (43)	180.56 (5895)	43.89 (976)	12.35 (57)	–			
	190915	<b>BOURGEAT Pierrick</b>	25.79 (116)	10.88 (73)	31.86 (552)	15.72 (81)	5.87 (26)			
	191116	<b>DALCIN Pierre–Emmanuel</b>	11.28 (44)	130.21 (4453)	18.43 (169)	9.77 (44)	–			
	192932	<b>FAYED Guillermo</b>	10.18 (40)	33.42 (556)	35.80 (668)	21.72 (126)	21.02 (82)			
	192665	<b>GRANGE Jean–Baptiste</b>	31.81 (146)	0.00 (1)	4.89 (14)	30.53 (203)	1.50 (2)			
	191459	<b>LIZEROUX Julien</b>	44.78 (220)	3.30 (7)	12.84 (91)	74.78 (1033)	5.03 (15)			
	192504	<b>MERMILLOD BLONDIN Thomas</b>	30.93 (139)	8.47 (49)	8.32 (54)	25.35 (155)	12.10 (45)			
	191462	<b>PAQUIN Pierre</b>	23.46 (105)	11.11 (75)	40.66 (841)	36.47 (277)	5.72 (22)			
	191964	<b>POISSON David</b>	5.93 (28)	119.28 (4075)	51.59 (1281)	11.02 (47)	53.81 (347)			
	192746	<b>THEAUX Adrien</b>	5.93 (28)	40.79 (813)	15.65 (132)	14.84 (76)	19.18 (74)			
<b>GBR</b> (2)	220695	<b>CRAWFORD Douglas</b>	32.52 (156)	34.44 (590)	20.77 (220)	21.49 (122)	42.25 (234)			
	220656	<b>DRAKE Edward</b>	32.07 (147)	23.87 (288)	20.54 (216)	17.62 (99)	31.36 (156)			
<b>GER</b> (5)	201606	<b>KEPPLER Stephan</b>	7.33 (36)	195.41 (6196)	27.76 (413)	20.65 (115)	127.68 (973)			
	201811	<b>STECHELT Tobias</b>	10.38 (41)	114.86 (3889)	36.23 (684)	19.36 (102)	42.87 (238)			
	201987	<b>STRODL Andreas</b>	22.26 (102)	53.23 (1310)	32.35 (570)	21.70 (125)	25.15 (108)			
	201542	<b>STRODL Peter</b>	18.29 (79)	112.49 (3784)	19.15 (193)	10.40 (45)	25.52 (110)			
	201900	<b>WAGNER Hannes</b>	26.91 (121)	17.13 (154)	19.04 (186)	25.01 (151)	18.22 (67)			
<b>ITA</b> (8)	292455	<b>FILL Peter</b>	3.54 (7)	28.33 (402)	8.03 (49)	5.43 (27)	4.49 (11)			
	292514	<b>HEEL Werner</b>	3.67 (10)	104.57 (3451)	39.35 (786)	3.03 (9)	26.28 (116)			
	293236	<b>HOFER Elmar</b>	13.99 (59)	47.63 (1072)	15.78 (135)	17.15 (93)	77.80 (583)			
	293006	<b>INNERHOFER Christof</b>	4.29 (14)	15.26 (127)	10.36 (67)	4.20 (17)	5.03 (15)			
	294277	<b>KLOTZ Siegmur</b>	21.45 (99)	21.62 (233)	19.88 (208)	23.54 (137)	12.35 (47)			
	291459	<b>PARIS Dominik</b>	19.01 (84)	24.30 (294)	21.71 (241)	8.33 (36)	–			
	290998	<b>STAUDACHER Patrick</b>	12.87 (51)	108.67 (3620)	39.77 (802)	4.44 (19)	5.64 (21)			
	292291	<b>THANEI Stefan</b>	10.53 (42)	54.91 (1369)	23.30 (283)	9.35 (43)	6.00 (31)			
<b>LIE</b> (1)	350032	<b>BUECHEL Marco</b>	3.74 (11)	166.17 (5579)	13.45 (98)	3.66 (12)	–			
<b>NOR</b> (2)	421400	<b>MYHRE Lars Elton</b>	21.44 (98)	7.03 (34)	22.22 (254)	15.11 (79)	5.47 (17)			
	421328	<b>SVINDAL Aksel Lund</b>	2.98 (6)	8.43 (48)	2.43 (6)	1.14 (4)	3.39 (6)			
<b>POL</b> (1)	430429	<b>BYDLINSKI Maciej</b>	69.78 (420)	32.20 (524)	42.79 (938)	45.89 (401)	71.72 (522)			
<b>SLO</b> (7)	561006	<b>GLEBOV Alek</b>	18.96 (83)	104.97 (3465)	43.94 (978)	7.55 (34)	38.63 (209)			
	560406	<b>GORZA Ales</b>	32.38 (152)	30.58 (479)	8.74 (57)	4.51 (20)	5.51 (18)			
	560332	<b>JERMAN Andrej</b>	4.18 (13)	30.96 (490)	19.77 (203)	5.12 (22)	4.97 (14)			
	561085	<b>KRIZAJ Andrej</b>	25.20 (111)	24.31 (295)	42.67 (930)	20.00 (109)	9.63 (39)			
	561087	<b>MARKIC Gasper</b>	28.21 (128)	19.82 (201)	27.99 (424)	26.34 (164)	52.52 (332)			
	561067	<b>PERKO Rok</b>	12.51 (47)	45.17 (965)	19.41 (199)	8.77 (39)	17.31 (63)			
	560447	<b>SPORN Andrej</b>	13.73 (58)	26.66 (353)	15.36 (124)	7.69 (35)	23.72 (101)			

**ALPHABETICAL LIST OF COMPETITORS TRAINING 2**

Number of Competitors: 96, Number of NOCs: 19

Nation	FIS Code	Name	FIS Points (15th of January 2009 – List 7)									
			DH		SL		GS		SG		SC	
<b>SUI</b> (11)	510993	<b>ALBRECHT Daniel</b>	5.83	(25)	5.70	(25)	1.95	(4)	4.87	(21)	2.75	(5)
	510997	<b>BERTHOD Marc</b>	29.67	(132)	5.99	(30)	4.43	(10)	19.93	(106)	12.62	(51)
	510030	<b>CUCHE Didier</b>	0.87	(3)	460.32	(7434)	1.70	(3)	0.90	(3)	26.16	(115)
	510727	<b>DEFAGO Didier</b>	3.80	(12)	44.06	(925)	5.35	(18)	0.00	(1)	5.97	(28)
	511529	<b>GISIN Marc</b>	20.39	(94)	29.80	(452)	21.94	(247)	20.42	(112)	28.34	(139)
	510747	<b>GRUENENFELDER Tobias</b>	17.33	(74)	180.56	(5895)	15.12	(121)	5.43	(27)	–	
	510767	<b>HOFFMANN Ambrosi</b>	4.42	(15)	169.26	(5659)	24.00	(300)	3.81	(14)	–	
	511313	<b>JANKA Carlo</b>	5.39	(21)	31.58	(505)	3.95	(8)	6.00	(31)	5.62	(20)
	511139	<b>KUENG Patrick</b>	14.87	(63)	26.82	(358)	19.14	(191)	16.78	(90)	16.53	(61)
	511352	<b>VILETTA Sandro</b>	80.04	(544)	8.56	(50)	6.80	(40)	20.34	(111)	5.99	(29)
	510890	<b>ZURBRIGGEN Silvan</b>	6.00	(31)	5.37	(21)	42.73	(934)	6.00	(31)	3.70	(8)
<b>SWE</b> (7)	501101	<b>BYGGMARK Jens</b>	30.82	(138)	4.73	(13)	25.85	(345)	55.10	(589)	31.03	(154)
	501230	<b>ERICSSON Daniel</b>	35.44	(169)	16.11	(138)	24.46	(310)	29.05	(193)	19.98	(78)
	500150	<b>JAERBYN Patrik</b>	6.00	(31)	144.93	(4951)	40.96	(849)	5.27	(24)	–	
	500656	<b>LARSSON Markus</b>	29.59	(131)	5.31	(19)	5.57	(22)	37.40	(288)	4.39	(10)
	501017	<b>MYHRER Andre</b>	61.54	(341)	4.59	(12)	9.50	(61)	62.68	(732)	220.71	(1362)
	501076	<b>OLSSON Hans</b>	5.62	(22)	10.60	(69)	22.13	(250)	20.69	(116)	11.34	(43)
	501026	<b>RAINER Niklas</b>	25.71	(113)	12.50	(92)	11.49	(80)	23.82	(139)	12.36	(49)
<b>USA</b> (11)	534698	<b>BECKMANN Christopher</b>	20.75	(96)	106.88	(3534)	44.39	(998)	15.01	(77)	23.13	(93)
	534939	<b>FISHER Erik</b>	13.00	(54)	22.91	(268)	15.62	(128)	10.40	(45)	9.33	(36)
	533842	<b>FRANCIS Kevin</b>	24.56	(108)	71.72	(2072)	17.44	(154)	11.99	(52)	17.16	(62)
	533098	<b>FRIEDMAN Bryon</b>	12.92	(52)	43.70	(912)	21.61	(239)	16.53	(87)	38.88	(211)
	534567	<b>LANNING T J</b>	6.00	(31)	26.73	(356)	13.68	(99)	13.81	(63)	14.37	(54)
	532490	<b>MACARTNEY Scott</b>	6.00	(31)	42.73	(871)	28.78	(459)	16.41	(85)	–	
	532431	<b>MILLER Bode</b>	0.00	(1)	5.39	(23)	5.60	(23)	3.75	(13)	0.00	(1)
	533866	<b>NYMAN Steven</b>	4.95	(16)	33.24	(551)	39.57	(792)	17.04	(92)	12.35	(47)
	533131	<b>SULLIVAN Marco</b>	3.57	(8)	115.54	(3929)	38.89	(767)	4.40	(18)	59.48	(409)
	533762	<b>TRANSUE Jeremy</b>	12.92	(52)	52.82	(1290)	22.56	(260)	12.11	(53)	46.48	(264)
	530939	<b>WEIBRECHT Andrew</b>	19.52	(87)	39.23	(766)	13.80	(100)	13.49	(62)	9.61	(37)

<b>LEGEND</b>	<b>DH</b> Downhill	<b>SL</b> Slalom	<b>GS</b> Giant Slalom	<b>SG</b> Super-G	<b>SC</b> Super Combined
---------------	--------------------	------------------	------------------------	-------------------	--------------------------

15-01-2009 / Wengen (SUI) / 1320

Page 3/3

Data Processing by LONGINES







www.fis-ski.com

LONGINES Timing

Generation Date: WED 14 JAN 2009

Time: 17:17

Document: 32E 1.0

					
---	---	---	---	---	---



79. INTERNATIONALE LAUBERHORNRENNEN – Audi FIS Ski World Cup

**Wengen**

SWISSSKI

16.–18. JANUAR 2009



swisscom

SRG SSR idée suisse



helvetia

OCHSNER  
SPORT

RE/MAX

infront  
SPORTS & MEDIA

AUDI FIS SKI WORLD CUP 2008/09



Wengen (SUI)



5th MEN'S DOWNHILL

THU 15 JAN 2009

Start Time: 12:30

## DRAW LIST BY POINTS TRAINING 2

Number of Competitors: 96, Number of NOCs: 19    Ranked 100 in the FIS List: HELIE L.    FIS Pts: 21.88

No.	FIS Code	Name	Nation	WCSL-DH	WCSL-O	FIS-DH
1	532431	MILLER Bode	USA	492 (1)	1207 (2)	0.00 (1)
2	50041	WALCHHOFER Michael	AUT	469 (2)	660 (11)	0.34 (2)
3	510030	CUCHE Didier	SUI	433 (3)	1114 (3)	0.87 (3)
4	50753	KROELL Klaus	AUT	354 (4)	396 (24)	2.03 (4)
5	102263	GUAY Erik	CAN	292 (5)	533 (12)	2.94 (5)
6	421328	SVINDAL Aksel Lund	NOR	289 (6)	1095 (4)	2.98 (6)
7	292455	FILL Peter	ITA	251 (7)	504 (13)	3.54 (7)
8	533131	SULLIVAN Marco	USA	249 (8)	373 (27)	3.57 (9)
9	102899	OSBORNE-PARADIS Manuel	CAN	249 (8)	291 (36)	3.57 (8)
10	292514	HEEL Werner	ITA	242 (10)	441 (18)	3.67 (10)
11	350032	BUECHEL Marco	LIE	237 (11)	395 (25)	3.74 (11)
12	510727	DEFAGO Didier	SUI	233 (12)	707 (10)	3.80 (12)
13	560332	JERMAN Andrej	SLO	207 (13)	388 (26)	4.18 (13)
14	293006	INNERHOFER Christof	ITA	200 (14)	427 (20)	4.29 (14)
15	510767	HOFFMANN Ambrosi	SUI	191 (15)	341 (31)	4.42 (15)
16	+400 50423	MAIER Hermann	AUT	155 (16)	497 (14)	4.95 (16)
17	+400 50451	GRUBER Christoph	AUT	136 (18)	420 (22)	5.23 (18)
18	+400 511313	JANKA Carlo	SUI	125 (21)	429 (19)	5.39 (20)
19	+400 102873	KUCERA John	CAN	109 (22)	453 (16)	5.62 (21)
20	+400 510993	ALBRECHT Daniel	SUI	95 (25)	851 (7)	5.83 (24)
21	533866	NYMAN Steven	USA	155 (16)	180 (49)	4.95 (17)
22	50858	STREITBERGER Georg	AUT	133 (19)	269 (39)	5.27 (19)
23	501076	OLSSON Hans	SWE	109 (22)	146 (56)	5.62 (22)
24	102271	HUDEC Jan	CAN	104 (24)	155 (55)	5.70 (23)
25	192746	THEAUX Adrien	FRA	88 (28)	144 (57)	5.93 (26)
26	191964	POISSON David	FRA	88 (28)	94 (79)	5.93 (25)
27	532490	MACARTNEY Scott	USA	83 (31)	103 (74)	6.00 (29)
28	534567	LANNING T J	USA	80 (32)	124 (68)	6.00 (30)
29	51215	BAUMANN Romed	AUT	65 (33)	274 (38)	16.47 (51)
30	191591	BERTRAND Yannick	FRA	60 (34)	60 (92)	10.62 (38)
31	+400 380260	KOSTELIC Ivica	CRO	22 (44)	986 (6)	8.84 (33)
32	+400 50625	RAICH Benjamin	AUT	20 (46)	1309 (1)	15.65 (50)
33	+400 192665	GRANGE Jean-Baptiste	FRA	-	1036 (5)	> 31.81 (81)
34	+400 191459	LIZEROUX Julien	FRA	-	417 (23)	> 44.78 (88)
35	500150	JAERBYN Patrik	SWE	29 (42)	114 (72)	6.00 (28)
36	510890	ZURBRIGGEN Silvan	SUI	14 (49)	314 (34)	6.00 (27)

15-01-2009 / Wengen (SUI) / 1320

Page 1/3

Data Processing by LONGINES


www.fis-ski.com

LONGINES Timing

Generation Date: WED 14 JAN 2009

Time: 17:17

Document: 45B 1.0



**DRAW LIST BY POINTS TRAINING 2**

Number of Competitors: 96, Number of NOCs: 19    Ranked 100 in the FIS List: **HELIE L.**    FIS Pts: **21.88**

No.	FIS Code	Name	Nation	WCSL-DH	WCSL-O	FIS-DH
37	201606	KEPPLER Stephan	GER	10 (53)	18 (129)	7.33 (31)
38	50761	ALSTER Christoph	AUT	-	4 (157)	7.48 (32)
39	50919	STRUGER Peter	AUT	-	3 (159)	9.61 (34)
40	192932	FAYED Guillermo	FRA	25 (43)	31 (116)	10.18 (35)
41	201811	STECHERT Tobias	GER	-	-	10.38 (36)
42	292291	THANEI Stefan	ITA	9 (56)	15 (133)	10.53 (37)
43	191116	DALCIN Pierre-Emmanuel	FRA	50 (36)	56 (93)	11.28 (39)
44	50831	GRAGGABER Thomas	AUT	6 (62)	6 (153)	12.21 (40)
45	561067	PERKO Rok	SLO	10 (53)	18 (129)	12.51 (41)
46 31-35	510747	GRUENENFELDER Tobias	SUI	52 (35)	130 (63)	17.33 (52)
47	290998	STAUDACHER Patrick	ITA	32 (41)	211 (45)	12.87 (42)
48	533762	TRANSUE Jeremy	USA	-	-	12.92 (43)
49	533098	FRIEDMAN Bryon	USA	-	-	12.92 (44)
50	534939	FISHER Erik	USA	39 (39)	50 (97)	13.00 (45)
51	560447	SPORN Andrej	SLO	7 (60)	45 (101)	13.73 (46)
52	293236	HOFER Elmar	ITA	-	-	13.99 (47)
53	150421	ZAHROBSKY Petr	CZE	-	1 (166)	14.62 (48)
54	511139	KUENG Patrick	SUI	-	-	14.87 (49)
55	380292	ZRNCIC-DIM Natko	CRO	11 (52)	136 (61)	17.77 (53)
56	102961	DIXON Robbie	CAN	37 (40)	120 (69)	17.98 (54)
57	40171	BRANCH Craig	AUS	4 (65)	4 (157)	18.20 (55)
58	201542	STRODL Peter	GER	9 (56)	22 (123)	18.29 (56)
59	561006	GLEBOV Alek	SLO	-	3 (159)	18.96 (57)
60	291459	PARIS Dominik	ITA	-	-	19.01 (58)
61	530939	WEIBRECHT Andrew	USA	19 (48)	33 (113)	19.52 (59)
62	511529	GISIN Marc	SUI	-	-	20.39 (60)
63	534698	BECKMANN Christopher	USA	-	-	20.75 (61)
64	421400	MYHRE Lars Elton	NOR	21 (45)	129 (64)	21.44 (62)
65	294277	KLOTZ Siegmund	ITA	-	-	21.45 (63)
66	103090	HELIE Louis-Pierre	CAN	-	-	= 21.88 (64)
67	201987	STRODL Andreas	GER	9 (56)	9 (147)	> 22.26 (65)
68	51327	PUCHNER Joachim	AUT	-	-	> 23.10 (66)
69	191462	PAQUIN Pierre	FRA	-	67 (88)	> 23.46 (67)
70	533842	FRANCIS Kevin	USA	-	-	> 24.56 (68)
71	561085	KRIZAJ Andrej	SLO	-	-	> 25.20 (69)
72	501026	RAINER Niklas	SWE	-	35 (108)	> 25.71 (70)
73	190915	BOURGEAT Pierrick	FRA	-	52 (95)	> 25.79 (71)
74	103375	NELLA Tyler	CAN	-	-	> 26.28 (72)
75	201900	WAGNER Hannes	GER	-	-	> 26.91 (73)
76	103512	FRISCH Jeffrey	CAN	-	-	> 27.00 (74)
77	561087	MARKIC Gasper	SLO	-	-	> 28.21 (75)
78	500656	LARSSON Markus	SWE	-	361 (28)	> 29.59 (76)
79	510997	BERTHOD Marc	SUI	4 (65)	299 (35)	> 29.67 (77)
80	40255	BRAUER Jono	AUS	-	3 (159)	> 30.29 (78)
81	501101	BYGGMARK Jens	SWE	-	236 (41)	> 30.82 (79)
82	192504	MERMILLOD BLONDIN Thomas	FRA	-	34 (109)	> 30.93 (80)



AUDI FIS SKI WORLD CUP 2008/09  
Wengen (SUI)



5th MEN'S DOWNHILL

THU 15 JAN 2009  
Start Time: 12:30

DRAW LIST BY POINTS TRAINING 2

Number of Competitors: 96, Number of NOCs: 19 Ranked 100 in the FIS List: HELIE L. FIS Pts: 21.88

No.	FIS Code	Name	Nation	WCSL-DH	WCSL-O	FIS-DH
83	220656	DRAKE Edward	GBR	-	-	> 32.07 (82)
84	380298	SIROKI Tin	CRO	-	-	> 32.24 (83)
85	560406	GORZA Ales	SLO	-	246 (40)	> 32.38 (84)
86	220695	CRAWFORD Douglas	GBR	-	-	> 32.52 (85)
87	501230	ERICSSON Daniel	SWE	-	-	> 35.44 (86)
88	150644	KRYZL Krystof	CZE	-	53 (94)	> 44.74 (87)
89	90047	GEORGIEV Stefan	BUL	-	-	> 50.18 (89)
90	30149	SIMARI BIRKNER Cristian Javier	ARG	-	-	> 51.85 (90)
91	90131	GEORGIEV Georgi	BUL	-	10 (145)	> 54.21 (91)
92	501017	MYHRER Andre	SWE	-	228 (42)	> 61.54 (92)
93	430429	BYDLINSKI Maciej	POL	-	-	> 69.78 (93)
94	150495	VRABLIK Martin	CZE	-	8 (150)	> 79.93 (94)
95	511352	VILETTA Sandro	SUI	-	129 (64)	> 80.04 (95)
96	60159	VAN BUYNDER Frederik	BEL	-	-	> 95.06 (96)

LEGEND

+400 More than 400 points on WCSL-O after 15th place or after 30th place  
 31-35 Between 31st and 35th on the WCSL-Disciplin but over 45th place  
 WCSL-DH World Cup Start List points for Downhill  
 FIS-DH FIS points for Downhill  
 WCSL-O Overall WCSL points  
 No. Control Number

15-01-2009 / Wengen (SUI) / 1320

Page 3/3

Data Processing by LONGINES


www.fis-ski.com

LONGINES Timing

Generation Date: WED 14 JAN 2009

Time: 17:17

Document: 45B 1.0



**Wengen**

JUNGFRAUJOCH



Swiss ski

16.–18. JANUAR 2009



swisscom

SRG SSR idée suisse



helvetia

OCHSNER  
SPORT

RE/MAX

infront  
SPORTS & MEDIA

AUDI FIS SKI WORLD CUP 2008/09

LONGINES®

Wengen (SUI)

5th MEN'S DOWNHILL  
START LIST TRAINING 2THU 15 JAN 2009  
Start Time: 12:30**Jury**

<b>TD FIS</b>	M. COZZI	ITA
<b>Referee</b>	G. HUJARA	FIS
<b>Assistant Referee</b>	H. SCHMALZL	FIS
<b>Chief of Race</b>	U. NAEPLIN	SUI

**Technical Data**

<b>Course Name</b>	Lauberhorn
<b>Start Altitude</b>	2315 m
<b>Finish Altitude</b>	1287 m
<b>Vertical Drop</b>	1028 m
<b>Course Length</b>	4480 m
<b>Homologation Number</b>	8217/10/06

**Race Information**


<b>Course Setter</b>	H. SCHMALZL	FIS
<b>Number of Gates</b>	51	
<b>Start Time</b>	12:30	

**Forerunners**

A - F. BRECHBUEHL	SUI	E - R. GODLI	SUI
B - S. SCHNEEBERGER	SUI	F - S. GMUER	SUI
C - P. GASSER	SUI	G - M. WUETHRICH	SUI
D - C. BOHNER	SUI	H - B. STEINER	SUI

**Number of Competitors: 96**

Bib	FIS Code	Name	Year of Birth	Nation	Time	Ski
1	191964	POISSON David	1982	FRA		Salomon
2	102271	HUDEC Jan	1981	CAN		Rossignol
3	510993	ALBRECHT Daniel	1983	SUI		Atomic
4	102873	KUCERA John	1984	CAN		Atomic
5	511313	JANKA Carlo	1986	SUI		Atomic
6	50423	MAIER Hermann	1972	AUT		Head
7	510767	HOFFMANN Ambrosi	1977	SUI		Head
8	293006	INNERHOFER Christof	1984	ITA		Rossignol
9	292514	HEEL Werner	1982	ITA		Rossignol
10	560332	JERMAN Andrej	1978	SLO		Stoekli
11	350032	BUECHEL Marco	1971	LIE		Head
12	510727	DEFAGO Didier	1977	SUI		Rossignol
13	292455	FILL Peter	1982	ITA		Atomic
14	102899	OSBORNE-PARADIS Manuel	1984	CAN		Rossignol
15	50041	WALCHHOFER Michael	1975	AUT		Atomic
16	50753	KROELL Klaus	1980	AUT		Salomon
17	510030	CUCHE Didier	1974	SUI		Head
18	532431	MILLER Bode	1977	USA		Head
19	102263	GUAY Erik	1981	CAN		Atomic
20	421328	SVINDAL Aksel Lund	1982	NOR		Atomic
21	533131	SULLIVAN Marco	1980	USA		Nordica



Number of Competitors: 96

Bib	FIS Code	Name	Year of Birth	Nation	Time	Ski
22	50451	GRUBER Christoph	1976	AUT		Fischer
23	532490	MACARTNEY Scott	1978	USA		Nordica
24	192746	THEAUX Adrien	1984	FRA		Rossignol
25	534567	LANNING T J	1984	USA		Nordica
26	51215	BAUMANN Romed	1986	AUT		Salomon
27	191591	BERTRAND Yannick	1980	FRA		Dynastar
28	501076	OLSSON Hans	1984	SWE		Head
29	50858	STREITBERGER Georg	1981	AUT		Fischer
30	533866	NYMAN Steven	1982	USA		Fischer
31	380260	KOSTELIC Ivica	1979	CRO		Fischer
32	50625	RAICH Benjamin	1978	AUT		Atomic
33	192665	GRANGE Jean-Baptiste	1984	FRA		Rossignol
34	191459	LIZEROUX Julien	1979	FRA		Dynastar
35	500150	JAERBYN Patrik	1969	SWE		Atomic
36	510890	ZURBRIGGEN Silvan	1981	SUI		Rossignol
37	201606	KEPPLER Stephan	1983	GER		Head
38	50761	ALSTER Christoph	1980	AUT		Fischer
39	50919	STRUGER Peter	1982	AUT		Salomon
40	192932	FAYED Guillermo	1985	FRA		Dynastar
41	201811	STECHELT Tobias	1985	GER		Head
42	292291	THANEI Stefan	1981	ITA		Atomic
43	191116	DALCIN Pierre-Emmanuel	1977	FRA		Atomic
44	50831	GRAGGABER Thomas	1981	AUT		Atomic
45	561067	PERKO Rok	1985	SLO		Stoekli
46	510747	GRUENENFELDER Tobias	1977	SUI		Stoekli
47	290998	STAUDACHER Patrick	1980	ITA		Head
48	533762	TRANSUE Jeremy	1983	USA		Rossignol
49	533098	FRIEDMAN Bryon	1980	USA		Fischer
50	534939	FISHER Erik	1985	USA		Atomic
51	560447	SPORN Andrej	1981	SLO		Elan
52	293236	HOFER Elmar	1985	ITA		Rossignol
53	150421	ZAHROBSKY Petr	1980	CZE		Head
54	511139	KUENG Patrick	1984	SUI		Salomon
55	380292	ZRNCIC-DIM Natko	1986	CRO		Atomic
56	102961	DIXON Robbie	1985	CAN		Rossignol
57	40171	BRANCH Craig	1977	AUS		Voelkl
58	201542	STRODL Peter	1982	GER		Atomic
59	561006	GLEBOV Alek	1983	SLO		Stoekli
60	291459	PARIS Dominik	1989	ITA		Nordica
61	530939	WEIBRECHT Andrew	1986	USA		Rossignol
62	511529	GISIN Marc	1988	SUI		Nordica
63	534698	BECKMANN Christopher	1986	USA		Atomic
64	421400	MYHRE Lars Elton	1984	NOR		Rossignol
65	294277	KLOTZ Siegmur	1987	ITA		Nordica
66	103090	HELIE Louis-Pierre	1986	CAN		Rossignol
67	201987	STRODL Andreas	1987	GER		Atomic
68	51327	PUCHNER Joachim	1987	AUT		Atomic
69	191462	PAQUIN Pierre	1979	FRA		Salomon

15-01-2009 / Wengen (SUI) / 1320

Page 2/3

Data Processing by LONGINES







www.fis-ski.com

LONGINES Timing

Generation Date: WED 14 JAN 2009

Time: 17:17

Document: 51A 1.0

					
---	---	---	---	---	---



5th MEN'S DOWNHILL  
**START LIST TRAINING 2**

THU 15 JAN 2009  
Start Time: 12:30

Number of Competitors: 96

Bib	FIS Code	Name	Year of Birth	Nation	Time	Ski
70	533842	FRANCIS Kevin	1982	USA		Atomic
71	561085	KRIZAJ Andrej	1986	SLO		Stoeckli
72	501026	RAINER Niklas	1983	SWE		Fischer
73	190915	BOURGEAT Pierrick	1976	FRA		Rossignol
74	103375	NELLA Tyler	1988	CAN		
75	201900	WAGNER Hannes	1986	GER		Rossignol
76	103512	FRISCH Jeffrey	1984	CAN		Head
77	561087	MARKIC Gasper	1986	SLO		Elan
78	500656	LARSSON Markus	1979	SWE		Head
79	510997	BERTHOD Marc	1983	SUI		Atomic
80	40255	BRAUER Jono	1981	AUS		Head
81	501101	BYGGMARK Jens	1985	SWE		Atomic
82	192504	MERMILLOD BLONDIN Thomas	1984	FRA		Salomon
83	220656	DRAKE Edward	1986	GBR		Dynastar
84	380298	SIROKI Tin	1987	CRO		Atomic
85	560406	GORZA Ales	1980	SLO		Fischer
86	220695	CRAWFORD Douglas	1987	GBR		
87	501230	ERICSSON Daniel	1987	SWE		Head
88	150644	KRYZL Krystof	1986	CZE		Elan
89	90047	GEORGIEV Stefan	1977	BUL		Rossignol
90	30149	SIMARI BIRKNER Cristian Javier	1980	ARG		
91	90131	GEORGIEV Georgi	1987	BUL		
92	501017	MYHRER Andre	1983	SWE		Nordica
93	430429	BYDLINSKI Maciej	1988	POL		
94	150495	VRABLIK Martin	1982	CZE		Elan
95	511352	VILETTA Sandro	1986	SUI		Nordica
96	60159	VAN BUYNDER Frederik	1988	BEL		



79. INTERNATIONALE LAUBERHORNRENNEN – Audi FIS Ski World Cup

**Wengen**

JUNGFRAUJOCH



SWISSSKI

16.–18. JANUAR 2009



swisscom

SRG SSR idée suisse



helvetia

OCHSNER  
SPORT

RE/MAX

infront  
SPORTS & MEDIA

AUDI FIS SKI WORLD CUP 2008/09



Wengen (SUI)

5th MEN'S DOWNHILL  
RESULTS TRAINING 2 BY RANKTHU 15 JAN 2009  
Start Time: 12:30**Jury**

<b>TD FIS</b>	M. COZZI	ITA
<b>Referee</b>	G. HUJARA	FIS
<b>Assistant Referee</b>	H. SCHMALZL	FIS
<b>Chief of Race</b>	U. NAEPLIN	SUI

**Technical Data**

<b>Course Name</b>	Lauberhorn
<b>Start Altitude</b>	2315 m
<b>Finish Altitude</b>	1287 m
<b>Vertical Drop</b>	1028 m
<b>Course Length</b>	4480 m
<b>Homologation Number</b>	8217/10/06

**Race Information**

<b>Course Setter</b>	H. SCHMALZL	FIS
<b>Number of Gates</b>	51	
<b>Start Time</b>	12:30	

<b>Forerunners</b>	A - F. BRECHBUEHL	SUI	E - R. GODLI	SUI
	B - S. SCHNEEBERGER	SUI	F - S. GMUER	SUI
	C - P. GASSER	SUI	G - M. WUETHRICH	SUI
	D - C. BOHNER	SUI	H - B. STEINER	SUI

Weather: Sunny Snow: Hard Temperature – Start: –6 °C Finish: –8 °C

**Number of Competitors: 96**

Rank	Bib	FIS Code	Name	Year of Birth	Nation	Time	Diff.	Dist. (m)	Ski
1	10	560332	JERMAN Andrej	1978	SLO	2:32.17			Stoekli
2	13	292455	FILL Peter	1982	ITA	2:32.40	0.23	6.76	Atomic
3	19	102263	GUAY Erik	1981	CAN	2:32.67	0.50	14.67	Atomic
4	3	510993	ALBRECHT Daniel	1983	SUI	2:32.81	0.64	18.76	Atomic
5	15	50041	WALCHHOFER Michael	1975	AUT	2:32.93	0.76	22.26	Atomic
6 *	22	50451	GRUBER Christoph	1976	AUT	2:33.14	0.97	28.38	Fischer
7	11	350032	BUECHEL Marco	1971	LIE	2:33.21	1.04	30.41	Head
8	14	102899	OSBORNE–PARADIS Manuel	1984	CAN	2:33.24	1.07	31.28	Rossignol
9	5	511313	JANKA Carlo	1986	SUI	2:33.36	1.19	34.76	Atomic
9	1	191964	POISSON David	1982	FRA	2:33.36	1.19	34.76	Salomon
11	4	102873	KUCERA John	1984	CAN	2:33.49	1.32	38.53	Atomic
12	21	533131	SULLIVAN Marco	1980	USA	2:33.68	1.51	44.02	Nordica
13 *	43	191116	DALCIN Pierre–Emmanuel	1977	FRA	2:33.73	1.56	45.46	Atomic
14 *	6	50423	MAIER Hermann	1972	AUT	2:33.75	1.58	46.04	Head
15	20	421328	SVINDAL Aksel Lund	1982	NOR	2:33.84	1.67	48.63	Atomic

#826

15-01-2009 / Wengen (SUI) / 1320

Page 1/3

Data Processing by LONGINES


www.fis-ski.com

LONGINES Timing

Generation Date: THU 15 JAN 2009

Time: 14:53

Document: 74B 1.0





AUDI FIS SKI WORLD CUP 2008/09  
Wengen (SUI)



Audi FIS Ski World Cup




5th MEN'S DOWNHILL  
RESULTS TRAINING 2 BY RANK

THU 15 JAN 2009  
Start Time: 12:30

Number of Competitors: 96

Rank	Bib	FIS Code	Name	Year of Birth	Nation	Time	Diff.	Dist. (m)	Ski
15	12	510727	DEFAGO Didier	1977	SUI	2:33.84	1.67	48.63	Rossignol
17	18	532431	MILLER Bode	1977	USA	2:34.12	1.95	56.68	Head
17 *	9	292514	HEEL Werner	1982	ITA	2:34.12	1.95	56.68	Rossignol
19	31	380260	KOSTELIC Ivica	1979	CRO	2:34.16	1.99	57.83	Fischer
20	42	292291	THANEI Stefan	1981	ITA	2:34.35	2.18	63.27	Atomic
21	46	510747	GRUENENFELDER Tobias	1977	SUI	2:34.52	2.35	68.13	Stoeckli
21	8	293006	INNERHOFER Christof	1984	ITA	2:34.52	2.35	68.13	Rossignol
21	7	510767	HOFFMANN Ambrosi	1977	SUI	2:34.52	2.35	68.13	Head
24	29	50858	STREITBERGER Georg	1981	AUT	2:34.54	2.37	68.70	Fischer
25	47	290998	STAUDACHER Patrick	1980	ITA	2:34.55	2.38	68.99	Head
26	45	561067	PERKO Rok	1985	SLO	2:34.86	2.69	77.82	Stoeckli
26	27	191591	BERTRAND Yannick	1980	FRA	2:34.86	2.69	77.82	Dynastar
28	36	510890	ZURBRIGGEN Silvan	1981	SUI	2:34.87	2.70	78.10	Rossignol
29	51	560447	SPORN Andrej	1981	SLO	2:34.91	2.74	79.24	Elan
30	30	533866	NYMAN Steven	1982	USA	2:35.03	2.86	82.65	Fischer
31	55	380292	ZRNCIC-DIM Natko	1986	CRO	2:35.05	2.88	83.21	Atomic
32	37	201606	KEPPLER Stephan	1983	GER	2:35.12	2.95	85.20	Head
33 *	24	192746	THEAUX Adrien	1984	FRA	2:35.15	2.98	86.05	Rossignol
34	39	50919	STRUGER Peter	1982	AUT	2:35.20	3.03	87.46	Salomon
35	38	50761	ALSTER Christoph	1980	AUT	2:35.23	3.06	88.31	Fischer
36	70	533842	FRANCIS Kevin	1982	USA	2:35.39	3.22	92.83	Atomic
36	32	50625	RAICH Benjamin	1978	AUT	2:35.39	3.22	92.83	Atomic
38 *	25	534567	LANNING T J	1984	USA	2:35.63	3.46	99.60	Nordica
39	35	500150	JAERBYN Patrik	1969	SWE	2:35.70	3.53	101.57	Atomic
40	26	51215	BAUMANN Romed	1986	AUT	2:35.90	3.73	107.19	Salomon
41	67	201987	STRODL Andreas	1987	GER	2:35.94	3.77	108.31	Atomic
42	2	102271	HUDEC Jan	1981	CAN	2:36.05	3.88	111.39	Rossignol
43	23	532490	MACARTNEY Scott	1978	USA	2:36.06	3.89	111.67	Nordica
44	54	511139	KUENG Patrick	1984	SUI	2:36.31	4.14	118.66	Salomon
45 *	58	201542	STRODL Peter	1982	GER	2:36.46	4.29	122.84	Atomic
46	61	530939	WEIBRECHT Andrew	1986	USA	2:36.50	4.33	123.95	Rossignol
47	72	501026	RAINER Niklas	1983	SWE	2:36.65	4.48	128.12	Fischer
48	68	51327	PUCHNER Joachim	1987	AUT	2:36.73	4.56	130.34	Atomic
49	28	501076	OLSSON Hans	1984	SWE	2:36.79	4.62	132.01	Head
50 *	59	561006	GLEBOV Alek	1983	SLO	2:36.92	4.75	135.61	Stoeckli
51 *	41	201811	STECHERT Tobias	1985	GER	2:37.06	4.89	139.48	Head
52	66	103090	HELIE Louis-Pierre	1986	CAN	2:37.07	4.90	139.76	Rossignol
53	40	192932	FAYED Guillermo	1985	FRA	2:37.38	5.21	148.31	Dynastar
54	49	533098	FRIEDMAN Bryon	1980	USA	2:37.40	5.23	148.86	Fischer
55 *	71	561085	KRIZAJ Andrej	1986	SLO	2:37.57	5.40	153.53	Stoeckli
56	60	291459	PARIS Dominik	1989	ITA	2:37.67	5.50	156.28	Nordica
57	53	150421	ZAHROBSKY Petr	1980	CZE	2:37.79	5.62	159.56	Head
58	80	40255	BRAUER Jono	1981	AUS	2:38.23	6.06	171.58	Head
59	48	533762	TRANSUE Jeremy	1983	USA	2:38.65	6.48	182.98	Rossignol
60	77	561087	MARKIC Gasper	1986	SLO	2:38.74	6.57	185.42	Elan

#826 \_\_\_\_\_





AUDI FIS SKI WORLD CUP 2008/09  
Wengen (SUI)



5th MEN'S DOWNHILL  
RESULTS TRAINING 2 BY RANK

THU 15 JAN 2009  
Start Time: 12:30

Number of Competitors: 96

Rank	Bib	FIS Code	Name	Year of Birth	Nation	Time	Diff.	Dist. (m)	Ski
61	52	293236	HOFER Elmar	1985	ITA	2:38.91	6.74	190.01	Rossignol
62	84	380298	SIROKI Tin	1987	CRO	2:38.98	6.81	191.90	Atomic
63	75	201900	WAGNER Hannes	1986	GER	2:39.02	6.85	192.98	Rossignol
64	74	103375	NELLA Tyler	1988	CAN	2:39.03	6.86	193.25	
65	73	190915	BOURGEAT Pierrick	1976	FRA	2:39.27	7.10	199.71	Rossignol
66	76	103512	FRISCH Jeffrey	1984	CAN	2:40.08	7.91	221.37	Head
67	88	150644	KRYZL Krystof	1986	CZE	2:40.23	8.06	225.36	Elan
68	87	501230	ERICSSON Daniel	1987	SWE	2:40.36	8.19	228.81	Head
69 *	62	511529	GISIN Marc	1988	SUI	2:40.47	8.30	231.72	Nordica
70	83	220656	DRAKE Edward	1986	GBR	2:40.52	8.35	233.04	Dynastar
71	86	220695	CRAWFORD Douglas	1987	GBR	2:41.24	9.07	252.01	
72	95	511352	VILETTA Sandro	1986	SUI	2:41.54	9.37	259.86	Nordica
73	94	150495	VRABLIK Martin	1982	CZE	2:41.71	9.54	264.30	Elan
74	50	534939	FISHER Erik	1985	USA	2:41.88	9.71	268.72	Atomic
75	81	501101	BYGGMARK Jens	1985	SWE	2:42.84	10.67	293.55	Atomic
76	96	60159	VAN BUYNDER Frederik	1988	BEL	2:43.31	11.14	305.60	
77	82	192504	MERMILLOD BLONDIN Thomas	1984	FRA	2:43.71	11.54	315.80	Salomon
78	90	30149	SIMARI BIRKNER Cristian Javier	1980	ARG	2:43.74	11.57	316.56	
79	69	191462	PAQUIN Pierre	1979	FRA	2:44.29	12.12	330.50	Salomon
80	33	192665	GRANGE Jean-Baptiste	1984	FRA	2:44.39	12.22	333.02	Rossignol
81	34	191459	LIZEROUX Julien	1979	FRA	2:44.64	12.47	339.32	Dynastar
82	92	501017	MYHRER Andre	1983	SWE	2:46.54	14.37	386.56	Nordica
83	89	90047	GEORGIEV Stefan	1977	BUL	2:49.17	17.00	450.20	Rossignol
84	91	90131	GEORGIEV Georgi	1987	BUL	2:50.27	18.10	476.23	
85 *	65	294277	KLOTZ Siegmarr	1987	ITA	4:40.89	2:08.72	2052.99	Nordica
86	17	510030	CUCHE Didier	1974	SUI	5:06.18	2:34.01	2253.46	Head
	56	102961	DIXON Robbie	1985	CAN	DNS			Rossignol
	57	40171	BRANCH Craig	1977	AUS	DNS			Voelkl
	64	421400	MYHRE Lars Elton	1984	NOR	DNS			Rossignol
	78	500656	LARSSON Markus	1979	SWE	DNS			Head
	79	510997	BERTHOD Marc	1983	SUI	DNS			Atomic
	85	560406	GORZA Ales	1980	SLO	DNS			Fischer
	93	430429	BYDLINSKI Maciej	1988	POL	DNS			
	16	50753	KROELL Klaus	1980	AUT	DNF			Salomon
	44	50831	GRAGGABER Thomas	1981	AUT	DNF			Atomic
	63	534698	BECKMANN Christopher	1986	USA	DNF			Atomic

Technical Delegate:

M. COZZI (ITA) #826

LEGEND

\* Potential disqualification    DNS Did Not Start    DNF Did Not Finish

15-01-2009 / Wengen (SUI) / 1320

Page 3/3

Data Processing by LONGINES


www.fis-ski.com

LONGINES Timing

Generation Date: THU 15 JAN 2009

Time: 14:53

Document: 74B 1.0





79. INTERNATIONALE LAUBERHORNRENNEN – Audi FIS Ski World Cup

**Wengen**

JUNGFRAUJOCH



SWISSSKI

16.–18. JANUAR 2009



swisscom

SRG SSR idée suisse



helvetia

OCHSNER  
SPORT

RE/MAX

infront  
SPORTS & MEDIA

AUDI FIS SKI WORLD CUP 2008/09



Wengen (SUI)

5th MEN'S DOWNHILL  
RESULTS TRAINING 2 BY BIBTHU 15 JAN 2009  
Start Time: 12:30**Jury**

<b>TD FIS</b>	M. COZZI	ITA
<b>Referee</b>	G. HUJARA	FIS
<b>Assistant Referee</b>	H. SCHMALZL	FIS
<b>Chief of Race</b>	U. NAEPLIN	SUI

**Technical Data**

<b>Course Name</b>	Lauberhorn
<b>Start Altitude</b>	2315 m
<b>Finish Altitude</b>	1287 m
<b>Vertical Drop</b>	1028 m
<b>Course Length</b>	4480 m
<b>Homologation Number</b>	8217/10/06

**Race Information**

<b>Course Setter</b>	H. SCHMALZL	FIS
<b>Number of Gates</b>	51	
<b>Start Time</b>	12:30	

<b>Forerunners</b>	A - F. BRECHBUEHL	SUI	E - R. GODLI	SUI
	B - S. SCHNEEBERGER	SUI	F - S. GMUER	SUI
	C - P. GASSER	SUI	G - M. WUETHRICH	SUI
	D - C. BOHNER	SUI	H - B. STEINER	SUI

Weather: Sunny Snow: Hard Temperature – Start: –6 °C Finish: –8 °C

**Number of Competitors: 96**

Bib	FIS Code	Name	Year of Birth	Nation	Time	Rank	Ski
1	191964	POISSON David	1982	FRA	2:33.36	(9)	Salomon
2	102271	HUDEC Jan	1981	CAN	2:36.05	(42)	Rossignol
3	510993	ALBRECHT Daniel	1983	SUI	2:32.81	(4)	Atomic
4	102873	KUCERA John	1984	CAN	2:33.49	(11)	Atomic
5	511313	JANKA Carlo	1986	SUI	2:33.36	(9)	Atomic
6	50423	MAIER Hermann	1972	AUT	2:33.75	(14)	Head
7	510767	HOFFMANN Ambrosi	1977	SUI	2:34.52	(21)	Head
8	293006	INNERHOFER Christof	1984	ITA	2:34.52	(21)	Rossignol
9	292514	HEEL Werner	1982	ITA	2:34.12	(17)	Rossignol
10	560332	JERMAN Andrej	1978	SLO	2:32.17	(1)	Stoeckli
11	350032	BUECHEL Marco	1971	LIE	2:33.21	(7)	Head
12	510727	DEFAGO Didier	1977	SUI	2:33.84	(15)	Rossignol
13	292455	FILL Peter	1982	ITA	2:32.40	(2)	Atomic
14	102899	OSBORNE–PARADIS Manuel	1984	CAN	2:33.24	(8)	Rossignol
15	50041	WALCHHOFER Michael	1975	AUT	2:32.93	(5)	Atomic
16	50753	KROELL Klaus	1980	AUT	DNF		Salomon
17	510030	CUCHE Didier	1974	SUI	5:06.18	(86)	Head

15-01-2009 / Wengen (SUI) / 1320

Page 1/3

Data Processing by LONGINES


www.fis-ski.com

LONGINES Timing

Generation Date: THU 15 JAN 2009

Time: 14:55

Document: 74A 1.0



Number of Competitors: 96

Bib	FIS Code	Name	Year of Birth	Nation	Time	Rank	Ski
18	532431	MILLER Bode	1977	USA	2:34.12	(17)	Head
19	102263	GUAY Erik	1981	CAN	2:32.67	(3)	Atomic
20	421328	SVINDAL Aksel Lund	1982	NOR	2:33.84	(15)	Atomic
21	533131	SULLIVAN Marco	1980	USA	2:33.68	(12)	Nordica
22	50451	GRUBER Christoph	1976	AUT	2:33.14	(6)	Fischer
23	532490	MACARTNEY Scott	1978	USA	2:36.06	(43)	Nordica
24	192746	THEAUX Adrien	1984	FRA	2:35.15	(33)	Rossignol
25	534567	LANNING T J	1984	USA	2:35.63	(38)	Nordica
26	51215	BAUMANN Romed	1986	AUT	2:35.90	(40)	Salomon
27	191591	BERTRAND Yannick	1980	FRA	2:34.86	(26)	Dynastar
28	501076	OLSSON Hans	1984	SWE	2:36.79	(49)	Head
29	50858	STREITBERGER Georg	1981	AUT	2:34.54	(24)	Fischer
30	533866	NYMAN Steven	1982	USA	2:35.03	(30)	Fischer
31	380260	KOSTELIC Ivica	1979	CRO	2:34.16	(19)	Fischer
32	50625	RAICH Benjamin	1978	AUT	2:35.39	(36)	Atomic
33	192665	GRANGE Jean-Baptiste	1984	FRA	2:44.39	(80)	Rossignol
34	191459	LIZEROUX Julien	1979	FRA	2:44.64	(81)	Dynastar
35	500150	JAERBYN Patrik	1969	SWE	2:35.70	(39)	Atomic
36	510890	ZURBRIGGEN Silvan	1981	SUI	2:34.87	(28)	Rossignol
37	201606	KEPPLER Stephan	1983	GER	2:35.12	(32)	Head
38	50761	ALSTER Christoph	1980	AUT	2:35.23	(35)	Fischer
39	50919	STRUGER Peter	1982	AUT	2:35.20	(34)	Salomon
40	192932	FAYED Guillermo	1985	FRA	2:37.38	(53)	Dynastar
41	201811	STECHELT Tobias	1985	GER	2:37.06	(51)	Head
42	292291	THANEI Stefan	1981	ITA	2:34.35	(20)	Atomic
43	191116	DALCIN Pierre-Emmanuel	1977	FRA	2:33.73	(13)	Atomic
44	50831	GRAGGABER Thomas	1981	AUT	DNF		Atomic
45	561067	PERKO Rok	1985	SLO	2:34.86	(26)	Stoeckli
46	510747	GRUENENFELDER Tobias	1977	SUI	2:34.52	(21)	Stoeckli
47	290998	STAUDACHER Patrick	1980	ITA	2:34.55	(25)	Head
48	533762	TRANSUE Jeremy	1983	USA	2:38.65	(59)	Rossignol
49	533098	FRIEDMAN Bryon	1980	USA	2:37.40	(54)	Fischer
50	534939	FISHER Erik	1985	USA	2:41.88	(74)	Atomic
51	560447	SPORN Andrej	1981	SLO	2:34.91	(29)	Elan
52	293236	HOFER Elmar	1985	ITA	2:38.91	(61)	Rossignol
53	150421	ZAHROBSKY Petr	1980	CZE	2:37.79	(57)	Head
54	511139	KUENG Patrick	1984	SUI	2:36.31	(44)	Salomon
55	380292	ZRNCIC-DIM Natko	1986	CRO	2:35.05	(31)	Atomic
56	102961	DIXON Robbie	1985	CAN	DNF		Rossignol
57	40171	BRANCH Craig	1977	AUS	DNF		Voelkl
58	201542	STRODL Peter	1982	GER	2:36.46	(45)	Atomic
59	561006	GLEBOV Alek	1983	SLO	2:36.92	(50)	Stoeckli
60	291459	PARIS Dominik	1989	ITA	2:37.67	(56)	Nordica
61	530939	WEIBRECHT Andrew	1986	USA	2:36.50	(46)	Rossignol
62	511529	GISIN Marc	1988	SUI	2:40.47	(69)	Nordica
63	534698	BECKMANN Christopher	1986	USA	DNF		Atomic
64	421400	MYHRE Lars Elton	1984	NOR	DNF		Rossignol

15-01-2009 / Wengen (SUI) / 1320

Page 2/3

Data Processing by LONGINES

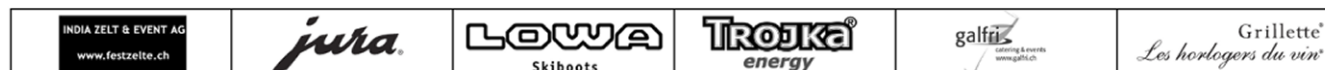
www.fis-ski.com

LONGINES Timing

Generation Date: THU 15 JAN 2009

Time: 14:55

Document: 74A 1.0





AUDI FIS SKI WORLD CUP 2008/09  
Wengen (SUI)



5th MEN'S DOWNHILL  
RESULTS TRAINING 2 BY BIB

THU 15 JAN 2009  
Start Time: 12:30

Number of Competitors: 96

Bib	FIS Code	Name	Year of Birth	Nation	Time	Rank	Ski
65	294277	KLOTZ Siegmarr	1987	ITA	4:40.89	(85)	Nordica
66	103090	HELIE Louis-Pierre	1986	CAN	2:37.07	(52)	Rossignol
67	201987	STRODL Andreas	1987	GER	2:35.94	(41)	Atomic
68	51327	PUCHNER Joachim	1987	AUT	2:36.73	(48)	Atomic
69	191462	PAQUIN Pierre	1979	FRA	2:44.29	(79)	Salomon
70	533842	FRANCIS Kevin	1982	USA	2:35.39	(36)	Atomic
71	561085	KRIZAJ Andrej	1986	SLO	2:37.57	(55)	Stoeckli
72	501026	RAINER Niklas	1983	SWE	2:36.65	(47)	Fischer
73	190915	BOURGEAT Pierrick	1976	FRA	2:39.27	(65)	Rossignol
74	103375	NELLA Tyler	1988	CAN	2:39.03	(64)	
75	201900	WAGNER Hannes	1986	GER	2:39.02	(63)	Rossignol
76	103512	FRISCH Jeffrey	1984	CAN	2:40.08	(66)	Head
77	561087	MARKIC Gasper	1986	SLO	2:38.74	(60)	Elan
78	500656	LARSSON Markus	1979	SWE	DNS		Head
79	510997	BERTHOD Marc	1983	SUI	DNS		Atomic
80	40255	BRAUER Jono	1981	AUS	2:38.23	(58)	Head
81	501101	BYGGMARK Jens	1985	SWE	2:42.84	(75)	Atomic
82	192504	MERMILLOD BLONDIN Thomas	1984	FRA	2:43.71	(77)	Salomon
83	220656	DRAKE Edward	1986	GBR	2:40.52	(70)	Dynastar
84	380298	SIROKI Tin	1987	CRO	2:38.98	(62)	Atomic
85	560406	GORZA Ales	1980	SLO	DNS		Fischer
86	220695	CRAWFORD Douglas	1987	GBR	2:41.24	(71)	
87	501230	ERICSSON Daniel	1987	SWE	2:40.36	(68)	Head
88	150644	KRYZL Krystof	1986	CZE	2:40.23	(67)	Elan
89	90047	GEORGIEV Stefan	1977	BUL	2:49.17	(83)	Rossignol
90	30149	SIMARI BIRKNER Cristian Javier	1980	ARG	2:43.74	(78)	
91	90131	GEORGIEV Georgi	1987	BUL	2:50.27	(84)	
92	501017	MYHRER Andre	1983	SWE	2:46.54	(82)	Nordica
93	430429	BYDLINSKI Maciej	1988	POL	DNS		
94	150495	VRABLIK Martin	1982	CZE	2:41.71	(73)	Elan
95	511352	VILETTA Sandro	1986	SUI	2:41.54	(72)	Nordica
96	60159	VAN BUYNDER Frederik	1988	BEL	2:43.31	(76)	

**LEGEND**  
DNF Did Not Finish    DNS Did Not Start

15-01-2009 / Wengen (SUI) / 1320

Page 3/3

Data Processing by LONGINES


www.fis-ski.com

LONGINES Timing

Generation Date: THU 15 JAN 2009

Time: 14:55

Document: 74A 1.0



**Wengen**

JUNGFRAUJOCH



SWISSSKI

16.–18. JANUAR 2009

SRG SSR idée suisse  
swisscom

helvetia

OCHSNER  
SPORT

RE/MAX

infront  
SPORTS & MEDIA

## AUDI FIS SKI WORLD CUP 2008/09



Wengen (SUI)




5th MEN'S DOWNHILL

THU 15 JAN 2009

## PERFORMANCE ANALYSIS 1 TRAINING 2

Number of Competitors: 86

Rank	Bib	Name	Nation	Positions			Partials			Difference		Speed																
				Pos.	Time	Rank	Pos.	Time	Rank	Time	Dist(m)	Pos.	Km/h	Rank														
1	10	JERMAN Andrej	SLO	Int1: 47.84 (15)	Int2: 1:04.47 (14)	Int3: 1:28.63 (4)	Int4: 2:01.54 (2)	Int5: 2:14.06 (2)	Fin: 2:32.17 (1)	I1-I2: 16.63 (14)	I2-I3: 24.16 (2)	I3-I4: 32.91 (1)	I4-I5: 12.52 (3)	I5-Fin: 18.11 (2)	0.65	0.61	0.54	0.11	0.08	0.00	0.00	Sp1: 80.30 (6)	Sp2: 104.80 (1)	Sp3: 141.86 (4)	Sp4: 141.86 (4)	Avg.: 105.99		
2	13	FILL Peter	ITA	Int1: 47.54 (4)	Int2: 1:03.94 (2)	Int3: 1:28.25 (2)	Int4: 2:01.43 (1)	Int5: 2:13.98 (1)	Fin: 2:32.40 (2)	I1-I2: 16.40 (2)	I2-I3: 24.31 (7)	I3-I4: 33.18 (5)	I4-I5: 12.55 (6)	I5-Fin: 18.42 (16)	0.35	0.08	0.16	0.00	0.00	0.23	6.76	0.23	6.76	Sp1: 81.40 (3)	Sp2: 104.49 (2)	Sp3: 140.27 (21)	Sp4: 140.27 (21)	Avg.: 105.83
3	19	GUAY Erik	CAN	Int1: 47.49 (3)	Int2: 1:04.20 (6)	Int3: 1:28.67 (6)	Int4: 2:01.93 (3)	Int5: 2:14.48 (4)	Fin: 2:32.67 (3)	I1-I2: 16.71 (20)	I2-I3: 24.47 (21)	I3-I4: 33.26 (8)	I4-I5: 12.55 (6)	I5-Fin: 18.19 (4)	0.30	0.34	0.58	0.50	0.50	0.50	14.67	0.50	14.67	Sp1: 78.80 (26)	Sp2: 104.49 (2)	Sp3: 143.18 (2)	Sp4: 143.18 (2)	Avg.: 105.64
4	3	ALBRECHT Daniel	SUI	Int1: 47.93 (19)	Int2: 1:04.36 (11)	Int3: 1:28.79 (9)	Int4: 2:02.00 (5)	Int5: 2:14.45 (3)	Fin: 2:32.81 (4)	I1-I2: 16.43 (3)	I2-I3: 24.43 (14)	I3-I4: 33.21 (6)	I4-I5: 12.45 (2)	I5-Fin: 18.36 (10)	0.74	0.50	0.70	0.57	0.47	0.64	18.76	0.64	18.76	Sp1: 78.10 (36)	Sp2: 103.59 (11)	Sp3: 141.72 (6)	Sp4: 141.72 (6)	Avg.: 105.54
5	15	WALCHHOFER Michael	AUT	Int1: 47.20 (2)	Int2: 1:04.26 (7)	Int3: 1:28.64 (5)	Int4: 2:01.98 (4)	Int5: 2:14.52 (5)	Fin: 2:32.93 (5)	I1-I2: 17.06 (41)	I2-I3: 24.38 (11)	I3-I4: 33.34 (10)	I4-I5: 12.54 (5)	I5-Fin: 18.41 (15)	0.01	0.40	0.55	0.55	0.54	0.76	22.26	0.76	22.26	Sp1: 78.60 (30)	Sp2: 103.15 (22)	Sp3: 140.41 (20)	Sp4: 140.41 (20)	Avg.: 105.46
6	22	GRUBER Christoph	AUT	Int1: 47.87 (17)	Int2: 1:04.31 (9)	Int3: 1:29.05 (12)	Int4: 2:02.28 (11)	Int5: 2:15.00 (11)	Fin: 2:33.14 (6)	I1-I2: 16.44 (4)	I2-I3: 24.74 (42)	I3-I4: 33.23 (7)	I4-I5: 12.72 (17)	I5-Fin: 18.14 (3)	0.68	0.45	0.96	0.85	1.02	0.97	28.38	0.97	28.38	Sp1: 80.00 (12)	Sp2: 103.44 (15)	Sp3: 139.72 (32)	Sp4: 139.72 (32)	Avg.: 105.32
7	11	BUECHEL Marco	LIE	Int1: 47.77 (12)	Int2: 1:04.37 (12)	Int3: 1:28.81 (10)	Int4: 2:02.10 (7)	Int5: 2:14.93 (9)	Fin: 2:33.21 (7)	I1-I2: 16.60 (11)	I2-I3: 24.44 (16)	I3-I4: 33.29 (9)	I4-I5: 12.83 (32)	I5-Fin: 18.28 (7)	0.58	0.51	0.72	0.67	0.95	1.04	30.41	1.04	30.41	Sp1: 81.70 (2)	Sp2: 104.19 (6)	Sp3: 137.94 (66)	Sp4: 137.94 (66)	Avg.: 105.27





**PERFORMANCE ANALYSIS 1 TRAINING 2**

Number of Competitors: 86

Rank	Bib	Name	Nation	Positions			Partials			Difference		Speed		
				Pos.	Time	Rank	Pos.	Time	Rank	Time	Dist(m)	Pos.	Km/h	Rank
8	14	OSBORNE-PARADIS Manuel	CAN	Int1: 47.62 (9)	I1-I2: 16.50 (6)	0.43					Sp1:			
				Int2: 1:04.12 (3)	I2-I3: 24.55 (24)	0.26					Sp2:	80.10 (11)		
				Int3: 1:28.67 (6)	I3-I4: 33.55 (15)	0.58					Sp3:	104.49 (2)		
				Int4: 2:02.22 (9)	I4-I5: 12.57 (9)	0.79					Sp4:	140.83 (15)		
				Int5: 2:14.79 (7)	I5-Fin: 18.45 (17)	0.81					Avg.:	105.25		
				Fin: 2:33.24 (8)		1.07	31.28							
9	5	JANKA Carlo	SUI	Int1: 48.01 (22)	I1-I2: 16.16 (1)	0.82					Sp1:			
				Int2: 1:04.17 (5)	I2-I3: 24.96 (61)	0.31					Sp2:	78.10 (36)		
				Int3: 1:29.13 (16)	I3-I4: 32.92 (2)	1.04					Sp3:	101.83 (45)		
				Int4: 2:02.05 (6)	I4-I5: 12.75 (23)	0.62					Sp4:	140.70 (16)		
				Int5: 2:14.80 (8)	I5-Fin: 18.56 (25)	0.82					Avg.:	105.16		
				Fin: 2:33.36 (9)		1.19	34.76							
9	1	POISSON David	FRA	Int1: 47.59 (6)	I1-I2: 16.53 (7)	0.40					Sp1:			
				Int2: 1:04.12 (3)	I2-I3: 24.20 (4)	0.26					Sp2:	79.50 (18)		
				Int3: 1:28.32 (3)	I3-I4: 33.93 (40)	0.23					Sp3:	103.29 (19)		
				Int4: 2:02.25 (10)	I4-I5: 12.88 (36)	0.82					Sp4:	139.91 (26)		
				Int5: 2:15.13 (12)	I5-Fin: 18.23 (5)	1.15					Avg.:	105.16		
				Fin: 2:33.36 (9)		1.19	34.76							
11	4	KUCERA John	CAN	Int1: 48.16 (30)	I1-I2: 16.58 (8)	0.97					Sp1:			
				Int2: 1:04.74 (20)	I2-I3: 24.43 (14)	0.88					Sp2:	80.30 (6)		
				Int3: 1:29.17 (19)	I3-I4: 33.11 (4)	1.08					Sp3:	102.56 (30)		
				Int4: 2:02.28 (11)	I4-I5: 12.71 (15)	0.85					Sp4:	139.57 (41)		
				Int5: 2:14.99 (10)	I5-Fin: 18.50 (22)	1.01					Avg.:	105.08		
				Fin: 2:33.49 (11)		1.32	38.53							
12	21	SULLIVAN Marco	USA	Int1: 47.59 (6)	I1-I2: 16.71 (20)	0.40					Sp1:			
				Int2: 1:04.30 (8)	I2-I3: 24.81 (51)	0.44					Sp2:	77.50 (45)		
				Int3: 1:29.11 (15)	I3-I4: 33.53 (13)	1.02					Sp3:	101.83 (45)		
				Int4: 2:02.64 (15)	I4-I5: 12.56 (8)	1.21					Sp4:	141.54 (7)		
				Int5: 2:15.20 (13)	I5-Fin: 18.48 (19)	1.22					Avg.:	104.95		
				Fin: 2:33.68 (12)		1.51	44.02							
13	43	DALCIN Pierre-Emmanuel	FRA	Int1: 47.73 (11)	I1-I2: 16.77 (27)	0.54					Sp1:			
				Int2: 1:04.50 (15)	I2-I3: 24.35 (10)	0.64					Sp2:	80.20 (8)		
				Int3: 1:28.85 (11)	I3-I4: 33.80 (29)	0.76					Sp3:	103.59 (11)		
				Int4: 2:02.65 (16)	I4-I5: 12.72 (17)	1.22					Sp4:	138.85 (54)		
				Int5: 2:15.37 (16)	I5-Fin: 18.36 (10)	1.39					Avg.:	104.91		
				Fin: 2:33.73 (13)		1.56	45.46							
14	6	MAIER Hermann	AUT	Int1: 47.59 (6)	I1-I2: 16.73 (23)	0.40					Sp1:			
				Int2: 1:04.32 (10)	I2-I3: 24.73 (40)	0.46					Sp2:	76.70 (57)		
				Int3: 1:29.05 (12)	I3-I4: 33.44 (11)	0.96					Sp3:	102.56 (30)		
				Int4: 2:02.49 (13)	I4-I5: 12.73 (20)	1.06					Sp4:	141.03 (12)		
				Int5: 2:15.22 (14)	I5-Fin: 18.53 (24)	1.24					Avg.:	104.90		
				Fin: 2:33.75 (14)		1.58	46.04							
15	20	SVINDAL Aksel Lund	NOR	Int1: 47.96 (20)	I1-I2: 16.58 (8)	0.77					Sp1:			
				Int2: 1:04.54 (17)	I2-I3: 24.19 (3)	0.68					Sp2:	79.60 (16)		
				Int3: 1:28.73 (8)	I3-I4: 33.81 (31)	0.64					Sp3:	103.74 (9)		
				Int4: 2:02.54 (14)	I4-I5: 12.82 (29)	1.11					Sp4:	139.59 (38)		
				Int5: 2:15.36 (15)	I5-Fin: 18.48 (19)	1.38					Avg.:	104.84		
				Fin: 2:33.84 (15)		1.67	48.63							
15	12	DEFAGO Didier	SUI	Int1: 48.18 (33)	I1-I2: 16.48 (5)	0.99					Sp1:			
				Int2: 1:04.66 (18)	I2-I3: 24.65 (33)	0.80					Sp2:	77.40 (49)		
				Int3: 1:29.31 (21)	I3-I4: 33.58 (16)	1.22					Sp3:	104.19 (6)		
				Int4: 2:02.89 (18)	I4-I5: 12.70 (14)	1.46					Sp4:	140.91 (14)		
				Int5: 2:15.59 (17)	I5-Fin: 18.25 (6)	1.61					Avg.:	104.84		
				Fin: 2:33.84 (15)		1.67	48.63							



**PERFORMANCE ANALYSIS 1 TRAINING 2**

Number of Competitors: 86

Rank	Bib	Name	Nation	Positions			Partials			Difference		Speed														
				Pos.	Time	Rank	Pos.	Time	Rank	Time	Dist(m)	Pos.	Km/h	Rank												
26	45	PERKO Rok	SLO	Int1: 47.66 (10)	Int2: 1:05.16 (31)	Int3: 1:29.99 (37)	Int4: 2:03.52 (31)	Int5: 2:16.26 (30)	Fin: 2:34.86 (26)	I1-I2: 17.50 (69)	I2-I3: 24.83 (52)	I3-I4: 33.53 (13)	I4-I5: 12.74 (22)	I5-Fin: 18.60 (30)	0.47	1.30	1.90	2.09	2.28	2.69	77.82	Sp1:	Sp2: 74.40 (77)	Sp3: 103.44 (15)	Sp4: 143.50 (1)	Avg.: 104.15
26	27	BERTRAND Yannick	FRA	Int1: 48.26 (35)	Int2: 1:04.98 (26)	Int3: 1:29.32 (23)	Int4: 2:02.98 (22)	Int5: 2:15.94 (23)	Fin: 2:34.86 (26)	I1-I2: 16.72 (22)	I2-I3: 24.34 (9)	I3-I4: 33.66 (21)	I4-I5: 12.96 (45)	I5-Fin: 18.92 (49)	1.07	1.12	1.23	1.55	1.96	2.69	77.82	Sp1:	Sp2: 79.10 (23)	Sp3: 103.59 (11)	Sp4: 139.30 (45)	Avg.: 104.15
28	36	ZURBRIGGEN Silvan	SUI	Int1: 47.83 (13)	Int2: 1:04.82 (23)	Int3: 1:29.23 (20)	Int4: 2:02.96 (21)	Int5: 2:16.00 (25)	Fin: 2:34.87 (28)	I1-I2: 16.99 (37)	I2-I3: 24.41 (13)	I3-I4: 33.73 (24)	I4-I5: 13.04 (51)	I5-Fin: 18.87 (45)	0.64	0.96	1.14	1.53	2.02	2.70	78.10	Sp1:	Sp2: 79.10 (23)	Sp3: 102.56 (30)	Sp4: 139.06 (48)	Avg.: 104.14
29	51	SPORN Andrej	SLO	Int1: 48.04 (24)	Int2: 1:05.16 (31)	Int3: 1:29.68 (31)	Int4: 2:03.70 (32)	Int5: 2:16.52 (33)	Fin: 2:34.91 (29)	I1-I2: 17.12 (47)	I2-I3: 24.52 (23)	I3-I4: 34.02 (46)	I4-I5: 12.82 (29)	I5-Fin: 18.39 (13)	0.85	1.30	1.59	2.27	2.54	2.74	79.24	Sp1:	Sp2: 76.60 (58)	Sp3: 100.84 (62)	Sp4: 141.34 (9)	Avg.: 104.11
30	30	NYMAN Steven	USA	Int1: 48.04 (24)	Int2: 1:04.66 (18)	Int3: 1:29.31 (21)	Int4: 2:03.09 (24)	Int5: 2:16.20 (28)	Fin: 2:35.03 (30)	I1-I2: 16.62 (13)	I2-I3: 24.65 (33)	I3-I4: 33.78 (28)	I4-I5: 13.11 (58)	I5-Fin: 18.83 (43)	0.85	0.80	1.22	1.66	2.22	2.86	82.65	Sp1:	Sp2: 77.50 (45)	Sp3: 102.20 (39)	Sp4: 138.03 (64)	Avg.: 104.03
31	55	ZRNCIC-DIM Natko	CRO	Int1: 48.31 (38)	Int2: 1:05.39 (40)	Int3: 1:29.51 (30)	Int4: 2:03.15 (25)	Int5: 2:16.14 (27)	Fin: 2:35.05 (31)	I1-I2: 17.08 (44)	I2-I3: 24.12 (1)	I3-I4: 33.64 (18)	I4-I5: 12.99 (47)	I5-Fin: 18.91 (48)	1.12	1.53	1.42	1.72	2.16	2.88	83.21	Sp1:	Sp2: 80.20 (8)	Sp3: 103.89 (8)	Sp4: 140.15 (23)	Avg.: 104.02
32	37	KEPPLER Stephan	GER	Int1: 48.36 (42)	Int2: 1:05.20 (34)	Int3: 1:29.87 (35)	Int4: 2:03.70 (32)	Int5: 2:16.50 (31)	Fin: 2:35.12 (32)	I1-I2: 16.84 (31)	I2-I3: 24.67 (35)	I3-I4: 33.83 (33)	I4-I5: 12.80 (27)	I5-Fin: 18.62 (32)	1.17	1.34	1.78	2.27	2.52	2.95	85.20	Sp1:	Sp2: 77.20 (54)	Sp3: 103.59 (11)	Sp4: 141.25 (11)	Avg.: 103.97
33	24	THEAUX Adrien	FRA	Int1: 48.76 (55)	Int2: 1:05.44 (42)	Int3: 1:29.89 (36)	Int4: 2:03.98 (40)	Int5: 2:16.77 (37)	Fin: 2:35.15 (33)	I1-I2: 16.68 (18)	I2-I3: 24.45 (18)	I3-I4: 34.09 (48)	I4-I5: 12.79 (26)	I5-Fin: 18.38 (12)	1.57	1.58	1.80	2.55	2.79	2.98	86.05	Sp1:	Sp2: 78.70 (29)	Sp3: 101.98 (42)	Sp4: 139.82 (28)	Avg.: 103.95
34	39	STRUGER Peter	AUT	Int1: 48.34 (40)	Int2: 1:04.98 (26)	Int3: 1:29.49 (28)	Int4: 2:03.44 (29)	Int5: 2:16.50 (31)	Fin: 2:35.20 (34)	I1-I2: 16.64 (15)	I2-I3: 24.51 (22)	I3-I4: 33.95 (41)	I4-I5: 13.06 (53)	I5-Fin: 18.70 (37)	1.15	1.12	1.40	2.01	2.52	3.03	87.46	Sp1:	Sp2: 79.40 (20)	Sp3: 102.27 (37)	Sp4: 139.17 (47)	Avg.: 103.92

## PERFORMANCE ANALYSIS 1 TRAINING 2

Number of Competitors: 86

Rank	Bib	Name	Nation	Positions			Partials			Difference		Speed		
				Pos.	Time	Rank	Pos.	Time	Rank	Time	Dist(m)	Pos.	Km/h	Rank
35	38	ALSTER Christoph	AUT	Int1:	48.61	(47)	I1-I2:	16.75	(26)	1.42		Sp1:		
				Int2:	1:05.36	(38)	I2-I3:	24.83	(52)	1.50		Sp2:	76.30	(62)
				Int3:	1:30.19	(43)	I3-I4:	33.70	(23)	2.10		Sp3:	101.98	(42)
				Int4:	2:03.89	(36)	I4-I5:	12.78	(25)	2.46		Sp4:	138.52	(58)
				Int5:	2:16.67	(36)	I5-Fin:	18.56	(25)	2.69				
				Fin:	2:35.23	(35)				3.06	88.31	Avg.:	103.90	
				36	70	FRANCIS Kevin	USA	Int1:	48.06	(27)	I1-I2:	17.02	(39)	0.87
Int2:	1:05.08	(30)	I2-I3:					24.62	(30)	1.22		Sp2:	78.10	(36)
Int3:	1:29.70	(33)	I3-I4:					34.03	(47)	1.61		Sp3:		
Int4:	2:03.73	(34)	I4-I5:					12.86	(34)	2.30		Sp4:	138.99	(50)
Int5:	2:16.59	(34)	I5-Fin:					18.80	(42)	2.61				
Fin:	2:35.39	(36)								3.22	92.83	Avg.:	103.79	
36	32	RAICH Benjamin	AUT					Int1:	48.52	(45)	I1-I2:	16.73	(23)	1.33
				Int2:	1:05.25	(35)	I2-I3:	24.74	(42)	1.39		Sp2:	79.00	(25)
				Int3:	1:29.99	(37)	I3-I4:	33.83	(33)	1.90		Sp3:	102.56	(30)
				Int4:	2:03.82	(35)	I4-I5:	12.95	(44)	2.39		Sp4:	139.85	(27)
				Int5:	2:16.77	(37)	I5-Fin:	18.62	(32)	2.79				
				Fin:	2:35.39	(36)				3.22	92.83	Avg.:	103.79	
				38	25	LANNING T J	USA	Int1:	48.69	(52)	I1-I2:	16.83	(30)	1.50
Int2:	1:05.52	(44)	I2-I3:					24.63	(31)	1.66		Sp2:	74.60	(75)
Int3:	1:30.15	(42)	I3-I4:					33.96	(42)	2.06		Sp3:	101.83	(45)
Int4:	2:04.11	(41)	I4-I5:					12.76	(24)	2.68		Sp4:	138.95	(51)
Int5:	2:16.87	(40)	I5-Fin:					18.76	(40)	2.89				
Fin:	2:35.63	(38)								3.46	99.60	Avg.:	103.63	
39	35	JAERBYN Patrik	SWE					Int1:	48.04	(24)	I1-I2:	17.30	(61)	0.85
				Int2:	1:05.34	(37)	I2-I3:	24.68	(36)	1.48		Sp2:	80.00	(12)
				Int3:	1:30.02	(39)	I3-I4:	33.91	(39)	1.93		Sp3:	103.44	(15)
				Int4:	2:03.93	(38)	I4-I5:	12.71	(15)	2.50		Sp4:	139.78	(31)
				Int5:	2:16.64	(35)	I5-Fin:	19.06	(56)	2.66				
				Fin:	2:35.70	(39)				3.53	101.57	Avg.:	103.58	
				40	26	BAUMANN Romed	AUT	Int1:	48.47	(43)	I1-I2:	17.07	(42)	1.28
Int2:	1:05.54	(45)	I2-I3:					24.59	(27)	1.68		Sp2:	75.80	(69)
Int3:	1:30.13	(40)	I3-I4:					34.17	(51)	2.04		Sp3:	100.98	(60)
Int4:	2:04.30	(42)	I4-I5:					12.91	(39)	2.87		Sp4:	138.26	(61)
Int5:	2:17.21	(42)	I5-Fin:					18.69	(36)	3.23				
Fin:	2:35.90	(40)								3.73	107.19	Avg.:	103.45	
41	67	STRODL Andreas	GER					Int1:	48.96	(60)	I1-I2:	16.91	(33)	1.77
				Int2:	1:05.87	(51)	I2-I3:	24.75	(46)	2.01		Sp2:	78.40	(32)
				Int3:	1:30.62	(48)	I3-I4:	33.83	(33)	2.53		Sp3:	101.69	(50)
				Int4:	2:04.45	(43)	I4-I5:	12.84	(33)	3.02		Sp4:	139.46	(43)
				Int5:	2:17.29	(44)	I5-Fin:	18.65	(34)	3.31				
				Fin:	2:35.94	(41)				3.77	108.31	Avg.:	103.42	
				42	2	HUDEC Jan	CAN	Int1:	47.58	(5)	I1-I2:	17.23	(53)	0.39
Int2:	1:04.81	(22)	I2-I3:					24.57	(25)	0.95		Sp2:	79.60	(16)
Int3:	1:29.38	(25)	I3-I4:					34.51	(63)	1.29		Sp3:	103.29	(19)
Int4:	2:03.89	(36)	I4-I5:					13.21	(66)	2.46		Sp4:	137.65	(69)
Int5:	2:17.10	(41)	I5-Fin:					18.95	(51)	3.12				
Fin:	2:36.05	(42)								3.88	111.39	Avg.:	103.35	
43	23	MACARTNEY Scott	USA					Int1:	48.14	(29)	I1-I2:	17.93	(80)	0.95
				Int2:	1:06.07	(56)	I2-I3:	24.85	(56)	2.21		Sp2:	77.00	(56)
				Int3:	1:30.92	(56)	I3-I4:	33.74	(25)	2.83		Sp3:	103.15	(22)
				Int4:	2:04.66	(45)	I4-I5:	12.61	(11)	3.23		Sp4:	141.28	(10)
				Int5:	2:17.27	(43)	I5-Fin:	18.79	(41)	3.29				
				Fin:	2:36.06	(43)				3.89	111.67	Avg.:	103.34	

## PERFORMANCE ANALYSIS 1 TRAINING 2

Number of Competitors: 86

Rank	Bib	Name	Nation	Positions			Partials			Difference		Speed														
				Pos.	Time	Rank	Pos.	Time	Rank	Time	Dist(m)	Pos.	Km/h	Rank												
44	54	KUENG Patrick	SUI	Int1: 48.60 (46)	Int2: 1:05.86 (50)	Int3: 1:30.83 (55)	Int4: 2:04.67 (47)	Int5: 2:17.74 (47)	Fin: 2:36.31 (44)	I1-I2: 17.26 (58)	I2-I3: 24.97 (62)	I3-I4: 33.84 (37)	I4-I5: 13.07 (54)	I5-Fin: 18.57 (28)	1.41	2.00	2.74	3.24	3.76	4.14	118.66	Sp1:	Sp2: 77.40 (49)	Sp3: 102.41 (35)	Sp4: 139.59 (40)	Avg.: 103.18
45	58	STRODL Peter	GER	Int1: 48.64 (49)	Int2: 1:05.55 (46)	Int3: 1:30.47 (45)	Int4: 2:04.73 (48)	Int5: 2:17.75 (48)	Fin: 2:36.46 (45)	I1-I2: 16.91 (33)	I2-I3: 24.92 (59)	I3-I4: 34.26 (54)	I4-I5: 13.02 (50)	I5-Fin: 18.71 (38)	1.45	1.69	2.38	3.30	3.77	4.29	122.84	Sp1:	Sp2: 78.00 (40)	Sp3: 100.84 (62)	Sp4: 138.05 (63)	Avg.: 103.08
46	61	WEIBRECHT Andrew	USA	Int1: 49.08 (65)	Int2: 1:06.33 (61)	Int3: 1:31.19 (59)	Int4: 2:05.20 (56)	Int5: 2:18.02 (52)	Fin: 2:36.50 (46)	I1-I2: 17.25 (56)	I2-I3: 24.86 (57)	I3-I4: 34.01 (44)	I4-I5: 12.82 (29)	I5-Fin: 18.48 (19)	1.89	2.47	3.10	3.77	4.04	4.33	123.95	Sp1:	Sp2: 75.00 (72)	Sp3: 100.84 (62)	Sp4: 139.60 (36)	Avg.: 103.05
47	72	RAINER Niklas	SWE	Int1: 48.99 (62)	Int2: 1:05.78 (48)	Int3: 1:30.53 (47)	Int4: 2:04.66 (45)	Int5: 2:17.60 (45)	Fin: 2:36.65 (47)	I1-I2: 16.79 (28)	I2-I3: 24.75 (46)	I3-I4: 34.13 (49)	I4-I5: 12.94 (43)	I5-Fin: 19.05 (55)	1.80	1.92	2.44	3.23	3.62	4.48	128.12	Sp1:	Sp2: 78.20 (35)	Sp3: 101.83 (45)	Sp4: 137.37 (72)	Avg.: 102.96
48	68	PUCHNER Joachim	AUT	Int1: 48.66 (51)	Int2: 1:05.84 (49)	Int3: 1:30.74 (53)	Int4: 2:04.97 (52)	Int5: 2:17.90 (51)	Fin: 2:36.73 (48)	I1-I2: 17.18 (50)	I2-I3: 24.90 (58)	I3-I4: 34.23 (53)	I4-I5: 12.93 (41)	I5-Fin: 18.83 (43)	1.47	1.98	2.65	3.54	3.92	4.56	130.34	Sp1:	Sp2: 77.40 (49)	Sp3: 101.26 (57)	Sp4: 140.23 (22)	Avg.: 102.90
49	28	OLSSON Hans	SWE	Int1: 48.31 (38)	Int2: 1:05.74 (47)	Int3: 1:30.48 (46)	Int4: 2:04.82 (50)	Int5: 2:18.05 (53)	Fin: 2:36.79 (49)	I1-I2: 17.43 (65)	I2-I3: 24.74 (42)	I3-I4: 34.34 (58)	I4-I5: 13.23 (70)	I5-Fin: 18.74 (39)	1.12	1.88	2.39	3.39	4.07	4.62	132.01	Sp1:	Sp2: 77.30 (52)	Sp3: 101.26 (57)	Sp4: 137.70 (68)	Avg.: 102.86
50	59	GLEBOV Alek	SLO	Int1: 48.63 (48)	Int2: 1:06.61 (67)	Int3: 1:31.07 (57)	Int4: 2:04.90 (51)	Int5: 2:17.80 (49)	Fin: 2:36.92 (50)	I1-I2: 17.98 (81)	I2-I3: 24.46 (19)	I3-I4: 33.83 (33)	I4-I5: 12.90 (38)	I5-Fin: 19.12 (59)	1.44	2.75	2.98	3.47	3.82	4.75	135.61	Sp1:	Sp2: 78.60 (30)	Sp3: 102.56 (30)	Sp4: 141.37 (8)	Avg.: 102.78
51	41	STECHERT Tobias	GER	Int1: 48.30 (37)	Int2: 1:05.37 (39)	Int3: 1:30.36 (44)	Int4: 2:04.56 (44)	Int5: 2:17.63 (46)	Fin: 2:37.06 (51)	I1-I2: 17.07 (42)	I2-I3: 24.99 (64)	I3-I4: 34.20 (52)	I4-I5: 13.07 (54)	I5-Fin: 19.43 (71)	1.11	1.51	2.27	3.13	3.65	4.89	139.48	Sp1:	Sp2: 73.60 (79)	Sp3: 101.69 (50)	Sp4: 138.32 (60)	Avg.: 102.69
52	66	HELIE Louis-Pierre	CAN	Int1: 48.34 (40)	Int2: 1:05.88 (52)	Int3: 1:31.18 (58)	Int4: 2:05.60 (58)	Int5: 2:18.13 (55)	Fin: 2:37.07 (52)	I1-I2: 17.54 (71)	I2-I3: 25.30 (74)	I3-I4: 34.42 (61)	I4-I5: 12.53 (4)	I5-Fin: 18.94 (50)	1.15	2.02	3.09	4.17	4.15	4.90	139.76	Sp1:	Sp2: 71.60 (83)	Sp3: 100.41 (68)	Sp4: 139.81 (29)	Avg.: 102.68

**PERFORMANCE ANALYSIS 1 TRAINING 2**

Number of Competitors: 86

Rank	Bib	Name	Nation	Positions			Partials			Difference		Speed														
				Pos.	Time	Rank	Pos.	Time	Rank	Time	Dist(m)	Pos.	Km/h	Rank												
53	40	FAYED Guillermo	FRA	Int1: 48.77 (56)	Int2: 1:06.09 (57)	Int3: 1:30.69 (49)	Int4: 2:05.02 (53)	Int5: 2:18.11 (54)	Fin: 2:37.38 (53)	I1-I2: 17.32 (63)	I2-I3: 24.60 (28)	I3-I4: 34.33 (57)	I4-I5: 13.09 (57)	I5-Fin: 19.27 (64)	1.58	2.23	2.60	3.59	4.13	5.21	148.31	Sp1:	Sp2: 78.40 (32)	Sp3: 102.12 (40)	Sp4: 139.04 (49)	Avg.: 102.48
54	49	FRIEDMAN Bryon	USA	Int1: 48.22 (34)	Int2: 1:05.45 (43)	Int3: 1:30.14 (41)	Int4: 2:03.95 (39)	Int5: 2:16.86 (39)	Fin: 2:37.40 (54)	I1-I2: 17.23 (53)	I2-I3: 24.69 (38)	I3-I4: 33.81 (31)	I4-I5: 12.91 (39)	I5-Fin: 20.54 (81)	1.03	1.59	2.05	2.52	2.88	5.23	148.86	Sp1:	Sp2: 79.90 (14)	Sp3: 103.44 (15)	Sp4: 141.73 (5)	Avg.: 102.47
55	71	KRIZAJ Andrej	SLO	Int1: 48.73 (54)	Int2: 1:05.98 (54)	Int3: 1:30.73 (52)	Int4: 2:05.18 (55)	Int5: 2:18.32 (57)	Fin: 2:37.57 (55)	I1-I2: 17.25 (56)	I2-I3: 24.75 (46)	I3-I4: 34.45 (62)	I4-I5: 13.14 (62)	I5-Fin: 19.25 (63)	1.54	2.12	2.64	3.75	4.34	5.40	153.53	Sp1:	Sp2: 77.50 (45)	Sp3: 101.69 (50)	Sp4: 137.32 (73)	Avg.: 102.35
56	60	PARIS Dominik	ITA	Int1: 48.80 (57)	Int2: 1:06.11 (58)	Int3: 1:30.72 (50)	Int4: 2:05.24 (57)	Int5: 2:18.35 (58)	Fin: 2:37.67 (56)	I1-I2: 17.31 (62)	I2-I3: 24.61 (29)	I3-I4: 34.52 (64)	I4-I5: 13.11 (58)	I5-Fin: 19.32 (66)	1.61	2.25	2.63	3.81	4.37	5.50	156.28	Sp1:	Sp2: 77.50 (45)	Sp3: 103.00 (25)	Sp4: 138.38 (59)	Avg.: 102.29
57	53	ZAHROBSKY Petr	CZE	Int1: 49.15 (66)	Int2: 1:06.24 (60)	Int3: 1:31.28 (60)	Int4: 2:05.66 (59)	Int5: 2:18.77 (59)	Fin: 2:37.79 (57)	I1-I2: 17.09 (45)	I2-I3: 25.04 (66)	I3-I4: 34.38 (60)	I4-I5: 13.11 (58)	I5-Fin: 19.02 (53)	1.96	2.38	3.19	4.23	4.79	5.62	159.56	Sp1:	Sp2: 76.20 (63)	Sp3: 98.90 (78)	Sp4: 140.67 (17)	Avg.: 102.21
58	80	BRAUER Jono	AUS	Int1: 49.37 (69)	Int2: 1:06.33 (61)	Int3: 1:31.46 (62)	Int4: 2:06.03 (60)	Int5: 2:19.21 (61)	Fin: 2:38.23 (58)	I1-I2: 16.96 (35)	I2-I3: 25.13 (69)	I3-I4: 34.57 (67)	I4-I5: 13.18 (63)	I5-Fin: 19.02 (53)	2.18	2.47	3.37	4.60	5.23	6.06	171.58	Sp1:	Sp2: 75.90 (68)	Sp3: 98.36 (81)	Sp4: 137.63 (70)	Avg.: 101.93
59	48	TRANSUE Jeremy	USA	Int1: 48.70 (53)	Int2: 1:06.75 (69)	Int3: 1:31.48 (64)	Int4: 2:06.25 (65)	Int5: 2:19.44 (63)	Fin: 2:38.65 (59)	I1-I2: 18.05 (82)	I2-I3: 24.73 (40)	I3-I4: 34.77 (73)	I4-I5: 13.19 (64)	I5-Fin: 19.21 (61)	1.51	2.89	3.39	4.82	5.46	6.48	182.98	Sp1:	Sp2: 80.50 (5)	Sp3: 102.12 (40)	Sp4: 137.82 (67)	Avg.: 101.66
60	77	MARKIC Gasper	SLO	Int1: 48.17 (31)	Int2: 1:06.36 (63)	Int3: 1:31.53 (66)	Int4: 2:06.09 (62)	Int5: 2:19.35 (62)	Fin: 2:38.74 (60)	I1-I2: 18.19 (84)	I2-I3: 25.17 (70)	I3-I4: 34.56 (66)	I4-I5: 13.26 (71)	I5-Fin: 19.39 (70)	0.98	2.50	3.44	4.66	5.37	6.57	185.42	Sp1:	Sp2: 75.00 (72)	Sp3: 102.71 (27)	Sp4: 139.69 (34)	Avg.: 101.60
61	52	HOFER Elmar	ITA	Int1: 48.64 (49)	Int2: 1:05.43 (41)	Int3: 1:30.81 (54)	Int4: 2:05.16 (54)	Int5: 2:18.21 (56)	Fin: 2:38.91 (61)	I1-I2: 16.79 (28)	I2-I3: 25.38 (76)	I3-I4: 34.35 (59)	I4-I5: 13.05 (52)	I5-Fin: 20.70 (84)	1.45	1.57	2.72	3.73	4.23	6.74	190.01	Sp1:	Sp2: 76.10 (67)	Sp3: 101.55 (54)	Sp4: 138.88 (52)	Avg.: 101.49

**PERFORMANCE ANALYSIS 1 TRAINING 2**

Number of Competitors: 86

Rank	Bib	Name	Nation	Positions			Partials			Difference		Speed		
				Pos.	Time	Rank	Pos.	Time	Rank	Time	Dist(m)	Pos.	Km/h	Rank
62	84	SIROKI Tin	CRO	Int1: 49.02 (63)			I1-I2: 17.69 (74)			1.83		Sp1:		
				Int2: 1:06.71 (68)			I2-I3: 24.75 (46)			2.85		Sp2:	78.10 (36)	
				Int3: 1:31.46 (62)			I3-I4: 34.78 (74)			3.37		Sp3:	99.58 (72)	
				Int4: 2:06.24 (64)			I4-I5: 13.39 (77)			4.81		Sp4:	137.98 (65)	
				Int5: 2:19.63 (64)			I5-Fin: 19.35 (68)			5.65				
				Fin: 2:38.98 (62)						6.81	191.90	Avg.:	101.45	
63	75	WAGNER Hannes	GER	Int1: 49.02 (63)			I1-I2: 17.13 (48)			1.83		Sp1:		
				Int2: 1:06.15 (59)			I2-I3: 25.18 (71)			2.29		Sp2:	75.60 (70)	
				Int3: 1:31.33 (61)			I3-I4: 34.86 (75)			3.24		Sp3:	100.69 (66)	
				Int4: 2:06.19 (63)			I4-I5: 13.50 (79)			4.76		Sp4:	136.41 (79)	
				Int5: 2:19.69 (65)			I5-Fin: 19.33 (67)			5.71				
				Fin: 2:39.02 (63)						6.85	192.98	Avg.:	101.42	
64	74	NELLA Tyler	CAN	Int1: 48.80 (57)			I1-I2: 17.24 (55)			1.61		Sp1:		
				Int2: 1:06.04 (55)			I2-I3: 25.73 (83)			2.18		Sp2:	67.60 (86)	
				Int3: 1:31.77 (67)			I3-I4: 34.28 (55)			3.68		Sp3:	98.63 (79)	
				Int4: 2:06.05 (61)			I4-I5: 13.13 (61)			4.62		Sp4:	139.59 (37)	
				Int5: 2:19.18 (60)			I5-Fin: 19.85 (79)			5.20				
				Fin: 2:39.03 (64)						6.86	193.25	Avg.:	101.41	
65	73	BOURGEAT Pierrick	FRA	Int1: 49.29 (68)			I1-I2: 17.29 (60)			2.10		Sp1:		
				Int2: 1:06.58 (66)			I2-I3: 25.25 (73)			2.72		Sp2:	76.20 (63)	
				Int3: 1:31.83 (68)			I3-I4: 35.03 (77)			3.74		Sp3:	99.44 (74)	
				Int4: 2:06.86 (66)			I4-I5: 13.21 (66)			5.43		Sp4:	136.94 (75)	
				Int5: 2:20.07 (66)			I5-Fin: 19.20 (60)			6.09				
				Fin: 2:39.27 (65)						7.10	199.71	Avg.:	101.26	
66	76	FRISCH Jeffrey	CAN	Int1: 48.98 (61)			I1-I2: 17.43 (65)			1.79		Sp1:		
				Int2: 1:06.41 (65)			I2-I3: 25.62 (82)			2.55		Sp2:	70.00 (84)	
				Int3: 1:32.03 (69)			I3-I4: 34.98 (76)			3.94		Sp3:	98.63 (79)	
				Int4: 2:07.01 (67)			I4-I5: 13.30 (72)			5.58		Sp4:	136.80 (76)	
				Int5: 2:20.31 (67)			I5-Fin: 19.77 (78)			6.33				
				Fin: 2:40.08 (66)						7.91	221.37	Avg.:	100.75	
67	88	KRYZL Krystof	CZE	Int1: 50.15 (73)			I1-I2: 17.71 (75)			2.96		Sp1:		
				Int2: 1:07.86 (73)			I2-I3: 25.30 (74)			4.00		Sp2:	75.60 (70)	
				Int3: 1:33.16 (73)			I3-I4: 34.63 (69)			5.07		Sp3:	100.98 (60)	
				Int4: 2:07.79 (69)			I4-I5: 13.21 (66)			6.36		Sp4:	136.68 (78)	
				Int5: 2:21.00 (69)			I5-Fin: 19.23 (62)			7.02				
				Fin: 2:40.23 (67)						8.06	225.36	Avg.:	100.66	
68	87	ERICSSON Daniel	SWE	Int1: 49.66 (70)			I1-I2: 17.44 (67)			2.47		Sp1:		
				Int2: 1:07.10 (70)			I2-I3: 25.49 (79)			3.24		Sp2:	76.60 (58)	
				Int3: 1:32.59 (70)			I3-I4: 34.72 (72)			4.50		Sp3:	99.86 (71)	
				Int4: 2:07.31 (68)			I4-I5: 13.51 (80)			5.88		Sp4:	136.12 (81)	
				Int5: 2:20.82 (68)			I5-Fin: 19.54 (75)			6.84				
				Fin: 2:40.36 (68)						8.19	228.81	Avg.:	100.57	
69	62	GISIN Marc	SUI	Int1: 51.29 (76)			I1-I2: 17.83 (78)			4.10		Sp1:		
				Int2: 1:09.12 (76)			I2-I3: 25.04 (66)			5.26		Sp2:	77.10 (55)	
				Int3: 1:34.16 (75)			I3-I4: 34.14 (50)			6.07		Sp3:	103.00 (25)	
				Int4: 2:08.30 (71)			I4-I5: 13.20 (65)			6.87		Sp4:	140.45 (19)	
				Int5: 2:21.50 (71)			I5-Fin: 18.97 (52)			7.52				
				Fin: 2:40.47 (69)						8.30	231.72	Avg.:	100.50	
70	83	DRAKE Edward	GBR	Int1: 49.68 (71)			I1-I2: 17.53 (70)			2.49		Sp1:		
				Int2: 1:07.21 (71)			I2-I3: 25.54 (80)			3.35		Sp2:	73.30 (80)	
				Int3: 1:32.75 (71)			I3-I4: 35.11 (79)			4.66		Sp3:	99.31 (75)	
				Int4: 2:07.86 (70)			I4-I5: 13.35 (76)			6.43		Sp4:	137.24 (74)	
				Int5: 2:21.21 (70)			I5-Fin: 19.31 (65)			7.23				
				Fin: 2:40.52 (70)						8.35	233.04	Avg.:	100.47	

**PERFORMANCE ANALYSIS 1 TRAINING 2**

Number of Competitors: 86

Rank	Bib	Name	Nation	Positions			Partials			Difference		Speed											
				Pos.	Time	Rank	Pos.	Time	Rank	Time	Dist(m)	Pos.	Km/h	Rank									
71	86	CRAWFORD Douglas	GBR	Int1: 50.11 (72)	Int2: 1:07.53 (72)	Int3: 1:32.99 (72)	Int4: 2:08.31 (72)	Int5: 2:21.76 (72)	Fin: 2:41.24 (71)	I1-I2: 17.42 (64)	I2-I3: 25.46 (78)	I3-I4: 35.32 (81)	I4-I5: 13.45 (78)	I5-Fin: 19.48 (72)	2.92		252.01	9.07	Sp1:	Sp2: 71.80 (82)	Sp3: 99.03 (76)	Sp4: 136.02 (82)	Avg.: 100.02
72	95	VILETTA Sandro	SUI	Int1: 51.72 (78)	Int2: 1:09.17 (77)	Int3: 1:34.19 (76)	Int4: 2:08.73 (73)	Int5: 2:22.03 (73)	Fin: 2:41.54 (72)	I1-I2: 17.45 (68)	I2-I3: 25.02 (65)	I3-I4: 34.54 (65)	I4-I5: 13.30 (72)	I5-Fin: 19.51 (73)	4.53		259.86	9.37	Sp1:	Sp2: 78.80 (26)	Sp3: 101.98 (42)	Sp4: 138.80 (55)	Avg.: 99.84
73	94	VRABLIK Martin	CZE	Int1: 50.46 (74)	Int2: 1:08.26 (74)	Int3: 1:33.84 (74)	Int4: 2:08.88 (74)	Int5: 2:22.18 (74)	Fin: 2:41.71 (73)	I1-I2: 17.80 (76)	I2-I3: 25.58 (81)	I3-I4: 35.04 (78)	I4-I5: 13.30 (72)	I5-Fin: 19.53 (74)	3.27		264.30	9.54	Sp1:	Sp2: 73.70 (78)	Sp3: 99.03 (76)	Sp4: 137.58 (71)	Avg.: 99.73
74	50	FISHER Erik	USA	Int1: 48.90 (59)	Int2: 1:05.88 (52)	Int3: 1:30.72 (50)	Int4: 2:04.73 (48)	Int5: 2:17.81 (50)	Fin: 2:41.88 (74)	I1-I2: 16.98 (36)	I2-I3: 24.84 (55)	I3-I4: 34.01 (44)	I4-I5: 13.08 (56)	I5-Fin: 24.07 (85)	1.71		268.72	9.71	Sp1:	Sp2: 76.60 (58)	Sp3: 101.26 (57)	Sp4: 138.86 (53)	Avg.: 99.63
75	81	BYGGMARK Jens	SWE	Int1: 51.57 (77)	Int2: 1:09.42 (78)	Int3: 1:34.86 (78)	Int4: 2:09.44 (75)	Int5: 2:23.10 (75)	Fin: 2:42.84 (75)	I1-I2: 17.85 (79)	I2-I3: 25.44 (77)	I3-I4: 34.58 (68)	I4-I5: 13.66 (82)	I5-Fin: 19.74 (77)	4.38		293.55	10.67	Sp1:	Sp2: 76.20 (63)	Sp3: 99.58 (72)	Sp4: 136.69 (77)	Avg.: 99.04
76	96	VAN BUYNDER Frederik	BEL	Int1: 50.94 (75)	Int2: 1:08.75 (75)	Int3: 1:34.49 (77)	Int4: 2:09.85 (76)	Int5: 2:23.65 (76)	Fin: 2:43.31 (76)	I1-I2: 17.81 (77)	I2-I3: 25.74 (84)	I3-I4: 35.36 (82)	I4-I5: 13.80 (83)	I5-Fin: 19.66 (76)	3.75		305.60	11.14	Sp1:	Sp2: 76.50 (61)	Sp3: 97.56 (82)	Sp4: 133.56 (85)	Avg.: 98.76
77	82	MERMILLOD BLONDIN T.	FRA	Int1: 54.49 (82)	Int2: 1:12.17 (81)	Int3: 1:37.15 (80)	Int4: 2:11.83 (78)	Int5: 2:24.81 (78)	Fin: 2:43.71 (77)	I1-I2: 17.68 (73)	I2-I3: 24.98 (63)	I3-I4: 34.68 (71)	I4-I5: 12.98 (46)	I5-Fin: 18.90 (47)	7.30		315.80	11.54	Sp1:	Sp2: 75.00 (72)	Sp3: 100.69 (66)	Sp4: 138.14 (62)	Avg.: 98.52
78	90	SIMARI BIRKNER C.	ARG	Int1: 52.18 (80)	Int2: 1:09.83 (79)	Int3: 1:35.04 (79)	Int4: 2:10.25 (77)	Int5: 2:23.88 (77)	Fin: 2:43.74 (78)	I1-I2: 17.65 (72)	I2-I3: 25.21 (72)	I3-I4: 35.21 (80)	I4-I5: 13.63 (81)	I5-Fin: 19.86 (80)	4.99		316.56	11.57	Sp1:	Sp2: 78.00 (40)	Sp3: 100.84 (62)	Sp4: 136.15 (80)	Avg.: 98.50
79	69	PAQUIN Pierre	FRA	Int1: 55.83 (83)	Int2: 1:13.02 (83)	Int3: 1:37.71 (82)	Int4: 2:12.01 (79)	Int5: 2:25.22 (79)	Fin: 2:44.29 (79)	I1-I2: 17.19 (51)	I2-I3: 24.69 (38)	I3-I4: 34.30 (56)	I4-I5: 13.21 (66)	I5-Fin: 19.07 (57)	8.64		330.50	12.12	Sp1:	Sp2: 77.70 (42)	Sp3: 101.40 (56)	Sp4: 139.97 (25)	Avg.: 98.17



**PERFORMANCE ANALYSIS 1 TRAINING 2**

Number of Competitors: 86

Rank	Bib	Name	Nation	Positions			Partials			Difference		Speed		
				Pos.	Time	Rank	Pos.	Time	Rank	Time	Dist(m)	Pos.	Km/h	Rank
80	33	GRANGE Jean-Baptiste	FRA	Int1:	56.89 (85)		I1-I2:	17.26 (58)	9.70		Sp1:			
				Int2:	1:14.15 (84)		I2-I3:	24.68 (36)	10.29		Sp2:	80.20 (8)		
				Int3:	1:38.83 (83)		I3-I4:	33.98 (43)	10.74		Sp3:	102.71 (27)		
				Int4:	2:12.81 (80)		I4-I5:	13.01 (49)	11.38		Sp4:	138.65 (57)		
				Int5:	2:25.82 (80)		I5-Fin:	18.57 (28)	11.84					
				Fin:	2:44.39 (80)				12.22	333.02	Avg.:	98.11		
81	34	LIZEROUX Julien	FRA	Int1:	57.32 (86)		I1-I2:	17.16 (49)	10.13		Sp1:			
				Int2:	1:14.48 (85)		I2-I3:	24.80 (50)	10.62		Sp2:	76.20 (63)		
				Int3:	1:39.28 (85)		I3-I4:	33.88 (38)	11.19		Sp3:	102.27 (37)		
				Int4:	2:13.16 (81)		I4-I5:	12.88 (36)	11.73		Sp4:	140.63 (18)		
				Int5:	2:26.04 (81)		I5-Fin:	18.60 (30)	12.06					
				Fin:	2:44.64 (81)				12.47	339.32	Avg.:	97.96		
82	92	MYHRER Andre	SWE	Int1:	56.43 (84)		I1-I2:	18.12 (83)	9.24		Sp1:			
				Int2:	1:14.55 (86)		I2-I3:	24.94 (60)	10.69		Sp2:	77.60 (44)		
				Int3:	1:39.49 (86)		I3-I4:	34.67 (70)	11.40		Sp3:	100.41 (68)		
				Int4:	2:14.16 (82)		I4-I5:	13.31 (75)	12.73		Sp4:	135.86 (83)		
				Int5:	2:27.47 (82)		I5-Fin:	19.07 (57)	13.49					
				Fin:	2:46.54 (82)				14.37	386.56	Avg.:	96.84		
83	89	GEORGIEV Stefan	BUL	Int1:	52.13 (79)		I1-I2:	18.21 (85)	4.94		Sp1:			
				Int2:	1:10.34 (80)		I2-I3:	27.13 (86)	6.48		Sp2:	68.40 (85)		
				Int3:	1:37.47 (81)		I3-I4:	37.02 (84)	9.38		Sp3:	94.11 (83)		
				Int4:	2:14.49 (83)		I4-I5:	14.07 (84)	13.06		Sp4:	134.47 (84)		
				Int5:	2:28.56 (83)		I5-Fin:	20.61 (83)	14.58					
				Fin:	2:49.17 (83)				17.00	450.20	Avg.:	95.34		
84	91	GEORGIEV Georgi	BUL	Int1:	53.77 (81)		I1-I2:	18.78 (86)	6.58		Sp1:			
				Int2:	1:12.55 (82)		I2-I3:	26.44 (85)	8.69		Sp2:	72.70 (81)		
				Int3:	1:38.99 (84)		I3-I4:	36.53 (83)	10.90		Sp3:	94.11 (83)		
				Int4:	2:15.52 (84)		I4-I5:	14.17 (85)	14.09		Sp4:	131.49 (86)		
				Int5:	2:29.69 (84)		I5-Fin:	20.58 (82)	15.71					
				Fin:	2:50.27 (84)				18.10	476.23	Avg.:	94.72		
85	65	KLOTZ Siegmard	ITA	Int1:	49.27 (67)		I1-I2:	17.11 (46)	2.08		Sp1:			
				Int2:	1:06.38 (64)		I2-I3:	25.12 (68)	2.52		Sp2:	74.60 (75)		
				Int3:	1:31.50 (65)		I3-I4:	2:38.03 (85)	3.41		Sp3:	101.69 (50)		
				Int4:	4:09.53 (85)		I4-I5:		2:08.10		Sp4:	139.49 (42)		
				Int5:			I5-Fin:							
				Fin:	4:40.89 (85)				2:08.72	2052.99	Avg.:	57.42		
86	17	CUCHE Didier	SUI	Int1:	47.19 (1)		I1-I2:	16.67 (17)	0.00		Sp1:			
				Int2:	1:03.86 (1)		I2-I3:	24.23 (5)	0.00		Sp2:	81.10 (4)		
				Int3:	1:28.09 (1)		I3-I4:	3:07.95 (86)	0.00		Sp3:	103.74 (9)		
				Int4:	4:36.04 (86)		I4-I5:	12.30 (1)	2:34.61		Sp4:	142.32 (3)		
				Int5:	4:48.34 (85)		I5-Fin:	17.84 (1)	2:34.36					
				Fin:	5:06.18 (86)				2:34.01	2253.46	Avg.:	52.67		

**LEGEND**

<b>Pos</b>	Intermediate or Speed Position	<b>Int2:</b>	Intermediate 2	<b>Int5:</b>	Intermediate 5	<b>Sp3:</b>	Speed Trap 3
<b>Avg.</b>	Average Speed for the race	<b>Int3:</b>	Intermediate 3	<b>Sp1:</b>	Speed Trap 1	<b>Sp4:</b>	Speed Trap 4
<b>Dist(m)</b>	Distance behind the first	<b>Int4:</b>	Intermediate 4	<b>Sp2:</b>	Speed Trap 2	<b>Fin:</b>	Finish
<b>Int1:</b>	Intermediate 1						

**Wengen**

JUNGFRAUJOCH



SWISSSKI

16.–18. JANUAR 2009



swisscom

SRG SSR idée suisse



helvetia

OCHSNER  
SPORT

RE/MAX

infront  
SPORTS & MEDIA

AUDI FIS SKI WORLD CUP 2008/09



Wengen (SUI)




5th MEN'S DOWNHILL

THU 15 JAN 2009

## PERFORMANCE ANALYSIS 2 TRAINING 2

Number of Competitors: 96

Bib	Name	Nation	Positions			Partials			Difference		Speed															
			Pos.	Time	Rank	Pos.	Time	Rank	Time	Dist(m)	Pos.	Km/h	Rank													
1	POISSON David	FRA	Int1: 47.59 (7)	Int2: 1:04.12 (4)	Int3: 1:28.32 (3)	Int4: 2:02.25 (11)	Int5: 2:15.13 (12)	Fin: 2:33.36 (9)	11-12: 16.53 (7)	12-13: 24.20 (4)	13-14: 33.93 (41)	14-15: 12.88 (36)	15-Fin: 18.23 (5)	0.52		0.26	0.23	0.82	1.15	1.19	34.76	Sp1: 79.50 (18)	Sp2: 103.29 (20)	Sp3: 139.91 (28)	Avg.: 105.16	
2	HUDEEC Jan	CAN	Int1: 47.58 (6)	Int2: 1:04.81 (23)	Int3: 1:29.38 (26)	Int4: 2:03.89 (37)	Int5: 2:17.10 (41)	Fin: 2:36.05 (42)	11-12: 17.23 (55)	12-13: 24.57 (25)	13-14: 34.51 (65)	14-15: 13.21 (66)	15-Fin: 18.95 (51)	0.51		0.95	1.29	2.46	3.12	3.88	111.39		Sp1: 79.60 (16)	Sp2: 103.29 (20)	Sp3: 137.65 (71)	Avg.: 103.35
3	ALBRECHT Daniel	SUI	Int1: 47.93 (20)	Int2: 1:04.36 (12)	Int3: 1:28.79 (10)	Int4: 2:02.00 (6)	Int5: 2:14.45 (3)	Fin: 2:32.81 (4)	11-12: 16.43 (3)	12-13: 24.43 (14)	13-14: 33.21 (7)	14-15: 12.45 (2)	15-Fin: 18.36 (10)	0.86		0.50	0.70	0.57	0.47	0.64	18.76		Sp1: 78.10 (37)	Sp2: 103.59 (12)	Sp3: 141.72 (7)	Avg.: 105.54
4	KUCERA John	CAN	Int1: 48.16 (31)	Int2: 1:04.74 (21)	Int3: 1:29.17 (20)	Int4: 2:02.28 (12)	Int5: 2:14.99 (10)	Fin: 2:33.49 (11)	11-12: 16.58 (8)	12-13: 24.43 (14)	13-14: 33.11 (5)	14-15: 12.71 (15)	15-Fin: 18.50 (22)	1.09		0.88	1.08	0.85	1.01	1.32	38.53		Sp1: 80.30 (6)	Sp2: 102.56 (31)	Sp3: 139.57 (43)	Avg.: 105.08
5	JANKA Carlo	SUI	Int1: 48.01 (23)	Int2: 1:04.17 (6)	Int3: 1:29.13 (17)	Int4: 2:02.05 (7)	Int5: 2:14.80 (8)	Fin: 2:33.36 (9)	11-12: 16.16 (1)	12-13: 24.96 (62)	13-14: 32.92 (2)	14-15: 12.75 (23)	15-Fin: 18.56 (25)	0.94		0.31	1.04	0.62	0.82	1.19	34.76		Sp1: 78.10 (37)	Sp2: 101.83 (46)	Sp3: 140.70 (18)	Avg.: 105.16
6	MAIER Hermann	AUT	Int1: 47.59 (7)	Int2: 1:04.32 (11)	Int3: 1:29.05 (13)	Int4: 2:02.49 (14)	Int5: 2:15.22 (14)	Fin: 2:33.75 (14)	11-12: 16.73 (23)	12-13: 24.73 (41)	13-14: 33.44 (12)	14-15: 12.73 (20)	15-Fin: 18.53 (24)	0.52		0.46	0.96	1.06	1.24	1.58	46.04		Sp1: 76.70 (58)	Sp2: 102.56 (31)	Sp3: 141.03 (13)	Avg.: 104.90
7	HOFFMANN Ambrosi	SUI	Int1: 48.08 (29)	Int2: 1:05.29 (37)	Int3: 1:29.68 (32)	Int4: 2:03.48 (31)	Int5: 2:16.21 (29)	Fin: 2:34.52 (21)	11-12: 17.21 (54)	12-13: 24.39 (12)	13-14: 33.80 (30)	14-15: 12.73 (20)	15-Fin: 18.31 (9)	1.01		1.43	1.59	2.05	2.23	2.35	68.13		Sp1: 79.20 (22)	Sp2: 103.29 (20)	Sp3: 139.59 (40)	Avg.: 104.37



**PERFORMANCE ANALYSIS 2 TRAINING 2**

Number of Competitors: 96

Bib	Name	Nation	Positions			Partials			Difference		Speed			
			Pos.	Time	Rank	Pos.	Time	Rank	Time	Dist(m)	Pos.	Km/h	Rank	
8	INNERHOFER Christof	ITA	Int1: 48.26 (36)			I1-I2: 16.73 (23)			1.19			Sp1:		
			Int2: 1:04.99 (29)			I2-I3: 24.46 (19)			1.13			Sp2: 81.90 (1)		
			Int3: 1:29.45 (28)			I3-I4: 33.77 (27)			1.36			Sp3: 100.00 (71)		
			Int4: 2:03.22 (28)			I4-I5: 12.64 (12)			1.79			Sp4: 140.08 (26)		
			Int5: 2:15.86 (22)			I5-Fin: 18.66 (35)			1.88					
			Fin: 2:34.52 (21)						2.35	68.13		Avg.: 104.37		
9	HEEL Werner	ITA	Int1: 48.17 (32)			I1-I2: 16.61 (12)			1.10			Sp1:		
			Int2: 1:04.78 (22)			I2-I3: 24.31 (7)			0.92			Sp2: 79.40 (20)		
			Int3: 1:29.09 (15)			I3-I4: 33.06 (4)			1.00			Sp3: 103.15 (23)		
			Int4: 2:02.15 (9)			I4-I5: 12.60 (10)			0.72			Sp4: 140.94 (14)		
			Int5: 2:14.75 (6)			I5-Fin: 19.37 (69)			0.77					
			Fin: 2:34.12 (17)						1.95	56.68		Avg.: 104.65		
10	JERMAN Andrej	SLO	Int1: 47.84 (16)			I1-I2: 16.63 (14)			0.77			Sp1:		
			Int2: 1:04.47 (15)			I2-I3: 24.16 (2)			0.61			Sp2: 80.30 (6)		
			Int3: 1:28.63 (5)			I3-I4: 32.91 (1)			0.54			Sp3: 104.80 (1)		
			Int4: 2:01.54 (3)			I4-I5: 12.52 (3)			0.11			Sp4: 141.86 (5)		
			Int5: 2:14.06 (2)			I5-Fin: 18.11 (2)			0.08					
			Fin: 2:32.17 (1)						0.00	0.00		Avg.: 105.99		
11	BUECHEL Marco	LIE	Int1: 47.77 (13)			I1-I2: 16.60 (11)			0.70			Sp1:		
			Int2: 1:04.37 (13)			I2-I3: 24.44 (16)			0.51			Sp2: 81.70 (2)		
			Int3: 1:28.81 (11)			I3-I4: 33.29 (10)			0.72			Sp3: 104.19 (6)		
			Int4: 2:02.10 (8)			I4-I5: 12.83 (32)			0.67			Sp4: 137.94 (68)		
			Int5: 2:14.93 (9)			I5-Fin: 18.28 (7)			0.95					
			Fin: 2:33.21 (7)						1.04	30.41		Avg.: 105.27		
12	DEFAGO Didier	SUI	Int1: 48.18 (34)			I1-I2: 16.48 (5)			1.11			Sp1:		
			Int2: 1:04.66 (19)			I2-I3: 24.65 (34)			0.80			Sp2: 77.40 (50)		
			Int3: 1:29.31 (22)			I3-I4: 33.58 (17)			1.22			Sp3: 104.19 (6)		
			Int4: 2:02.89 (19)			I4-I5: 12.70 (14)			1.46			Sp4: 140.91 (16)		
			Int5: 2:15.59 (17)			I5-Fin: 18.25 (6)			1.61					
			Fin: 2:33.84 (15)						1.67	48.63		Avg.: 104.84		
13	FILL Peter	ITA	Int1: 47.54 (5)			I1-I2: 16.40 (2)			0.47			Sp1:		
			Int2: 1:03.94 (3)			I2-I3: 24.31 (7)			0.08			Sp2: 81.40 (3)		
			Int3: 1:28.25 (2)			I3-I4: 33.18 (6)			0.16			Sp3: 104.49 (2)		
			Int4: 2:01.43 (1)			I4-I5: 12.55 (6)			0.00			Sp4: 140.27 (23)		
			Int5: 2:13.98 (1)			I5-Fin: 18.42 (16)			0.00					
			Fin: 2:32.40 (2)						0.23	6.76		Avg.: 105.83		
14	OSBORNE-PARADIS Manuel	CAN	Int1: 47.62 (10)			I1-I2: 16.50 (6)			0.55			Sp1:		
			Int2: 1:04.12 (4)			I2-I3: 24.55 (24)			0.26			Sp2: 80.10 (11)		
			Int3: 1:28.67 (7)			I3-I4: 33.55 (16)			0.58			Sp3: 104.49 (2)		
			Int4: 2:02.22 (10)			I4-I5: 12.57 (9)			0.79			Sp4: 140.83 (17)		
			Int5: 2:14.79 (7)			I5-Fin: 18.45 (17)			0.81					
			Fin: 2:33.24 (8)						1.07	31.28		Avg.: 105.25		
15	WALCHHOFER Michael	AUT	Int1: 47.20 (3)			I1-I2: 17.06 (42)			0.13			Sp1:		
			Int2: 1:04.26 (8)			I2-I3: 24.38 (11)			0.40			Sp2: 78.60 (30)		
			Int3: 1:28.64 (6)			I3-I4: 33.34 (11)			0.55			Sp3: 103.15 (23)		
			Int4: 2:01.98 (5)			I4-I5: 12.54 (5)			0.55			Sp4: 140.41 (22)		
			Int5: 2:14.52 (5)			I5-Fin: 18.41 (15)			0.54					
			Fin: 2:32.93 (5)						0.76	22.26		Avg.: 105.46		
16	KROELL Klaus	AUT	Int1: 47.07 (1)			I1-I2: 16.86 (32)			0.00			Sp1:		
			Int2: 1:03.93 (2)			I2-I3: 24.59 (27)			0.07			Sp2: 78.20 (35)		
			Int3: 1:28.52 (4)			I3-I4: 33.00 (3)			0.43			Sp3: 103.74 (9)		
			Int4: 2:01.52 (2)			I4-I5:			0.09			Sp4: 144.28 (1)		
			Int5:			I5-Fin:								
			Fin: DNF									Avg.:		

**PERFORMANCE ANALYSIS 2 TRAINING 2**

Number of Competitors: 96

Bib	Name	Nation	Positions			Partials			Difference		Speed			
			Pos.	Time	Rank	Pos.	Time	Rank	Time	Dist(m)	Pos.	Km/h	Rank	
17	CUCHE Didier	SUI	Int1: 47.19 (2)			I1-I2: 16.67 (17)			0.12			Sp1:		
			Int2: 1:03.86 (1)			I2-I3: 24.23 (5)			0.00			Sp2: 81.10 (4)		
			Int3: 1:28.09 (1)			I3-I4: 3:07.95 (88)			0.00			Sp3: 103.74 (9)		
			Int4: 4:36.04 (88)			I4-I5: 12.30 (1)			2:34.61			Sp4: 142.32 (4)		
			Int5: 4:48.34 (85)			I5-Fin: 17.84 (1)			2:34.36					
			Fin: 5:06.18 (86)						2:34.01	2253.46		Avg.: 52.67		
18	MILLER Bode	USA	Int1: 48.02 (24)			I1-I2: 16.90 (33)			0.95			Sp1:		
			Int2: 1:04.92 (26)			I2-I3: 24.57 (25)			1.06			Sp2: 79.50 (18)		
			Int3: 1:29.49 (29)			I3-I4: 33.66 (22)			1.40			Sp3: 101.83 (46)		
			Int4: 2:03.15 (26)			I4-I5: 12.67 (13)			1.72			Sp4: 138.68 (58)		
			Int5: 2:15.82 (20)			I5-Fin: 18.30 (8)			1.84					
			Fin: 2:34.12 (17)						1.95	56.68		Avg.: 104.65		
19	GUAY Erik	CAN	Int1: 47.49 (4)			I1-I2: 16.71 (20)			0.42			Sp1:		
			Int2: 1:04.20 (7)			I2-I3: 24.47 (21)			0.34			Sp2: 78.80 (26)		
			Int3: 1:28.67 (7)			I3-I4: 33.26 (9)			0.58			Sp3: 104.49 (2)		
			Int4: 2:01.93 (4)			I4-I5: 12.55 (6)			0.50			Sp4: 143.18 (3)		
			Int5: 2:14.48 (4)			I5-Fin: 18.19 (4)			0.50					
			Fin: 2:32.67 (3)						0.50	14.67		Avg.: 105.64		
20	SVINDAL Aksel Lund	NOR	Int1: 47.96 (21)			I1-I2: 16.58 (8)			0.89			Sp1:		
			Int2: 1:04.54 (18)			I2-I3: 24.19 (3)			0.68			Sp2: 79.60 (16)		
			Int3: 1:28.73 (9)			I3-I4: 33.81 (32)			0.64			Sp3: 103.74 (9)		
			Int4: 2:02.54 (15)			I4-I5: 12.82 (29)			1.11			Sp4: 139.59 (40)		
			Int5: 2:15.36 (15)			I5-Fin: 18.48 (19)			1.38					
			Fin: 2:33.84 (15)						1.67	48.63		Avg.: 104.84		
21	SULLIVAN Marco	USA	Int1: 47.59 (7)			I1-I2: 16.71 (20)			0.52			Sp1:		
			Int2: 1:04.30 (9)			I2-I3: 24.81 (52)			0.44			Sp2: 77.50 (46)		
			Int3: 1:29.11 (16)			I3-I4: 33.53 (14)			1.02			Sp3: 101.83 (46)		
			Int4: 2:02.64 (16)			I4-I5: 12.56 (8)			1.21			Sp4: 141.54 (8)		
			Int5: 2:15.20 (13)			I5-Fin: 18.48 (19)			1.22					
			Fin: 2:33.68 (12)						1.51	44.02		Avg.: 104.95		
22	GRUBER Christoph	AUT	Int1: 47.87 (18)			I1-I2: 16.44 (4)			0.80			Sp1:		
			Int2: 1:04.31 (10)			I2-I3: 24.74 (43)			0.45			Sp2: 80.00 (12)		
			Int3: 1:29.05 (13)			I3-I4: 33.23 (8)			0.96			Sp3: 103.44 (16)		
			Int4: 2:02.28 (12)			I4-I5: 12.72 (17)			0.85			Sp4: 139.72 (34)		
			Int5: 2:15.00 (11)			I5-Fin: 18.14 (3)			1.02					
			Fin: 2:33.14 (6)						0.97	28.38		Avg.: 105.32		
23	MACARTNEY Scott	USA	Int1: 48.14 (30)			I1-I2: 17.93 (82)			1.07			Sp1:		
			Int2: 1:06.07 (58)			I2-I3: 24.85 (57)			2.21			Sp2: 77.00 (57)		
			Int3: 1:30.92 (57)			I3-I4: 33.74 (26)			2.83			Sp3: 103.15 (23)		
			Int4: 2:04.66 (46)			I4-I5: 12.61 (11)			3.23			Sp4: 141.28 (11)		
			Int5: 2:17.27 (43)			I5-Fin: 18.79 (41)			3.29					
			Fin: 2:36.06 (43)						3.89	111.67		Avg.: 103.34		
24	THEAUX Adrien	FRA	Int1: 48.76 (57)			I1-I2: 16.68 (18)			1.69			Sp1:		
			Int2: 1:05.44 (43)			I2-I3: 24.45 (18)			1.58			Sp2: 78.70 (29)		
			Int3: 1:29.89 (37)			I3-I4: 34.09 (50)			1.80			Sp3: 101.98 (43)		
			Int4: 2:03.98 (41)			I4-I5: 12.79 (26)			2.55			Sp4: 139.82 (30)		
			Int5: 2:16.77 (37)			I5-Fin: 18.38 (12)			2.79					
			Fin: 2:35.15 (33)						2.98	86.05		Avg.: 103.95		
25	LANNING T J	USA	Int1: 48.69 (54)			I1-I2: 16.83 (30)			1.62			Sp1:		
			Int2: 1:05.52 (45)			I2-I3: 24.63 (32)			1.66			Sp2: 74.60 (76)		
			Int3: 1:30.15 (43)			I3-I4: 33.96 (43)			2.06			Sp3: 101.83 (46)		
			Int4: 2:04.11 (42)			I4-I5: 12.76 (24)			2.68			Sp4: 138.95 (53)		
			Int5: 2:16.87 (40)			I5-Fin: 18.76 (40)			2.89					
			Fin: 2:35.63 (38)						3.46	99.60		Avg.: 103.63		

**PERFORMANCE ANALYSIS 2 TRAINING 2**

Number of Competitors: 96

Bib	Name	Nation	Positions			Partials			Difference		Speed			
			Pos.	Time	Rank	Pos.	Time	Rank	Time	Dist(m)	Pos.	Km/h	Rank	
26	BAUMANN Romed	AUT	Int1: 48.47 (45)			I1-I2: 17.07 (43)			1.40			Sp1:		
			Int2: 1:05.54 (46)			I2-I3: 24.59 (27)			1.68			Sp2: 75.80 (70)		
			Int3: 1:30.13 (41)			I3-I4: 34.17 (53)			2.04			Sp3: 100.98 (61)		
			Int4: 2:04.30 (43)			I4-I5: 12.91 (39)			2.87			Sp4: 138.26 (63)		
			Int5: 2:17.21 (42)			I5-Fin: 18.69 (36)			3.23					
			Fin: 2:35.90 (40)						3.73	107.19		Avg.: 103.45		
27	BERTRAND Yannick	FRA	Int1: 48.26 (36)			I1-I2: 16.72 (22)			1.19			Sp1:		
			Int2: 1:04.98 (27)			I2-I3: 24.34 (9)			1.12			Sp2: 79.10 (23)		
			Int3: 1:29.32 (24)			I3-I4: 33.66 (22)			1.23			Sp3: 103.59 (12)		
			Int4: 2:02.98 (23)			I4-I5: 12.96 (45)			1.55			Sp4: 139.30 (47)		
			Int5: 2:15.94 (23)			I5-Fin: 18.92 (49)			1.96					
			Fin: 2:34.86 (26)						2.69	77.82		Avg.: 104.15		
28	OLSSON Hans	SWE	Int1: 48.31 (40)			I1-I2: 17.43 (67)			1.24			Sp1:		
			Int2: 1:05.74 (48)			I2-I3: 24.74 (43)			1.88			Sp2: 77.30 (53)		
			Int3: 1:30.48 (47)			I3-I4: 34.34 (60)			2.39			Sp3: 101.26 (58)		
			Int4: 2:04.82 (51)			I4-I5: 13.23 (70)			3.39			Sp4: 137.70 (70)		
			Int5: 2:18.05 (53)			I5-Fin: 18.74 (39)			4.07					
			Fin: 2:36.79 (49)						4.62	132.01		Avg.: 102.86		
29	STREITBERGER Georg	AUT	Int1: 47.83 (14)			I1-I2: 16.59 (10)			0.76			Sp1:		
			Int2: 1:04.42 (14)			I2-I3: 24.74 (43)			0.56			Sp2: 77.30 (53)		
			Int3: 1:29.16 (19)			I3-I4: 33.64 (19)			1.07			Sp3:		
			Int4: 2:02.80 (18)			I4-I5: 12.87 (45)			1.37			Sp4: 139.30 (47)		
			Int5: 2:15.67 (18)			I5-Fin: 18.87 (45)			1.69					
			Fin: 2:34.54 (24)						2.37	68.70		Avg.: 104.36		
30	NYMAN Steven	USA	Int1: 48.04 (25)			I1-I2: 16.62 (13)			0.97			Sp1:		
			Int2: 1:04.66 (19)			I2-I3: 24.65 (34)			0.80			Sp2: 77.50 (46)		
			Int3: 1:29.31 (22)			I3-I4: 33.78 (29)			1.22			Sp3: 102.20 (40)		
			Int4: 2:03.09 (25)			I4-I5: 13.11 (58)			1.66			Sp4: 138.03 (66)		
			Int5: 2:16.20 (28)			I5-Fin: 18.83 (43)			2.22					
			Fin: 2:35.03 (30)						2.86	82.65		Avg.: 104.03		
31	KOSTELIC Ivica	CRO	Int1: 47.86 (17)			I1-I2: 16.64 (15)			0.79			Sp1:		
			Int2: 1:04.50 (16)			I2-I3: 24.63 (32)			0.64			Sp2: 77.70 (43)		
			Int3: 1:29.13 (17)			I3-I4: 33.77 (27)			1.04			Sp3: 102.41 (36)		
			Int4: 2:02.90 (20)			I4-I5: 12.80 (27)			1.47			Sp4: 139.44 (46)		
			Int5: 2:15.70 (19)			I5-Fin: 18.46 (18)			1.72					
			Fin: 2:34.16 (19)						1.99	57.83		Avg.: 104.62		
32	RAICH Benjamin	AUT	Int1: 48.52 (47)			I1-I2: 16.73 (23)			1.45			Sp1:		
			Int2: 1:05.25 (36)			I2-I3: 24.74 (43)			1.39			Sp2: 79.00 (25)		
			Int3: 1:29.99 (38)			I3-I4: 33.83 (34)			1.90			Sp3: 102.56 (31)		
			Int4: 2:03.82 (36)			I4-I5: 12.95 (44)			2.39			Sp4: 139.85 (29)		
			Int5: 2:16.77 (37)			I5-Fin: 18.62 (32)			2.79					
			Fin: 2:35.39 (36)						3.22	92.83		Avg.: 103.79		
33	GRANGE Jean-Baptiste	FRA	Int1: 56.89 (88)			I1-I2: 17.26 (60)			9.82			Sp1:		
			Int2: 1:14.15 (86)			I2-I3: 24.68 (37)			10.29			Sp2: 80.20 (8)		
			Int3: 1:38.83 (85)			I3-I4: 33.98 (44)			10.74			Sp3: 102.71 (28)		
			Int4: 2:12.81 (82)			I4-I5: 13.01 (49)			11.38			Sp4: 138.65 (59)		
			Int5: 2:25.82 (80)			I5-Fin: 18.57 (28)			11.84					
			Fin: 2:44.39 (80)						12.22	333.02		Avg.: 98.11		
34	LIZEROUX Julien	FRA	Int1: 57.32 (89)			I1-I2: 17.16 (51)			10.25			Sp1:		
			Int2: 1:14.48 (87)			I2-I3: 24.80 (51)			10.62			Sp2: 76.20 (64)		
			Int3: 1:39.28 (87)			I3-I4: 33.88 (39)			11.19			Sp3: 102.27 (38)		
			Int4: 2:13.16 (83)			I4-I5: 12.88 (36)			11.73			Sp4: 140.63 (20)		
			Int5: 2:26.04 (81)			I5-Fin: 18.60 (30)			12.06					
			Fin: 2:44.64 (81)						12.47	339.32		Avg.: 97.96		

**PERFORMANCE ANALYSIS 2 TRAINING 2**

Number of Competitors: 96

Bib	Name	Nation	Positions			Partials			Difference		Speed			
			Pos.	Time	Rank	Pos.	Time	Rank	Time	Dist(m)	Pos.	Km/h	Rank	
35	JAERBYN Patrik	SWE	Int1: 48.04 (25)			I1-I2: 17.30 (63)			0.97			Sp1:		
			Int2: 1:05.34 (38)			I2-I3: 24.68 (37)			1.48			Sp2: 80.00 (12)		
			Int3: 1:30.02 (40)			I3-I4: 33.91 (40)			1.93			Sp3: 103.44 (16)		
			Int4: 2:03.93 (39)			I4-I5: 12.71 (15)			2.50			Sp4: 139.78 (33)		
			Int5: 2:16.64 (35)			I5-Fin: 19.06 (56)			2.66					
			Fin: 2:35.70 (39)						3.53	101.57		Avg.: 103.58		
36	ZURBRIGGEN Silvan	SUI	Int1: 47.83 (14)			I1-I2: 16.99 (38)			0.76			Sp1:		
			Int2: 1:04.82 (24)			I2-I3: 24.41 (13)			0.96			Sp2: 79.10 (23)		
			Int3: 1:29.23 (21)			I3-I4: 33.73 (25)			1.14			Sp3: 102.56 (31)		
			Int4: 2:02.96 (22)			I4-I5: 13.04 (51)			1.53			Sp4: 139.06 (50)		
			Int5: 2:16.00 (25)			I5-Fin: 18.87 (45)			2.02					
			Fin: 2:34.87 (28)						2.70	78.10		Avg.: 104.14		
37	KEPPLER Stephan	GER	Int1: 48.36 (44)			I1-I2: 16.84 (31)			1.29			Sp1:		
			Int2: 1:05.20 (35)			I2-I3: 24.67 (36)			1.34			Sp2: 77.20 (55)		
			Int3: 1:29.87 (36)			I3-I4: 33.83 (34)			1.78			Sp3: 103.59 (12)		
			Int4: 2:03.70 (33)			I4-I5: 12.80 (27)			2.27			Sp4: 141.25 (12)		
			Int5: 2:16.50 (31)			I5-Fin: 18.62 (32)			2.52					
			Fin: 2:35.12 (32)						2.95	85.20		Avg.: 103.97		
38	ALSTER Christoph	AUT	Int1: 48.61 (49)			I1-I2: 16.75 (26)			1.54			Sp1:		
			Int2: 1:05.36 (39)			I2-I3: 24.83 (53)			1.50			Sp2: 76.30 (63)		
			Int3: 1:30.19 (44)			I3-I4: 33.70 (24)			2.10			Sp3: 101.98 (43)		
			Int4: 2:03.89 (37)			I4-I5: 12.78 (25)			2.46			Sp4: 138.52 (60)		
			Int5: 2:16.67 (36)			I5-Fin: 18.56 (25)			2.69					
			Fin: 2:35.23 (35)						3.06	88.31		Avg.: 103.90		
39	STRUGER Peter	AUT	Int1: 48.34 (42)			I1-I2: 16.64 (15)			1.27			Sp1:		
			Int2: 1:04.98 (27)			I2-I3: 24.51 (22)			1.12			Sp2: 79.40 (20)		
			Int3: 1:29.49 (29)			I3-I4: 33.95 (42)			1.40			Sp3: 102.27 (38)		
			Int4: 2:03.44 (30)			I4-I5: 13.06 (53)			2.01			Sp4: 139.17 (49)		
			Int5: 2:16.50 (31)			I5-Fin: 18.70 (37)			2.52					
			Fin: 2:35.20 (34)						3.03	87.46		Avg.: 103.92		
40	FAYED Guillermo	FRA	Int1: 48.77 (58)			I1-I2: 17.32 (65)			1.70			Sp1:		
			Int2: 1:06.09 (59)			I2-I3: 24.60 (29)			2.23			Sp2: 78.40 (32)		
			Int3: 1:30.69 (50)			I3-I4: 34.33 (59)			2.60			Sp3: 102.12 (41)		
			Int4: 2:05.02 (54)			I4-I5: 13.09 (57)			3.59			Sp4: 139.04 (51)		
			Int5: 2:18.11 (54)			I5-Fin: 19.27 (64)			4.13					
			Fin: 2:37.38 (53)						5.21	148.31		Avg.: 102.48		
41	STECHERT Tobias	GER	Int1: 48.30 (39)			I1-I2: 17.07 (43)			1.23			Sp1:		
			Int2: 1:05.37 (40)			I2-I3: 24.99 (65)			1.51			Sp2: 73.60 (80)		
			Int3: 1:30.36 (45)			I3-I4: 34.20 (54)			2.27			Sp3: 101.69 (51)		
			Int4: 2:04.56 (45)			I4-I5: 13.07 (54)			3.13			Sp4: 138.32 (62)		
			Int5: 2:17.63 (46)			I5-Fin: 19.43 (71)			3.65					
			Fin: 2:37.06 (51)						4.89	139.48		Avg.: 102.69		
42	THANEI Stefan	ITA	Int1: 48.48 (46)			I1-I2: 16.68 (18)			1.41			Sp1:		
			Int2: 1:05.16 (32)			I2-I3: 24.28 (6)			1.30			Sp2: 79.80 (15)		
			Int3: 1:29.44 (27)			I3-I4: 33.47 (13)			1.35			Sp3: 102.71 (28)		
			Int4: 2:02.91 (21)			I4-I5: 12.93 (41)			1.48			Sp4: 139.62 (37)		
			Int5: 2:15.84 (21)			I5-Fin: 18.51 (23)			1.86					
			Fin: 2:34.35 (20)						2.18	63.27		Avg.: 104.49		
43	DALCIN Pierre-Emmanuel	FRA	Int1: 47.73 (12)			I1-I2: 16.77 (27)			0.66			Sp1:		
			Int2: 1:04.50 (16)			I2-I3: 24.35 (10)			0.64			Sp2: 80.20 (8)		
			Int3: 1:28.85 (12)			I3-I4: 33.80 (30)			0.76			Sp3: 103.59 (12)		
			Int4: 2:02.65 (17)			I4-I5: 12.72 (17)			1.22			Sp4: 138.85 (56)		
			Int5: 2:15.37 (16)			I5-Fin: 18.36 (10)			1.39					
			Fin: 2:33.73 (13)						1.56	45.46		Avg.: 104.91		

**PERFORMANCE ANALYSIS 2 TRAINING 2**

Number of Competitors: 96

Bib	Name	Nation	Positions			Partials			Difference		Speed		
			Pos.	Time	Rank	Pos.	Time	Rank	Time	Dist(m)	Pos.	Km/h	Rank
44	GRAGGABER Thomas	AUT	Int1:	48.27	(38)	11-12:			1.20		Sp1:		
			Int2:			12-13:					Sp2:		
			Int3:			13-14:					Sp3:		
			Int4:			14-15:					Sp4:		
			Int5:			15-Fin:					Avg.:		
			Fin:	DNF									
45	PERKO Rok	SLO	Int1:	47.66	(11)	11-12:	17.50	(71)	0.59		Sp1:		
			Int2:	1:05.16	(32)	12-13:	24.83	(53)	1.30		Sp2:	74.40	(78)
			Int3:	1:29.99	(38)	13-14:	33.53	(14)	1.90		Sp3:	103.44	(16)
			Int4:	2:03.52	(32)	14-15:	12.74	(22)	2.09		Sp4:	143.50	(2)
			Int5:	2:16.26	(30)	15-Fin:	18.60	(30)	2.28		Avg.:	104.15	
			Fin:	2:34.86	(26)				2.69	77.82			
46	GRUENENFELDER Tobias	SUI	Int1:	47.98	(22)	11-12:	17.01	(39)	0.91		Sp1:		
			Int2:	1:04.99	(29)	12-13:	24.83	(53)	1.13		Sp2:	78.40	(32)
			Int3:	1:29.82	(35)	13-14:	33.59	(18)	1.73		Sp3:	101.55	(55)
			Int4:	2:03.41	(29)	14-15:	12.72	(17)	1.98		Sp4:	139.80	(32)
			Int5:	2:16.13	(26)	15-Fin:	18.39	(13)	2.15		Avg.:	104.37	
			Fin:	2:34.52	(21)				2.35	68.13			
47	STAUDACHER Patrick	ITA	Int1:	47.88	(19)	11-12:	17.02	(40)	0.81		Sp1:		
			Int2:	1:04.90	(25)	12-13:	24.44	(16)	1.04		Sp2:	78.80	(26)
			Int3:	1:29.34	(25)	13-14:	33.65	(21)	1.25		Sp3:	104.49	(2)
			Int4:	2:02.99	(24)	14-15:	13.00	(48)	1.56		Sp4:	139.71	(35)
			Int5:	2:15.99	(24)	15-Fin:	18.56	(25)	2.01		Avg.:	104.35	
			Fin:	2:34.55	(25)				2.38	68.99			
48	TRANSUE Jeremy	USA	Int1:	48.70	(55)	11-12:	18.05	(84)	1.63		Sp1:		
			Int2:	1:06.75	(71)	12-13:	24.73	(41)	2.89		Sp2:	80.50	(5)
			Int3:	1:31.48	(66)	13-14:	34.77	(75)	3.39		Sp3:	102.12	(41)
			Int4:	2:06.25	(67)	14-15:	13.19	(64)	4.82		Sp4:	137.82	(69)
			Int5:	2:19.44	(63)	15-Fin:	19.21	(61)	5.46		Avg.:	101.66	
			Fin:	2:38.65	(59)				6.48	182.98			
49	FRIEDMAN Bryon	USA	Int1:	48.22	(35)	11-12:	17.23	(55)	1.15		Sp1:		
			Int2:	1:05.45	(44)	12-13:	24.69	(39)	1.59		Sp2:	79.90	(14)
			Int3:	1:30.14	(42)	13-14:	33.81	(32)	2.05		Sp3:	103.44	(16)
			Int4:	2:03.95	(40)	14-15:	12.91	(39)	2.52		Sp4:	141.73	(6)
			Int5:	2:16.86	(39)	15-Fin:	20.54	(81)	2.88		Avg.:	102.47	
			Fin:	2:37.40	(54)				5.23	148.86			
50	FISHER Erik	USA	Int1:	48.90	(62)	11-12:	16.98	(37)	1.83		Sp1:		
			Int2:	1:05.88	(53)	12-13:	24.84	(56)	2.02		Sp2:	76.60	(59)
			Int3:	1:30.72	(51)	13-14:	34.01	(45)	2.63		Sp3:	101.26	(58)
			Int4:	2:04.73	(49)	14-15:	13.08	(56)	3.30		Sp4:	138.86	(55)
			Int5:	2:17.81	(50)	15-Fin:	24.07	(85)	3.83		Avg.:	99.63	
			Fin:	2:41.88	(74)				9.71	268.72			
51	SPORN Andrej	SLO	Int1:	48.04	(25)	11-12:	17.12	(49)	0.97		Sp1:		
			Int2:	1:05.16	(32)	12-13:	24.52	(23)	1.30		Sp2:	76.60	(59)
			Int3:	1:29.68	(32)	13-14:	34.02	(47)	1.59		Sp3:	100.84	(63)
			Int4:	2:03.70	(33)	14-15:	12.82	(29)	2.27		Sp4:	141.34	(10)
			Int5:	2:16.52	(33)	15-Fin:	18.39	(13)	2.54		Avg.:	104.11	
			Fin:	2:34.91	(29)				2.74	79.24			
52	HOFER Elmar	ITA	Int1:	48.64	(51)	11-12:	16.79	(28)	1.57		Sp1:		
			Int2:	1:05.43	(42)	12-13:	25.38	(77)	1.57		Sp2:	76.10	(68)
			Int3:	1:30.81	(55)	13-14:	34.35	(61)	2.72		Sp3:	101.55	(55)
			Int4:	2:05.16	(55)	14-15:	13.05	(52)	3.73		Sp4:	138.88	(54)
			Int5:	2:18.21	(56)	15-Fin:	20.70	(84)	4.23		Avg.:	101.49	
			Fin:	2:38.91	(61)				6.74	190.01			

**PERFORMANCE ANALYSIS 2 TRAINING 2**

Number of Competitors: 96

Bib	Name	Nation	Positions			Partials			Difference		Speed			
			Pos.	Time	Rank	Pos.	Time	Rank	Time	Dist(m)	Pos.	Km/h	Rank	
53	ZAHROBSKY Petr	CZE	Int1: 49.15 (69)			I1-I2: 17.09 (47)			2.08			Sp1:		
			Int2: 1:06.24 (62)			I2-I3: 25.04 (67)			2.38			Sp2:	76.20 (64)	
			Int3: 1:31.28 (61)			I3-I4: 34.38 (62)			3.19			Sp3:	98.90 (80)	
			Int4: 2:05.66 (61)			I4-I5: 13.11 (58)			4.23			Sp4:	140.67 (19)	
			Int5: 2:18.77 (59)			I5-Fin: 19.02 (53)			4.79			Avg.:	102.21	
			Fin: 2:37.79 (57)						5.62	159.56				
54	KUENG Patrick	SUI	Int1: 48.60 (48)			I1-I2: 17.26 (60)			1.53			Sp1:		
			Int2: 1:05.86 (51)			I2-I3: 24.97 (63)			2.00			Sp2:	77.40 (50)	
			Int3: 1:30.83 (56)			I3-I4: 33.84 (38)			2.74			Sp3:	102.41 (36)	
			Int4: 2:04.67 (48)			I4-I5: 13.07 (54)			3.24			Sp4:	139.59 (42)	
			Int5: 2:17.74 (47)			I5-Fin: 18.57 (28)			3.76			Avg.:	103.18	
			Fin: 2:36.31 (44)						4.14	118.66				
55	ZRNCIC-DIM Natko	CRO	Int1: 48.31 (40)			I1-I2: 17.08 (45)			1.24			Sp1:		
			Int2: 1:05.39 (41)			I2-I3: 24.12 (1)			1.53			Sp2:	80.20 (8)	
			Int3: 1:29.51 (31)			I3-I4: 33.64 (19)			1.42			Sp3:	103.89 (8)	
			Int4: 2:03.15 (26)			I4-I5: 12.99 (47)			1.72			Sp4:	140.15 (25)	
			Int5: 2:16.14 (27)			I5-Fin: 18.91 (48)			2.16			Avg.:	104.02	
			Fin: 2:35.05 (31)						2.88	83.21				
56	DIXON Robbie	CAN	Int1:			I1-I2:						Sp1:		
			Int2:			I2-I3:						Sp2:		
			Int3:			I3-I4:						Sp3:		
			Int4:			I4-I5:						Sp4:		
			Int5:			I5-Fin:						Avg.:		
			Fin: DNS											
57	BRANCH Craig	AUS	Int1:			I1-I2:						Sp1:		
			Int2:			I2-I3:						Sp2:		
			Int3:			I3-I4:						Sp3:		
			Int4:			I4-I5:						Sp4:		
			Int5:			I5-Fin:						Avg.:		
			Fin: DNS											
58	STRODL Peter	GER	Int1: 48.64 (51)			I1-I2: 16.91 (34)			1.57			Sp1:		
			Int2: 1:05.55 (47)			I2-I3: 24.92 (60)			1.69			Sp2:	78.00 (41)	
			Int3: 1:30.47 (46)			I3-I4: 34.26 (56)			2.38			Sp3:	100.84 (63)	
			Int4: 2:04.73 (49)			I4-I5: 13.02 (50)			3.30			Sp4:	138.05 (65)	
			Int5: 2:17.75 (48)			I5-Fin: 18.71 (38)			3.77			Avg.:	103.08	
			Fin: 2:36.46 (45)						4.29	122.84				
59	GLEBOV Alek	SLO	Int1: 48.63 (50)			I1-I2: 17.98 (83)			1.56			Sp1:		
			Int2: 1:06.61 (69)			I2-I3: 24.46 (19)			2.75			Sp2:	78.60 (30)	
			Int3: 1:31.07 (58)			I3-I4: 33.83 (34)			2.98			Sp3:	102.56 (31)	
			Int4: 2:04.90 (52)			I4-I5: 12.90 (38)			3.47			Sp4:	141.37 (9)	
			Int5: 2:17.80 (49)			I5-Fin: 19.12 (59)			3.82			Avg.:	102.78	
			Fin: 2:36.92 (50)						4.75	135.61				
60	PARIS Dominik	ITA	Int1: 48.80 (59)			I1-I2: 17.31 (64)			1.73			Sp1:		
			Int2: 1:06.11 (60)			I2-I3: 24.61 (30)			2.25			Sp2:	77.50 (46)	
			Int3: 1:30.72 (51)			I3-I4: 34.52 (66)			2.63			Sp3:	103.00 (26)	
			Int4: 2:05.24 (58)			I4-I5: 13.11 (58)			3.81			Sp4:	138.38 (61)	
			Int5: 2:18.35 (58)			I5-Fin: 19.32 (66)			4.37			Avg.:	102.29	
			Fin: 2:37.67 (56)						5.50	156.28				
61	WEIBRECHT Andrew	USA	Int1: 49.08 (68)			I1-I2: 17.25 (58)			2.01			Sp1:		
			Int2: 1:06.33 (63)			I2-I3: 24.86 (58)			2.47			Sp2:	75.00 (73)	
			Int3: 1:31.19 (60)			I3-I4: 34.01 (45)			3.10			Sp3:	100.84 (63)	
			Int4: 2:05.20 (57)			I4-I5: 12.82 (29)			3.77			Sp4:	139.60 (38)	
			Int5: 2:18.02 (52)			I5-Fin: 18.48 (19)			4.04			Avg.:	103.05	
			Fin: 2:36.50 (46)						4.33	123.95				



**PERFORMANCE ANALYSIS 2 TRAINING 2**

Number of Competitors: 96

Bib	Name	Nation	Positions			Partials			Difference		Speed		
			Pos.	Time	Rank	Pos.	Time	Rank	Time	Dist(m)	Pos.	Km/h	Rank
62	GISIN Marc	SUI	Int1:	51.29	(79)	11-12:	17.83	(80)	4.22		Sp1:		
			Int2:	1:09.12	(78)	12-13:	25.04	(67)	5.26		Sp2:	77.10	(56)
			Int3:	1:34.16	(77)	13-14:	34.14	(52)	6.07		Sp3:	103.00	(26)
			Int4:	2:08.30	(73)	14-15:	13.20	(65)	6.87		Sp4:	140.45	(21)
			Int5:	2:21.50	(71)	15-Fin:	18.97	(52)	7.52		Avg.:	100.50	
			Fin:	2:40.47	(69)				8.30	231.72			
63	BECKMANN Christopher	USA	Int1:	48.82	(61)	11-12:	17.08	(45)	1.75		Sp1:		
			Int2:	1:05.90	(55)	12-13:	25.43	(78)	2.04		Sp2:	69.30	(86)
			Int3:	1:31.33	(62)	13-14:	34.08	(49)	3.24		Sp3:	99.86	(72)
			Int4:	2:05.41	(59)	14-15:			3.98		Sp4:	140.92	(15)
			Int5:			15-Fin:					Avg.:		
			Fin:	DNF									
64	MYHRE Lars Elton	NOR	Int1:			11-12:					Sp1:		
			Int2:			12-13:					Sp2:		
			Int3:			13-14:					Sp3:		
			Int4:			14-15:					Sp4:		
			Int5:			15-Fin:					Avg.:		
			Fin:	DNS									
65	KLOTZ Siegmur	ITA	Int1:	49.27	(70)	11-12:	17.11	(48)	2.20		Sp1:		
			Int2:	1:06.38	(66)	12-13:	25.12	(69)	2.52		Sp2:	74.60	(76)
			Int3:	1:31.50	(67)	13-14:	2:38.03	(87)	3.41		Sp3:	101.69	(51)
			Int4:	4:09.53	(87)	14-15:			2:08.10		Sp4:	139.49	(44)
			Int5:			15-Fin:					Avg.:	57.42	
			Fin:	4:40.89	(85)				2:08.72	2052.99			
66	HELIE Louis-Pierre	CAN	Int1:	48.34	(42)	11-12:	17.54	(73)	1.27		Sp1:		
			Int2:	1:05.88	(53)	12-13:	25.30	(75)	2.02		Sp2:	71.60	(84)
			Int3:	1:31.18	(59)	13-14:	34.42	(63)	3.09		Sp3:	100.41	(69)
			Int4:	2:05.60	(60)	14-15:	12.53	(4)	4.17		Sp4:	139.81	(31)
			Int5:	2:18.13	(55)	15-Fin:	18.94	(50)	4.15		Avg.:	102.68	
			Fin:	2:37.07	(52)				4.90	139.76			
67	STRODL Andreas	GER	Int1:	48.96	(63)	11-12:	16.91	(34)	1.89		Sp1:		
			Int2:	1:05.87	(52)	12-13:	24.75	(47)	2.01		Sp2:	78.40	(32)
			Int3:	1:30.62	(49)	13-14:	33.83	(34)	2.53		Sp3:	101.69	(51)
			Int4:	2:04.45	(44)	14-15:	12.84	(33)	3.02		Sp4:	139.46	(45)
			Int5:	2:17.29	(44)	15-Fin:	18.65	(34)	3.31		Avg.:	103.42	
			Fin:	2:35.94	(41)				3.77	108.31			
68	PUCHNER Joachim	AUT	Int1:	48.66	(53)	11-12:	17.18	(52)	1.59		Sp1:		
			Int2:	1:05.84	(50)	12-13:	24.90	(59)	1.98		Sp2:	77.40	(50)
			Int3:	1:30.74	(54)	13-14:	34.23	(55)	2.65		Sp3:	101.26	(58)
			Int4:	2:04.97	(53)	14-15:	12.93	(41)	3.54		Sp4:	140.23	(24)
			Int5:	2:17.90	(51)	15-Fin:	18.83	(43)	3.92		Avg.:	102.90	
			Fin:	2:36.73	(48)				4.56	130.34			
69	PAQUIN Pierre	FRA	Int1:	55.83	(86)	11-12:	17.19	(53)	8.76		Sp1:		
			Int2:	1:13.02	(85)	12-13:	24.69	(39)	9.16		Sp2:	77.70	(43)
			Int3:	1:37.71	(84)	13-14:	34.30	(58)	9.62		Sp3:	101.40	(57)
			Int4:	2:12.01	(81)	14-15:	13.21	(66)	10.58		Sp4:	139.97	(27)
			Int5:	2:25.22	(79)	15-Fin:	19.07	(57)	11.24		Avg.:	98.17	
			Fin:	2:44.29	(79)				12.12	330.50			
70	FRANCIS Kevin	USA	Int1:	48.06	(28)	11-12:	17.02	(40)	0.99		Sp1:		
			Int2:	1:05.08	(31)	12-13:	24.62	(31)	1.22		Sp2:	78.10	(37)
			Int3:	1:29.70	(34)	13-14:	34.03	(48)	1.61		Sp3:		
			Int4:	2:03.73	(35)	14-15:	12.86	(34)	2.30		Sp4:	138.99	(52)
			Int5:	2:16.59	(34)	15-Fin:	18.80	(42)	2.61		Avg.:	103.79	
			Fin:	2:35.39	(36)				3.22	92.83			

**PERFORMANCE ANALYSIS 2 TRAINING 2**

Number of Competitors: 96

Bib	Name	Nation	Positions			Partials			Difference		Speed			
			Pos.	Time	Rank	Pos.	Time	Rank	Time	Dist(m)	Pos.	Km/h	Rank	
71	KRIZAJ Andrej	SLO	Int1: 48.73 (56)			I1-I2: 17.25 (58)			1.66			Sp1:		
			Int2: 1:05.98 (56)			I2-I3: 24.75 (47)			2.12			Sp2: 77.50 (46)		
			Int3: 1:30.73 (53)			I3-I4: 34.45 (64)			2.64			Sp3: 101.69 (51)		
			Int4: 2:05.18 (56)			I4-I5: 13.14 (62)			3.75			Sp4: 137.32 (75)		
			Int5: 2:18.32 (57)			I5-Fin: 19.25 (63)			4.34					
			Fin: 2:37.57 (55)						5.40	153.53		Avg.: 102.35		
72	RAINER Niklas	SWE	Int1: 48.99 (65)			I1-I2: 16.79 (28)			1.92			Sp1:		
			Int2: 1:05.78 (49)			I2-I3: 24.75 (47)			1.92			Sp2: 78.20 (35)		
			Int3: 1:30.53 (48)			I3-I4: 34.13 (51)			2.44			Sp3: 101.83 (46)		
			Int4: 2:04.66 (46)			I4-I5: 12.94 (43)			3.23			Sp4: 137.37 (74)		
			Int5: 2:17.60 (45)			I5-Fin: 19.05 (55)			3.62					
			Fin: 2:36.65 (47)						4.48	128.12		Avg.: 102.96		
73	BOURGEAT Pierrick	FRA	Int1: 49.29 (71)			I1-I2: 17.29 (62)			2.22			Sp1:		
			Int2: 1:06.58 (68)			I2-I3: 25.25 (74)			2.72			Sp2: 76.20 (64)		
			Int3: 1:31.83 (70)			I3-I4: 35.03 (79)			3.74			Sp3: 99.44 (76)		
			Int4: 2:06.86 (68)			I4-I5: 13.21 (66)			5.43			Sp4: 136.94 (77)		
			Int5: 2:20.07 (66)			I5-Fin: 19.20 (60)			6.09					
			Fin: 2:39.27 (65)						7.10	199.71		Avg.: 101.26		
74	NELLA Tyler	CAN	Int1: 48.80 (59)			I1-I2: 17.24 (57)			1.73			Sp1:		
			Int2: 1:06.04 (57)			I2-I3: 25.73 (85)			2.18			Sp2: 67.60 (88)		
			Int3: 1:31.77 (69)			I3-I4: 34.28 (57)			3.68			Sp3: 98.63 (81)		
			Int4: 2:06.05 (63)			I4-I5: 13.13 (61)			4.62			Sp4: 139.59 (39)		
			Int5: 2:19.18 (60)			I5-Fin: 19.85 (79)			5.20					
			Fin: 2:39.03 (64)						6.86	193.25		Avg.: 101.41		
75	WAGNER Hannes	GER	Int1: 49.02 (66)			I1-I2: 17.13 (50)			1.95			Sp1:		
			Int2: 1:06.15 (61)			I2-I3: 25.18 (72)			2.29			Sp2: 75.60 (71)		
			Int3: 1:31.33 (62)			I3-I4: 34.86 (77)			3.24			Sp3: 100.69 (67)		
			Int4: 2:06.19 (65)			I4-I5: 13.50 (79)			4.76			Sp4: 136.41 (81)		
			Int5: 2:19.69 (65)			I5-Fin: 19.33 (67)			5.71					
			Fin: 2:39.02 (63)						6.85	192.98		Avg.: 101.42		
76	FRISCH Jeffrey	CAN	Int1: 48.98 (64)			I1-I2: 17.43 (67)			1.91			Sp1:		
			Int2: 1:06.41 (67)			I2-I3: 25.62 (84)			2.55			Sp2: 70.00 (85)		
			Int3: 1:32.03 (71)			I3-I4: 34.98 (78)			3.94			Sp3: 98.63 (81)		
			Int4: 2:07.01 (69)			I4-I5: 13.30 (72)			5.58			Sp4: 136.80 (78)		
			Int5: 2:20.31 (67)			I5-Fin: 19.77 (78)			6.33					
			Fin: 2:40.08 (66)						7.91	221.37		Avg.: 100.75		
77	MARKIC Gasper	SLO	Int1: 48.17 (32)			I1-I2: 18.19 (86)			1.10			Sp1:		
			Int2: 1:06.36 (65)			I2-I3: 25.17 (71)			2.50			Sp2: 75.00 (73)		
			Int3: 1:31.53 (68)			I3-I4: 34.56 (68)			3.44			Sp3: 102.71 (28)		
			Int4: 2:06.09 (64)			I4-I5: 13.26 (71)			4.66			Sp4: 139.69 (36)		
			Int5: 2:19.35 (62)			I5-Fin: 19.39 (70)			5.37					
			Fin: 2:38.74 (60)						6.57	185.42		Avg.: 101.60		
78	LARSSON Markus	SWE	Int1:			I1-I2:						Sp1:		
			Int2:			I2-I3:						Sp2:		
			Int3:			I3-I4:						Sp3:		
			Int4:			I4-I5:						Sp4:		
			Int5:			I5-Fin:								
			Fin: DNS									Avg.:		
79	BERTHOD Marc	SUI	Int1:			I1-I2:						Sp1:		
			Int2:			I2-I3:						Sp2:		
			Int3:			I3-I4:						Sp3:		
			Int4:			I4-I5:						Sp4:		
			Int5:			I5-Fin:								
			Fin: DNS									Avg.:		

**PERFORMANCE ANALYSIS 2 TRAINING 2**

Number of Competitors: 96

Bib	Name	Nation	Positions			Partials			Difference		Speed			
			Pos.	Time	Rank	Pos.	Time	Rank	Time	Dist(m)	Pos.	Km/h	Rank	
80	BRAUER Jono	AUS	Int1: 49.37 (72)			I1-I2: 16.96 (36)			2.30			Sp1:		
			Int2: 1:06.33 (63)			I2-I3: 25.13 (70)			2.47			Sp2: 75.90 (69)		
			Int3: 1:31.46 (64)			I3-I4: 34.57 (69)			3.37			Sp3: 98.36 (83)		
			Int4: 2:06.03 (62)			I4-I5: 13.18 (63)			4.60			Sp4: 137.63 (72)		
			Int5: 2:19.21 (61)			I5-Fin: 19.02 (53)			5.23					
			Fin: 2:38.23 (58)						6.06	171.58		Avg.: 101.93		
81	BYGGMARK Jens	SWE	Int1: 51.57 (80)			I1-I2: 17.85 (81)			4.50			Sp1:		
			Int2: 1:09.42 (80)			I2-I3: 25.44 (79)			5.56			Sp2: 76.20 (64)		
			Int3: 1:34.86 (80)			I3-I4: 34.58 (70)			6.77			Sp3: 99.58 (74)		
			Int4: 2:09.44 (77)			I4-I5: 13.66 (82)			8.01			Sp4: 136.69 (79)		
			Int5: 2:23.10 (75)			I5-Fin: 19.74 (77)			9.12					
			Fin: 2:42.84 (75)						10.67	293.55		Avg.: 99.04		
82	MERMILLOD BLONDIN Thomas	FRA	Int1: 54.49 (85)			I1-I2: 17.68 (75)			7.42			Sp1:		
			Int2: 1:12.17 (83)			I2-I3: 24.98 (64)			8.31			Sp2: 75.00 (73)		
			Int3: 1:37.15 (82)			I3-I4: 34.68 (73)			9.06			Sp3: 100.69 (67)		
			Int4: 2:11.83 (80)			I4-I5: 12.98 (46)			10.40			Sp4: 138.14 (64)		
			Int5: 2:24.81 (78)			I5-Fin: 18.90 (47)			10.83					
			Fin: 2:43.71 (77)						11.54	315.80		Avg.: 98.52		
83	DRAKE Edward	GBR	Int1: 49.68 (74)			I1-I2: 17.53 (72)			2.61			Sp1:		
			Int2: 1:07.21 (73)			I2-I3: 25.54 (82)			3.35			Sp2: 73.30 (81)		
			Int3: 1:32.75 (70)			I3-I4: 35.11 (81)			4.66			Sp3: 99.31 (77)		
			Int4: 2:07.86 (72)			I4-I5: 13.35 (76)			6.43			Sp4: 137.24 (76)		
			Int5: 2:21.21 (70)			I5-Fin: 19.31 (65)			7.23					
			Fin: 2:40.52 (70)						8.35	233.04		Avg.: 100.47		
84	SIROKI Tin	CRO	Int1: 49.02 (66)			I1-I2: 17.69 (76)			1.95			Sp1:		
			Int2: 1:06.71 (70)			I2-I3: 24.75 (47)			2.85			Sp2: 78.10 (37)		
			Int3: 1:31.46 (64)			I3-I4: 34.78 (76)			3.37			Sp3: 99.58 (74)		
			Int4: 2:06.24 (66)			I4-I5: 13.39 (77)			4.81			Sp4: 137.98 (67)		
			Int5: 2:19.63 (64)			I5-Fin: 19.35 (68)			5.65					
			Fin: 2:38.98 (62)						6.81	191.90		Avg.: 101.45		
85	GORZA Ales	SLO	Int1:			I1-I2:						Sp1:		
			Int2:			I2-I3:						Sp2:		
			Int3:			I3-I4:						Sp3:		
			Int4:			I4-I5:						Sp4:		
			Int5:			I5-Fin:								
			Fin: DNS									Avg.:		
86	CRAWFORD Douglas	GBR	Int1: 50.11 (75)			I1-I2: 17.42 (66)			3.04			Sp1:		
			Int2: 1:07.53 (74)			I2-I3: 25.46 (80)			3.67			Sp2: 71.80 (83)		
			Int3: 1:32.99 (74)			I3-I4: 35.32 (83)			4.90			Sp3: 99.03 (78)		
			Int4: 2:08.31 (74)			I4-I5: 13.45 (78)			6.88			Sp4: 136.02 (84)		
			Int5: 2:21.76 (72)			I5-Fin: 19.48 (72)			7.78					
			Fin: 2:41.24 (71)						9.07	252.01		Avg.: 100.02		
87	ERICSSON Daniel	SWE	Int1: 49.66 (73)			I1-I2: 17.44 (69)			2.59			Sp1:		
			Int2: 1:07.10 (72)			I2-I3: 25.49 (81)			3.24			Sp2: 76.60 (59)		
			Int3: 1:32.59 (72)			I3-I4: 34.72 (74)			4.50			Sp3: 99.86 (72)		
			Int4: 2:07.31 (70)			I4-I5: 13.51 (80)			5.88			Sp4: 136.12 (83)		
			Int5: 2:20.82 (68)			I5-Fin: 19.54 (75)			6.84					
			Fin: 2:40.36 (68)						8.19	228.81		Avg.: 100.57		
88	KRYZL Krystof	CZE	Int1: 50.15 (76)			I1-I2: 17.71 (77)			3.08			Sp1:		
			Int2: 1:07.86 (75)			I2-I3: 25.30 (75)			4.00			Sp2: 75.60 (71)		
			Int3: 1:33.16 (75)			I3-I4: 34.63 (71)			5.07			Sp3: 100.98 (61)		
			Int4: 2:07.79 (71)			I4-I5: 13.21 (66)			6.36			Sp4: 136.68 (80)		
			Int5: 2:21.00 (69)			I5-Fin: 19.23 (62)			7.02					
			Fin: 2:40.23 (67)						8.06	225.36		Avg.: 100.66		



AUDI FIS SKI WORLD CUP 2008/09  
Wengen (SUI)



5th MEN'S DOWNHILL

THU 15 JAN 2009

PERFORMANCE ANALYSIS 2 TRAINING 2

Number of Competitors: 96

Bib	Name	Nation	Positions			Partials			Difference		Speed		
			Pos.	Time	Rank	Pos.	Time	Rank	Time	Dist(m)	Pos.	Km/h	Rank
89	GEORGIEV Stefan	BUL	Int1:	52.13	(82)	I1-I2:	18.21	(87)	5.06		Sp1:		
			Int2:	1:10.34	(82)	I2-I3:	27.13	(88)	6.48		Sp2:	68.40	(87)
			Int3:	1:37.47	(83)	I3-I4:	37.02	(86)	9.38		Sp3:	94.11	(85)
			Int4:	2:14.49	(85)	I4-I5:	14.07	(84)	13.06		Sp4:	134.47	(86)
			Int5:	2:28.56	(83)	I5-Fin:	20.61	(83)	14.58		Avg.:	95.34	
			Fin:	2:49.17	(83)				17.00	450.20			
90	SIMARI BIRKNER Cristian Javier	ARG	Int1:	52.18	(83)	I1-I2:	17.65	(74)	5.11		Sp1:		
			Int2:	1:09.83	(81)	I2-I3:	25.21	(73)	5.97		Sp2:	78.00	(41)
			Int3:	1:35.04	(81)	I3-I4:	35.21	(82)	6.95		Sp3:	100.84	(63)
			Int4:	2:10.25	(79)	I4-I5:	13.63	(81)	8.82		Sp4:	136.15	(82)
			Int5:	2:23.88	(77)	I5-Fin:	19.86	(80)	9.90		Avg.:	98.50	
			Fin:	2:43.74	(78)				11.57	316.56			
91	GEORGIEV Georgi	BUL	Int1:	53.77	(84)	I1-I2:	18.78	(88)	6.70		Sp1:		
			Int2:	1:12.55	(84)	I2-I3:	26.44	(87)	8.69		Sp2:	72.70	(82)
			Int3:	1:38.99	(86)	I3-I4:	36.53	(85)	10.90		Sp3:	94.11	(85)
			Int4:	2:15.52	(86)	I4-I5:	14.17	(85)	14.09		Sp4:	131.49	(88)
			Int5:	2:29.69	(84)	I5-Fin:	20.58	(82)	15.71		Avg.:	94.72	
			Fin:	2:50.27	(84)				18.10	476.23			
92	MYHRER Andre	SWE	Int1:	56.43	(87)	I1-I2:	18.12	(85)	9.36		Sp1:		
			Int2:	1:14.55	(88)	I2-I3:	24.94	(61)	10.69		Sp2:	77.60	(45)
			Int3:	1:39.49	(88)	I3-I4:	34.67	(72)	11.40		Sp3:	100.41	(69)
			Int4:	2:14.16	(84)	I4-I5:	13.31	(75)	12.73		Sp4:	135.86	(85)
			Int5:	2:27.47	(82)	I5-Fin:	19.07	(57)	13.49		Avg.:	96.84	
			Fin:	2:46.54	(82)				14.37	386.56			
93	BYDLINSKI Maciej	POL	Int1:			I1-I2:					Sp1:		
			Int2:			I2-I3:					Sp2:		
			Int3:			I3-I4:					Sp3:		
			Int4:			I4-I5:					Sp4:		
			Int5:			I5-Fin:					Avg.:		
			Fin:	DNS									
94	VRABLIK Martin	CZE	Int1:	50.46	(77)	I1-I2:	17.80	(78)	3.39		Sp1:		
			Int2:	1:08.26	(76)	I2-I3:	25.58	(83)	4.40		Sp2:	73.70	(79)
			Int3:	1:33.84	(76)	I3-I4:	35.04	(80)	5.75		Sp3:	99.03	(78)
			Int4:	2:08.88	(76)	I4-I5:	13.30	(72)	7.45		Sp4:	137.58	(73)
			Int5:	2:22.18	(74)	I5-Fin:	19.53	(74)	8.20		Avg.:	99.73	
			Fin:	2:41.71	(73)				9.54	264.30			
95	VILETTA Sandro	SUI	Int1:	51.72	(81)	I1-I2:	17.45	(70)	4.65		Sp1:		
			Int2:	1:09.17	(79)	I2-I3:	25.02	(66)	5.31		Sp2:	78.80	(26)
			Int3:	1:34.19	(78)	I3-I4:	34.54	(67)	6.10		Sp3:	101.98	(43)
			Int4:	2:08.73	(75)	I4-I5:	13.30	(72)	7.30		Sp4:	138.80	(57)
			Int5:	2:22.03	(73)	I5-Fin:	19.51	(73)	8.05		Avg.:	99.84	
			Fin:	2:41.54	(72)				9.37	259.86			
96	VAN BUYNDER Frederik	BEL	Int1:	50.94	(78)	I1-I2:	17.81	(79)	3.87		Sp1:		
			Int2:	1:08.75	(77)	I2-I3:	25.74	(86)	4.89		Sp2:	76.50	(62)
			Int3:	1:34.49	(79)	I3-I4:	35.36	(84)	6.40		Sp3:	97.56	(84)
			Int4:	2:09.85	(78)	I4-I5:	13.80	(83)	8.42		Sp4:	133.56	(87)
			Int5:	2:23.65	(76)	I5-Fin:	19.66	(76)	9.67		Avg.:	98.76	
			Fin:	2:43.31	(76)				11.14	305.60			

LEGEND							
Pos	Intermediate or Speed Position	Int2:	Intermediate 2	DNF	Did Not Finish	Sp4:	Speed Trap 4
Avg.	Average Speed for the race	Int3:	Intermediate 3	Sp1:	Speed Trap 1	DNS	Did Not Start
Dist(m)	Distance behind the first	Int4:	Intermediate 4	Sp2:	Speed Trap 2	Fin:	Finish
Int1:	Intermediate 1	Int5:	Intermediate 5	Sp3:	Speed Trap 3		

15-01-2009 / Wengen (SUI) / 1320

Page 11/11

Data Processing by LONGINES

www.fis-ski.com

LONGINES Timing

Generation Date: THU 15 JAN 2009

Time: 14:49

Document: 77B 1.0

