

**Wengen**

SWISSSKI

16.–18. JANUAR 2009



swisscom

SRG SSR idée suisse



helvetia

OCHSNER
SPORT

RE/MAX

infront
SPORTS & MEDIA

AUDI FIS SKI WORLD CUP 2008/09



Wengen (SUI)




2nd MEN'S SUPER COMBINED

FRI 16 JAN 2009

ALPHABETICAL LIST OF COMPETITORS

Number of Competitors: 66, Number of NOCs: 18

Nation	FIS Code	Name	FIS Points (15th of January 2009 – List 7)									
			DH		SL		GS		SG		SC	
ARG (1)	30149	SIMARI BIRKNER Cristian Javier	51.85	(266)	14.01	(110)	12.22	(87)	53.88	(552)	38.78	(210)
AUS (1)	40255	BRAUER Jono	30.29	(137)	11.96	(85)	18.00	(161)	34.00	(249)	42.61	(237)
AUT (8)	50761	ALSTER Christoph	7.48	(37)	124.52	(4269)	21.61	(239)	8.73	(38)	49.26	(306)
	51215	BAUMANN Romed	16.47	(70)	20.91	(222)	5.52	(20)	30.08	(199)	4.93	(13)
	50753	KROELL Klaus	2.03	(4)	405.37	(7358)	134.25	(4803)	12.33	(56)	–	–
	50423	MAIER Hermann	4.95	(16)	148.98	(5104)	12.57	(90)	0.02	(2)	–	–
	51327	PUCHNER Joachim	23.10	(103)	26.93	(362)	19.36	(196)	15.90	(84)	18.36	(69)
	50625	RAICH Benjamin	15.65	(65)	3.07	(6)	0.00	(1)	2.47	(8)	1.71	(3)
	50919	STRUGER Peter	9.61	(39)	29.82	(454)	77.92	(2431)	14.82	(75)	12.52	(50)
50041	WALCHHOFER Michael	0.34	(2)	46.22	(1026)	14.16	(106)	3.23	(10)	44.97	(254)	
BEL (1)	60159	VAN BUYNDER Frederik	95.06	(760)	72.66	(2115)	53.73	(1370)	69.10	(885)	97.33	(764)
BUL (2)	90131	GEORGIEV Georgi	54.21	(284)	18.91	(187)	37.47	(684)	67.50	(840)	72.33	(547)
	90047	GEORGIEV Stefan	50.18	(246)	12.83	(94)	30.87	(522)	36.81	(281)	64.33	(459)
CAN (2)	103090	HELIE Louis-Pierre	21.88	(100)	13.97	(109)	19.72	(202)	13.82	(64)	24.37	(105)
	102873	KUCERA John	5.62	(22)	28.19	(396)	5.87	(29)	2.31	(7)	5.78	(23)
CRO (3)	380260	KOSTELIC Ivica	8.84	(38)	1.30	(2)	4.59	(11)	5.41	(26)	2.56	(4)
	380298	SIROKI Tin	32.24	(149)	37.45	(684)	25.72	(335)	27.31	(176)	28.79	(144)
	380292	ZRNCIC-DIM Natko	17.77	(76)	20.80	(219)	23.22	(278)	20.96	(118)	4.22	(9)
CZE (3)	150644	KRYZL Krystof	44.74	(218)	7.79	(41)	7.95	(47)	29.43	(196)	5.99	(29)
	150495	VRABLIK Martin	79.93	(541)	10.43	(67)	14.33	(109)	40.84	(321)	27.03	(123)
	150421	ZAHROBSKY Petr	14.62	(62)	45.38	(975)	9.84	(64)	12.23	(55)	28.29	(137)
FRA (7)	190915	BOURGEAT Pierrick	25.79	(116)	10.88	(73)	31.86	(552)	15.72	(81)	5.87	(26)
	192932	FAYED Guillermo	10.18	(40)	33.42	(556)	35.80	(668)	21.72	(126)	21.02	(82)
	192665	GRANGE Jean-Baptiste	31.81	(146)	0.00	(1)	4.89	(14)	30.53	(203)	1.50	(2)
	191459	LIZEROUX Julien	44.78	(220)	3.30	(7)	12.84	(91)	74.78	(1033)	5.03	(15)
	192504	MERMILLOD BLONDIN Thomas	30.93	(139)	8.47	(49)	8.32	(54)	25.35	(155)	12.10	(45)
	191462	PAQUIN Pierre	23.46	(105)	11.11	(75)	40.66	(841)	36.47	(277)	5.72	(22)
	192746	THEAUX Adrien	5.93	(28)	40.79	(813)	15.65	(132)	14.84	(76)	19.18	(74)



ALPHABETICAL LIST OF COMPETITORS

Number of Competitors: 66, Number of NOCs: 18

Nation	FIS Code	Name	FIS Points (15th of January 2009 – List 7)									
			DH		SL		GS		SG		SC	
GBR (1)	220695	CRAWFORD Douglas	32.52	(156)	34.44	(590)	20.77	(220)	21.49	(122)	42.25	(234)
GER (2)	201987	STRODL Andreas	22.26	(102)	53.23	(1310)	32.35	(570)	21.70	(125)	25.15	(108)
	201900	WAGNER Hannes	26.91	(121)	17.13	(154)	19.04	(186)	25.01	(151)	18.22	(67)
ITA (7)	292455	FILL Peter	3.54	(7)	28.33	(402)	8.03	(49)	5.43	(27)	4.49	(11)
	292514	HEEL Werner	3.67	(10)	104.57	(3451)	39.35	(786)	3.03	(9)	26.28	(116)
	293006	INNERHOFER Christof	4.29	(14)	15.26	(127)	10.36	(67)	4.20	(17)	5.03	(15)
	294277	KLOTZ Siegmur	21.45	(99)	21.62	(233)	19.88	(208)	23.54	(137)	12.35	(47)
	291459	PARIS Dominik	19.01	(84)	24.30	(294)	21.71	(241)	8.33	(36)	–	
	290998	STAUDACHER Patrick	12.87	(51)	108.67	(3620)	39.77	(802)	4.44	(19)	5.64	(21)
	292291	THANEI Stefan	10.53	(42)	54.91	(1369)	23.30	(283)	9.35	(43)	6.00	(31)
LIE (1)	350032	BUECHEL Marco	3.74	(11)	166.17	(5579)	13.45	(98)	3.66	(12)	–	
NOR (2)	421400	MYHRE Lars Elton	21.44	(98)	7.03	(34)	22.22	(254)	15.11	(79)	5.47	(17)
	421328	SVINDAL Aksel Lund	2.98	(6)	8.43	(48)	2.43	(6)	1.14	(4)	3.39	(6)
SLO (6)	560406	GORZA Ales	32.38	(152)	30.58	(479)	8.74	(57)	4.51	(20)	5.51	(18)
	560332	JERMAN Andrej	4.18	(13)	30.96	(490)	19.77	(203)	5.12	(22)	4.97	(14)
	561085	KRIZAJ Andrej	25.20	(111)	24.31	(295)	42.67	(930)	20.00	(109)	9.63	(39)
	561087	MARKIC Gasper	28.21	(128)	19.82	(201)	27.99	(424)	26.34	(164)	52.52	(332)
	561067	PERKO Rok	12.51	(47)	45.17	(965)	19.41	(199)	8.77	(39)	17.31	(63)
	560447	SPORN Andrej	13.73	(58)	26.66	(353)	15.36	(124)	7.69	(35)	23.72	(101)
SUI (9)	510993	ALBRECHT Daniel	5.83	(25)	5.70	(25)	1.95	(4)	4.87	(21)	2.75	(5)
	510030	CUCHE Didier	0.87	(3)	460.32	(7434)	1.70	(3)	0.90	(3)	26.16	(115)
	510727	DEFAGO Didier	3.80	(12)	44.06	(925)	5.35	(18)	0.00	(1)	5.97	(28)
	511529	GISIN Marc	20.39	(94)	29.80	(452)	21.94	(247)	20.42	(112)	28.34	(139)
	510767	HOFFMANN Ambrosi	4.42	(15)	169.26	(5659)	24.00	(300)	3.81	(14)	–	
	511313	JANKA Carlo	5.39	(21)	31.58	(505)	3.95	(8)	6.00	(31)	5.62	(20)
	511139	KUENG Patrick	14.87	(63)	26.82	(358)	19.14	(191)	16.78	(90)	16.53	(61)
	511352	VILETTA Sandro	80.04	(544)	8.56	(50)	6.80	(40)	20.34	(111)	5.99	(29)
	510890	ZURBRIGGEN Silvan	6.00	(31)	5.37	(21)	42.73	(934)	6.00	(31)	3.70	(8)
SWE (5)	501101	BYGGMARK Jens	30.82	(138)	4.73	(13)	25.85	(345)	55.10	(589)	31.03	(154)
	501230	ERICSSON Daniel	35.44	(169)	16.11	(138)	24.46	(310)	29.05	(193)	19.98	(78)
	501017	MYHRER Andre	61.54	(341)	4.59	(12)	9.50	(61)	62.68	(732)	220.71	(1362)
	501076	OLSSON Hans	5.62	(22)	10.60	(69)	22.13	(250)	20.69	(116)	11.34	(43)
	501026	RAINER Niklas	25.71	(113)	12.50	(92)	11.49	(80)	23.82	(139)	12.36	(49)
USA (5)	534939	FISHER Erik	13.00	(54)	22.91	(268)	15.62	(128)	10.40	(45)	9.33	(36)
	533842	FRANCIS Kevin	24.56	(108)	71.72	(2072)	17.44	(154)	11.99	(52)	17.16	(62)
	533098	FRIEDMAN Bryon	12.92	(52)	43.70	(912)	21.61	(239)	16.53	(87)	38.88	(211)
	532431	MILLER Bode	0.00	(1)	5.39	(23)	5.60	(23)	3.75	(13)	0.00	(1)
	530939	WEIBRECHT Andrew	19.52	(87)	39.23	(766)	13.80	(100)	13.49	(62)	9.61	(37)



AUDI FIS SKI WORLD CUP 2008/09
Wengen (SUI)



Audi FIS Ski World Cup



2nd MEN'S SUPER COMBINED
ALPHABETICAL LIST OF COMPETITORS

FRI 16 JAN 2009

LEGEND				
DH Downhill	SL Slalom	GS Giant Slalom	SG Super-G	SC Super Combined

16-01-2009 / Wengen (SUI) / 1322

Page 3/3

Data Processing by LONGINES

www.fis-ski.com

LONGINES Timing

Generation Date: THU 15 JAN 2009

Time: 17:16

Document: 32E 1.0



**Wengen****SWISSSKI**

16.–18. JANUAR 2009

**swisscom**

SRG SSR idée suisse

**helvetia****OCHSNER
SPORT****RE/MAX****infront**
SPORTS & MEDIA**AUDI FIS SKI WORLD CUP 2008/09****LONGINES****Wengen (SUI)****2nd MEN'S SUPER COMBINED
DRAW LIST BY POINTS**

FRI 16 JAN 2009

Number of Competitors: 66, Number of NOCs: 18 Ranked 100 in the FIS List: HONDA H. FIS Pts: 23.70

No.	FIS Code	Name	Nation	WCSL-SC	WCSL-O	FIS-SC
1	532431	MILLER Bode	USA	328 (1)	1207 (2)	0.00 (1)
2	192665	GRANGE Jean-Baptiste	FRA	256 (2)	1036 (5)	1.50 (2)
3	50625	RAICH Benjamin	AUT	246 (3)	1309 (1)	1.71 (3)
4	380260	KOSTELIC Ivica	CRO	205 (4)	986 (6)	2.56 (4)
5	510993	ALBRECHT Daniel	SUI	196 (5)	851 (7)	2.75 (5)
6	421328	SVINDAL Aksel Lund	NOR	165 (6)	1095 (4)	3.39 (6)
7	510890	ZURBRIGGEN Silvan	SUI	150 (8)	314 (34)	3.70 (7)
8	380292	ZRNCIC-DIM Natko	CRO	125 (9)	136 (61)	4.22 (8)
9	292455	FILL Peter	ITA	112 (11)	504 (13)	4.49 (9)
10	51215	BAUMANN Romed	AUT	91 (13)	274 (38)	4.93 (10)
11	560332	JERMAN Andrej	SLO	89 (14)	388 (26)	4.97 (11)
12	293006	INNERHOFER Christof	ITA	86 (15)	427 (20)	5.03 (13)
13	191459	LIZEROUX Julien	FRA	86 (15)	417 (23)	5.03 (12)
14	421400	MYHRE Lars Elton	NOR	65 (17)	129 (64)	5.47 (14)
15	560406	GORZA Ales	SLO	63 (18)	246 (40)	5.51 (15)
16	+400 511313	JANKA Carlo	SUI	58 (20)	429 (19)	5.62 (16)
17	+400 102873	KUCERA John	CAN	50 (23)	453 (16)	5.78 (19)
18	+400 510727	DEFAGO Didier	SUI	41 (28)	707 (10)	5.97 (21)
19	+400 510030	CUCHE Didier	SUI	37 (31)	1114 (3)	> 26.16 (44)
20	+400 50041	WALCHHOFER Michael	AUT	15 (43)	660 (11)	> 44.97 (55)
21	290998	STAUDACHER Patrick	ITA	57 (21)	211 (45)	5.64 (17)
22	191462	PAQUIN Pierre	FRA	53 (22)	67 (88)	5.72 (18)
23	190915	BOURGEAT Pierrick	FRA	46 (26)	52 (95)	5.87 (20)
24	511352	VILETTA Sandro	SUI	40 (29)	129 (64)	5.99 (23)
25	150644	KRYZL Krystof	CZE	40 (29)	53 (94)	5.99 (22)
26	501076	OLSSON Hans	SWE	37 (31)	146 (56)	11.34 (28)
27	501026	RAINER Niklas	SWE	33 (33)	35 (108)	12.36 (31)
28	192746	THEAUX Adrien	FRA	32 (34)	144 (57)	19.18 (38)
29	560447	SPORN Andrej	SLO	32 (34)	45 (101)	> 23.72 (41)
30	501101	BYGGMARK Jens	SWE	29 (36)	236 (41)	> 31.03 (50)
31	+400 292514	HEEL Werner	ITA	14 (44)	441 (18)	> 26.28 (45)
32	+400 50423	MAIER Hermann	AUT	-	497 (14)	4.95 *
33	292291	THANEI Stefan	ITA	6 (58)	15 (133)	6.00 (24)
34	534939	FISHER Erik	USA	-	50 (97)	9.33 (25)
35	530939	WEIBRECHT Andrew	USA	14 (44)	33 (113)	9.61 (26)
36	561085	KRIZAJ Andrej	SLO	-	-	9.63 (27)
37	192504	MERMILLOD BLONDIN Thomas	FRA	-	34 (109)	12.10 (29)

16-01-2009 / Wengen (SUI) / 1322

Page 1/2

Data Processing by LONGINES


www.fis-ski.com

LONGINES Timing

Generation Date: THU 15 JAN 2009

Time: 17:16

Document: 45A 1.0



Number of Competitors: 66, Number of NOCs: 18 Ranked 100 in the FIS List: HONDA H. FIS Pts: 23.70

No.	FIS Code	Name	Nation	WCSL-SC	WCSL-O	FIS-SC
38	294277	KLOTZ Siegmar	ITA	-	-	12.35 (30)
39	50919	STRUGER Peter	AUT	-	3 (159)	12.52 (32)
40	511139	KUENG Patrick	SUI	-	-	16.53 (33)
41	533842	FRANCIS Kevin	USA	-	-	17.16 (34)
42	561067	PERKO Rok	SLO	8 (53)	18 (129)	17.31 (35)
43	201900	WAGNER Hannes	GER	-	-	18.22 (36)
44	51327	PUCHNER Joachim	AUT	-	-	18.36 (37)
45	501230	ERICSSON Daniel	SWE	-	-	19.98 (39)
46	192932	FAYED Guillermo	FRA	6 (58)	31 (116)	21.02 (40)
47	103090	HELIE Louis-Pierre	CAN	-	-	> 24.37 (42)
48	201987	STRODL Andreas	GER	-	9 (147)	> 25.15 (43)
49	150495	VRABLIK Martin	CZE	8 (53)	8 (150)	> 27.03 (46)
50	150421	ZAHROBSKY Petr	CZE	-	1 (166)	> 28.29 (47)
51	511529	GISIN Marc	SUI	-	-	> 28.34 (48)
52	380298	SIROKI Tin	CRO	-	-	> 28.79 (49)
53	30149	SIMARI BIRKNER Cristian Javier	ARG	-	-	> 38.78 (51)
54	533098	FRIEDMAN Bryon	USA	-	-	> 38.88 (52)
55	220695	CRAWFORD Douglas	GBR	-	-	> 42.25 (53)
56	40255	BRAUER Jono	AUS	3 (62)	3 (159)	> 42.61 (54)
57	50761	ALSTER Christoph	AUT	-	4 (157)	> 49.26 (56)
58	561087	MARKIC Gasper	SLO	-	-	> 52.52 (57)
59	90047	GEORGIEV Stefan	BUL	-	-	> 64.33 (58)
60	90131	GEORGIEV Georgi	BUL	10 (51)	10 (145)	> 72.33 (59)
61	60159	VAN BUYNDER Frederik	BEL	-	-	> 97.33 (60)
62	501017	MYHRER Andre	SWE	-	228 (42)	> 220.71 (61)
63	50753	KROELL Klaus	AUT	-	396 (24)	2.03 *
64	350032	BUECHEL Marco	LIE	-	395 (25)	3.74 *
65	510767	HOFFMANN Ambrosi	SUI	-	341 (31)	4.42 *
66	291459	PARIS Dominik	ITA	-	-	19.01 *

LEGEND			
+400	More than 400 points on WCSL-O after 15th place or after 30th place	FIS-SC	FIS points for Super Combined
WCSL-SC	World Cup Start List points for Super Combined	WCSL-O	Overall WCSL points
*	FIS points DH, SG or SL instead FIS SC	No.	Control Number

16-01-2009 / Wengen (SUI) / 1322

Page 2/2

Data Processing by LONGINES


www.fis-ski.com

LONGINES Timing

Generation Date: THU 15 JAN 2009

Time: 17:16

Document: 45A 1.0



**Wengen**

SWISSSKI

16.–18. JANUAR 2009



swisscom

SRG SSR idée suisse



helvetia

OCHSNER
SPORT

RE/MAX

infront
SPORTS & MEDIA

AUDI FIS SKI WORLD CUP 2008/09



Wengen (SUI)

2nd MEN'S SUPER COMBINED - DOWNHILL
START LISTFRI 16 JAN 2009
Start Time: 10:30**Jury**

TD FIS	M. COZZI	ITA
Referee	G. HUJARA	FIS
Assistant Referee	H. SCHMALZL	FIS
Chief of Race	U. NAEPFLIN	SUI

Technical Data

Course Name	Lauberhorn	Jungfrau
Start Altitude	2000 m	1475 m
Finish Altitude	1287 m	1287 m
Vertical Drop	713 m	188 m
Course Length	3088 m	
Homologation Number	8217/10/06	5467/197/99

Downhill**Slalom****Race Information Downhill**

Course Setter	H. SCHMALZL	FIS
Number of Gates	35	

Race Information Slalom

Course Setter	G. NEEDELL	USA
Number of Gates	56	
Turning Gates	55	
Start Time	13:30	

Start Time

10:30

Forerunners

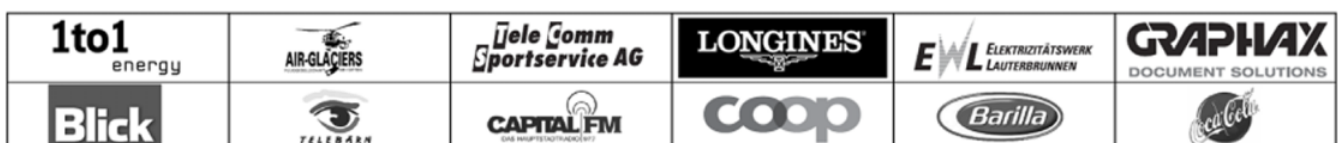
A - F. BRECHBUEHL	SUI
B - S. SCHNEEBERGER	SUI
C - P. GASSER	SUI
D - C. BOHNER	SUI
E - R. GODLI	SUI
F - S. GMUER	SUI
G - M. WUETRICH	SUI
H - B. STEINER	SUI

Forerunners

A - C. BOHNER	SUI
B - R. GODLI	SUI
C - S. SCHNEEBERGER	SUI
D - L. BACH	SUI

Number of Competitors: 66, Number of NOCs: 18

Bib	FIS Code	Name	Year of Birth	Nation	Time	Ski
1	102873	KUCERA John	1984	CAN	_____	Atomic
2	510030	CUCHE Didier	1974	SUI	_____	Head
3	501076	OLSSON Hans	1984	SWE	_____	Head
4	501101	BYGGMARK Jens	1985	SWE	_____	Atomic
5	511313	JANKA Carlo	1986	SUI	_____	Atomic
6	560447	SPORN Andrej	1981	SLO	_____	Elan
7	150644	KRYZL Krystof	1986	CZE	_____	Elan
8	560406	GORZA Ales	1980	SLO	_____	Fischer
9	421400	MYHRE Lars Elton	1984	NOR	_____	Rossignol
10	560332	JERMAN Andrej	1978	SLO	_____	Stoekli
11	51215	BAUMANN Romed	1986	AUT	_____	Salomon
12	293006	INNERHOFER Christof	1984	ITA	_____	Rossignol
13	191459	LIZEROUX Julien	1979	FRA	_____	Dynastar
14	292455	FILL Peter	1982	ITA	_____	Atomic
15	380292	ZRNCIC-DIM Natko	1986	CRO	_____	Atomic
16	510890	ZURBRIGGEN Silvan	1981	SUI	_____	Rossignol



Number of Competitors: 66, Number of NOCs: 18

Bib	FIS Code	Name	Year of Birth	Nation	Time	Ski
17	510993	ALBRECHT Daniel	1983	SUI		Atomic
18	50625	RAICH Benjamin	1978	AUT		Atomic
19	380260	KOSTELIC Ivica	1979	CRO		Fischer
20	192665	GRANGE Jean-Baptiste	1984	FRA		Rossignol
21	421328	SVINDAL Aksel Lund	1982	NOR		Atomic
22	532431	MILLER Bode	1977	USA		Head
23	191462	PAQUIN Pierre	1979	FRA		Salomon
24	501026	RAINER Niklas	1983	SWE		Fischer
25	510727	DEFAGO Didier	1977	SUI		Rossignol
26	190915	BOURGEAT Pierrick	1976	FRA		Rossignol
27	511352	VILETTA Sandro	1986	SUI		Nordica
28	192746	THEAUX Adrien	1984	FRA		Rossignol
29	50041	WALCHHOFER Michael	1975	AUT		Atomic
30	290998	STAUDACHER Patrick	1980	ITA		Head
31	292514	HEEL Werner	1982	ITA		Rossignol
32	50423	MAIER Hermann	1972	AUT		Head
33	292291	THANEI Stefan	1981	ITA		Atomic
34	534939	FISHER Erik	1985	USA		Atomic
35	530939	WEIBRECHT Andrew	1986	USA		Rossignol
36	561085	KRIZAJ Andrej	1986	SLO		Stoeckli
37	192504	MERMILLOD BLONDIN Thomas	1984	FRA		Salomon
38	294277	KLOTZ Siegmund	1987	ITA		Nordica
39	50919	STRUGER Peter	1982	AUT		Salomon
40	511139	KUENG Patrick	1984	SUI		Salomon
41	533842	FRANCIS Kevin	1982	USA		Atomic
42	561067	PERKO Rok	1985	SLO		Stoeckli
43	201900	WAGNER Hannes	1986	GER		Rossignol
44	51327	PUCHNER Joachim	1987	AUT		Atomic
45	501230	ERICSSON Daniel	1987	SWE		Head
46	192932	FAYED Guillermo	1985	FRA		Dynastar
47	103090	HELIE Louis-Pierre	1986	CAN		Rossignol
48	201987	STRODL Andreas	1987	GER		Atomic
49	150495	VRABLIK Martin	1982	CZE		Elan
50	150421	ZAHROBSKY Petr	1980	CZE		Head
51	511529	GISIN Marc	1988	SUI		Nordica
52	380298	SIROKI Tin	1987	CRO		Atomic
53	30149	SIMARI BIRKNER Cristian Javier	1980	ARG		
54	533098	FRIEDMAN Bryon	1980	USA		Fischer
55	220695	CRAWFORD Douglas	1987	GBR		
56	40255	BRAUER Jono	1981	AUS		Head
57	50761	ALSTER Christoph	1980	AUT		Fischer
58	561087	MARKIC Gasper	1986	SLO		Elan
59	90047	GEORGIEV Stefan	1977	BUL		Rossignol
60	90131	GEORGIEV Georgi	1987	BUL		
61	60159	VAN BUYNDER Frederik	1988	BEL		
62	501017	MYHRER Andre	1983	SWE		Nordica
63	50753	KROELL Klaus	1980	AUT		Salomon
64	350032	BUECHEL Marco	1971	LIE		Head



AUDI FIS SKI WORLD CUP 2008/09
Wengen (SUI)



2nd MEN'S SUPER COMBINED - DOWNHILL
START LIST

FRI 16 JAN 2009
 Start Time: 10:30

Number of Competitors: 66, Number of NOCs: 18

Bib	FIS Code	Name	Year of Birth	Nation	Time	Ski
65	510767	HOFFMANN Ambrosi	1977	SUI	_____	Head
66	291459	PARIS Dominik	1989	ITA	_____	Nordica





79. INTERNATIONALE LAUBERHORNRENNEN – Audi FIS Ski World Cup

**Wengen**

SWISSSKI

16.–18. JANUAR 2009



swisscom

SRG SSR idée suisse



helvetia

OCHSNER
SPORT

RE/MAX

infront
SPORTS & MEDIA

AUDI FIS SKI WORLD CUP 2008/09



Wengen (SUI)



2nd MEN'S SUPER COMBINED - DOWNHILL

FRI 16 JAN 2009

OFFICIAL RESULTS

Start Time: 10:30

Jury			Technical Data		Downhill	Slalom
TD FIS	M. COZZI	ITA	Course Name	Lauberhorn	Jungfrau	
Referee	G. HUJARA	FIS	Start Altitude	2000 m	1475 m	
Assistant Referee	H. SCHMALZL	FIS	Finish Altitude	1287 m	1287 m	
Chief of Race	U. NAEPFLIN	SUI	Vertical Drop	713 m	188 m	
			Course Length	3088 m		
			Homologation Number	8217/10/06	5467/197/99	
Race Information Downhill			Race Information Slalom			
Course Setter	H. SCHMALZL	FIS	Course Setter	G. NEEDELL	USA	
Number of Gates	35		Number of Gates	56		
Start Time	10:30		Turning Gates	55		
Forerunners	A - F. BRECHBUEHL	SUI	Start Time	13:30		
	B - S. SCHNEEBERGER	SUI	Forerunners	A - C. BOHNER	SUI	
	C - P. GASSER	SUI		B - R. GODLI	SUI	
	D - C. BOHNER	SUI		C - S. SCHNEEBERGER	SUI	
	E - R. GODLI	SUI		D - L. BACH	SUI	
	F - S. GMUER	SUI				
	G - M. WUETRICH	SUI				
	H - B. STEINER	SUI				

Weather: Sunny Snow: Hard Temperature – Start: –6 °C Finish: –6 °C

Number of Competitors: 66, Number of NOCs: 18

Rank	Bib	FIS Code	Name	Year of Birth	Nation	Time	Diff.	Dist. (m)	Ski
1	17	510993	ALBRECHT Daniel	1983	SUI	1:46.47			Atomic
2	5	511313	JANKA Carlo	1986	SUI	1:47.15	0.68	19.60	Atomic
3	31	292514	HEEL Werner	1982	ITA	1:47.63	1.16	33.28	Rossignol
4	14	292455	FILL Peter	1982	ITA	1:47.65	1.18	33.85	Atomic
5	2	510030	CUCHE Didier	1974	SUI	1:47.71	1.24	35.55	Head
6	22	532431	MILLER Bode	1977	USA	1:47.73	1.26	36.12	Head
7	29	50041	WALCHHOFER Michael	1975	AUT	1:47.85	1.38	39.51	Atomic
8	25	510727	DEFAGO Didier	1977	SUI	1:47.87	1.40	40.08	Rossignol
9	12	293006	INNERHOFER Christof	1984	ITA	1:47.89	1.42	40.64	Rossignol
10	10	560332	JERMAN Andrej	1978	SLO	1:47.95	1.48	42.34	Stoekli
11	16	510890	ZURBRIGGEN Silvan	1981	SUI	1:48.16	1.69	48.25	Rossignol
12	21	421328	SVINDAL Aksel Lund	1982	NOR	1:48.19	1.72	49.09	Atomic
12	6	560447	SPORN Andrej	1981	SLO	1:48.19	1.72	49.09	Elan
14	28	192746	THEAUX Adrien	1984	FRA	1:48.32	1.85	52.74	Rossignol
15	1	102873	KUCERA John	1984	CAN	1:48.43	1.96	55.82	Atomic

16-01-2009 / Wengen (SUI) / 1322

Page 1/3

Data Processing by LONGINES


www.fis-ski.com

LONGINES Timing

Generation Date: FRI 16 JAN 2009

Time: 12:28

Document: 73B 1.0



Number of Competitors: 66, Number of NOCs: 18

Rank	Bib	FIS Code	Name	Year of Birth	Nation	Time	Diff.	Dist. (m)	Ski
16	3	501076	OLSSON Hans	1984	SWE	1:48.46	1.99	56.66	Head
17	18	50625	RAICH Benjamin	1978	AUT	1:48.62	2.15	61.12	Atomic
18	19	380260	KOSTELIC Ivica	1979	CRO	1:48.73	2.26	64.19	Fischer
19	13	191459	LIZEROUX Julien	1979	FRA	1:48.75	2.28	64.74	Dynastar
20	35	530939	WEIBRECHT Andrew	1986	USA	1:48.85	2.38	67.52	Rossignol
21	24	501026	RAINER Niklas	1983	SWE	1:49.05	2.58	73.06	Fischer
22	40	511139	KUENG Patrick	1984	SUI	1:49.14	2.67	75.54	Salomon
23	11	51215	BAUMANN Romed	1986	AUT	1:49.18	2.71	76.65	Salomon
24	9	421400	MYHRE Lars Elton	1984	NOR	1:49.21	2.74	77.48	Rossignol
25	41	533842	FRANCIS Kevin	1982	USA	1:49.47	3.00	84.63	Atomic
26	20	192665	GRANGE Jean-Baptiste	1984	FRA	1:49.52	3.05	86.00	Rossignol
27	33	292291	THANEI Stefan	1981	ITA	1:49.59	3.12	87.91	Atomic
27	8	560406	GORZA Ales	1980	SLO	1:49.59	3.12	87.91	Fischer
29	32	50423	MAIER Hermann	1972	AUT	1:49.64	3.17	89.28	Head
30	15	380292	ZRNCIC-DIM Natko	1986	CRO	1:49.67	3.20	90.10	Atomic
31	48	201987	STRODL Andreas	1987	GER	1:49.69	3.22	90.65	Atomic
32	39	50919	STRUGER Peter	1982	AUT	1:49.72	3.25	91.47	Salomon
33	30	290998	STAUDACHER Patrick	1980	ITA	1:49.93	3.46	97.19	Head
34	23	191462	PAQUIN Pierre	1979	FRA	1:50.10	3.63	101.81	Salomon
35	46	192932	FAYED Guillermo	1985	FRA	1:50.12	3.65	102.35	Dynastar
35	27	511352	VILETTA Sandro	1986	SUI	1:50.12	3.65	102.35	Nordica
37	7	150644	KRYZL Krystof	1986	CZE	1:50.22	3.75	105.06	Elan
38	44	51327	PUCHNER Joachim	1987	AUT	1:50.30	3.83	107.23	Atomic
39	37	192504	MERMILLOD BLONDIN T.	1984	FRA	1:50.36	3.89	108.85	Salomon
40	36	561085	KRIZAJ Andrej	1986	SLO	1:50.43	3.96	110.74	Stoekli
41	26	190915	BOURGEAT Pierrick	1976	FRA	1:50.52	4.05	113.16	Rossignol
42	47	103090	HELIE Louis-Pierre	1986	CAN	1:50.59	4.12	115.04	Rossignol
43	4	501101	BYGGMARK Jens	1985	SWE	1:50.75	4.28	119.34	Atomic
44	51	511529	GISIN Marc	1988	SUI	1:50.78	4.31	120.14	Nordica
45	34	534939	FISHER Erik	1985	USA	1:50.86	4.39	122.28	Atomic
46	38	294277	KLOTZ Siegmarr	1987	ITA	1:50.88	4.41	122.82	Nordica
47	66	291459	PARIS Dominik	1989	ITA	1:51.20	4.73	131.35	Nordica
48	62	501017	MYHRER Andre	1983	SWE	1:51.33	4.86	134.80	Nordica
49	55	220695	CRAWFORD Douglas	1987	GBR	1:51.39	4.92	136.39	
50	45	501230	ERICSSON Daniel	1987	SWE	1:51.40	4.93	136.66	Head
51	56	40255	BRAUER Jono	1981	AUS	1:51.47	5.00	138.51	Head
52	49	150495	VRABLIK Martin	1982	CZE	1:53.77	7.30	198.14	Elan
53	53	30149	SIMARI BIRKNER C.	1980	ARG	1:53.88	7.41	200.93	
54	59	90047	GEORGIEV Stefan	1977	BUL	1:54.36	7.89	213.05	Rossignol
55	60	90131	GEORGIEV Georgi	1987	BUL	1:55.67	9.20	245.61	
56	61	60159	VAN BUYNDER Frederik	1988	BEL	1:56.49	10.02	265.62	

DID NOT START DOWNHILL: 4 competitors

54	533098	FRIEDMAN Bryon	1980	USA		Fischer
57	50761	ALSTER Christoph	1980	AUT		Fischer
63	50753	KROELL Klaus	1980	AUT		Salomon
64	350032	BUECHEL Marco	1971	LIE		Head



AUDI FIS SKI WORLD CUP 2008/09
Wengen (SUI)



2nd MEN'S SUPER COMBINED – DOWNHILL
OFFICIAL RESULTS

FRI 16 JAN 2009
Start Time: 10:30

Number of Competitors: 66, Number of NOCs: 18

Rank	Bib	FIS Code	Name	Year of Birth	Nation	Time	Diff.	Dist. (m)	Ski
DID NOT FINISH DOWNHILL: 5 competitors									
	42	561067	PERKO Rok	1985	SLO				Stoekli
	43	201900	WAGNER Hannes	1986	GER				Rossignol
	50	150421	ZAHROBSKY Petr	1980	CZE				Head
	52	380298	SIROKI Tin	1987	CRO				Atomic
	58	561087	MARKIC Gasper	1986	SLO				Elan
DISQUALIFIED DOWNHILL: 1 competitor									
	65	510767	HOFFMANN Ambrosi	1977	SUI	Gate 50	Rule 629.3		Head

Reason for disqualification:

629.3 Does not pass through a gate correctly

16-01-2009 / Wengen (SUI) / 1322

Page 3/3

Data Processing by LONGINES


www.fis-ski.com

LONGINES Timing

Generation Date: FRI 16 JAN 2009

Time: 12:28

Document: 73B 1.0





79. INTERNATIONALE LAUBERHORNRENNEN – Audi FIS Ski World Cup

**Wengen**

SWISSSKI

16.–18. JANUAR 2009



swisscom

SRG SSR idée suisse



helvetia

OCHSNER
SPORT

RE/MAX

infront
SPORTS & MEDIA

AUDI FIS SKI WORLD CUP 2008/09



Wengen (SUI)

2nd MEN'S SUPER COMBINED - SLALOM
START LISTFRI 16 JAN 2009
Start Time: 13:30

Jury			Technical Data		Downhill	Slalom
TD FIS	M. COZZI	ITA	Course Name	Lauberhorn	Jungfrau	
Referee	G. HUJARA	FIS	Start Altitude	2000 m	1475 m	
Assistant Referee	H. SCHMALZL	FIS	Finish Altitude	1287 m	1287 m	
Chief of Race	U. NAEPLIN	SUI	Vertical Drop	713 m	188 m	
			Course Length	3088 m		
			Homologation Number	8217/10/06	5467/197/99	

Race Information Downhill

Course Setter	H. SCHMALZL	FIS
Number of Gates	35	

Start Time 10:30

Forerunners	Name	Nation
A	F. BRECHBUEHL	SUI
B	S. SCHNEEBERGER	SUI
C	P. GASSER	SUI
D	C. BOHNER	SUI
E	R. GODLI	SUI
F	S. GMUER	SUI
G	M. WUETRICH	SUI
H	B. STEINER	SUI

Race Information Slalom

Course Setter	G. NEEDELL	USA
Number of Gates	56	
Turning Gates	55	
Start Time	13:30	

Forerunners	Name	Nation
A	C. BOHNER	SUI
B	R. GODLI	SUI
C	S. SCHNEEBERGER	SUI
D	L. BACH	SUI

Number of Competitors: 56, Number of NOCs: 17

Start Order	Bib	FIS Code	Name	Year of Birth	Nation	Downhill	Diff.	Rank	Slalom	Total	Ski
1	15	380292	ZRNCIC-DIM Natko	1986	CRO	1:49.67	3.20	30			Atomic
-	32	50423	MAIER Hermann	1972	AUT	1:49.64	3.17	29	DNS		Head
2	8	560406	GORZA Ales	1980	SLO	1:49.59	3.12	27			Fischer
3	33	292291	THANEI Stefan	1981	ITA	1:49.59	3.12	27			Atomic
4	20	192665	GRANGE Jean-Baptiste	1984	FRA	1:49.52	3.05	26			Rossignol
5	41	533842	FRANCIS Kevin	1982	USA	1:49.47	3.00	25			Atomic
6	9	421400	MYHRE Lars Elton	1984	NOR	1:49.21	2.74	24			Rossignol
7	11	51215	BAUMANN Romed	1986	AUT	1:49.18	2.71	23			Salomon
8	40	511139	KUENG Patrick	1984	SUI	1:49.14	2.67	22			Salomon
9	24	501026	RAINER Niklas	1983	SWE	1:49.05	2.58	21			Fischer
10	35	530939	WEIBRECHT Andrew	1986	USA	1:48.85	2.38	20			Rossignol
11	13	191459	LIZEROUX Julien	1979	FRA	1:48.75	2.28	19			Dynastar
12	19	380260	KOSTELIC Ivica	1979	CRO	1:48.73	2.26	18			Fischer
13	18	50625	RAICH Benjamin	1978	AUT	1:48.62	2.15	17			Atomic
14	3	501076	OLSSON Hans	1984	SWE	1:48.46	1.99	16			Head

16-01-2009 / Wengen (SUI) / 1322

Page 1/2

Data Processing by LONGINES


www.fis-ski.com

LONGINES Timing

Generation Date: FRI 16 JAN 2009

Time: 12:32

Document: 51B 1.0





AUDI FIS SKI WORLD CUP 2008/09
Wengen (SUI)




2nd MEN'S SUPER COMBINED - SLALOM
START LIST

FRI 16 JAN 2009
Start Time: 13:30

Number of Competitors: 56, Number of NOCs: 17

Start Order	Bib	FIS Code	Name	Year of Birth	Nation	Downhill	Diff.	Rank	Slalom	Total	Ski
15	1	102873	KUCERA John	1984	CAN	1:48.43	1.96	15			Atomic
16	28	192746	THEAUX Adrien	1984	FRA	1:48.32	1.85	14			Rossignol
17	6	560447	SPORN Andrej	1981	SLO	1:48.19	1.72	12			Elan
18	21	421328	SVINDAL Aksel Lund	1982	NOR	1:48.19	1.72	12			Atomic
19	16	510890	ZURBRIGGEN Silvan	1981	SUI	1:48.16	1.69	11			Rossignol
20	10	560332	JERMAN Andrej	1978	SLO	1:47.95	1.48	10			Stoekli
21	12	293006	INNERHOFER Christof	1984	ITA	1:47.89	1.42	9			Rossignol
22	25	510727	DEFAGO Didier	1977	SUI	1:47.87	1.40	8			Rossignol
-	29	50041	WALCHHOFER Michael	1975	AUT	1:47.85	1.38	7	DNS		Atomic
23	22	532431	MILLER Bode	1977	USA	1:47.73	1.26	6			Head
-	2	510030	CUCHE Didier	1974	SUI	1:47.71	1.24	5	DNS		Head
24	14	292455	FILL Peter	1982	ITA	1:47.65	1.18	4			Atomic
25	31	292514	HEEL Werner	1982	ITA	1:47.63	1.16	3			Rossignol
26	5	511313	JANKA Carlo	1986	SUI	1:47.15	0.68	2			Atomic
27	17	510993	ALBRECHT Daniel	1983	SUI	1:46.47	0.00	1			Atomic
28	48	201987	STRODL Andreas	1987	GER	1:49.69	3.22	31			Atomic
29	39	50919	STRUGER Peter	1982	AUT	1:49.72	3.25	32			Salomon
30	30	290998	STAUDACHER Patrick	1980	ITA	1:49.93	3.46	33			Head
31	23	191462	PAQUIN Pierre	1979	FRA	1:50.10	3.63	34			Salomon
32	46	192932	FAYED Guillermo	1985	FRA	1:50.12	3.65	35			Dynastar
33	27	511352	VILETTA Sandro	1986	SUI	1:50.12	3.65	35			Nordica
34	7	150644	KRYZL Krystof	1986	CZE	1:50.22	3.75	37			Elan
35	44	51327	PUCHNER Joachim	1987	AUT	1:50.30	3.83	38			Atomic
36	37	192504	MERMILLOD BLONDIN T.	1984	FRA	1:50.36	3.89	39			Salomon
37	36	561085	KRIZAJ Andrej	1986	SLO	1:50.43	3.96	40			Stoekli
38	26	190915	BOURGEAT Pierrick	1976	FRA	1:50.52	4.05	41			Rossignol
39	47	103090	HELIE Louis-Pierre	1986	CAN	1:50.59	4.12	42			Rossignol
40	4	501101	BYGGMARK Jens	1985	SWE	1:50.75	4.28	43			Atomic
41	51	511529	GISIN Marc	1988	SUI	1:50.78	4.31	44			Nordica
-	34	534939	FISHER Erik	1985	USA	1:50.86	4.39	45	DNS		Atomic
42	38	294277	KLOTZ Siegmar	1987	ITA	1:50.88	4.41	46			Nordica
43	66	291459	PARIS Dominik	1989	ITA	1:51.20	4.73	47			Nordica
44	62	501017	MYHRER Andre	1983	SWE	1:51.33	4.86	48			Nordica
45	55	220695	CRAWFORD Douglas	1987	GBR	1:51.39	4.92	49			
46	45	501230	ERICSSON Daniel	1987	SWE	1:51.40	4.93	50			Head
47	56	40255	BRAUER Jono	1981	AUS	1:51.47	5.00	51			Head
48	49	150495	VRABLIK Martin	1982	CZE	1:53.77	7.30	52			Elan
49	53	30149	SIMARI BIRKNER C.	1980	ARG	1:53.88	7.41	53			
50	59	90047	GEORGIEV Stefan	1977	BUL	1:54.36	7.89	54			Rossignol
51	60	90131	GEORGIEV Georgi	1987	BUL	1:55.67	9.20	55			
52	61	60159	VAN BUYNDER Frederik	1988	BEL	1:56.49	10.02	56			





79. INTERNATIONALE LAUBERHORNRENNEN – Audi FIS Ski World Cup

**Wengen**

SWISSSKI

16.–18. JANUAR 2009

SRG SSR idée suisse
swisscom

helvetia

OCHSNER
SPORT

RE/MAX

infront
SPORTS & MEDIA

AUDI FIS SKI WORLD CUP 2008/09

LONGINES®

Wengen (SUI)

2nd MEN'S SUPER COMBINED
OFFICIAL RESULTSFRI 16 JAN 2009
Start Time: 13:30

Jury			Technical Data		Downhill	Slalom
TD FIS	M. COZZI	ITA	Course Name	Lauberhorn		Jungfrau
Referee	G. HUJARA	FIS	Start Altitude	2000 m		1475 m
Assistant Referee	H. SCHMALZL	FIS	Finish Altitude	1287 m		1287 m
Chief of Race	U. NAEPLIN	SUI	Vertical Drop	713 m		188 m
			Course Length	3088 m		
			Homologation Number	8217/10/06		5467/197/99

Race Information Downhill

Course Setter	H. SCHMALZL	FIS
Number of Gates	35	

Start Time 10:30

Forerunners	Name	Nation
A	F. BRECHBUEHL	SUI
B	S. SCHNEEBERGER	SUI
C	P. GASSER	SUI
D	C. BOHNER	SUI
E	R. GODLI	SUI
F	S. GMUER	SUI
G	M. WUETRICH	SUI
H	B. STEINER	SUI

Race Information Slalom

Course Setter	G. NEEDELL	USA
Number of Gates	56	
Turning Gates	55	
Start Time	13:30	

Forerunners	Name	Nation
A	C. BOHNER	SUI
B	R. GODLI	SUI
C	S. SCHNEEBERGER	SUI
D	L. BACH	SUI

Weather: Sunny Snow: Hard Temperature – Start: –2 °C Finish: 0 °C F-factor: 1240

Number of Competitors: 66, Number of NOCs: 18

Rank	Bib	FIS Code	Name	Year of Birth	Nation	Downhill	Slalom	Total	Diff.	Race Points	Ski
1	5	511313	JANKA Carlo	1986	SUI	1:47.15	47.01	2:34.16		0.00	Atomic
2	14	292455	FILL Peter	1982	ITA	1:47.65	46.73	2:34.38	0.22	1.77	Atomic
3	16	510890	ZURBRIGGEN Silvan	1981	SUI	1:48.16	46.40	2:34.56	0.40	3.22	Rossignol
4	19	380260	KOSTELIC Ivica	1979	CRO	1:48.73	46.08	2:34.81	0.65	5.23	Fischer
5	13	191459	LIZEROUX Julien	1979	FRA	1:48.75	46.20	2:34.95	0.79	6.35	Dynastar
6	17	510993	ALBRECHT Daniel	1983	SUI	1:46.47	48.60	2:35.07	0.91	7.32	Atomic
7	18	50625	RAICH Benjamin	1978	AUT	1:48.62	46.65	2:35.27	1.11	8.93	Atomic
8	21	421328	SVINDAL Aksel Lund	1982	NOR	1:48.19	47.15	2:35.34	1.18	9.49	Atomic
9	20	192665	GRANGE Jean-Baptiste	1984	FRA	1:49.52	45.89	2:35.41	1.25	10.05	Rossignol
10	15	380292	ZRNCIC-DIM Natko	1986	CRO	1:49.67	45.87	2:35.54	1.38	11.10	Atomic
11	9	421400	MYHRE Lars Elton	1984	NOR	1:49.21	46.63	2:35.84	1.68	13.51	Rossignol
12	25	510727	DEFAGO Didier	1977	SUI	1:47.87	48.65	2:36.52	2.36	18.98	Rossignol
13	12	293006	INNERHOFER Christof	1984	ITA	1:47.89	48.92	2:36.81	2.65	21.32	Rossignol

#826

16-01-2009 / Wengen (SUI) / 1322

Page 1/3

Data Processing by LONGINES

www.fis-ski.com

LONGINES Timing

Generation Date: FRI 16 JAN 2009

Time: 14:58

Document: 73E 1.0





AUDI FIS SKI WORLD CUP 2008/09
Wengen (SUI)



Audi FIS Ski World Cup



2nd MEN'S SUPER COMBINED
OFFICIAL RESULTS

FRI 16 JAN 2009
Start Time: 13:30

Number of Competitors: 66, Number of NOCs: 18

Rank	Bib	FIS Code	Name	Year of Birth	Nation	Downhill	Slalom	Total	Diff.	Race Points	Ski
14	24	501026	RAINER Niklas	1983	SWE	1:49.05	47.84	2:36.89	2.73	21.96	Fischer
15	28	192746	THEAUX Adrien	1984	FRA	1:48.32	48.58	2:36.90	2.74	22.04	Rossignol
16	11	51215	BAUMANN Romed	1986	AUT	1:49.18	47.95	2:37.13	2.97	23.89	Salomon
17	27	511352	VILETTA Sandro	1986	SUI	1:50.12	47.30	2:37.42	3.26	26.22	Nordica
18	31	292514	HEEL Werner	1982	ITA	1:47.63	49.85	2:37.48	3.32	26.70	Rossignol
19	40	511139	KUENG Patrick	1984	SUI	1:49.14	48.47	2:37.61	3.45	27.75	Salomon
20	37	192504	MERMILLOD BLONDIN T.	1984	FRA	1:50.36	47.37	2:37.73	3.57	28.72	Salomon
21	1	102873	KUCERA John	1984	CAN	1:48.43	49.35	2:37.78	3.62	29.12	Atomic
22	7	150644	KRYZL Krystof	1986	CZE	1:50.22	47.63	2:37.85	3.69	29.68	Elan
23	62	501017	MYHRER Andre	1983	SWE	1:51.33	46.59	2:37.92	3.76	30.24	Nordica
23	4	501101	BYGGMARK Jens	1985	SWE	1:50.75	47.17	2:37.92	3.76	30.24	Atomic
25	3	501076	OLSSON Hans	1984	SWE	1:48.46	49.77	2:38.23	4.07	32.74	Head
26	23	191462	PAQUIN Pierre	1979	FRA	1:50.10	48.20	2:38.30	4.14	33.30	Salomon
27	26	190915	BOURGEAT Pierrick	1976	FRA	1:50.52	47.93	2:38.45	4.29	34.51	Rossignol
28	35	530939	WEIBRECHT Andrew	1986	USA	1:48.85	49.85	2:38.70	4.54	36.52	Rossignol
29	38	294277	KLOTZ Siegmar	1987	ITA	1:50.88	47.85	2:38.73	4.57	36.76	Nordica
30	6	560447	SPORN Andrej	1981	SLO	1:48.19	50.74	2:38.93	4.77	38.37	Elan
31	33	292291	THANEI Stefan	1981	ITA	1:49.59	49.39	2:38.98	4.82	38.77	Atomic
32	22	532431	MILLER Bode	1977	USA	1:47.73	51.27	2:39.00	4.84	38.93	Head
33	51	511529	GISIN Marc	1988	SUI	1:50.78	48.36	2:39.14	4.98	40.06	Nordica
34	48	201987	STRODL Andreas	1987	GER	1:49.69	50.18	2:39.87	5.71	45.93	Atomic
35	41	533842	FRANCIS Kevin	1982	USA	1:49.47	50.44	2:39.91	5.75	46.25	Atomic
36	66	291459	PARIS Dominik	1989	ITA	1:51.20	49.10	2:40.30	6.14	49.39	Nordica
37	45	501230	ERICSSON Daniel	1987	SWE	1:51.40	48.91	2:40.31	6.15	49.47	Head
38	47	103090	HELIE Louis-Pierre	1986	CAN	1:50.59	49.97	2:40.56	6.40	51.48	Rossignol
39	55	220695	CRAWFORD Douglas	1987	GBR	1:51.39	49.75	2:41.14	6.98	56.14	
40	49	150495	VRABLIK Martin	1982	CZE	1:53.77	47.88	2:41.65	7.49	60.25	Elan
41	53	30149	SIMARI BIRKNER C.	1980	ARG	1:53.88	48.91	2:42.79	8.63	69.42	
42	59	90047	GEORGIEV Stefan	1977	BUL	1:54.36	50.40	2:44.76	10.60	85.26	Rossignol

DID NOT START DOWNHILL: 4 competitors

54	533098	FRIEDMAN Bryon	1980	USA							Fischer
57	50761	ALSTER Christoph	1980	AUT							Fischer
63	50753	KROELL Klaus	1980	AUT							Salomon
64	350032	BUECHEL Marco	1971	LIE							Head

DID NOT FINISH DOWNHILL: 5 competitors

42	561067	PERKO Rok	1985	SLO							Stoeckli
43	201900	WAGNER Hannes	1986	GER							Rossignol
50	150421	ZAHROBSKY Petr	1980	CZE							Head
52	380298	SIROKI Tin	1987	CRO							Atomic
58	561087	MARKIC Gasper	1986	SLO							Elan

DISQUALIFIED DOWNHILL: 1 competitor

65	510767	HOFFMANN Ambrosi	1977	SUI		Gate 50	Rule 629.3				Head
----	--------	------------------	------	-----	--	---------	------------	--	--	--	------

DID NOT START SLALOM: 4 competitors

2	510030	CUCHE Didier	1974	SUI							Head
---	--------	--------------	------	-----	--	--	--	--	--	--	------

#826 _____





AUDI FIS SKI WORLD CUP 2008/09
Wengen (SUI)



Audi FIS Ski World Cup



2nd MEN'S SUPER COMBINED
OFFICIAL RESULTS

FRI 16 JAN 2009
Start Time: 13:30

Number of Competitors: 66, Number of NOCs: 18

Rank	Bib	FIS Code	Name	Year of Birth	Nation	Downhill	Slalom	Total	Diff.	Race Points	Ski
	29	50041	WALCHHOFER Michael	1975	AUT						Atomic
	32	50423	MAIER Hermann	1972	AUT						Head
	34	534939	FISHER Erik	1985	USA						Atomic

DID NOT FINISH SLALOM: 9 competitors

8	560406	GORZA Ales	1980	SLO							Fischer
10	560332	JERMAN Andrej	1978	SLO							Stoekli
30	290998	STAUDACHER Patrick	1980	ITA							Head
36	561085	KRIZAJ Andrej	1986	SLO							Stoekli
39	50919	STRUGER Peter	1982	AUT							Salomon
44	51327	PUCHNER Joachim	1987	AUT							Atomic
56	40255	BRAUER Jono	1981	AUS							Head
60	90131	GEORGIEV Georgi	1987	BUL							
61	60159	VAN BUYNDER Frederik	1988	BEL							

DISQUALIFIED SLALOM: 1 competitor

46	192932	FAYED Guillermo	1985	FRA		Gate 52	Rule 629.3				Dynastar
----	--------	-----------------	------	-----	--	---------	------------	--	--	--	----------

Reason for disqualification:

629.3 Does not pass through a gate correctly

Technical Delegate:

M. COZZI (ITA) #826

16-01-2009 / Wengen (SUI) / 1322

Page 3/3

Data Processing by LONGINES

www.fis-ski.com

LONGINES Timing

Generation Date: FRI 16 JAN 2009

Time: 14:58

Document: 73E 1.0



GRAPHIX
DOCUMENT SOLUTIONS

**Wengen**

JUNGFRAUJOCH



SWISSSKI

16.–18. JANUAR 2009



swisscom

SRG SSR idée suisse



helvetia

OCHSNER
SPORT

RE/MAX

infront
SPORTS & MEDIA

AUDI FIS SKI WORLD CUP 2008/09



Wengen (SUI)

2nd MEN'S SUPER COMBINED
PENALTY CALCULATION

FRI 16 JAN 2009

Best 10 at Finish

Rank	Bib	FIS Code	Name	Nation	FIS Points	Best 5	Race Points
1	5	511313	JANKA Carlo	SUI	5.62		
2	14	292455	FILL Peter	ITA	4.49		
3	16	510890	ZURBRIGGEN Silvan	SUI	3.70		
4	19	380260	KOSTELIC Ivica	CRO	2.56	2.56	5.23
5	13	191459	LIZEROUX Julien	FRA	5.03		
6	17	510993	ALBRECHT Daniel	SUI	2.75	2.75	7.32
7	18	50625	RAICH Benjamin	AUT	1.71	1.71	8.93
8	21	421328	SVINDAL Aksel Lund	NOR	3.39	3.39	9.49
9	20	192665	GRANGE Jean-Baptiste	FRA	1.50	1.50	10.05
10	15	380292	ZRNCIC-DIM Natko	CRO	4.22		


Best 5 FIS Points at Start

Rank	Bib	FIS Code	Name	Nation	FIS Points
32	22	532431	MILLER Bode	USA	0.00
9	20	192665	GRANGE Jean-Baptiste	FRA	1.50
7	18	50625	RAICH Benjamin	AUT	1.71
4	19	380260	KOSTELIC Ivica	CRO	2.56
6	17	510993	ALBRECHT Daniel	SUI	2.75

TOTALS:

FIS Points of Best 5 at Start (B)	8.52		
FIS Points of Best at Finish in Top 10 (A)		11.91	
Race Points of Corresponding Competitors (C)			41.02
Calculated Penalty (A+B-C) : 10 =>	-2.059		
Rounded	-2.06		
Category Adder	0.00		
Correction Value (Z)	-3.33		
Calculated Penalty	1.27		
Penalty Applied	0.00		

Technical Delegate:
M. COZZI (ITA) #826



**Wengen**

SWISSSKI

16.–18. JANUAR 2009



swisscom

SRG SSR idée suisse



helvetia

OCHSNER
SPORT

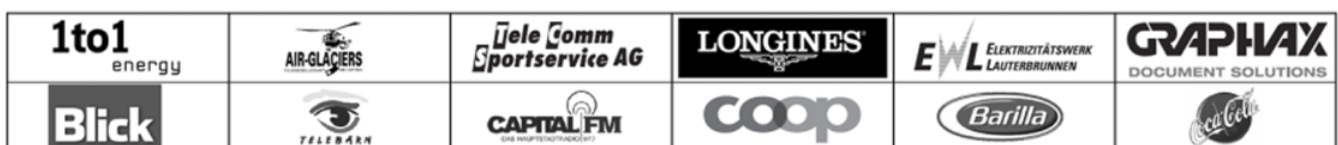
RE/MAX

infront
SPORTS & MEDIA**AUDI FIS SKI WORLD CUP 2008/09**
Wengen (SUI)**2nd MEN'S SUPER COMBINED – SLALOM**
PERFORMANCE ANALYSIS 1

FRI 16 JAN 2009

Number of Competitors: 42

Rank	Bib	Name	Nation	Positions			Partials			Difference			Speed						
				Pos.	Time	Rank	Pos.	Time	Rank	Time	Dist(m)	Pos.	km/h	Rank					
1	5	JANKA Carlo	SUI	Run1:	Int1:	20.60 (28)	I1-I2:	1:26.55 (2)	0.33	19.60	Sp1:	102.70 (22)	0.48	Sp2:	82.90 (1)				
					Int2:	44.42 (11)		I2-I3:				32.56 (2)			0.56	Sp3:	105.88 (8)		
				Run2:	Int3:	1:16.98 (2)	I3-I4:	12.37 (4)	0.78	Sp4:	144.78 (4)								
					Int4:	1:29.35 (2)		I4-Fin:			17.80 (1)	0.68	Avg.:	103.75					
				Total:	Fin:	1:47.15 (2)	I1-Fin:	17.48 (12)	0.81	0.00									
					Fin:	47.01 (10)		1.14											
				2	14	FILL Peter	ITA	Run1:	Int1:	20.39 (10)	I1-I2:	1:27.26 (4)	0.12	33.85	Sp1:	103.50 (15)	0.44	Sp2:	80.80 (8)
									Int2:	44.38 (8)		I2-I3:				32.68 (3)			0.64
								Run2:	Int3:	1:17.06 (3)	I3-I4:	12.38 (6)	0.87	Sp4:	141.91 (23)				
									Int4:	1:29.44 (4)		I4-Fin:			18.21 (17)	1.18	Avg.:	103.27	
Total:	Fin:	1:47.65 (4)	I1-Fin:					17.35 (10)	0.66	0.35									
	Fin:	46.73 (9)						0.86											
3	16	ZURBRIGGEN Silvan	SUI					Run1:	Int1:	20.58 (23)	I1-I2:	1:27.58 (8)	0.31	48.25	Sp1:	105.80 (4)	0.44	Sp2:	81.70 (3)
									Int2:	44.38 (8)		I2-I3:				32.95 (10)			0.91
								Run2:	Int3:	1:17.33 (8)	I3-I4:	12.58 (15)	1.34	Sp4:	144.94 (1)				
									Int4:	1:29.91 (7)		I4-Fin:			18.25 (20)	1.69	Avg.:	102.78	
				Total:	Fin:	1:48.16 (8)	I1-Fin:	17.05 (2)	0.63	0.83									
					Fin:	46.40 (5)		0.53											
				4	19	KOSTELIC Ivica	CRO	Run1:	Int1:	20.27 (1)	I1-I2:	1:28.46 (16)	0.00	64.19	Sp1:	103.20 (17)	0.47	Sp2:	80.40 (14)
									Int2:	44.41 (10)		I2-I3:				33.46 (27)			1.45
								Run2:	Int3:	1:17.87 (15)	I3-I4:	12.71 (23)	2.01	Sp4:	141.76 (24)				
									Int4:	1:30.58 (15)		I4-Fin:			18.15 (12)	2.26	Avg.:	102.24	
Total:	Fin:	1:48.73 (15)	I1-Fin:					17.20 (7)	0.16	0.93									
	Fin:	46.08 (3)						0.21											
Total:	Fin:	2:17.61 (5)	0.65																
	Fin:	2:34.81 (4)																	





AUDI FIS SKI WORLD CUP 2008/09

Wengen (SUI)




2nd MEN'S SUPER COMBINED – SLALOM

PERFORMANCE ANALYSIS 1

FRI 16 JAN 2009

Number of Competitors: 42

Rank	Bib	Name	Nation	Positions			Partials			Difference		Speed			
				Pos.	Time	Rank	Pos.	Time	Rank	Time	Dist(m)	Pos.	km/h	Rank	
5	13	LIZEROUX Julien	FRA	Run1:	Int1:	20.56	(21)	I1-I2:	1:28.19	(14)	0.29	64.74	Sp1:	102.70	(22)
					Int2:	44.64	(17)	I2-I3:	33.21	(17)	0.70		Sp2:	78.70	(30)
				Int3:	1:17.85	(14)	I3-I4:	12.72	(24)	1.43	Sp3:		104.95	(18)	
				Int4:	1:30.57	(14)	I4-Fin:	18.18	(15)	2.00	Sp4:		141.54	(27)	
				Fin:	1:48.75	(16)			2.28	Avg.:	102.22				
				Run2:	Int1:	29.09	(4)	I1-Fin:	17.11	(4)	0.37				
					Fin:	46.20	(4)			0.33					
				Total:	Int1:	2:17.84	(7)			1.16					
					Fin:	2:34.95	(5)			0.79					
				6	17	ALBRECHT Daniel	SUI	Run1:	Int1:	20.28	(2)		I1-I2:	1:26.19	(1)
Int2:	43.94	(1)	I2-I3:						32.48	(1)	0.00	Sp2:	81.60	(4)	
Int3:	1:16.42	(1)	I3-I4:					12.15	(1)	0.00	Sp3:	106.66	(2)		
Int4:	1:28.57	(1)	I4-Fin:					17.90	(3)	0.00	Sp4:	144.81	(3)		
Fin:	1:46.47	(1)							0.00	Avg.:	104.41				
Run2:	Int1:	30.57	(25)					I1-Fin:	18.03	(25)	1.85				
	Fin:	48.60	(25)							2.73					
Total:	Int1:	2:17.04	(3)							0.36					
	Fin:	2:35.07	(6)							0.91					
7	18	RAICH Benjamin	AUT					Run1:	Int1:	20.35	(8)	I1-I2:	1:28.27	(15)	0.08
				Int2:	44.46	(13)	I2-I3:		33.51	(30)	0.52	Sp2:	81.00	(6)	
				Int3:	1:17.97	(16)	I3-I4:	12.65	(17)	1.55	Sp3:	104.80	(19)		
				Int4:	1:30.62	(16)	I4-Fin:	18.00	(7)	2.05	Sp4:	142.13	(21)		
				Fin:	1:48.62	(14)			2.15	Avg.:	102.35				
				Run2:	Int1:	29.64	(12)	I1-Fin:	17.01	(1)	0.92				
					Fin:	46.65	(8)			0.78					
				Total:	Int1:	2:18.26	(9)			1.58					
					Fin:	2:35.27	(7)			1.11					
				8	21	SVINDAL Aksel Lund	NOR	Run1:	Int1:	20.36	(9)	I1-I2:	1:27.83	(11)	0.09
Int2:	44.22	(2)	I2-I3:						33.13	(14)	0.28	Sp2:	80.30	(16)	
Int3:	1:17.35	(9)	I3-I4:					12.67	(21)	0.93	Sp3:	104.65	(23)		
Int4:	1:30.02	(8)	I4-Fin:					18.17	(14)	1.45	Sp4:	141.71	(25)		
Fin:	1:48.19	(9)							1.72	Avg.:	102.75				
Run2:	Int1:	29.57	(11)					I1-Fin:	17.58	(13)	0.85				
	Fin:	47.15	(11)							1.28					
Total:	Int1:	2:17.76	(6)							1.08					
	Fin:	2:35.34	(8)							1.18					
9	20	GRANGE Jean-Baptiste	FRA					Run1:	Int1:	20.56	(21)	I1-I2:	1:28.96	(23)	0.29
				Int2:	44.72	(19)	I2-I3:		33.61	(37)	0.78	Sp2:	80.50	(11)	
				Int3:	1:18.33	(23)	I3-I4:	12.84	(33)	1.91	Sp3:	104.49	(24)		
				Int4:	1:31.17	(24)	I4-Fin:	18.35	(26)	2.60	Sp4:	139.72	(48)		
				Fin:	1:49.52	(23)			3.05	Avg.:	101.50				
				Run2:	Int1:	28.72	(1)	I1-Fin:	17.17	(6)	0.00				
					Fin:	45.89	(2)			0.02					
				Total:	Int1:	2:18.24	(8)			1.56					
					Fin:	2:35.41	(9)			1.25					
				10	15	ZRNCIC-DIM Natko	CRO	Run1:	Int1:	20.86	(38)	I1-I2:	1:28.81	(21)	0.59
Int2:	45.00	(26)	I2-I3:						33.38	(24)	1.06	Sp2:	79.80	(21)	
Int3:	1:18.38	(24)	I3-I4:					12.89	(39)	1.96	Sp3:	105.41	(12)		
Int4:	1:31.27	(25)	I4-Fin:					18.40	(30)	2.70	Sp4:	141.69	(26)		
Fin:	1:49.67	(25)							3.20	Avg.:	101.37				
Run2:	Int1:	28.75	(2)					I1-Fin:	17.12	(5)	0.03				
	Fin:	45.87	(1)							0.00					
Total:	Int1:	2:18.42	(11)							1.74					
	Fin:	2:35.54	(10)							1.38					



Number of Competitors: 42

Rank	Bib	Name	Nation	Positions			Partials			Difference		Speed							
				Pos.	Time	Rank	Pos.	Time	Rank	Time	Dist(m)	Pos.	km/h	Rank					
11	9	MYHRE Lars Elton	NOR	Run1:	Int1:	20.32	(4)	I1-I2:	1:28.89	(22)	0.05	77.48	Sp1:	102.10	(29)				
					Int2:	44.64	(17)		I2-I3:	33.55			(32)	0.70	Sp2:	80.50	(11)		
				Int3:	1:18.19	(20)	I3-I4:	12.87	(38)	1.77	2.49	Sp3:	104.80	(19)					
				Int4:	1:31.06	(22)		I4-Fin:	18.15			(12)	2.74	Sp4:	140.06	(43)			
				Fin:	1:49.21	(21)	I1-Fin:	17.08	(3)	0.83	0.76	Avg.:	101.79						
				Run2:	Int1:	29.55		(10)	Fin:				46.63	(7)					
				Total:	Int1:	2:18.76	(14)	2.08											
				Fin:	2:35.84	(11)	1.68												
				12	25	DEFAGO Didier	SUI	Run1:	Int1:	20.39	(10)	I1-I2:	1:27.48	(6)	0.12	40.08	Sp1:	102.80	(21)
									Int2:	44.36	(6)		I2-I3:	32.72			(4)	0.42	Sp2:
Int3:	1:17.08	(4)	I3-I4:					12.27	(2)	0.66	0.78	Sp3:	106.66	(2)					
Int4:	1:29.35	(2)						I4-Fin:	18.52			(37)	1.40	Sp4:	144.65	(5)			
Fin:	1:47.87	(6)	I1-Fin:					17.95	(22)	1.98	2.78	Avg.:	103.06						
Run2:	Int1:	30.70						(30)	Fin:				48.65	(26)					
Total:	Int1:	2:18.57	(12)					1.89											
Fin:	2:36.52	(12)	2.36																
13	12	INNERHOFER Christof	ITA					Run1:	Int1:	20.32	(4)	I1-I2:	1:27.57	(7)	0.05	40.64	Sp1:	103.80	(12)
									Int2:	44.33	(5)		I2-I3:	33.25			(20)	0.39	Sp2:
				Int3:	1:17.58	(12)	I3-I4:	12.44	(9)	1.16	1.45	Sp3:	104.34	(26)					
				Int4:	1:30.02	(8)		I4-Fin:	17.87			(2)	1.42	Sp4:	143.30	(11)			
				Fin:	1:47.89	(7)	I1-Fin:	18.14	(27)	2.06	3.05	Avg.:	103.04						
				Run2:	Int1:	30.78		(33)	Fin:				48.92	(29)					
				Total:	Int1:	2:18.67	(13)	1.99											
				Fin:	2:36.81	(13)	2.65												
				14	24	RAINER Niklas	SWE	Run1:	Int1:	20.43	(15)	I1-I2:	1:28.62	(19)	0.16	73.06	Sp1:	100.90	(40)
									Int2:	44.83	(22)		I2-I3:	33.43			(26)	0.89	Sp2:
Int3:	1:18.26	(22)	I3-I4:					12.66	(19)	1.84	2.35	Sp3:	104.04	(33)					
Int4:	1:30.92	(20)						I4-Fin:	18.13			(11)	2.58	Sp4:	141.27	(33)			
Fin:	1:49.05	(18)	I1-Fin:					17.96	(23)	1.16	1.97	Avg.:	101.94						
Run2:	Int1:	29.88						(17)	Fin:				47.84	(16)					
Total:	Int1:	2:18.93	(15)					2.25											
Fin:	2:36.89	(14)	2.73																
15	28	THEAUX Adrien	FRA					Run1:	Int1:	20.42	(13)	I1-I2:	1:27.90	(12)	0.15	52.74	Sp1:	104.00	(9)
									Int2:	44.37	(7)		I2-I3:	33.13			(14)	0.43	Sp2:
				Int3:	1:17.50	(11)	I3-I4:	12.62	(16)	1.08	1.55	Sp3:	105.88	(8)					
				Int4:	1:30.12	(12)		I4-Fin:	18.20			(16)	1.85	Sp4:	143.56	(9)			
				Fin:	1:48.32	(11)	I1-Fin:	17.91	(19)	1.95	2.71	Avg.:	102.63						
				Run2:	Int1:	30.67		(29)	Fin:				48.58	(24)					
				Total:	Int1:	2:18.99	(17)	2.31											
				Fin:	2:36.90	(15)	2.74												
				16	11	BAUMANN Romed	AUT	Run1:	Int1:	20.40	(12)	I1-I2:	1:28.78	(20)	0.13	76.65	Sp1:	101.20	(37)
									Int2:	44.98	(24)		I2-I3:	33.26			(21)	1.04	Sp2:
Int3:	1:18.24	(21)	I3-I4:					12.44	(9)	1.82	2.11	Sp3:	104.34	(26)					
Int4:	1:30.68	(18)						I4-Fin:	18.50			(36)	2.71	Sp4:	143.55	(10)			
Fin:	1:49.18	(20)	I1-Fin:					17.41	(11)	1.82	2.08	Avg.:	101.82						
Run2:	Int1:	30.54						(24)	Fin:				47.95	(20)					
Total:	Int1:	2:19.72	(20)					3.04											
Fin:	2:37.13	(16)	2.97																

Number of Competitors: 42

Rank	Bib	Name	Nation	Positions			Partials			Difference		Speed			
				Pos.	Time	Rank	Pos.	Time	Rank	Time	Dist(m)	Pos.	km/h	Rank	
17	27	VILETTA Sandro	SUI	Run1:	Int1:	20.67	(32)	I1-I2:	1:29.45	(28)	0.40	102.35	Sp1:	101.00	(39)
					Int2:	45.23	(32)	I2-I3:	33.65	(41)	1.29		Sp2:	80.20	(17)
				Int3:	1:18.88	(31)	I3-I4:	12.89	(39)	2.46	Sp3:		104.04	(33)	
				Int4:	1:31.77	(31)	I4-Fin:	18.35	(26)	3.20	Sp4:		139.89	(44)	
				Fin:	1:50.12	(28)			3.65	Avg.:	100.95				
				Run2:	Int1:	29.71	(13)	I1-Fin:	17.59	(14)	0.99				
					Fin:	47.30	(13)			1.43					
				Total:	Int1:	2:19.83	(23)			3.15					
					Fin:	2:37.42	(17)			3.26					
				18	31	HEEL Werner	ITA	Run1:	Int1:	20.59	(25)		I1-I2:	1:27.04	(3)
Int2:	44.43	(12)	I2-I3:						32.85	(7)	0.49	Sp2:	82.00	(2)	
Int3:	1:17.28	(6)	I3-I4:					12.41	(7)	0.86	Sp3:	107.62	(1)		
Int4:	1:29.69	(5)	I4-Fin:					17.94	(6)	1.12	Sp4:	144.34	(7)		
Fin:	1:47.63	(3)							1.16	Avg.:	103.29				
Run2:	Int1:	31.30	(37)					I1-Fin:	18.55	(34)	2.58				
	Fin:	49.85	(35)							3.98					
Total:	Int1:	2:18.93	(15)							2.25					
	Fin:	2:37.48	(18)							3.32					
19	40	KUENG Patrick	SUI					Run1:	Int1:	20.53	(20)	I1-I2:	1:28.61	(18)	0.26
				Int2:	44.83	(22)	I2-I3:		33.21	(17)	0.89	Sp2:	79.50	(24)	
				Int3:	1:18.04	(17)	I3-I4:	12.78	(28)	1.62	Sp3:	105.41	(12)		
				Int4:	1:30.82	(19)	I4-Fin:	18.32	(23)	2.25	Sp4:	140.85	(39)		
				Fin:	1:49.14	(19)			2.67	Avg.:	101.86				
				Run2:	Int1:	30.62	(27)	I1-Fin:	17.85	(18)	1.90				
					Fin:	48.47	(23)			2.60					
				Total:	Int1:	2:19.76	(21)			3.08					
					Fin:	2:37.61	(19)			3.45					
				20	37	MERMILLOD BLONDIN T.	FRA	Run1:	Int1:	20.87	(39)	I1-I2:	1:29.49	(29)	0.60
Int2:	45.51	(35)	I2-I3:						33.60	(35)	1.57	Sp2:	76.90	(43)	
Int3:	1:19.11	(33)	I3-I4:					12.82	(31)	2.69	Sp3:	103.44	(43)		
Int4:	1:31.93	(34)	I4-Fin:					18.43	(31)	3.36	Sp4:	140.65	(40)		
Fin:	1:50.36	(30)							3.89	Avg.:	100.73				
Run2:	Int1:	29.43	(8)					I1-Fin:	17.94	(21)	0.71				
	Fin:	47.37	(14)							1.50					
Total:	Int1:	2:19.79	(22)							3.11					
	Fin:	2:37.73	(20)							3.57					
21	1	KUCERA John	CAN					Run1:	Int1:	20.73	(36)	I1-I2:	1:27.70	(10)	0.46
				Int2:	44.56	(15)	I2-I3:		33.02	(13)	0.62	Sp2:	80.10	(19)	
				Int3:	1:17.58	(12)	I3-I4:	12.53	(12)	1.16	Sp3:	104.34	(26)		
				Int4:	1:30.11	(11)	I4-Fin:	18.32	(23)	1.54	Sp4:	142.74	(16)		
				Fin:	1:48.43	(12)			1.96	Avg.:	102.53				
				Run2:	Int1:	31.15	(35)	I1-Fin:	18.20	(28)	2.43				
					Fin:	49.35	(31)			3.48					
				Total:	Int1:	2:19.58	(19)			2.90					
					Fin:	2:37.78	(21)			3.62					
				22	7	KRYZL Krystof	CZE	Run1:	Int1:	20.68	(34)	I1-I2:	1:29.54	(30)	0.41
Int2:	45.01	(27)	I2-I3:						33.61	(37)	1.07	Sp2:	78.70	(30)	
Int3:	1:18.62	(27)	I3-I4:					12.84	(33)	2.20	Sp3:	103.44	(43)		
Int4:	1:31.46	(26)	I4-Fin:					18.76	(45)	2.89	Sp4:	140.88	(38)		
Fin:	1:50.22	(29)							3.75	Avg.:	100.86				
Run2:	Int1:	29.91	(18)					I1-Fin:	17.72	(15)	1.19				
	Fin:	47.63	(15)							1.76					
Total:	Int1:	2:20.13	(24)							3.45					
	Fin:	2:37.85	(22)							3.69					

Number of Competitors: 42

Rank	Bib	Name	Nation	Positions			Partials			Difference		Speed			
				Pos.	Time	Rank	Pos.	Time	Rank	Time	Dist(m)	Pos.	km/h	Rank	
23	62	MYHRER Andre	SWE	Run1:	Int1:	20.58	(23)	I1-I2:	1:30.75	(38)	0.31	134.80	Sp1:	97.90	(47)
					Int2:	45.51	(35)	I2-I3:	34.11	(50)	1.57		Sp2:	79.30	(25)
				Int3:	1:19.62	(39)	I3-I4:	13.24	(51)	3.20	Sp3:		101.69	(51)	
				Int4:	1:32.86	(39)	I4-Fin:	18.47	(34)	4.29	Sp4:		138.04	(52)	
				Fin:	1:51.33	(37)			4.86	Avg.:	99.85				
				Run2:	Int1:	29.30	(5)	I1-Fin:	17.29	(8)	0.58				
					Fin:	46.59	(6)			0.72					
				Total:	Int1:	2:20.63	(29)			3.95					
					Fin:	2:37.92	(23)			3.76					
				23	4	BYGGMARK Jens	SWE	Run1:	Int1:	20.59	(25)		I1-I2:	1:30.16	(33)
Int2:	44.99	(25)	I2-I3:						33.70	(44)	1.05	Sp2:	103.74	(39)	
Int3:	1:18.69	(29)	I3-I4:					12.85	(37)	2.27	Sp3:	139.74	(47)		
Int4:	1:31.54	(29)	I4-Fin:					19.21	(54)	2.97	Sp4:	100.38	(47)		
Fin:	1:50.75	(33)						4.28	Avg.:	100.38					
Run2:	Int1:	29.84	(16)					I1-Fin:	17.33	(9)	1.12				
	Fin:	47.17	(12)							1.30					
Total:	Int1:	2:20.59	(28)							3.91					
	Fin:	2:37.92	(23)							3.76					
25	3	OLSSON Hans	SWE					Run1:	Int1:	20.33	(7)	I1-I2:	1:28.13	(13)	0.06
				Int2:	44.29	(4)	I2-I3:		33.01	(12)	0.35	Sp2:	81.20	(5)	
				Int3:	1:17.30	(7)	I3-I4:	12.82	(31)	0.88	Sp3:	106.03	(6)		
				Int4:	1:30.12	(12)	I4-Fin:	18.34	(25)	1.55	Sp4:	143.13	(12)		
				Fin:	1:48.46	(13)			1.99	Avg.:	102.50				
				Run2:	Int1:	29.82	(15)	I1-Fin:	19.95	(41)	1.10				
					Fin:	49.77	(34)			3.90					
				Total:	Int1:	2:18.28	(10)			1.60					
					Fin:	2:38.23	(25)			4.07					
				26	23	PAQUIN Pierre	FRA	Run1:	Int1:	20.78	(37)	I1-I2:	1:29.32	(27)	0.51
Int2:	44.81	(21)	I2-I3:						33.73	(46)	0.87	Sp2:	81.00	(6)	
Int3:	1:18.54	(25)	I3-I4:					12.93	(44)	2.12	Sp3:	104.80	(19)		
Int4:	1:31.47	(27)	I4-Fin:					18.63	(43)	2.90	Sp4:	141.46	(29)		
Fin:	1:50.10	(27)						3.63	Avg.:	100.97					
Run2:	Int1:	30.40	(23)					I1-Fin:	17.80	(17)	1.68				
	Fin:	48.20	(21)							2.33					
Total:	Int1:	2:20.50	(26)							3.82					
	Fin:	2:38.30	(26)							4.14					
27	26	BOURGEAT Pierrick	FRA					Run1:	Int1:	20.69	(35)	I1-I2:	1:29.83	(31)	0.42
				Int2:	45.19	(30)	I2-I3:		33.96	(49)	1.25	Sp2:	78.10	(37)	
				Int3:	1:19.15	(34)	I3-I4:	12.75	(26)	2.73	Sp3:	104.04	(33)		
				Int4:	1:31.90	(33)	I4-Fin:	18.62	(41)	3.33	Sp4:	141.13	(35)		
				Fin:	1:50.52	(31)			4.05	Avg.:	100.59				
				Run2:	Int1:	30.19	(20)	I1-Fin:	17.74	(16)	1.47				
					Fin:	47.93	(19)			2.06					
				Total:	Int1:	2:20.71	(30)			4.03					
					Fin:	2:38.45	(27)			4.29					
				28	35	WEIBRECHT Andrew	USA	Run1:	Int1:	20.32	(4)	I1-I2:	1:28.53	(17)	0.05
Int2:	44.56	(15)	I2-I3:						33.49	(29)	0.62	Sp2:	78.30	(34)	
Int3:	1:18.05	(18)	I3-I4:					12.57	(14)	1.63	Sp3:	104.04	(33)		
Int4:	1:30.62	(16)	I4-Fin:					18.23	(19)	2.05	Sp4:	141.46	(28)		
Fin:	1:48.85	(17)						2.38	Avg.:	102.13					
Run2:	Int1:	30.60	(26)					I1-Fin:	19.25	(40)	1.88				
	Fin:	49.85	(35)							3.98					
Total:	Int1:	2:19.45	(18)							2.77					
	Fin:	2:38.70	(28)							4.54					



AUDI FIS SKI WORLD CUP 2008/09

Wengen (SUI)




2nd MEN'S SUPER COMBINED – SLALOM

PERFORMANCE ANALYSIS 1

FRI 16 JAN 2009

Number of Competitors: 42

Rank	Bib	Name	Nation	Positions			Partials			Difference		Speed			
				Pos.	Time	Rank	Pos.	Time	Rank	Time	Dist(m)	Pos.	km/h	Rank	
29	38	KLOTZ Siegmarr	ITA	Run1:	Int1:	20.45	(16)	I1-I2:	1:30.43	(35)	0.18	122.82	Sp1:	97.50	(51)
					Int2:	45.57	(37)	I2-I3:	33.70	(44)	1.63		Sp2:	76.60	(44)
				Int3:	1:19.27	(36)	I3-I4:	12.99	(46)	2.85	Sp3:		103.74	(39)	
				Int4:	1:32.26	(36)	I4-Fin:	18.62	(41)	3.69	Sp4:		140.90	(37)	
				Fin:	1:50.88	(35)			4.41	Avg.:	100.26				
				Run2:	Int1:	29.94	(19)	I1-Fin:	17.91	(19)	1.22				
					Fin:	47.85	(17)			1.98					
				Total:	Int1:	2:20.82	(31)			4.14					
					Fin:	2:38.73	(29)			4.57					
				30	6	SPORN Andrej	SLO	Run1:	Int1:	20.59	(25)		I1-I2:	1:27.60	(9)
Int2:	44.46	(13)	I2-I3:						32.92	(8)	0.52	Sp2:	78.80	(29)	
Int3:	1:17.38	(10)	I3-I4:					12.69	(22)	0.96	Sp3:	104.34	(26)		
Int4:	1:30.07	(10)	I4-Fin:					18.12	(10)	1.50	Sp4:	144.09	(8)		
Fin:	1:48.19	(9)							1.72	Avg.:	102.75				
Run2:	Int1:	32.39	(41)					I1-Fin:	18.35	(30)	3.67				
	Fin:	50.74	(41)							4.87					
Total:	Int1:	2:20.58	(27)							3.90					
	Fin:	2:38.93	(30)							4.77					
31	33	THANEI Stefan	ITA					Run1:	Int1:	20.48	(17)	I1-I2:	1:29.11	(26)	0.21
				Int2:	45.47	(34)	I2-I3:		33.14	(16)	1.53	Sp2:	68.50	(55)	
				Int3:	1:18.61	(26)	I3-I4:	12.54	(13)	2.19	Sp3:	102.56	(47)		
				Int4:	1:31.15	(23)	I4-Fin:	18.44	(32)	2.58	Sp4:	142.71	(17)		
				Fin:	1:49.59	(24)			3.12	Avg.:	101.44				
				Run2:	Int1:	30.74	(32)	I1-Fin:	18.65	(36)	2.02				
					Fin:	49.39	(32)			3.52					
				Total:	Int1:	2:20.33	(25)			3.65					
					Fin:	2:38.98	(31)			4.82					
				32	22	MILLER Bode	USA	Run1:	Int1:	20.28	(2)	I1-I2:	1:27.45	(5)	0.01
Int2:	44.22	(2)	I2-I3:						32.94	(9)	0.28	Sp2:	80.10	(19)	
Int3:	1:17.16	(5)	I3-I4:					12.65	(17)	0.74	Sp3:	105.26	(14)		
Int4:	1:29.81	(6)	I4-Fin:					17.92	(5)	1.24	Sp4:	141.10	(36)		
Fin:	1:47.73	(5)							1.26	Avg.:	103.19				
Run2:	Int1:	29.57	(0)					I1-Fin:	21.70	(42)	0.00				
	Fin:	51.27	(42)							5.40					
Total:	Int1:	2:17.30	(0)							0.00					
	Fin:	2:39.00	(32)							4.84					
33	51	GISIN Marc	SUI					Run1:	Int1:	20.42	(13)	I1-I2:	1:30.36	(34)	0.15
				Int2:	45.19	(30)	I2-I3:		33.69	(43)	1.25	Sp2:	78.20	(35)	
				Int3:	1:18.88	(31)	I3-I4:	12.89	(39)	2.46	Sp3:	105.26	(14)		
				Int4:	1:31.77	(31)	I4-Fin:	19.01	(51)	3.20	Sp4:	142.71	(18)		
				Fin:	1:50.78	(34)			4.31	Avg.:	100.35				
				Run2:	Int1:	30.38	(22)	I1-Fin:	17.98	(24)	1.66				
					Fin:	48.36	(22)			2.49					
				Total:	Int1:	2:21.16	(33)			4.48					
					Fin:	2:39.14	(33)			4.98					
				34	48	STRODL Andreas	GER	Run1:	Int1:	20.64	(30)	I1-I2:	1:29.05	(25)	0.37
Int2:	45.02	(28)	I2-I3:						33.64	(40)	1.08	Sp2:	78.70	(30)	
Int3:	1:18.66	(28)	I3-I4:					12.81	(29)	2.24	Sp3:	105.72	(10)		
Int4:	1:31.47	(27)	I4-Fin:					18.22	(18)	2.90	Sp4:	141.38	(31)		
Fin:	1:49.69	(26)							3.22	Avg.:	101.35				
Run2:	Int1:	31.64	(39)					I1-Fin:	18.54	(33)	2.92				
	Fin:	50.18	(38)							4.31					
Total:	Int1:	2:21.33	(34)							4.65					
	Fin:	2:39.87	(34)							5.71					



Number of Competitors: 42

Rank	Bib	Name	Nation	Positions			Partials			Difference		Speed			
				Pos.	Time	Rank	Pos.	Time	Rank	Time	Dist(m)	Pos.	km/h	Rank	
35	41	FRANCIS Kevin	USA	Run1:	Int1:	20.48	(17)	I1-I2:	1:28.99	(24)	0.21	84.63	Sp1:	102.70	(22)
					Int2:	44.80	(20)	I2-I3:	33.28	(22)	0.86		Sp2:	78.70	(30)
				Int3:	1:18.08	(19)	I3-I4:	12.84	(33)	1.66	Sp3:		104.19	(31)	
				Int4:	1:30.92	(20)	I4-Fin:	18.55	(38)	2.35	Sp4:		142.00	(22)	
				Fin:	1:49.47	(22)			3.00	Avg.:	101.55				
				Run2:	Int1:	31.57	(38)	I1-Fin:	18.87	(38)	2.85				
					Fin:	50.44	(40)			4.57					
				Total:	Int1:	2:21.04	(32)			4.36					
					Fin:	2:39.91	(35)			5.75					
				36	66	PARIS Dominik	ITA	Run1:	Int1:	20.61	(29)		I1-I2:	1:30.59	(36)
Int2:	45.13	(29)	I2-I3:						33.56	(33)	1.19	Sp2:	79.00	(28)	
Int3:	1:18.69	(29)	I3-I4:					13.41	(54)	2.27	Sp3:	103.59	(42)		
Int4:	1:32.10	(35)	I4-Fin:					19.10	(52)	3.53	Sp4:	140.46	(42)		
Fin:	1:51.20	(36)							4.73	Avg.:	99.97				
Run2:	Int1:	30.71	(31)					I1-Fin:	18.39	(31)	1.99				
	Fin:	49.10	(30)							3.23					
Total:	Int1:	2:21.91	(36)							5.23					
	Fin:	2:40.30	(36)							6.14					
37	45	ERICSSON Daniel	SWE					Run1:	Int1:	20.51	(19)	I1-I2:	1:30.89	(39)	0.24
				Int2:	45.69	(38)	I2-I3:		33.92	(48)	1.75	Sp2:	76.20	(49)	
				Int3:	1:19.61	(38)	I3-I4:	13.08	(48)	3.19	Sp3:	102.85	(46)		
				Int4:	1:32.69	(38)	I4-Fin:	18.71	(44)	4.12	Sp4:	139.78	(46)		
				Fin:	1:51.40	(39)			4.93	Avg.:	99.79				
				Run2:	Int1:	30.63	(28)	I1-Fin:	18.28	(29)	1.91				
					Fin:	48.91	(27)			3.04					
				Total:	Int1:	2:22.03	(37)			5.35					
					Fin:	2:40.31	(37)			6.15					
				38	47	HELIE Louis-Pierre	CAN	Run1:	Int1:	20.67	(32)	I1-I2:	1:29.92	(32)	0.40
Int2:	45.34	(33)	I2-I3:						33.85	(47)	1.40	Sp2:	76.60	(44)	
Int3:	1:19.19	(35)	I3-I4:					12.51	(11)	2.77	Sp3:	104.19	(31)		
Int4:	1:31.70	(30)	I4-Fin:					18.89	(49)	3.13	Sp4:	142.19	(20)		
Fin:	1:50.59	(32)							4.12	Avg.:	100.52				
Run2:	Int1:	31.05	(34)					I1-Fin:	18.92	(39)	2.33				
	Fin:	49.97	(37)							4.10					
Total:	Int1:	2:21.64	(35)							4.96					
	Fin:	2:40.56	(38)							6.40					
39	55	CRAWFORD Douglas	GBR					Run1:	Int1:	20.65	(31)	I1-I2:	1:30.74	(37)	0.38
				Int2:	45.84	(39)	I2-I3:		33.60	(35)	1.90	Sp2:	76.00	(50)	
				Int3:	1:19.44	(37)	I3-I4:	13.15	(49)	3.02	Sp3:	101.83	(50)		
				Int4:	1:32.59	(37)	I4-Fin:	18.80	(46)	4.02	Sp4:	138.56	(50)		
				Fin:	1:51.39	(38)			4.92	Avg.:	99.80				
				Run2:	Int1:	31.23	(36)	I1-Fin:	18.52	(32)	2.51				
					Fin:	49.75	(33)			3.88					
				Total:	Int1:	2:22.62	(38)			5.94					
					Fin:	2:41.14	(39)			6.98					
				40	49	VRABLIK Martin	CZE	Run1:	Int1:	21.10	(40)	I1-I2:	1:32.67	(41)	0.83
Int2:	46.89	(41)	I2-I3:						35.06	(55)	2.95	Sp2:	70.80	(54)	
Int3:	1:21.95	(42)	I3-I4:					12.99	(46)	5.53	Sp3:	100.13	(53)		
Int4:	1:34.94	(41)	I4-Fin:					18.83	(47)	6.37	Sp4:	137.88	(53)		
Fin:	1:53.77	(40)							7.30	Avg.:	97.71				
Run2:	Int1:	29.80	(14)					I1-Fin:	18.08	(26)	1.08				
	Fin:	47.88	(18)							2.01					
Total:	Int1:	2:23.57	(39)							6.89					
	Fin:	2:41.65	(40)							7.49					

Number of Competitors: 42

Rank	Bib	Name	Nation	Positions			Partials			Difference			Speed			
				Pos.	Time	Rank	Pos.	Time	Rank	Time	Dist(m)	Pos.	km/h	Rank		
41	53	SIMARI BIRKNER C.	ARG	Run1:	Int1:	21.49	(42)	I1-I2:	1:32.39	(40)	1.22		Sp1:	97.90	(47)	
					Int2:	46.86	(40)	I2-I3:	34.69	(52)	2.92		Sp2:	76.50	(46)	
					Int3:	1:21.55	(40)	I3-I4:	13.36	(53)	5.13		Sp3:	101.98	(49)	
					Int4:	1:34.91	(40)	I4-Fin:	18.97	(50)	6.34		Sp4:	138.08	(51)	
					Fin:	1:53.88	(41)				7.41	200.93	Avg.:	97.62		
					Run2:	Int1:	30.35	(21)	I1-Fin:	18.56	(35)	1.63				
					Fin:	48.91	(27)				3.04					
					Total:	Int1:	2:24.23	(40)				7.55				
					Fin:	2:42.79	(41)				8.63					
					42	59	GEORGIEV Stefan	BUL	Run1:	Int1:	21.36	(41)	I1-I2:	1:33.00	(42)	1.09
Int2:	46.92	(42)	I2-I3:	34.83						(53)	2.98		Sp2:	75.80	(51)	
Int3:	1:21.75	(41)	I3-I4:	13.48						(55)	5.33		Sp3:	100.13	(53)	
Int4:	1:35.23	(42)	I4-Fin:	19.13						(53)	6.66		Sp4:	136.94	(54)	
Fin:	1:54.36	(42)									7.89	213.05	Avg.:	97.21		
Run2:	Int1:	31.72	(40)	I1-Fin:						18.68	(37)	3.00				
Fin:	50.40	(39)									4.53					
Total:	Int1:	2:26.08	(41)									9.40				
Fin:	2:44.76	(42)									10.60					

LEGEND

Pos	Intermediate or Speed Position	Int1:	Intermediate 1	Sp1:	Speed Trap 1	Run2	Second Run
Avg.	Average Speed for the race	Int2:	Intermediate 2	Sp2:	Speed Trap 2	Run1	First Run
Dist(m)	Distance behind the first	Int3:	Intermediate 3	Sp3:	Speed Trap 3	Fin:	Finish
Total	First + Second Run	Int4:	Intermediate 4	Sp4:	Speed Trap 4		

16-01-2009 / Wengen (SUI) / 1322

Page 8/8

Data Processing by LONGINES


www.fis-ski.com

LONGINES Timing

Generation Date: FRI 16 JAN 2009

Time: 14:55

Document: 77A 1.0





79. INTERNATIONALE LAUBERHORNRENNEN – Audi FIS Ski World Cup

**Wengen**

JUNGFRAUJOCH



SWISSSKI

16.–18. JANUAR 2009



swisscom

SRG SSR idée suisse



helvetia

OCHSNER
SPORT

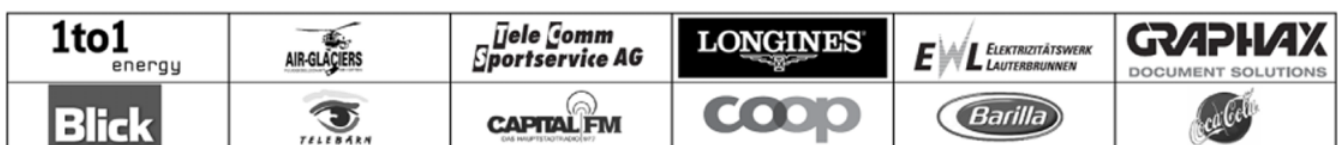
RE/MAX

infront
SPORTS & MEDIA**AUDI FIS SKI WORLD CUP 2008/09**
Wengen (SUI)**2nd MEN'S SUPER COMBINED – SLALOM**
PERFORMANCE ANALYSIS 2

FRI 16 JAN 2009

Number of Competitors: 66

Bib	Name	Nation	Positions			Partials			Difference		Speed			
			Pos.	Time	Rank	Pos.	Time	Rank	Time	Dist(m)	Pos.	km/h	Rank	
1	KUCERA John	CAN	Run1:	Int1:	20.73	(49)	I1-I2:	1:27.70	(13)	0.46		Sp1:	105.20	(5)
				Int2:	44.56	(15)	I2-I3:	33.02	(13)	0.62		Sp2:	80.10	(20)
				Int3:	1:17.58	(15)	I3-I4:	12.53	(12)	1.16		Sp3:	104.34	(29)
				Int4:	1:30.11	(14)	I4-Fin:	18.32	(24)	1.54		Sp4:	142.74	(17)
				Fin:	1:48.43	(15)				1.96	55.82	Avg.:	102.53	
			Run2:	Int1:	31.15	(38)	I1-Fin:	18.20	(28)	2.43				
				Fin:	49.35	(31)				3.48				
			Total:	Int1:	2:19.58	(21)				2.90				
				Fin:	2:37.78	(21)				3.62				
			2	CUCHE Didier	SUI	Run1:	Int1:	20.48	(21)	I1-I2:	1:27.23	(4)	0.21	
	Int2:	44.65				(21)	I2-I3:	32.79	(5)	0.71		Sp2:	80.60	(11)
	Int3:	1:17.44				(12)	I3-I4:	12.36	(3)	1.02		Sp3:	105.26	(16)
	Int4:	1:29.80				(6)	I4-Fin:	17.91	(4)	1.23		Sp4:	143.04	(14)
	Fin:	1:47.71				(5)				1.24	35.55	Avg.:	103.21	
Run2:	Int1:						I1-Fin:							
	Fin:	DNS												
Total:	Int1:													
	Fin:	DNS												
3	OLSSON Hans	SWE				Run1:	Int1:	20.33	(7)	I1-I2:	1:28.13	(16)	0.06	
				Int2:	44.29	(4)	I2-I3:	33.01	(12)	0.35		Sp2:	81.20	(5)
				Int3:	1:17.30	(7)	I3-I4:	12.82	(33)	0.88		Sp3:	106.03	(6)
				Int4:	1:30.12	(15)	I4-Fin:	18.34	(26)	1.55		Sp4:	143.13	(13)
				Fin:	1:48.46	(16)				1.99	56.66	Avg.:	102.50	
			Run2:	Int1:	29.82	(16)	I1-Fin:	19.95	(51)	1.10				
				Fin:	49.77	(34)				3.90				
			Total:	Int1:	2:18.28	(11)				1.60				
				Fin:	2:38.23	(25)				4.07				
			4	BYGGMARK Jens	SWE	Run1:	Int1:	20.59	(34)	I1-I2:	1:30.16	(44)	0.32	
	Int2:	44.99				(30)	I2-I3:	33.70	(46)	1.05		Sp2:	79.60	(25)
	Int3:	1:18.69				(38)	I3-I4:	12.85	(39)	2.27		Sp3:	103.74	(42)
	Int4:	1:31.54				(38)	I4-Fin:	19.21	(55)	2.97		Sp4:	139.74	(49)
	Fin:	1:50.75				(43)				4.28	119.34	Avg.:	100.38	
Run2:	Int1:	29.84				(17)	I1-Fin:	17.33	(9)	1.12				
	Fin:	47.17				(12)				1.30				
Total:	Int1:	2:20.59				(30)				3.91				
	Fin:	2:37.92				(23)				3.76				



Number of Competitors: 66

Bib	Name	Nation	Positions			Partials			Difference		Speed			
			Pos.	Time	Rank	Pos.	Time	Rank	Time	Dist(m)	Pos.	km/h	Rank	
5	JANKA Carlo	SUI	Run1:	Int1:	20.60	(38)	I1-I2:	1:26.55	(2)	0.33		Sp1:	102.70	(23)
				Int2:	44.42	(11)	I2-I3:	32.56	(2)	0.48		Sp2:	82.90	(1)
				Int3:	1:16.98	(2)	I3-I4:	12.37	(4)	0.56		Sp3:	105.88	(8)
				Int4:	1:29.35	(2)	I4-Fin:	17.80	(1)	0.78		Sp4:	144.78	(4)
				Fin:	1:47.15	(2)				0.68	19.60	Avg.:	103.75	
			Run2:	Int1:	29.53	(9)	I1-Fin:	17.48	(12)	0.81				
				Fin:	47.01	(10)				1.14				
			Total:	Int1:	2:16.68	(1)				0.00				
				Fin:	2:34.16	(1)				0.00				
			6	SPORN Andrej	SLO	Run1:	Int1:	20.59	(34)	I1-I2:	1:27.60	(12)	0.32	
	Int2:	44.46				(13)	I2-I3:	32.92	(8)	0.52		Sp2:	78.80	(31)
	Int3:	1:17.38				(10)	I3-I4:	12.69	(23)	0.96		Sp3:	104.34	(29)
	Int4:	1:30.07				(13)	I4-Fin:	18.12	(11)	1.50		Sp4:	144.09	(8)
	Fin:	1:48.19				(12)				1.72	49.09	Avg.:	102.75	
Run2:	Int1:	32.39				(46)	I1-Fin:	18.35	(30)	3.67				
	Fin:	50.74				(41)				4.87				
Total:	Int1:	2:20.58				(29)				3.90				
	Fin:	2:38.93				(30)				4.77				
7	KRYZL Krystof	CZE				Run1:	Int1:	20.68	(47)	I1-I2:	1:29.54	(39)	0.41	
				Int2:	45.01	(34)	I2-I3:	33.61	(39)	1.07		Sp2:	78.70	(32)
				Int3:	1:18.62	(35)	I3-I4:	12.84	(35)	2.20		Sp3:	103.44	(46)
				Int4:	1:31.46	(35)	I4-Fin:	18.76	(46)	2.89		Sp4:	140.88	(40)
				Fin:	1:50.22	(37)				3.75	105.06	Avg.:	100.86	
			Run2:	Int1:	29.91	(19)	I1-Fin:	17.72	(15)	1.19				
				Fin:	47.63	(15)				1.76				
			Total:	Int1:	2:20.13	(26)				3.45				
				Fin:	2:37.85	(22)				3.69				
			8	GORZA Ales	SLO	Run1:	Int1:	20.84	(52)	I1-I2:	1:28.75	(24)	0.57	
	Int2:	44.99				(30)	I2-I3:	33.30	(23)	1.05		Sp2:	80.20	(18)
	Int3:	1:18.29				(27)	I3-I4:	12.84	(35)	1.87		Sp3:	104.34	(29)
	Int4:	1:31.13				(28)	I4-Fin:	18.46	(34)	2.56		Sp4:	140.49	(43)
	Fin:	1:49.59				(27)				3.12	87.91	Avg.:	101.44	
Run2:	Int1:						I1-Fin:							
	Fin:	DNF												
Total:	Int1:													
	Fin:	DNF												
9	MYHRE Lars Elton	NOR				Run1:	Int1:	20.32	(4)	I1-I2:	1:28.89	(27)	0.05	
				Int2:	44.64	(19)	I2-I3:	33.55	(33)	0.70		Sp2:	80.50	(12)
				Int3:	1:18.19	(24)	I3-I4:	12.87	(40)	1.77		Sp3:	104.80	(21)
				Int4:	1:31.06	(26)	I4-Fin:	18.15	(13)	2.49		Sp4:	140.06	(45)
				Fin:	1:49.21	(24)				2.74	77.48	Avg.:	101.79	
			Run2:	Int1:	29.55	(10)	I1-Fin:	17.08	(3)	0.83				
				Fin:	46.63	(7)				0.76				
			Total:	Int1:	2:18.76	(15)				2.08				
				Fin:	2:35.84	(11)				1.68				
			10	JERMAN Andrej	SLO	Run1:	Int1:	20.40	(12)	I1-I2:	1:27.55	(9)	0.13	
	Int2:	44.56				(15)	I2-I3:	32.95	(10)	0.62		Sp2:	78.20	(37)
	Int3:	1:17.51				(14)	I3-I4:	12.37	(4)	1.09		Sp3:	106.19	(5)
	Int4:	1:29.88				(9)	I4-Fin:	18.07	(10)	1.31		Sp4:	144.37	(6)
	Fin:	1:47.95				(10)				1.48	42.34	Avg.:	102.98	
Run2:	Int1:	31.27				(40)	I1-Fin:			2.55				
	Fin:	DNF												
Total:	Int1:													
	Fin:	DNF												



AUDI FIS SKI WORLD CUP 2008/09

Wengen (SUI)




2nd MEN'S SUPER COMBINED – SLALOM

PERFORMANCE ANALYSIS 2

FRI 16 JAN 2009

Number of Competitors: 66

Bib	Name	Nation	Positions			Partials			Difference		Speed								
			Pos.	Time	Rank	Pos.	Time	Rank	Time	Dist(m)	Pos.	km/h	Rank						
11	BAUMANN Romed	AUT	Run1:	Int1:	20.40	(12)	I1-I2:	1:28.78	(25)	0.13	76.65	Sp1:	101.20	(39)					
				Int2:	44.98	(29)		I2-I3:	33.26			(21)	Sp2:	77.20	(43)				
			Run2:	Int3:	1:18.24	(25)	I3-I4:	12.44	(9)	1.82	2.11	2.71	76.65	Sp3:	104.34	(29)			
				Int4:	1:30.68	(21)		I4-Fin:	18.50					(37)	Sp4:	143.55	(10)		
			Total:	Fin:	1:49.18	(23)	I1-Fin:	17.41	(11)	1.82	2.08	3.04	2.97	Avg.:	101.82				
				Fin:	2:37.13	(16)													
			12	INNERHOFER Christof	ITA	Run1:	Int1:	20.32	(4)	I1-I2:	1:27.57	(10)	0.05	40.64	Sp1:	103.80	(12)		
							Int2:	44.33	(5)		I2-I3:	33.25			(20)	Sp2:	80.80	(9)	
						Run2:	Int3:	1:17.58	(15)	I3-I4:	12.44	(9)	1.16	1.45	1.42	40.64	Sp3:	104.34	(29)
							Int4:	1:30.02	(11)		I4-Fin:	17.87					(2)	Sp4:	143.30
Total:	Fin:	1:47.89				(9)	I1-Fin:	18.14	(27)	2.06	3.05	1.99	2.65	Avg.:	103.04				
	Fin:	2:36.81				(13)													
13	LIZEROUX Julien	FRA				Run1:	Int1:	20.56	(30)	I1-I2:	1:28.19	(17)	0.29	64.74	Sp1:	102.70	(23)		
							Int2:	44.64	(19)		I2-I3:	33.21			(17)	Sp2:	78.70	(32)	
						Run2:	Int3:	1:17.85	(17)	I3-I4:	12.72	(25)	1.43	2.00	2.28	64.74	Sp3:	104.95	(20)
							Int4:	1:30.57	(17)		I4-Fin:	18.18					(16)	Sp4:	141.54
			Total:	Fin:	1:48.75	(19)	I1-Fin:	17.11	(4)	0.37	0.33	1.16	0.79	Avg.:	102.22				
				Fin:	2:34.95	(5)													
			14	FILL Peter	ITA	Run1:	Int1:	20.39	(10)	I1-I2:	1:27.26	(6)	0.12	33.85	Sp1:	103.50	(16)		
							Int2:	44.38	(8)		I2-I3:	32.68			(3)	Sp2:	80.80	(9)	
						Run2:	Int3:	1:17.06	(3)	I3-I4:	12.38	(6)	0.64	0.87	1.18	33.85	Sp3:	106.35	(4)
							Int4:	1:29.44	(4)		I4-Fin:	18.21					(18)	Sp4:	141.91
Total:	Fin:	1:47.65				(4)	I1-Fin:	17.35	(10)	0.66	0.86	0.35	0.22	Avg.:	103.27				
	Fin:	2:34.38				(2)													
15	ZRNCIC-DIM Natko	CRO				Run1:	Int1:	20.86	(53)	I1-I2:	1:28.81	(26)	0.59	90.10	Sp1:	102.00	(33)		
							Int2:	45.00	(33)		I2-I3:	33.38			(25)	Sp2:	79.80	(23)	
						Run2:	Int3:	1:18.38	(30)	I3-I4:	12.89	(41)	1.96	2.70	3.20	90.10	Sp3:	105.41	(14)
							Int4:	1:31.27	(33)		I4-Fin:	18.40					(31)	Sp4:	141.69
			Total:	Fin:	1:49.67	(30)	I1-Fin:	17.12	(5)	0.03	0.00	1.74	1.38	Avg.:	101.37				
				Fin:	2:35.54	(10)													
			16	ZURBRIGGEN Silvan	SUI	Run1:	Int1:	20.58	(32)	I1-I2:	1:27.58	(11)	0.31	48.25	Sp1:	105.80	(4)		
							Int2:	44.38	(8)		I2-I3:	32.95			(10)	Sp2:	81.70	(3)	
						Run2:	Int3:	1:17.33	(8)	I3-I4:	12.58	(15)	0.91	1.34	1.69	48.25	Sp3:	106.03	(6)
							Int4:	1:29.91	(10)		I4-Fin:	18.25					(21)	Sp4:	144.94
Total:	Fin:	1:48.16				(11)	I1-Fin:	17.05	(2)	0.63	0.53	0.83	0.40	Avg.:	102.78				
	Fin:	2:34.56				(3)													





AUDI FIS SKI WORLD CUP 2008/09

Wengen (SUI)




2nd MEN'S SUPER COMBINED – SLALOM

PERFORMANCE ANALYSIS 2

FRI 16 JAN 2009

Number of Competitors: 66

Bib	Name	Nation	Positions			Partials			Difference		Speed			
			Pos.	Time	Rank	Pos.	Time	Rank	Time	Dist(m)	Pos.	km/h	Rank	
17	ALBRECHT Daniel	SUI	Run1:	Int1:	20.28	(2)	I1-I2:	1:26.19	(1)	0.01		Sp1:	106.40	(2)
				Int2:	43.94	(1)		I2-I3:	32.48	(1)		0.00	Sp2:	81.60
				Int3:	1:16.42	(1)	I3-I4:	12.15	(1)	0.00	0.00	Sp3:	106.66	(2)
				Int4:	1:28.57	(1)		I4-Fin:	17.90	(3)		0.00	Sp4:	144.81
				Fin:	1:46.47	(1)	I1-Fin:	18.03	(25)	0.00	0.00	Avg.:	104.41	
				Run2:	Int1:	30.57		(26)				1.85		
				Fin:	48.60	(25)			2.73					
				Total:	Int1:	2:17.04	(3)			0.36				
				Fin:	2:35.07	(6)			0.91					
				18	RAICH Benjamin	AUT	Run1:	Int1:	20.35	(8)	I1-I2:	1:28.27	(18)	0.08
Int2:	44.46	(13)	I2-I3:					33.51	(31)	0.52		Sp2:	81.00	(6)
	Int3:	1:17.97	(19)				I3-I4:	12.65	(18)	1.55	61.12	Sp3:	104.80	(21)
	Int4:	1:30.62	(19)					I4-Fin:	18.00	(8)		2.05	Sp4:	142.13
	Fin:	1:48.62	(17)				I1-Fin:	17.01	(1)	2.15	61.12	Avg.:	102.35	
	Run2:	Int1:	29.64					(13)				0.92		
	Fin:	46.65	(8)						0.78					
	Total:	Int1:	2:18.26				(10)			1.58				
	Fin:	2:35.27	(7)						1.11					
	19	KOSTELIC Ivica	CRO				Run1:	Int1:	20.27	(1)	I1-I2:	1:28.46	(20)	0.00
Int2:				44.41	(10)	I2-I3:		33.46	(28)	0.47		Sp2:	80.40	(15)
				Int3:	1:17.87	(18)	I3-I4:	12.71	(24)	1.45	64.19	Sp3:	105.10	(19)
				Int4:	1:30.58	(18)		I4-Fin:	18.15	(13)		2.01	Sp4:	141.76
				Fin:	1:48.73	(18)	I1-Fin:	17.20	(7)	2.26	64.19	Avg.:	102.24	
				Run2:	Int1:	28.88		(3)				0.16		
				Fin:	46.08	(3)			0.21					
				Total:	Int1:	2:17.61	(6)			0.93				
				Fin:	2:34.81	(4)			0.65					
				20	GRANGE Jean-Baptiste	FRA	Run1:	Int1:	20.56	(30)	I1-I2:	1:28.96	(28)	0.29
Int2:	44.72	(22)	I2-I3:					33.61	(39)	0.78		Sp2:	80.50	(12)
	Int3:	1:18.33	(28)				I3-I4:	12.84	(35)	1.91	86.00	Sp3:	104.49	(27)
	Int4:	1:31.17	(30)					I4-Fin:	18.35	(27)		2.60	Sp4:	139.72
	Fin:	1:49.52	(26)				I1-Fin:	17.17	(6)	3.05	86.00	Avg.:	101.50	
	Run2:	Int1:	28.72					(1)				0.00		
	Fin:	45.89	(2)						0.02					
	Total:	Int1:	2:18.24				(9)			1.56				
	Fin:	2:35.41	(9)						1.25					
	21	SVINDAL Aksel Lund	NOR				Run1:	Int1:	20.36	(9)	I1-I2:	1:27.83	(14)	0.09
Int2:				44.22	(2)	I2-I3:		33.13	(14)	0.28		Sp2:	80.30	(17)
				Int3:	1:17.35	(9)	I3-I4:	12.67	(22)	0.93	49.09	Sp3:	104.65	(26)
				Int4:	1:30.02	(11)		I4-Fin:	18.17	(15)		1.45	Sp4:	141.71
				Fin:	1:48.19	(12)	I1-Fin:	17.58	(13)	1.72	49.09	Avg.:	102.75	
				Run2:	Int1:	29.57		(11)				0.85		
				Fin:	47.15	(11)			1.28					
				Total:	Int1:	2:17.76	(7)			1.08				
				Fin:	2:35.34	(8)			1.18					
				22	MILLER Bode	USA	Run1:	Int1:	20.28	(2)	I1-I2:	1:27.45	(7)	0.01
Int2:	44.22	(2)	I2-I3:					32.94	(9)	0.28		Sp2:	80.10	(20)
	Int3:	1:17.16	(5)				I3-I4:	12.65	(18)	0.74	36.12	Sp3:	105.26	(16)
	Int4:	1:29.81	(7)					I4-Fin:	17.92	(5)		1.24	Sp4:	141.10
	Fin:	1:47.73	(6)				I1-Fin:	21.70	(52)	1.26	36.12	Avg.:	103.19	
	Run2:	Int1:	29.57					(11)				0.85		
	Fin:	51.27	(42)						5.40					
	Total:	Int1:	2:17.30				(4)			0.00				
	Fin:	2:39.00	(32)						4.84					



Number of Competitors: 66

Bib	Name	Nation	Positions			Partials			Difference		Speed			
			Pos.	Time	Rank	Pos.	Time	Rank	Time	Dist(m)	Pos.	km/h	Rank	
23	PAQUIN Pierre	FRA	Run1:	Int1:	20.78	(50)	I1-I2:	1:29.32	(34)	0.51		Sp1:	104.70	(7)
				Int2:	44.81	(25)	I2-I3:	33.73	(48)	0.87		Sp2:	81.00	(6)
				Int3:	1:18.54	(31)	I3-I4:	12.93	(46)	2.12		Sp3:	104.80	(21)
				Int4:	1:31.47	(36)	I4-Fin:	18.63	(44)	2.90		Sp4:	141.46	(31)
				Fin:	1:50.10	(34)				3.63	101.81	Avg.:	100.97	
			Run2:	Int1:	30.40	(24)	I1-Fin:	17.80	(17)	1.68				
				Fin:	48.20	(21)				2.33				
			Total:	Int1:	2:20.50	(28)				3.82				
				Fin:	2:38.30	(26)				4.14				
			24	RAINER Niklas	SWE	Run1:	Int1:	20.43	(16)	I1-I2:	1:28.62	(23)	0.16	
	Int2:	44.83				(26)	I2-I3:	33.43	(27)	0.89		Sp2:	80.40	(15)
	Int3:	1:18.26				(26)	I3-I4:	12.66	(20)	1.84		Sp3:	104.04	(36)
	Int4:	1:30.92				(23)	I4-Fin:	18.13	(12)	2.35		Sp4:	141.27	(35)
	Fin:	1:49.05				(21)				2.58	73.06	Avg.:	101.94	
Run2:	Int1:	29.88				(18)	I1-Fin:	17.96	(23)	1.16				
	Fin:	47.84				(16)				1.97				
Total:	Int1:	2:18.93				(16)				2.25				
	Fin:	2:36.89				(14)				2.73				
25	DEFAGO Didier	SUI				Run1:	Int1:	20.39	(10)	I1-I2:	1:27.48	(8)	0.12	
				Int2:	44.36	(6)	I2-I3:	32.72	(4)	0.42		Sp2:	79.70	(24)
				Int3:	1:17.08	(4)	I3-I4:	12.27	(2)	0.66		Sp3:	106.66	(2)
				Int4:	1:29.35	(2)	I4-Fin:	18.52	(38)	0.78		Sp4:	144.65	(5)
				Fin:	1:47.87	(8)				1.40	40.08	Avg.:	103.06	
			Run2:	Int1:	30.70	(31)	I1-Fin:	17.95	(22)	1.98				
				Fin:	48.65	(26)				2.78				
			Total:	Int1:	2:18.57	(13)				1.89				
				Fin:	2:36.52	(12)				2.36				
			26	BOURGEAT Pierrick	FRA	Run1:	Int1:	20.69	(48)	I1-I2:	1:29.83	(41)	0.42	
	Int2:	45.19				(38)	I2-I3:	33.96	(51)	1.25		Sp2:	78.10	(39)
	Int3:	1:19.15				(46)	I3-I4:	12.75	(27)	2.73		Sp3:	104.04	(36)
	Int4:	1:31.90				(44)	I4-Fin:	18.62	(42)	3.33		Sp4:	141.13	(37)
	Fin:	1:50.52				(41)				4.05	113.16	Avg.:	100.59	
Run2:	Int1:	30.19				(21)	I1-Fin:	17.74	(16)	1.47				
	Fin:	47.93				(19)				2.06				
Total:	Int1:	2:20.71				(32)				4.03				
	Fin:	2:38.45				(27)				4.29				
27	VILETTA Sandro	SUI				Run1:	Int1:	20.67	(45)	I1-I2:	1:29.45	(36)	0.40	
				Int2:	45.23	(40)	I2-I3:	33.65	(43)	1.29		Sp2:	80.20	(18)
				Int3:	1:18.88	(41)	I3-I4:	12.89	(41)	2.46		Sp3:	104.04	(36)
				Int4:	1:31.77	(42)	I4-Fin:	18.35	(27)	3.20		Sp4:	139.89	(46)
				Fin:	1:50.12	(35)				3.65	102.35	Avg.:	100.95	
			Run2:	Int1:	29.71	(14)	I1-Fin:	17.59	(14)	0.99				
				Fin:	47.30	(13)				1.43				
			Total:	Int1:	2:19.83	(25)				3.15				
				Fin:	2:37.42	(17)				3.26				
			28	THEAUX Adrien	FRA	Run1:	Int1:	20.42	(14)	I1-I2:	1:27.90	(15)	0.15	
	Int2:	44.37				(7)	I2-I3:	33.13	(14)	0.43		Sp2:	80.50	(12)
	Int3:	1:17.50				(13)	I3-I4:	12.62	(17)	1.08		Sp3:	105.88	(8)
	Int4:	1:30.12				(15)	I4-Fin:	18.20	(17)	1.55		Sp4:	143.56	(9)
	Fin:	1:48.32				(14)				1.85	52.74	Avg.:	102.63	
Run2:	Int1:	30.67				(30)	I1-Fin:	17.91	(19)	1.95				
	Fin:	48.58				(24)				2.71				
Total:	Int1:	2:18.99				(18)				2.31				
	Fin:	2:36.90				(15)				2.74				

Number of Competitors: 66

Bib	Name	Nation	Positions			Partials			Difference		Speed				
			Pos.	Time	Rank	Pos.	Time	Rank	Time	Dist(m)	Pos.	km/h	Rank		
29	WALCHHOFER Michael	AUT	Run1:	Int1:	20.62	(41)	I1-I2:	1:27.23	(4)	0.35		Sp1:	107.70	(1)	
				Int2:	44.60	(18)	I2-I3:	32.82	(6)	0.66		Sp2:	77.00	(44)	
				Int3:	1:17.42	(11)	I3-I4:	12.43	(8)	1.00		Sp3:	105.72	(10)	
				Int4:	1:29.85	(8)	I4-Fin:	18.00	(8)	1.28		Sp4:	144.86	(2)	
				Fin:	1:47.85	(7)				1.38	39.51	Avg.:	103.08		
				Run2:	Int1:			I1-Fin:							
					Fin:	DNS									
				Total:	Int1:										
					Fin:	DNS									
			30	STAUDACHER Patrick	ITA	Run1:	Int1:	20.54	(28)	I1-I2:	1:29.39	(35)	0.27		Sp1:
	Int2:	45.23				(40)	I2-I3:	33.46	(28)	1.29		Sp2:	77.30	(42)	
	Int3:	1:18.69				(38)	I3-I4:	12.94	(47)	2.27		Sp3:	103.89	(41)	
	Int4:	1:31.63				(39)	I4-Fin:	18.30	(23)	3.06		Sp4:	141.44	(32)	
	Fin:	1:49.93				(33)				3.46	97.19	Avg.:	101.13		
	Run2:	Int1:				31.13	(37)	I1-Fin:			2.41				
		Fin:				DNF									
	Total:	Int1:													
		Fin:				DNF									
31	HEEL Werner	ITA				Run1:	Int1:	20.59	(34)	I1-I2:	1:27.04	(3)	0.32		Sp1:
				Int2:	44.43	(12)	I2-I3:	32.85	(7)	0.49		Sp2:	82.00	(2)	
				Int3:	1:17.28	(6)	I3-I4:	12.41	(7)	0.86		Sp3:	107.62	(1)	
				Int4:	1:29.69	(5)	I4-Fin:	17.94	(6)	1.12		Sp4:	144.34	(7)	
				Fin:	1:47.63	(3)				1.16	33.28	Avg.:	103.29		
				Run2:	Int1:	31.30	(41)	I1-Fin:	18.55	(44)	2.58				
					Fin:	49.85	(35)				3.98				
				Total:	Int1:	2:18.93	(16)				2.25				
					Fin:	2:37.48	(18)				3.32				
			32	MAIER Hermann	AUT	Run1:	Int1:	20.60	(38)	I1-I2:	1:29.04	(30)	0.33		Sp1:
	Int2:	44.93				(28)	I2-I3:	33.41	(26)	0.99		Sp2:	79.20	(29)	
	Int3:	1:18.34				(29)	I3-I4:	12.75	(27)	1.92		Sp3:	104.80	(21)	
	Int4:	1:31.09				(27)	I4-Fin:	18.55	(39)	2.52		Sp4:	142.84	(16)	
	Fin:	1:49.64				(29)				3.17	89.28	Avg.:	101.39		
	Run2:	Int1:						I1-Fin:							
		Fin:				DNS									
	Total:	Int1:													
		Fin:				DNS									
33	THANEI Stefan	ITA				Run1:	Int1:	20.48	(21)	I1-I2:	1:29.11	(32)	0.21		Sp1:
				Int2:	45.47	(45)	I2-I3:	33.14	(16)	1.53		Sp2:	68.50	(59)	
				Int3:	1:18.61	(34)	I3-I4:	12.54	(13)	2.19		Sp3:	102.56	(50)	
				Int4:	1:31.15	(29)	I4-Fin:	18.44	(33)	2.58		Sp4:	142.71	(18)	
				Fin:	1:49.59	(27)				3.12	87.91	Avg.:	101.44		
				Run2:	Int1:	30.74	(33)	I1-Fin:	18.65	(46)	2.02				
					Fin:	49.39	(32)				3.52				
				Total:	Int1:	2:20.33	(27)				3.65				
					Fin:	2:38.98	(31)				4.82				
			34	FISHER Erik	USA	Run1:	Int1:	20.55	(29)	I1-I2:	1:30.31	(45)	0.28		Sp1:
	Int2:	46.02				(55)	I2-I3:	33.67	(44)	2.08		Sp2:	62.20	(60)	
	Int3:	1:19.69				(52)	I3-I4:	12.91	(44)	3.27		Sp3:	100.27	(56)	
	Int4:	1:32.60				(50)	I4-Fin:	18.26	(22)	4.03		Sp4:	142.20	(21)	
	Fin:	1:50.86				(45)				4.39	122.28	Avg.:	100.28		
	Run2:	Int1:						I1-Fin:							
		Fin:				DNS									
	Total:	Int1:													
		Fin:				DNS									



AUDI FIS SKI WORLD CUP 2008/09

Wengen (SUI)




2nd MEN'S SUPER COMBINED – SLALOM

PERFORMANCE ANALYSIS 2

FRI 16 JAN 2009

Number of Competitors: 66

Bib	Name	Nation	Positions			Partials			Difference		Speed			
			Pos.	Time	Rank	Pos.	Time	Rank	Time	Dist(m)	Pos.	km/h	Rank	
35	WEIBRECHT Andrew	USA	Run1:	Int1:	20.32	(4)	I1-I2:	1:28.53	(21)	0.05		Sp1:	101.80	(34)
				Int2:	44.56	(15)	I2-I3:	33.49	(30)	0.62		Sp2:	78.30	(36)
				Int3:	1:18.05	(21)	I3-I4:	12.57	(14)	1.63		Sp3:	104.04	(36)
				Int4:	1:30.62	(19)	I4-Fin:	18.23	(20)	2.05		Sp4:	141.46	(30)
				Fin:	1:48.85	(20)				2.38	67.52	Avg.:	102.13	
			Run2:	Int1:	30.60	(27)	I1-Fin:	19.25	(50)	1.88				
				Fin:	49.85	(35)				3.98				
			Total:	Int1:	2:19.45	(20)				2.77				
				Fin:	2:38.70	(28)				4.54				
			36	KRIZAJ Andrej	SLO	Run1:	Int1:	20.46	(19)	I1-I2:	1:29.97	(43)	0.19	
	Int2:	45.52				(50)	I2-I3:	33.52	(32)	1.58		Sp2:	77.70	(41)
	Int3:	1:19.04				(44)	I3-I4:	12.91	(44)	2.62		Sp3:	103.74	(42)
	Int4:	1:31.95				(46)	I4-Fin:	18.48	(36)	3.38		Sp4:	139.81	(47)
	Fin:	1:50.43				(40)				3.96	110.74	Avg.:	100.67	
Run2:	Int1:	30.98				(35)	I1-Fin:			2.26				
	Fin:	DNF												
Total:	Int1:													
	Fin:	DNF												
37	MERMILLOD BLONDIN T.	FRA				Run1:	Int1:	20.87	(54)	I1-I2:	1:29.49	(37)	0.60	
				Int2:	45.51	(48)	I2-I3:	33.60	(37)	1.57		Sp2:	76.90	(45)
				Int3:	1:19.11	(45)	I3-I4:	12.82	(33)	2.69		Sp3:	103.44	(46)
				Int4:	1:31.93	(45)	I4-Fin:	18.43	(32)	3.36		Sp4:	140.65	(42)
				Fin:	1:50.36	(39)				3.89	108.85	Avg.:	100.73	
			Run2:	Int1:	29.43	(8)	I1-Fin:	17.94	(21)	0.71				
				Fin:	47.37	(14)				1.50				
			Total:	Int1:	2:19.79	(24)				3.11				
				Fin:	2:37.73	(20)				3.57				
			38	KLOTZ Siegmara	ITA	Run1:	Int1:	20.45	(18)	I1-I2:	1:30.43	(47)	0.18	
	Int2:	45.57				(51)	I2-I3:	33.70	(46)	1.63		Sp2:	76.60	(46)
	Int3:	1:19.27				(48)	I3-I4:	12.99	(48)	2.85		Sp3:	103.74	(42)
	Int4:	1:32.26				(48)	I4-Fin:	18.62	(42)	3.69		Sp4:	140.90	(39)
	Fin:	1:50.88				(46)				4.41	122.82	Avg.:	100.26	
Run2:	Int1:	29.94				(20)	I1-Fin:	17.91	(19)	1.22				
	Fin:	47.85				(17)				1.98				
Total:	Int1:	2:20.82				(33)				4.14				
	Fin:	2:38.73				(29)				4.57				
39	STRUGER Peter	AUT				Run1:	Int1:	20.52	(25)	I1-I2:	1:29.20	(33)	0.25	
				Int2:	44.99	(30)	I2-I3:	33.61	(39)	1.05		Sp2:	79.30	(27)
				Int3:	1:18.60	(33)	I3-I4:	12.74	(26)	2.18		Sp3:	103.15	(48)
				Int4:	1:31.34	(34)	I4-Fin:	18.38	(30)	2.77		Sp4:	141.29	(34)
				Fin:	1:49.72	(32)				3.25	91.47	Avg.:	101.32	
			Run2:	Int1:			I1-Fin:							
				Fin:	DNF									
			Total:	Int1:										
				Fin:	DNF									
			40	KUENG Patrick	SUI	Run1:	Int1:	20.53	(26)	I1-I2:	1:28.61	(22)	0.26	
	Int2:	44.83				(26)	I2-I3:	33.21	(17)	0.89		Sp2:	79.50	(26)
	Int3:	1:18.04				(20)	I3-I4:	12.78	(29)	1.62		Sp3:	105.41	(14)
	Int4:	1:30.82				(22)	I4-Fin:	18.32	(24)	2.25		Sp4:	140.85	(41)
	Fin:	1:49.14				(22)				2.67	75.54	Avg.:	101.86	
Run2:	Int1:	30.62				(28)	I1-Fin:	17.85	(18)	1.90				
	Fin:	48.47				(23)				2.60				
Total:	Int1:	2:19.76				(23)				3.08				
	Fin:	2:37.61				(19)				3.45				





AUDI FIS SKI WORLD CUP 2008/09

Wengen (SUI)




2nd MEN'S SUPER COMBINED – SLALOM

PERFORMANCE ANALYSIS 2

FRI 16 JAN 2009

Number of Competitors: 66

Bib	Name	Nation	Positions			Partials			Difference		Speed			
			Pos.	Time	Rank	Pos.	Time	Rank	Time	Dist(m)	Pos.	km/h	Rank	
41	FRANCIS Kevin	USA	Run1:	Int1:	20.48	(21)	I1-I2:	1:28.99	(29)	0.21		Sp1:	102.70	(23)
				Int2:	44.80	(24)	I2-I3:	33.28	(22)	0.86		Sp2:	78.70	(32)
				Int3:	1:18.08	(22)	I3-I4:	12.84	(35)	1.66		Sp3:	104.19	(34)
				Int4:	1:30.92	(23)	I4-Fin:	18.55	(39)	2.35		Sp4:	142.00	(24)
				Fin:	1:49.47	(25)				3.00	84.63	Avg.:	101.55	
			Run2:	Int1:	31.57	(43)	I1-Fin:	18.87	(48)	2.85				
				Fin:	50.44	(40)				4.57				
			Total:	Int1:	2:21.04	(34)				4.36				
				Fin:	2:39.91	(35)				5.75				
			42	PERKO Rok	SLO	Run1:	Int1:	20.94	(55)	I1-I2:			0.67	
	Int2:	45.47				(45)	I2-I3:			1.53		Sp2:	76.60	(46)
	Int3:						I3-I4:					Sp3:	105.57	(13)
	Int4:						I4-Fin:					Sp4:		
	Fin:	DNF										Avg.:		
Run2:	Int1:						I1-Fin:							
	Fin:	DNF												
Total:	Int1:													
	Fin:	DNF												
43	WAGNER Hannes	GER				Run1:	Int1:	20.47	(20)	I1-I2:			0.20	
				Int2:	45.06	(36)	I2-I3:	33.59	(36)	1.12		Sp2:	80.10	(20)
				Int3:	1:18.65	(36)	I3-I4:	12.59	(16)	2.23		Sp3:	104.80	(21)
				Int4:	1:31.24	(31)	I4-Fin:			2.67		Sp4:	143.24	(12)
				Fin:	DNF							Avg.:		
			Run2:	Int1:			I1-Fin:							
				Fin:	DNF									
			Total:	Int1:										
				Fin:	DNF									
			44	PUCHNER Joachim	AUT	Run1:	Int1:	20.81	(51)	I1-I2:	1:29.49	(37)	0.54	
	Int2:	45.31				(42)	I2-I3:	33.57	(35)	1.37		Sp2:	76.50	(49)
	Int3:	1:18.88				(41)	I3-I4:	12.81	(30)	2.46		Sp3:	104.04	(36)
	Int4:	1:31.69				(40)	I4-Fin:	18.61	(41)	3.12		Sp4:	141.13	(36)
	Fin:	1:50.30				(38)				3.83	107.23	Avg.:	100.79	
Run2:	Int1:						I1-Fin:							
	Fin:	DNF												
Total:	Int1:													
	Fin:	DNF												
45	ERICSSON Daniel	SWE				Run1:	Int1:	20.51	(24)	I1-I2:	1:30.89	(52)	0.24	
				Int2:	45.69	(52)	I2-I3:	33.92	(50)	1.75		Sp2:	76.20	(52)
				Int3:	1:19.61	(50)	I3-I4:	13.08	(50)	3.19		Sp3:	102.85	(49)
				Int4:	1:32.69	(51)	I4-Fin:	18.71	(45)	4.12		Sp4:	139.78	(48)
				Fin:	1:51.40	(50)				4.93	136.66	Avg.:	99.79	
			Run2:	Int1:	30.63	(29)	I1-Fin:	18.28	(29)	1.91				
				Fin:	48.91	(27)				3.04				
			Total:	Int1:	2:22.03	(42)				5.35				
				Fin:	2:40.31	(37)				6.15				
			46	FAYED Guillermo	FRA	Run1:	Int1:	20.53	(26)	I1-I2:	1:29.59	(40)	0.26	
	Int2:	45.35				(44)	I2-I3:	33.24	(19)	1.41		Sp2:	76.40	(51)
	Int3:	1:18.59				(32)	I3-I4:	12.66	(20)	2.17		Sp3:	104.49	(27)
	Int4:	1:31.25				(32)	I4-Fin:	18.87	(49)	2.68		Sp4:	142.98	(15)
	Fin:	1:50.12				(35)				3.65	102.35	Avg.:	100.95	
Run2:	Int1:	31.41				(42)	I1-Fin:			2.69				
	Fin:	DQ												
Total:	Int1:													
	Fin:	DQ												





AUDI FIS SKI WORLD CUP 2008/09

Wengen (SUI)



2nd MEN'S SUPER COMBINED – SLALOM

PERFORMANCE ANALYSIS 2

FRI 16 JAN 2009

Number of Competitors: 66

Bib	Name	Nation	Positions			Partials			Difference		Speed						
			Pos.	Time	Rank	Pos.	Time	Rank	Time	Dist(m)	Pos.	km/h	Rank				
47	HELIE Louis-Pierre	CAN	Run1:	Int1:	20.67	(45)	I1-I2:	1:29.92	(42)	0.40	115.04	Sp1:	102.70	(23)			
				Int2:	45.34	(43)		I2-I3:	33.85			(49)	Sp2:	76.60	(46)		
			Int3:	1:19.19	(47)	I3-I4:	12.51	(11)	2.77	3.13	4.12	Sp3:	104.19	(34)			
				Int4:	1:31.70		(41)	I4-Fin:					18.89	(50)	Sp4:	142.19	(22)
			Fin:	1:50.59	(42)	I1-Fin:	18.92	(49)	2.33	4.10	4.96	Avg.:	100.52				
				Run2:	Int1:		31.05	(36)					2.33	4.10	4.96	6.40	
			Fin:	49.97	(37)	Total:	Int1:	2:21.64	(40)	4.96	6.40						
				Fin:	2:40.56		(38)	Fin:	2:40.56			(38)					
			48	STRODL Andreas	GER	Run1:	Int1:	20.64	(43)	I1-I2:	1:29.05	(31)	0.37	90.65	Sp1:	101.50	(35)
							Int2:	45.02	(35)		I2-I3:	33.64			(42)	Sp2:	78.70
Int3:	1:18.66	(37)				I3-I4:	12.81	(30)	2.24	2.90	3.22	90.65	Sp3:	105.72	(10)		
	Int4:	1:31.47					(36)	I4-Fin:						18.22	(19)	Sp4:	141.38
Fin:	1:49.69	(31)				I1-Fin:	18.54	(43)	2.92	4.31	4.65	5.71					
	Run2:	Int1:					31.64	(44)					2.92	4.31	4.65	5.71	
Fin:	50.18	(38)				Total:	Int1:	2:21.33	(37)	4.65	5.71						
	Fin:	2:39.87					(34)	Fin:	2:39.87			(34)					
49	VRABLIK Martin	CZE				Run1:	Int1:	21.10	(57)	I1-I2:	1:32.67	(54)	0.83	198.14	Sp1:	97.80	(54)
							Int2:	46.89	(57)		I2-I3:	35.06			(57)	Sp2:	70.80
			Int3:	1:21.95	(56)	I3-I4:	12.99	(48)	5.53	6.37	7.30	198.14	Sp3:	100.13	(57)		
				Int4:	1:34.94		(55)	I4-Fin:						18.83	(48)	Sp4:	137.88
			Fin:	1:53.77	(52)	I1-Fin:	18.08	(26)	1.08	2.01	6.89	7.49					
				Run2:	Int1:		29.80	(15)					1.08	2.01	6.89	7.49	
			Fin:	47.88	(18)	Total:	Int1:	2:23.57	(44)	6.89	7.49						
				Fin:	2:41.65		(40)	Fin:	2:41.65			(40)					
			50	ZAHROBSKY Petr	CZE	Run1:	Int1:	20.59	(34)	I1-I2:			0.32		Sp1:	102.10	(30)
							Int2:	45.89	(54)		I2-I3:					Sp2:	68.80
Int3:						I3-I4:			1.95				Sp3:	102.41	(51)		
	Int4:							I4-Fin:								Sp4:	
Fin:	DNF					I1-Fin:							Avg.:				
	Run2:	Int1:															
Fin:	DNF					Total:	Int1:										
	Fin:	DNF						Fin:					DNF				
51	GISIN Marc	SUI				Run1:	Int1:	20.42	(14)	I1-I2:	1:30.36	(46)	0.15	120.14	Sp1:	99.10	(50)
							Int2:	45.19	(38)		I2-I3:	33.69			(45)	Sp2:	78.20
			Int3:	1:18.88	(41)	I3-I4:	12.89	(41)	2.46	3.20	4.31	120.14	Sp3:	105.26	(16)		
				Int4:	1:31.77		(42)	I4-Fin:						19.01	(52)	Sp4:	142.71
			Fin:	1:50.78	(44)	I1-Fin:	17.98	(24)	1.66	2.49	4.48	4.98					
				Run2:	Int1:		30.38	(23)					1.66	2.49	4.48	4.98	
			Fin:	48.36	(22)	Total:	Int1:	2:21.16	(36)	4.48	4.98						
				Fin:	2:39.14		(33)	Fin:	2:39.14			(33)					
			52	SIROKI Tin	CRO	Run1:	Int1:	21.13	(59)	I1-I2:			0.86		Sp1:	61.20	(59)
							Int2:				I2-I3:					Sp2:	
Int3:						I3-I4:							Sp3:				
	Int4:							I4-Fin:								Sp4:	
Fin:	DNF					I1-Fin:							Avg.:				
	Run2:	Int1:															
Fin:	DNF					Total:	Int1:										
	Fin:	DNF						Fin:					DNF				





AUDI FIS SKI WORLD CUP 2008/09

Wengen (SUI)




2nd MEN'S SUPER COMBINED – SLALOM

PERFORMANCE ANALYSIS 2

FRI 16 JAN 2009

Number of Competitors: 66

Bib	Name	Nation	Positions			Partials			Difference		Speed		
			Pos.	Time	Rank	Pos.	Time	Rank	Time	Dist(m)	Pos.	km/h	Rank
53	SIMARI BIRKNER C.	ARG	Run1:			I1-I2: 1:32.39 (53)			1.22	200.93	Sp1: 97.90 (51)		
			Int1: 21.49 (61)			I2-I3: 34.69 (54)			2.92		Sp2: 76.50 (49)		
			Int2: 46.86 (56)			I3-I4: 13.36 (55)			5.13		Sp3: 101.98 (53)		
			Int3: 1:21.55 (54)			I4-Fin: 18.97 (51)			6.34		Sp4: 138.08 (53)		
			Int4: 1:34.91 (54)						7.41		Avg.: 97.62		
			Fin: 1:53.88 (53)										
			Run2:			I1-Fin: 18.56 (45)			1.63				
			Int1: 30.35 (22)						3.04				
			Int2: 48.91 (27)										
			Total:						7.55				
						8.63							
54	FRIEDMAN Bryon	USA	Run1:			I1-I2:					Sp1:		
			Int1:			I2-I3:					Sp2:		
			Int2:			I3-I4:					Sp3:		
			Int3:			I4-Fin:					Sp4:		
			Int4:								Avg.:		
			Fin: DNS										
Run2:			I1-Fin:										
Int1:													
Int2:													
Fin: DNS													
Total:													
Int1:													
Fin: DNS													
55	CRAWFORD Douglas	GBR	Run1:			I1-I2: 1:30.74 (49)			0.38	136.39	Sp1: 97.90 (51)		
			Int1: 20.65 (44)			I2-I3: 33.60 (37)			1.90		Sp2: 76.00 (53)		
			Int2: 45.84 (53)			I3-I4: 13.15 (51)			3.02		Sp3: 101.83 (54)		
			Int3: 1:19.44 (49)			I4-Fin: 18.80 (47)			4.02		Sp4: 138.56 (52)		
			Int4: 1:32.59 (49)						4.92		Avg.: 99.80		
			Fin: 1:51.39 (49)										
			Run2:			I1-Fin: 18.52 (42)			2.51				
			Int1: 31.23 (39)						3.88				
			Int2: 49.75 (33)										
			Total:						5.94				
						6.98							
56	BRAUER Jono	AUS	Run1:			I1-I2: 1:30.85 (51)			0.35	138.51	Sp1:		
			Int1: 20.62 (41)			I2-I3: 34.41 (53)			1.54		Sp2: 78.10 (39)		
			Int2: 45.48 (47)			I3-I4: 13.22 (52)			3.47		Sp3: 102.27 (52)		
			Int3: 1:19.89 (53)			I4-Fin: 18.36 (29)			4.54		Sp4: 139.10 (51)		
			Int4: 1:33.11 (53)						5.00		Avg.: 99.73		
			Fin: 1:51.47 (51)										
			Run2:			I1-Fin:							
			Int1:										
			Int2:										
			Fin: DNF										
Total:													
Int1:													
Fin: DNF													
57	ALSTER Christoph	AUT	Run1:			I1-I2:					Sp1:		
			Int1:			I2-I3:					Sp2:		
			Int2:			I3-I4:					Sp3:		
			Int3:			I4-Fin:					Sp4:		
			Int4:								Avg.:		
			Fin: DNS										
Run2:			I1-Fin:										
Int1:													
Int2:													
Fin: DNS													
Total:													
Int1:													
Fin: DNS													
58	MARKIC Gasper	SLO	Run1:			I1-I2:					Sp1:		
			Int1:			I2-I3:					Sp2:		
			Int2:			I3-I4:					Sp3:		
			Int3:			I4-Fin:					Sp4:		
			Int4:								Avg.:		
			Fin: DNF										
Run2:			I1-Fin:										
Int1:													
Int2:													
Fin: DNF													
Total:													
Int1:													
Fin: DNF													





AUDI FIS SKI WORLD CUP 2008/09

Wengen (SUI)




2nd MEN'S SUPER COMBINED – SLALOM

PERFORMANCE ANALYSIS 2

FRI 16 JAN 2009

Number of Competitors: 66

Bib	Name	Nation	Positions			Partials			Difference		Speed			
			Pos.	Time	Rank	Pos.	Time	Rank	Time	Dist(m)	Pos.	km/h	Rank	
59	GEORGIEV Stefan	BUL	Run1:	Int1:	21.36	(60)	I1-I2:	1:33.00	(55)	1.09	213.05	Sp1:	96.20	(57)
				Int2:	46.92	(58)		I2-I3:	34.83	(55)		2.98	Sp2:	75.80
			Int3:	1:21.75	(55)	I3-I4:	13.48	(57)	5.33	Sp3:		100.13	(57)	
			Int4:	1:35.23	(56)	I4-Fin:	19.13	(54)	6.66	Sp4:		136.94	(56)	
			Fin:	1:54.36	(54)				7.89	Avg.:	97.21			
			Run2:	Int1:	31.72	(45)	I1-Fin:	18.68	(47)	3.00				
				Fin:	50.40	(39)		4.53						
			Total:	Int1:	2:26.08	(46)				9.40				
				Fin:	2:44.76	(42)				10.60				
			60	GEORGIEV Georgi	BUL	Run1:	Int1:	21.12	(58)	I1-I2:	1:34.55	(56)	0.85	245.61
Int2:	47.22	(59)					I2-I3:	34.88	(56)		3.28	Sp2:	74.00	
Int3:	1:22.10	(57)				I3-I4:	13.30	(54)	5.68	Sp3:	99.17	(59)		
Int4:	1:35.40	(57)				I4-Fin:	20.27	(57)	6.83	Sp4:	136.14	(57)		
Fin:	1:55.67	(55)							9.20	Avg.:	96.11			
Run2:	Int1:						I1-Fin:							
	Fin:	DNF												
Total:	Int1:													
	Fin:	DNF												
61	VAN BUYNDER Frederik	BEL				Run1:	Int1:	21.09	(56)	I1-I2:	1:35.40	(57)	0.82	265.62
			Int2:	48.19	(60)		I2-I3:	35.13	(58)		4.25	Sp2:	74.10	
			Int3:	1:23.32	(58)	I3-I4:	13.59	(58)	6.90	Sp3:	99.17	(59)		
			Int4:	1:36.91	(58)	I4-Fin:	19.58	(56)	8.34	Sp4:	135.23	(58)		
			Fin:	1:56.49	(56)				10.02	Avg.:	95.43			
			Run2:	Int1:			I1-Fin:							
				Fin:	DNF									
			Total:	Int1:										
				Fin:	DNF									
			62	MYHRER Andre	SWE	Run1:	Int1:	20.58	(32)	I1-I2:	1:30.75	(50)	0.31	134.80
Int2:	45.51	(48)					I2-I3:	34.11	(52)		1.57	Sp2:	79.30	
Int3:	1:19.62	(51)				I3-I4:	13.24	(53)	3.20	Sp3:	101.69	(55)		
Int4:	1:32.86	(52)				I4-Fin:	18.47	(35)	4.29	Sp4:	138.04	(54)		
Fin:	1:51.33	(48)							4.86	Avg.:	99.85			
Run2:	Int1:	29.30				(5)	I1-Fin:	17.29	(8)	0.58				
	Fin:	46.59				(6)		0.72						
Total:	Int1:	2:20.63				(31)				3.95				
	Fin:	2:37.92				(23)				3.76				
63	KROELL Klaus	AUT				Run1:	Int1:			I1-I2:				
			Int2:				I2-I3:				Sp2:			
			Int3:			I3-I4:			Sp3:					
			Int4:			I4-Fin:			Sp4:					
			Fin:	DNS					Avg.:					
			Run2:	Int1:			I1-Fin:							
Fin:	DNS													
Total:	Int1:													
	Fin:	DNS												
64	BUECHEL Marco	LIE	Run1:	Int1:			I1-I2:					Sp1:		
				Int2:				I2-I3:				Sp2:		
			Int3:			I3-I4:			Sp3:					
			Int4:			I4-Fin:			Sp4:					
			Fin:	DNS					Avg.:					
			Run2:	Int1:			I1-Fin:							
Fin:	DNS													
Total:	Int1:													
	Fin:	DNS												





AUDI FIS SKI WORLD CUP 2008/09
Wengen (SUI)



2nd MEN'S SUPER COMBINED – SLALOM
PERFORMANCE ANALYSIS 2

FRI 16 JAN 2009

Number of Competitors: 66

Bib Name	Nation	Positions			Partials			Difference		Speed				
		Pos.	Time	Rank	Pos.	Time	Rank	Time	Dist(m)	Pos.	km/h	Rank		
65 HOFFMANN Ambrosi	SUI	Run1:	Int1:	20.44	(17)	I1-I2:	1:28.45	(19)	0.17	Sp1:	100.90	(42)		
			Int2:	44.75	(23)		I2-I3:	33.37	(24)		0.81	Sp2:	80.90	(8)
			Int3:	1:18.12	(23)		I3-I4:	12.81	(30)		1.70	Sp3:	105.72	(10)
			Int4:	1:30.93	(25)		I4-Fin:	17.96	(7)		2.36	Sp4:	142.41	(20)
		Fin:	DQ						Avg.:					
		Run2:	Int1:			I1-Fin:								
			Fin:	DQ										
		Total:	Int1:											
			Fin:	DQ										
		66 PARIS Dominik	ITA	Run1:	Int1:	20.61	(40)	I1-I2:	1:30.59	(48)	0.34	Sp1:	102.30	(28)
Int2:	45.13				(37)	I2-I3:	33.56		(34)	1.19	Sp2:		79.00	(30)
Int3:	1:18.69				(38)	I3-I4:	13.41		(56)	2.27	Sp3:		103.59	(45)
Int4:	1:32.10				(47)	I4-Fin:	19.10		(53)	3.53	Sp4:		140.46	(44)
Fin:	1:51.20			(47)				4.73	131.35	Avg.:	99.97			
Run2:	Int1:			30.71	(32)	I1-Fin:	18.39	(331)	1.99					
	Fin:			49.10	(30)					3.23				
Total:	Int1:			2:21.91	(41)				5.23					
	Fin:			2:40.30	(36)				6.14					

LEGEND

Pos	Intermediate or Speed Position	Int2:	Intermediate 2	Sp2:	Speed Trap 2	Run2	Second Run
Avg.	Average Speed for the race	Int3:	Intermediate 3	Sp3:	Speed Trap 3	DQ	Disqualified
Dist(m)	Distance behind the first	Int4:	Intermediate 4	Sp4:	Speed Trap 4	Run1	First Run
Total	First + Second Run	DNF	Did Not Finish	DNS	Did Not Start	Fin:	Finish
Int1:	Intermediate 1	Sp1:	Speed Trap 1				

16-01-2009 / Wengen (SUI) / 1322

Page 12/12

Data Processing by LONGINES


www.fis-ski.com

LONGINES Timing

Generation Date: FRI 16 JAN 2009

Time: 14:55

Document: 77B 1.0



GRAPHAX
DOCUMENT SOLUTIONS



AUDI FIS SKI WORLD CUP 2008/09



AFTER 2nd MEN'S SUPER COMBINED SUPER COMBINED FIS WCSL LIST

Number of Competitors: 69				12 DEC 2008 Val d'Isère (FRA)		16 JAN 2009 Wengen (SUI)		
Rank	FIS Code	Name	Nation	1	2	Base	- X	+ Y = WCSL-SC
1	532431	MILLER Bode	USA	-	-	410	164	- 246
1	50625	RAICH Benjamin	AUT	100	36	183	73 136	246
3	192665	GRANGE Jean-Baptiste	FRA	80	29	220	88 109	241
4	380260	KOSTELIC Ivica	CRO	-	50	256	102 50	204
5	510993	ALBRECHT Daniel	SUI	-	40	245	98 40	187
6	510890	ZURBRIGGEN Silvan	SUI	45	60	131	52 105	184
7	292455	FILL Peter	ITA	36	80	95	38 116	173
8	421328	SVINDAL Aksel Lund	NOR	-	32	206	82 32	156
9	511313	JANKA Carlo	SUI	32	100	32	13 132	151
10	380292	ZRNCIC-DIM Natko	CRO	26	26	124	50 52	126
11	50547	SCHOENFELDER Rainer	AUT	-	-	206	82 -	124
12	191459	LIZEROUX Julien	FRA	14	45	90	36 59	113
13	500656	LARSSON Markus	SWE	50	-	84	34 50	100
14	51215	BAUMANN Romed	AUT	22	15	86	34 37	89
14	293006	INNERHOFER Christof	ITA	20	20	82	33 40	89
16	534562	LIGETY Ted	USA	-	-	131	52 -	79
17	421400	MYHRE Lars Elton	NOR	18	24	59	24 42	77
18	560332	JERMAN Andrej	SLO	-	-	111	44 -	67
19	53831	HIRSCHER Marcel	AUT	60	-	-	- 60	60
20	511352	VILETTA Sandro	SUI	40	14	-	- 54	54
21	510727	DEFAGO Didier	SUI	-	22	51	20 22	53
21	102873	KUCERA John	CAN	24	10	32	13 34	53
23	560406	GORZA Ales	SLO	-	-	79	32 -	47
23	290998	STAUDACHER Patrick	ITA	16	-	51	20 16	47
25	150644	KRYZL Krystof	CZE	29	9	14	6 38	46
26	191462	PAQUIN Pierre	FRA	-	5	66	26 5	45
27	501026	RAINER Niklas	SWE	-	18	41	16 18	43
28	192746	THEAUX Adrien	FRA	-	16	40	16 16	40
29	190915	BOURGEAT Pierrick	FRA	-	4	58	23 4	39
30	150398	BANK Ondrej	CZE	-	-	60	24 -	36
31	292967	EISATH Florian	ITA	-	-	59	24 -	35
32	501076	OLSSON Hans	SWE	-	6	46	18 6	34
33	102727	STUTZ Paul	CAN	-	-	55	22 -	33
34	501101	BYGGMARK Jens	SWE	-	8	36	14 8	30
35	510030	CUCHE Didier	SUI	-	-	46	18 -	28





AUDI FIS SKI WORLD CUP 2008/09



AFTER 2nd MEN'S SUPER COMBINED SUPER COMBINED FIS WCSL LIST

Rank	FIS Code	Name	Nation	12 DEC 2008 Val d'Isère (FRA)		16 JAN 2009 Wengen (SUI)		Base - X + Y = WCSL-SC	
				1	2	1	2		
35	560447	SPORN Andrej	SLO	11	1	26	10	12	28
37	292514	HEEL Werner	ITA	-	13	18	7	13	24
38	50707	MATT Mario	AUT	-	-	35	14	-	21
39	51005	SCHEIBER Mario	AUT	-	-	33	13	-	20
40	480736	HOROSHILOV Alexandr	RUS	-	-	32	13	-	19
41	534567	LANNING T J	USA	-	-	26	10	-	16
42	50041	WALCHHOFER Michael	AUT	15	-	-	-	15	15
43	510997	BERTHOD Marc	SUI	-	-	24	10	-	14
43	292056	GUFLER Michael	ITA	-	-	24	10	-	14
43	530939	WEIBRECHT Andrew	USA	-	3	18	7	3	14
46	102239	COUSINEAU Julien	CAN	13	-	-	-	13	13
47	700724	BABUSIAK Jaroslav	SVK	12	-	-	-	12	12
47	511139	KUENG Patrick	SUI	-	12	-	-	12	12
49	50900	KOLL Alexander	AUT	-	-	18	7	-	11
49	192504	MERMILLOD BLONDIN T.	FRA	-	11	-	-	11	11
51	191740	CLAREY Johan	FRA	-	-	16	6	-	10
51	90131	GEORGIEV Georgi	BUL	10	-	-	-	10	10
53	293550	MARSAGLIA Matteo	ITA	-	-	15	6	-	9
53	20174	VIDOSA Roger	AND	9	-	-	-	9	9
55	501017	MYHRER Andre	SWE	-	8	-	-	8	8
55	150495	VRABLIK Martin	CZE	8	-	-	-	8	8
57	201702	NEUREUTHER Felix	GER	7	-	-	-	7	7
58	102814	BOURQUE Francois	CAN	-	-	10	4	-	6
58	561067	PERKO Rok	SLO	-	-	10	4	-	6
58	292291	THANEI Stefan	ITA	6	-	-	-	6	6
61	292150	HAPPACHER Alex	ITA	-	-	9	4	-	5
61	510498	ZUEGER Cornel	SUI	-	-	8	3	-	5
63	192932	FAYED Guillermo	FRA	-	-	7	3	-	4
63	293079	PITTSCHIELER Kurt	ITA	-	-	7	3	-	4
65	40255	BRAUER Jono	AUS	-	-	4	2	-	2
65	294277	KLOTZ Siegmur	ITA	-	2	-	-	2	2
65	292491	MOELGG Manfred	ITA	-	-	3	1	-	2
68	50858	STREITBERGER Georg	AUT	-	-	1	-	-	1
68	150594	TREJBAL Filip	CZE	-	-	1	-	-	1





AUDI FIS SKI WORLD CUP 2008/09



AFTER 2nd MEN'S SUPER COMBINED SUPER COMBINED FIS WCSL LIST

Number of Competitors per Nation until 60th position

AND : 1	AUT : 8	BUL : 1	CAN : 4	CRO : 2	CZE : 3
FRA : 7	GER : 1	ITA : 8	NOR : 2	RUS : 1	SLO : 4
SUI : 8	SVK : 1	SWE : 5	USA : 4		

LEGEND

Base Last season WCSL points
X (Base / number of planned races in the current season) * number of completed races in the current season
Y WC points won in the current season
WCSL-SC World Cup Start List points for Super Combined

16-01-2009 / Wengen (SUI) / 1321

Page 3/3

www.fis-ski.com

Generation Date: FRI 16 JAN 2009

Time: 15:01

Document: 60A 1.0





AUDI FIS SKI WORLD CUP 2008/09



AFTER 2nd MEN'S SUPER COMBINED OVERALL FIS WCSL LIST

Number of Competitors: 169

Rank	FIS Code	Name	Nation	WCSL	DH	SL	GS	SG	SC
1	50625	RAICH Benjamin	AUT	1309	20 (46)	352 (6)	481 (1)	210 (8)	246 (1)
2	532431	MILLER Bode	USA	1125	492 (1)	138 (23)	96 (23)	153 (13)	246 (1)
3	510030	CUCHE Didier	SUI	1105	433 (3)	–	364 (3)	280 (3)	28 (35)
4	421328	SVINDAL Aksel Lund	NOR	1086	289 (6)	58 (37)	314 (6)	269 (4)	156 (8)
5	192665	GRANGE Jean-Baptiste	FRA	1021	–	635 (1)	145 (14)	–	241 (3)
6	380260	KOSTELIC Ivica	CRO	985	22 (44)	515 (2)	165 (11)	79 (26)	204 (4)
7	510993	ALBRECHT Daniel	SUI	842	95 (25)	110 (25)	347 (4)	103 (21)	187 (5)
8	534562	LIGETY Ted	USA	798	–	221 (9)	457 (2)	41 (34)	79 (16)
9	292491	MOELGG Manfred	ITA	733	–	478 (3)	245 (7)	8 (47)	2 (65)
10	510727	DEFAGO Didier	SUI	719	233 (12)	–	113 (18)	320 (1)	53 (21)
11	50041	WALCHHOFER Michael	AUT	660	469 (2)	–	–	176 (10)	15 (42)
12	292455	FILL Peter	ITA	565	251 (7)	–	63 (32)	78 (27)	173 (7)
13	102263	GUAY Erik	CAN	533	292 (5)	–	12 (54)	229 (6)	–
14	511313	JANKA Carlo	SUI	522	125 (21)	–	209 (8)	37 (36)	151 (9)
15	50423	MAIER Hermann	AUT	497	155 (16)	–	23 (43)	319 (2)	–
16	50707	MATT Mario	AUT	463	–	380 (5)	62 (33)	–	21 (38)
17	102873	KUCERA John	CAN	456	109 (22)	–	77 (29)	217 (7)	53 (21)
18	292514	HEEL Werner	ITA	451	242 (10)	–	–	185 (9)	24 (37)
19	50742	REICHELTH Hannes	AUT	445	5 (63)	–	198 (9)	242 (5)	–
20	191459	LIZEROUX Julien	FRA	444	–	331 (7)	–	–	113 (12)
21	293006	INNERHOFER Christof	ITA	430	200 (14)	5 (71)	3 (59)	133 (17)	89 (14)
22	50605	HERBST Rinfried	AUT	422	–	422 (4)	–	–	–
23	50451	GRUBER Christoph	AUT	420	136 (18)	–	121 (16)	163 (11)	–
24	50753	KROELL Klaus	AUT	396	354 (4)	–	–	42 (32)	–
25	350032	BUECHEL Marco	LIE	395	237 (11)	–	1 (65)	157 (12)	–
26	533131	SULLIVAN Marco	USA	373	249 (8)	–	–	124 (18)	–
27	560332	JERMAN Andrej	SLO	366	207 (13)	–	–	92 (22)	67 (18)
28	510890	ZURBRIGGEN Silvan	SUI	348	14 (49)	140 (21)	–	10 (46)	184 (6)
29	292000	BLARDONE Massimiliano	ITA	346	–	–	346 (5)	–	–
30	500656	LARSSON Markus	SWE	344	–	146 (19)	98 (22)	–	100 (13)
31	510767	HOFFMANN Ambrosi	SUI	341	191 (15)	–	–	150 (14)	–
32	53831	HIRSCHER Marcel	AUT	328	–	182 (15)	86 (28)	–	60 (19)
33	201702	NEUREUTHER Felix	GER	324	–	317 (8)	–	–	7 (57)
34	50547	SCHOENFELDER Rainer	AUT	319	40 (37)	109 (26)	44 (35)	2 (57)	124 (11)
35	510997	BERTHOD Marc	SUI	294	4 (65)	83 (30)	176 (10)	17 (42)	14 (43)
36	102899	OSBORNE-PARADIS Manuel	CAN	291	249 (8)	–	–	42 (32)	–
37	51005	SCHEIBER Mario	AUT	281	89 (27)	–	35 (41)	137 (15)	20 (39)

16-01-2009 / Wengen (SUI) / 1322

Page 1/5

www.fis-ski.com

Generation Date: FRI 16 JAN 2009

Time: 15:01

Document: 60B 1.0





AUDI FIS SKI WORLD CUP 2008/09



AFTER 2nd MEN'S SUPER COMBINED OVERALL FIS WCSL LIST

Number of Competitors: 169

Rank	FIS Code	Name	Nation	WCSL	DH	SL	GS	SG	SC
38	51215	BAUMANN Romed	AUT	272	65 (33)	17 (54)	101 (20)	–	89 (14)
39	50858	STREITBERGER Georg	AUT	269	133 (19)	–	–	135 (16)	1 (68)
40	501101	BYGGMARK Jens	SWE	237	–	199 (13)	8 (57)	–	30 (34)
41	501017	MYHRER Andre	SWE	236	–	212 (12)	16 (50)	–	8 (55)
42	560406	GORZA Ales	SLO	230	–	–	64 (31)	119 (20)	47 (23)
43	50624	PRANGER Manfred	AUT	221	–	221 (9)	–	–	–
44	290478	ROCCA Giorgio	ITA	215	–	215 (11)	–	–	–
45	290998	STAUDACHER Patrick	ITA	201	32 (41)	–	–	122 (19)	47 (23)
46	180251	PALANDER Kalle	FIN	188	–	81 (31)	107 (19)	–	–
47	291145	DEVILLE Cristian	ITA	185	–	185 (14)	–	–	–
48	50600	GOERGL Stephan	AUT	182	–	–	96 (23)	86 (23)	–
49	533866	NYMAN Steven	USA	180	155 (16)	–	–	25 (37)	–
50	560425	VAJDIC Bernard	SLO	179	–	156 (18)	23 (43)	–	–
51	421483	JANSRUD Kjetil	NOR	173	–	7 (66)	154 (13)	12 (44)	–
52	290732	THALER Patrick	ITA	172	–	172 (16)	–	–	–
53	191423	RICHARD Cyprien	FRA	165	–	–	165 (11)	–	–
54	501111	HARGIN Mattias	SWE	162	–	162 (17)	–	–	–
55	102271	HUDEC Jan	CAN	155	104 (24)	–	–	51 (31)	–
56	192746	THEAUX Adrien	FRA	152	88 (28)	–	–	24 (38)	40 (28)
57	560371	DRAGSIC Mitja	SLO	144	–	144 (20)	–	–	–
58	501076	OLSSON Hans	SWE	143	109 (22)	–	–	–	34 (32)
58	292120	SIMONCELLI Davide	ITA	143	–	–	143 (15)	–	–
58	511352	VILETTA Sandro	SUI	143	–	35 (41)	54 (34)	–	54 (20)
61	421400	MYHRE Lars Elton	NOR	141	21 (45)	40 (40)	–	3 (54)	77 (17)
62	500499	BROLENIUS Johan	SWE	139	–	139 (22)	–	–	–
63	380292	ZRNCIC-DIM Natko	CRO	137	11 (52)	–	–	–	126 (10)
64	192506	MISSILLIER Steve	FRA	135	–	97 (27)	38 (40)	–	–
65	510747	GRUENENFELDER Tobias	SUI	130	52 (35)	–	–	78 (27)	–
66	50695	BUDER Andreas	AUT	127	127 (20)	–	–	–	–
67	511127	GINI Marc	SUI	125	–	121 (24)	4 (58)	–	–
68	102961	DIXON Robbie	CAN	120	37 (40)	–	–	83 (25)	–
69	191750	FANARA Thomas	FRA	119	–	–	119 (17)	–	–
69	534567	LANNING T J	USA	119	80 (32)	–	–	23 (39)	16 (41)
71	102814	BOURQUE Francois	CAN	118	7 (60)	–	34 (42)	71 (29)	6 (58)
72	500150	JAERBYN Patrik	SWE	114	29 (42)	–	–	85 (24)	–
73	190677	CHENAL Joel	FRA	113	–	14 (58)	99 (21)	–	–
74	532490	MACARTNEY Scott	USA	103	83 (31)	–	–	20 (40)	–

16-01-2009 / Wengen (SUI) / 1322

Page 2/5

www.fis-ski.com

Generation Date: FRI 16 JAN 2009

Time: 15:01

Document: 60B 1.0





AUDI FIS SKI WORLD CUP 2008/09



AFTER 2nd MEN'S SUPER COMBINED OVERALL FIS WCSL LIST

Number of Competitors: 169

Rank	FIS Code	Name	Nation	WCSL	DH	SL	GS	SG	SC
75	100115	GRANDI Thomas	CAN	99	–	79 (33)	20 (46)	–	–
76	534040	COCHRAN Jimmy	USA	97	–	79 (33)	18 (48)	–	–
77	291641	SULZENBACHER Kurt	ITA	95	95 (25)	–	–	–	–
78	191740	CLAREY Johan	FRA	94	84 (30)	–	–	–	10 (51)
78	191964	POISSON David	FRA	94	88 (28)	–	–	6 (49)	–
78	180534	SANDELL Marcus	FIN	94	–	–	94 (25)	–	–
78	51007	SCHOERGHOFFER Philipp	AUT	94	–	–	94 (25)	–	–
78	560355	VALENCIC Mitja	SLO	94	–	94 (28)	–	–	–
83	191746	DE TESSIERES Gauthier	FRA	93	–	–	93 (27)	–	–
83	50833	GRUGGER Hans	AUT	93	40 (37)	–	–	53 (30)	–
85	293098	RAZZOLI Giuliano	ITA	84	–	84 (29)	–	–	–
86	301312	SASAKI Akira	JPN	80	–	80 (32)	–	–	–
87	500139	NYBERG Fredrik	SWE	69	–	–	69 (30)	–	–
88	50931	BECHTER Patrick	AUT	67	–	67 (35)	–	–	–
88	50981	HOERL Wolfgang	AUT	67	–	67 (35)	–	–	–
90	191591	BERTRAND Yannick	FRA	60	60 (34)	–	–	–	–
91	150644	KRYZL Krystof	CZE	59	–	4 (72)	9 (56)	–	46 (25)
91	191462	PAQUIN Pierre	FRA	59	–	14 (58)	–	–	45 (26)
93	191116	DALCIN Pierre–Emmanuel	FRA	56	50 (36)	–	–	6 (49)	–
94	150398	BANK Ondrej	CZE	54	–	18 (52)	–	–	36 (30)
95	102435	JANYK Michael	CAN	52	–	52 (38)	–	–	–
96	534939	FISHER Erik	USA	50	39 (39)	–	–	11 (45)	–
96	420148	KARLSEN Truls Ove	NOR	50	–	11 (62)	39 (39)	–	–
98	190915	BOURGEAT Pierrick	FRA	45	–	6 (68)	–	–	39 (29)
98	192504	MERMILLOD BLONDIN T.	FRA	45	–	13 (60)	21 (45)	–	11 (49)
98	501026	RAINER Niklas	SWE	45	–	–	2 (62)	–	43 (27)
101	291399	GIRARDI Walter	ITA	44	4 (65)	–	–	40 (35)	–
102	101895	ROY Jean–Philippe	CAN	43	–	–	43 (36)	–	–
103	290693	PLONER Alexander	ITA	41	–	–	41 (37)	–	–
103	292250	SCHIEPPATI Alberto	ITA	41	–	–	41 (37)	–	–
103	560447	SPORN Andrej	SLO	41	7 (60)	–	–	6 (49)	28 (35)
103	301709	YUASA Naoki	JPN	41	–	41 (39)	–	–	–
107	102727	STUTZ Paul	CAN	39	–	6 (68)	–	–	33 (33)
108	292967	EISATH Florian	ITA	38	–	–	3 (59)	–	35 (31)
109	50900	KOLL Alexander	AUT	35	–	24 (47)	–	–	11 (49)
110	534959	JITLOFF Tim	USA	34	–	16 (56)	18 (48)	–	–
110	501116	LAHDENPERAE Anton	SWE	34	–	34 (42)	–	–	–





AUDI FIS SKI WORLD CUP 2008/09



AFTER 2nd MEN'S SUPER COMBINED OVERALL FIS WCSL LIST

Number of Competitors: 169

Rank	FIS Code	Name	Nation	WCSL	DH	SL	GS	SG	SC
110	150594	TREJBAL Filip	CZE	34	-	33 (43)	-	-	1 (68)
113	180292	LEINO Jukka	FIN	33	-	18 (52)	15 (51)	-	-
113	300804	MINAGAWA Kentaro	JPN	33	-	33 (43)	-	-	-
113	530939	WEIBRECHT Andrew	USA	33	19 (48)	-	-	-	14 (43)
116	192932	FAYED Guillermo	FRA	29	25 (43)	-	-	-	4 (63)
117	191640	ANSELMET Alexandre	FRA	28	-	28 (45)	-	-	-
117	201422	KOGLER Stefan	GER	28	-	28 (45)	-	-	-
119	510498	ZUEGER Cornel	SUI	25	20 (46)	-	-	-	5 (61)
120	102456	BIGGS Patrick	CAN	23	-	23 (48)	-	-	-
120	533739	MARSHALL Cody	USA	23	-	23 (48)	-	-	-
122	201542	STRODL Peter	GER	22	9 (56)	-	-	13 (43)	-
123	102239	COUSINEAU Julien	CAN	21	-	8 (65)	-	-	13 (46)
124	500909	ANDERSSON Oscar	SWE	20	-	20 (50)	-	-	-
124	190236	COVILI Frederic	FRA	20	-	-	20 (46)	-	-
124	500124	HANSSON Martin	SWE	20	-	20 (50)	-	-	-
127	480736	HOROSHILOV Alexandr	RUS	19	-	-	-	-	19 (40)
128	510307	BRAND Olivier	SUI	18	-	-	-	18 (41)	-
128	201606	KEPPLER Stephan	GER	18	10 (53)	-	-	8 (47)	-
130	50997	OMMINGER Andreas	AUT	17	-	17 (54)	-	-	-
131	292056	GUFLER Michael	ITA	16	-	-	2 (62)	-	14 (43)
131	561067	PERKO Rok	SLO	16	10 (53)	-	-	-	6 (58)
133	92591	ALBRECHT Kilian	BUL	15	-	15 (57)	-	-	-
133	192653	FREY Thomas	FRA	15	-	-	15 (51)	-	-
133	292291	THANEI Stefan	ITA	15	9 (56)	-	-	-	6 (58)
136	510165	HOFER Beni	SUI	14	12 (51)	-	-	2 (57)	-
137	530703	SCHLOPY Erik	USA	13	-	-	13 (53)	-	-
137	201439	STEHLE Johannes	GER	13	13 (50)	-	-	-	-
137	293141	VARETTONI Silvano	ITA	13	8 (59)	-	-	5 (52)	-
140	700724	BABUSIAK Jaroslav	SVK	12	-	-	-	-	12 (47)
140	511139	KUENG Patrick	SUI	12	-	-	-	-	12 (47)
140	201896	STEHLE Dominik	GER	12	-	12 (61)	-	-	-
143	191425	TISSOT Stephane	FRA	11	-	11 (62)	-	-	-
143	533397	ZAMANSKY Jake	USA	11	-	-	11 (55)	-	-
145	90131	GEORGIEV Georgi	BUL	10	-	-	-	-	10 (51)
145	510207	HARI Konrad	SUI	10	10 (53)	-	-	-	-
147	293550	MARSAGLIA Matteo	ITA	9	-	-	-	-	9 (53)
147	380290	SAMSAL Dalibor	CRO	9	-	9 (64)	-	-	-

16-01-2009 / Wengen (SUI) / 1322

Page 4/5

www.fis-ski.com

Generation Date: FRI 16 JAN 2009

Time: 15:01

Document: 60B 1.0





AUDI FIS SKI WORLD CUP 2008/09



AFTER 2nd MEN'S SUPER COMBINED OVERALL FIS WCSL LIST

Number of Competitors: 169

Rank	FIS Code	Name	Nation	WCSL	DH	SL	GS	SG	SC
147	201987	STRODL Andreas	GER	9	9 (56)	-	-	-	-
147	20174	VIDOSA Roger	AND	9	-	-	-	-	9 (53)
151	150495	VRABLIK Martin	CZE	8	-	-	-	-	8 (55)
152	910000	IMBODEN Urs	MDA	7	-	7 (66)	-	-	-
153	250127	BJOERGVINSSON Bjoergvin	ISL	6	-	6 (68)	-	-	-
153	50831	GRAGGABER Thomas	AUT	6	6 (62)	-	-	-	-
153	292150	HAPPACHER Alex	ITA	6	-	-	-	1 (59)	5 (61)
156	191415	BOTTOLLIER-LASQUIN Marc	FRA	5	5 (63)	-	-	-	-
157	50761	ALSTER Christoph	AUT	4	-	-	-	4 (53)	-
157	40171	BRANCH Craig	AUS	4	4 (65)	-	-	-	-
157	293079	PITTSCHIELER Kurt	ITA	4	-	-	-	-	4 (63)
160	561006	GLEBOV Alek	SLO	3	-	-	-	3 (54)	-
160	291768	ROBERTO Alessandro	ITA	3	-	-	3 (59)	-	-
160	50919	STRUGER Peter	AUT	3	-	-	-	3 (54)	-
163	40255	BRAUER Jono	AUS	2	-	-	-	-	2 (65)
163	291389	FISCHNALLER Roland	ITA	2	2 (68)	-	-	-	-
163	294277	KLOTZ Siegmur	ITA	2	-	-	-	-	2 (65)
163	220228	MICKEL Finlay	GBR	2	2 (68)	-	-	-	-
163	191778	PICHOT Sebastien	FRA	2	-	-	2 (62)	-	-
168	191227	BURTIN Raphael	FRA	1	-	-	1 (65)	-	-
168	150421	ZAHROBSKY Petr	CZE	1	-	-	-	1 (59)	-

LEGEND

SC Super Combined points SG Super-G points DH Downhill points WCSL Overall points SL Slalom points
GS Giant Slalom points

16-01-2009 / Wengen (SUI) / 1322

Page 5/5

www.fis-ski.com

Generation Date: FRI 16 JAN 2009

Time: 15:01

Document: 60B 1.0





AUDI FIS SKI WORLD CUP 2008/09



2nd MEN'S SUPER COMBINED SUPER COMBINED FIS WORLD CUP STANDINGS

Rank	FIS Code	Name	Nation	12 DEC 2008 Val d'Isère (FRA)		WC-SC	Diff.
				1	2		
Number of Competitors: 41				16 JAN 2009 Wengen (SUI)			
1	50625	RAICH Benjamin	AUT	100	36	136	
2	511313	JANKA Carlo	SUI	32	100	132	- 4
3	292455	FILL Peter	ITA	36	80	116	- 20
4	192665	GRANGE Jean-Baptiste	FRA	80	29	109	- 27
5	510890	ZURBRIGGEN Silvan	SUI	45	60	105	- 31
6	53831	HIRSCHER Marcel	AUT	60	-	60	- 76
7	191459	LIZEROUX Julien	FRA	14	45	59	- 77
8	511352	VILETTA Sandro	SUI	40	14	54	- 82
9	380292	ZRNCIC-DIM Natko	CRO	26	26	52	- 84
10	380260	KOSTELIC Ivica	CRO	-	50	50	- 86
10	500656	LARSSON Markus	SWE	50	-	50	- 86
12	421400	MYHRE Lars Elton	NOR	18	24	42	- 94
13	510993	ALBRECHT Daniel	SUI	-	40	40	- 96
13	293006	INNERHOFER Christof	ITA	20	20	40	- 96
15	150644	KRYZL Krystof	CZE	29	9	38	- 98
16	51215	BAUMANN Romed	AUT	22	15	37	- 99
17	102873	KUCERA John	CAN	24	10	34	- 102
18	421328	SVINDAL Aksel Lund	NOR	-	32	32	- 104
19	510727	DEFAGO Didier	SUI	-	22	22	- 114
20	501026	RAINER Niklas	SWE	-	18	18	- 118
21	290998	STAUDACHER Patrick	ITA	16	-	16	- 120
21	192746	THEAUX Adrien	FRA	-	16	16	- 120
23	50041	WALCHHOFER Michael	AUT	15	-	15	- 121
24	102239	COUSINEAU Julien	CAN	13	-	13	- 123
24	292514	HEEL Werner	ITA	-	13	13	- 123
26	700724	BABUSIAK Jaroslav	SVK	12	-	12	- 124
26	511139	KUENG Patrick	SUI	-	12	12	- 124
26	560447	SPORN Andrej	SLO	11	1	12	- 124
29	192504	MERMILLOD BLONDIN T.	FRA	-	11	11	- 125
30	90131	GEORGIEV Georgi	BUL	10	-	10	- 126
31	20174	VIDOSA Roger	AND	9	-	9	- 127
32	501101	BYGGMARK Jens	SWE	-	8	8	- 128
32	501017	MYHRER Andre	SWE	-	8	8	- 128
32	150495	VRABLIK Martin	CZE	8	-	8	- 128
35	201702	NEUREUTHER Felix	GER	7	-	7	- 129





AUDI FIS SKI WORLD CUP 2008/09



2nd MEN'S SUPER COMBINED SUPER COMBINED FIS WORLD CUP STANDINGS

Number of Competitors: 41

12 DEC 2008 Val d'Isère (FRA)
16 JAN 2009 Wengen (SUI)

Rank	FIS Code	Name	Nation	1	2	WC-SC	Diff.
36	501076	OLSSON Hans	SWE	-	6	6	- 130
36	292291	THANEI Stefan	ITA	6	-	6	- 130
38	191462	PAQUIN Pierre	FRA	-	5	5	- 131
39	190915	BOURGEAT Pierrick	FRA	-	4	4	- 132
40	530939	WEIBRECHT Andrew	USA	-	3	3	- 133
41	294277	KLOTZ Siegmur	ITA	-	2	2	- 134

LEGEND

WC-SC World Cup points for Super Combined Diff. Points Difference

16-01-2009 / Wengen (SUI) / 1321

Page 2/2

www.fis-ski.com

Generation Date: FRI 16 JAN 2009

Time: 15:01

Document: 25A 1.0





AUDI FIS SKI WORLD CUP 2008/09



2nd MEN'S SUPER COMBINED OVERALL FIS WORLD CUP STANDINGS

Number of Competitors: 129

Rank	FIS Code	Name	Nation	Points	DH 4 races	SL 4 races	GS 5 races	SG 3 races	SC 2 races
1	50625	RAICH Benjamin	AUT	593	–	124 (5)	286 (1)	47 (15)	136 (1)
2	192665	GRANGE Jean-Baptiste	FRA	536	–	309 (1)	118 (10)	–	109 (4)
3	421328	SVINDAL Aksel Lund	NOR	502	150 (4)	–	188 (6)	132 (3)	32 (18)
4	380260	KOSTELIC Ivica	CRO	479	–	245 (2)	152 (8)	32 (23)	50 (10)
5	511313	JANKA Carlo	SUI	466	117 (8)	–	183 (7)	34 (22)	132 (2)
6	510993	ALBRECHT Daniel	SUI	407	85 (13)	11 (41)	221 (5)	50 (14)	40 (13)
7	510030	CUCHE Didier	SUI	403	83 (14)	–	234 (3)	86 (9)	–
8	510727	DEFAGO Didier	SUI	355	98 (10)	–	65 (21)	170 (2)	22 (19)
9	50041	WALCHHOFER Michael	AUT	350	225 (1)	–	–	110 (6)	15 (23)
10	292455	FILL Peter	ITA	349	148 (5)	–	45 (26)	40 (18)	116 (3)
11	534562	LIGETY Ted	USA	324	–	47 (22)	241 (2)	36 (20)	–
12	532431	MILLER Bode	USA	305	145 (6)	95 (10)	33 (31)	32 (23)	–
13	102263	GUAY Erik	CAN	263	171 (3)	–	–	92 (8)	–
13	50423	MAIER Hermann	AUT	263	54 (21)	–	–	209 (1)	–
15	293006	INNERHOFER Christof	ITA	260	140 (7)	5 (50)	3 (46)	72 (10)	40 (13)
16	50753	KROELL Klaus	AUT	257	215 (2)	–	–	42 (17)	–
17	292000	BLARDONE Massimiliano	ITA	224	–	–	224 (4)	–	–
18	53831	HIRSCHER Marcel	AUT	222	–	76 (14)	86 (15)	–	60 (6)
19	292491	MOELGG Manfred	ITA	218	–	140 (3)	78 (18)	–	–
20	292514	HEEL Werner	ITA	215	78 (16)	–	–	124 (5)	13 (24)
21	500656	LARSSON Markus	SWE	191	–	70 (16)	71 (20)	–	50 (10)
22	533131	SULLIVAN Marco	USA	181	82 (15)	–	–	99 (7)	–
23	102873	KUCERA John	CAN	171	11 (35)	–	–	126 (4)	34 (17)
24	421483	JANSRUD Kjetil	NOR	160	–	–	148 (9)	12 (38)	–
25	510890	ZURBRIGGEN Silvan	SUI	158	–	50 (21)	–	3 (44)	105 (5)
26	510767	HOFFMANN Ambrosi	SUI	157	88 (12)	–	–	69 (11)	–
27	51215	BAUMANN Romed	AUT	142	25 (30)	–	80 (17)	–	37 (16)
27	191459	LIZEROUX Julien	FRA	142	–	83 (12)	–	–	59 (7)
29	50605	HERBST Reinfried	AUT	136	–	136 (4)	–	–	–
29	50742	REICHELTHANN Hannes	AUT	136	–	–	89 (13)	47 (15)	–
31	350032	BUECHEL Marco	LIE	132	106 (9)	–	–	26 (27)	–
32	50451	GRUBER Christoph	AUT	127	47 (23)	–	60 (24)	20 (31)	–
33	501017	MYHRER Andre	SWE	125	–	117 (7)	–	–	8 (32)
34	50624	PRANGER Manfred	AUT	119	–	119 (6)	–	–	–
35	102899	OSBORNE-PARADIS Manuel	CAN	113	89 (11)	–	–	24 (28)	–
36	501111	HARGIN Mattias	SWE	111	–	111 (8)	–	–	–
36	50707	MATT Mario	AUT	111	–	108 (9)	3 (46)	–	–

16-01-2009 / Wengen (SUI) / 1322

Page 1/4

www.fis-ski.com

Generation Date: FRI 16 JAN 2009

Time: 15:01

Document: 25B 1.0





AUDI FIS SKI WORLD CUP 2008/09



2nd MEN'S SUPER COMBINED OVERALL FIS WORLD CUP STANDINGS

Number of Competitors: 129

Rank	FIS Code	Name	Nation	Points	DH 4 races	SL 4 races	GS 5 races	SG 3 races	SC 2 races
38	511352	VILETTA Sandro	SUI	109	–	5 (50)	50 (25)	–	54 (8)
39	50858	STREITBERGER Georg	AUT	101	65 (19)	–	–	36 (20)	–
40	191423	RICHARD Cyprien	FRA	96	–	–	96 (11)	–	–
41	534567	LANNING T J	USA	95	75 (18)	–	–	20 (31)	–
42	191750	FANARA Thomas	FRA	91	–	–	91 (12)	–	–
43	290478	ROCCA Giorgio	ITA	90	–	90 (11)	–	–	–
44	51007	SCHOERGHOFFER Philipp	AUT	88	–	–	88 (14)	–	–
45	501076	OLSSON Hans	SWE	84	78 (16)	–	–	–	6 (36)
46	510997	BERTHOD Marc	SUI	82	4 (46)	–	65 (21)	13 (35)	–
46	191746	DE TESSIERES Gauthier	FRA	82	–	–	82 (16)	–	–
46	290732	THALER Patrick	ITA	82	–	82 (13)	–	–	–
49	50600	GOERGL Stephan	AUT	81	–	–	41 (27)	40 (18)	–
50	500150	JAERBYN Patrik	SWE	80	13 (33)	–	–	67 (12)	–
50	421400	MYHRE Lars Elton	NOR	80	2 (49)	36 (25)	–	–	42 (12)
52	201702	NEUREUTHER Felix	GER	78	–	71 (15)	–	–	7 (35)
52	192746	THEAUX Adrien	FRA	78	42 (25)	–	–	20 (31)	16 (21)
54	192506	MISSILLIER Steve	FRA	75	–	39 (24)	36 (28)	–	–
55	292120	SIMONCELLI Davide	ITA	74	–	–	74 (19)	–	–
56	533866	NYMAN Steven	USA	71	65 (19)	–	–	6 (42)	–
57	510747	GRUENENFELDER Tobias	SUI	69	18 (32)	–	–	51 (13)	–
57	560332	JERMAN Andrej	SLO	69	48 (22)	–	–	21 (29)	–
59	50931	BECHTER Patrick	AUT	67	–	67 (17)	–	–	–
59	560355	VALENCIC Mitja	SLO	67	–	67 (17)	–	–	–
61	500499	BROLENIUS Johan	SWE	66	–	66 (19)	–	–	–
62	560406	GORZA Ales	SLO	64	–	–	35 (30)	29 (26)	–
63	190677	CHENAL Joel	FRA	63	–	–	63 (23)	–	–
64	293098	RAZZOLI Giuliano	ITA	60	–	60 (20)	–	–	–
65	102961	DIXON Robbie	CAN	55	34 (29)	–	–	21 (29)	–
65	290998	STAUDACHER Patrick	ITA	55	7 (40)	–	–	32 (23)	16 (21)
65	380292	ZRNCIC-DIM Natko	CRO	55	3 (47)	–	–	–	52 (9)
68	534939	FISHER Erik	USA	50	39 (26)	–	–	11 (39)	–
69	150644	KRYZL Krystof	CZE	47	–	–	9 (42)	–	38 (15)
69	51005	SCHEIBER Mario	AUT	47	12 (34)	–	15 (38)	20 (31)	–
71	191740	CLAREY Johan	FRA	46	46 (24)	–	–	–	–
72	501101	BYGGMARK Jens	SWE	44	–	36 (25)	–	–	8 (32)
73	532490	MACARTNEY Scott	USA	43	36 (28)	–	–	7 (41)	–
74	560371	DRAGSIC Mitja	SLO	42	–	42 (23)	–	–	–

16-01-2009 / Wengen (SUI) / 1322

Page 2/4

www.fis-ski.com

Generation Date: FRI 16 JAN 2009

Time: 15:01

Document: 25B 1.0





AUDI FIS SKI WORLD CUP 2008/09



2nd MEN'S SUPER COMBINED OVERALL FIS WORLD CUP STANDINGS

Number of Competitors: 129

Rank	FIS Code	Name	Nation	Points	DH 4 races	SL 4 races	GS 5 races	SG 3 races	SC 2 races
74	560425	VAJDIC Bernard	SLO	42	–	22 (31)	20 (34)	–	–
76	191964	POISSON David	FRA	37	37 (27)	–	–	–	–
77	180534	SANDELL Marcus	FIN	36	–	–	36 (28)	–	–
78	291145	DEVILLE Cristian	ITA	35	–	35 (27)	–	–	–
79	534959	JITLOFF Tim	USA	34	–	16 (34)	18 (36)	–	–
79	192504	MERMILLOD BLONDIN T.	FRA	34	–	13 (36)	10 (40)	–	11 (29)
81	290693	PLONER Alexander	ITA	32	–	–	32 (32)	–	–
82	102435	JANYK Michael	CAN	29	–	29 (28)	–	–	–
83	201422	KOGLER Stefan	GER	28	–	28 (29)	–	–	–
84	50981	HOERL Wolfgang	AUT	24	–	24 (30)	–	–	–
85	180292	LEINO Jukka	FIN	23	–	13 (36)	10 (40)	–	–
85	101895	ROY Jean-Philippe	CAN	23	–	–	23 (33)	–	–
87	191640	ANSELMET Alexandre	FRA	22	–	22 (31)	–	–	–
87	191116	DALCIN Pierre-Emmanuel	FRA	22	22 (31)	–	–	–	–
87	560447	SPORN Andrej	SLO	22	6 (41)	–	–	4 (43)	12 (26)
87	201542	STRODL Peter	GER	22	9 (37)	–	–	13 (35)	–
91	102239	COUSINEAU Julien	CAN	21	–	8 (44)	–	–	13 (24)
92	420148	KARLSEN Truls Ove	NOR	19	–	–	19 (35)	–	–
93	501026	RAINER Niklas	SWE	18	–	–	–	–	18 (20)
93	292250	SCHIEPPATI Alberto	ITA	18	–	–	18 (36)	–	–
95	102456	BIGGS Patrick	CAN	17	–	17 (33)	–	–	–
96	511127	GINI Marc	SUI	16	–	12 (38)	4 (45)	–	–
97	292291	THANEI Stefan	ITA	15	9 (37)	–	–	–	6 (36)
98	50547	SCHOENFELDER Rainer	AUT	14	–	8 (44)	6 (44)	–	–
98	150594	TREJBAL Filip	CZE	14	–	14 (35)	–	–	–
100	510307	BRAND Olivier	SUI	13	–	–	–	13 (35)	–
101	700724	BABUSIAK Jaroslav	SVK	12	–	–	–	–	12 (26)
101	511139	KUENG Patrick	SUI	12	–	–	–	–	12 (26)
101	201896	STEHLE Dominik	GER	12	–	12 (38)	–	–	–
101	301709	YUASA Naoki	JPN	12	–	12 (38)	–	–	–
105	192932	FAYED Guillermo	FRA	11	11 (35)	–	–	–	–
105	533397	ZAMANSKY Jake	USA	11	–	–	11 (39)	–	–
107	90131	GEORGIEV Georgi	BUL	10	–	–	–	–	10 (30)
107	533739	MARSHALL Cody	USA	10	–	10 (42)	–	–	–
109	191591	BERTRAND Yannick	FRA	9	9 (37)	–	–	–	–
109	380290	SAMSAL Dalibor	CRO	9	–	9 (43)	–	–	–
109	20174	VIDOSA Roger	AND	9	–	–	–	–	9 (31)

16-01-2009 / Wengen (SUI) / 1322

Page 3/4

www.fis-ski.com

Generation Date: FRI 16 JAN 2009

Time: 15:01

Document: 25B 1.0





AUDI FIS SKI WORLD CUP 2008/09



2nd MEN'S SUPER COMBINED OVERALL FIS WORLD CUP STANDINGS

Number of Competitors: 129

Rank	FIS Code	Name	Nation	Points	DH 4 races	SL 4 races	GS 5 races	SG 3 races	SC 2 races
112	192653	FREY Thomas	FRA	8	–	–	8 (43)	–	–
112	291399	GIRARDI Walter	ITA	8	–	–	–	8 (40)	–
112	300804	MINAGAWA Kentaro	JPN	8	–	8 (44)	–	–	–
112	150495	VRABLIK Martin	CZE	8	–	–	–	–	8 (32)
116	910000	IMBODEN Urs	MDA	7	–	7 (47)	–	–	–
117	250127	BJOERGVINSSON Bjoergvin	ISL	6	–	6 (48)	–	–	–
117	50831	GRAGGABER Thomas	AUT	6	6 (41)	–	–	–	–
117	100115	GRANDI Thomas	CAN	6	–	6 (48)	–	–	–
117	201606	KEPPLER Stephan	GER	6	5 (43)	–	–	1 (45)	–
117	530939	WEIBRECHT Andrew	USA	6	3 (47)	–	–	–	3 (40)
122	534040	COCHRAN Jimmy	USA	5	–	5 (50)	–	–	–
122	191462	PAQUIN Pierre	FRA	5	–	–	–	–	5 (38)
122	561067	PERKO Rok	SLO	5	5 (43)	–	–	–	–
122	201987	STRODL Andreas	GER	5	5 (43)	–	–	–	–
126	190915	BOURGEAT Pierrick	FRA	4	–	–	–	–	4 (39)
127	294277	KLOTZ Siegmar	ITA	2	–	–	–	–	2 (41)
128	150421	ZAHROBSKY Petr	CZE	1	–	–	–	1 (45)	–
128	510498	ZUEGER Cornel	SUI	1	1 (50)	–	–	–	–

LEGEND

SC Super Combined points SG Super-G points DH Downhill points Points Overall points SL Slalom points
 GS Giant Slalom points

16-01-2009 / Wengen (SUI) / 1322

Page 4/4

www.fis-ski.com

Generation Date: FRI 16 JAN 2009

Time: 15:01

Document: 25B 1.0





AUDI FIS SKI WORLD CUP 2008/09



2nd MEN'S SUPER COMBINED MEN FIS NATION CUP

Number of Nations: 20

Place	Nation	Points	Diff.	DH	SL	GS	SG	SC
1	AUT Austria	2884		649	662	754	571	248
2	SUI Switzerland	2248	- 636	494	78	822	489	365
3	ITA Italy	1737	- 1147	382	412	474	276	193
4	FRA France	1361	- 1523	167	466	504	20	204
5	USA United States	1135	- 1749	445	173	303	211	3
6	NOR Norway	761	- 2123	152	36	355	144	74
7	SWE Sweden	719	- 2165	91	400	71	67	90
8	CAN Canada	698	- 2186	305	60	23	263	47
9	CRO Croatia	543	- 2341	3	254	152	32	102
10	SLO Slovenia	311	- 2573	59	131	55	54	12
11	GER Germany	151	- 2733	19	111	-	14	7
12	LIE Liechtenstein	132	- 2752	106	-	-	26	-
13	CZE Czech Republic	70	- 2814	-	14	9	1	46
14	FIN Finland	59	- 2825	-	13	46	-	-
15	JPN Japan	20	- 2864	-	20	-	-	-
16	SVK Slovakia	12	- 2872	-	-	-	-	12
17	BUL Bulgaria	10	- 2874	-	-	-	-	10
18	AND Andorra	9	- 2875	-	-	-	-	9
19	MDA Moldova	7	- 2877	-	7	-	-	-
20	ISL Iceland	6	- 2878	-	6	-	-	-





AUDI FIS SKI WORLD CUP 2008/09



2nd MEN'S SUPER COMBINED FIS OVERALL NATION CUP

Number of Nations: 25

Place	Nation	Overall			DH Points			SL Points			GS Points			SG Points			SC Points		
		M+W	M	W	M+W	M	W	M+W	M	W	M+W	M	W	M+W	M	W	M+W	M	W
1	AUT	4926	2884	2042	817	649	168	1262	662	600	1533	754	779	845	571	274	469	248	221
2	SUI	3406	2248	1158	586	494	92	328	78	250	1062	822	240	937	489	448	493	365	128
3	ITA	3004	1737	1267	490	382	108	719	412	307	1111	474	637	450	276	174	234	193	41
4	USA	2035	1135	900	545	445	100	581	173	408	608	303	305	297	211	86	4	3	1
5	SWE	2009	719	1290	91	91	-	1036	400	636	439	71	368	225	67	158	218	90	128
6	FRA	1953	1361	592	208	167	41	608	466	142	802	504	298	100	20	80	235	204	31
7	GER	1408	151	1257	129	19	110	913	111	802	258	-	258	45	14	31	63	7	56
8	CAN	1013	698	315	377	305	72	123	60	63	39	23	16	393	263	130	81	47	34
9	NOR	827	761	66	152	152	-	93	36	57	364	355	9	144	144	-	74	74	-
10	FIN	740	59	681	-	-	-	354	13	341	384	46	338	-	-	-	2	-	2
11	SLO	720	311	409	88	59	29	174	131	43	295	55	240	115	54	61	48	12	36
12	CRO	717	543	174	3	3	-	423	254	169	157	152	5	32	32	-	102	102	-
13	CZE	456	70	386	-	-	-	318	14	304	38	9	29	14	1	13	86	46	40
14	LIE	153	132	21	106	106	-	21	-	21	-	-	-	26	26	-	-	-	-
15	SVK	100	12	88	-	-	-	88	-	88	-	-	-	-	-	-	12	12	-
16	GBR	26	-	26	-	-	-	-	-	-	26	-	26	-	-	-	-	-	-
17	SPA	22	-	22	4	-	4	-	-	-	15	-	15	3	-	3	-	-	-
18	JPN	20	20	-	-	-	-	20	20	-	-	-	-	-	-	-	-	-	-
19	BEL	15	-	15	-	-	-	15	-	15	-	-	-	-	-	-	-	-	-
20	POL	14	-	14	-	-	-	9	-	9	5	-	5	-	-	-	-	-	-
21	BUL	10	10	-	-	-	-	-	-	-	-	-	-	-	-	-	10	10	-
22	AND	9	9	-	-	-	-	-	-	-	-	-	-	-	-	-	9	9	-
23	MDA	7	7	-	-	-	-	7	7	-	-	-	-	-	-	-	-	-	-
24	ISL	6	6	-	-	-	-	6	6	-	-	-	-	-	-	-	-	-	-
25	ROU	1	-	1	-	-	-	-	-	-	-	-	-	1	-	1	-	-	-





AUDI FIS SKI WORLD CUP 2008/09



AFTER 2nd MEN'S SUPER COMBINED MANUFACTURERS STANDINGS MEN

Number of Manufacturers: 10

Place	Manufacturer	Points	Diff.	DH	SL	GS	SG	SC
1	Atomic	2410		630	200	810	390	380
2	Rossignol	1545	- 865	240	470	330	320	185
3	Head	945	- 1465	315	80	210	290	50
4	Fischer	635	- 1775	50	285	210	40	50
5	Nordica	420	- 1990	50	190	50	90	40
6	Salomon	370	- 2040	215	50	105	-	-
7	Dynastar	205	- 2205	-	-	160	-	45
8	Blizzard	100	- 2310	-	100	-	-	-
9	Voelkl	80	- 2330	-	80	-	-	-
10	Elan	45	- 2365	-	45	-	-	-





AUDI FIS SKI WORLD CUP 2008/09



AFTER 2nd MEN'S SUPER COMBINED MANUFACTURERS STANDINGS OVERALL

Number of Manufacturers: 11

Place	Manufacturer	Overall			DH Points			SL Points			GS Points			SG Points			SC Points		
		M+W	M	W	M+W	M	W	M+W	M	W	M+W	M	W	M+W	M	W	M+W	M	W
1	Atomic	3535	2410	1125	675	630	45	520	200	320	1345	810	535	570	390	180	425	380	45
2	Rossignol	2665	1545	1120	340	240	100	970	470	500	805	330	475	365	320	45	185	185	-
3	Head	2355	945	1410	375	315	60	980	80	900	370	210	160	390	290	100	240	50	190
4	Voelkl	1080	80	1000	95	-	95	490	80	410	370	-	370	45	-	45	80	-	80
5	Fischer	950	635	315	50	50	-	365	285	80	445	210	235	40	40	-	50	50	-
6	Salomon	455	370	85	215	215	-	95	50	45	105	105	-	40	-	40	-	-	-
7	Dynastar	445	205	240	80	-	80	-	-	-	160	160	-	160	-	160	45	45	-
8	Nordica	420	420	-	50	50	-	190	190	-	50	50	-	90	90	-	40	40	-
9	Stoekli	360	-	360	-	-	-	-	-	-	100	-	100	200	-	200	60	-	60
10	Blizzard	100	100	-	-	-	-	100	100	-	-	-	-	-	-	-	-	-	-
11	Elan	45	45	-	-	-	-	45	45	-	-	-	-	-	-	-	-	-	-

