

**Wengen**

JUNGFRAUJOCH



SWISSSKI

16.–18. JANUAR 2009



swisscom

SRG SSR idée suisse



helvetia

OCHSNER
SPORT

RE/MAX

infront
SPORTS & MEDIA

AUDI FIS SKI WORLD CUP 2008/09

LONGINES®

Wengen (SUI)



5th MEN'S DOWNHILL

SAT 17 JAN 2009

ALPHABETICAL LIST OF COMPETITORS

Number of Competitors: 67, Number of NOCs: 15

Nation	FIS Code	Name	FIS Points (15th of January 2009 – List 7)									
			DH		SL		GS		SG		SC	
AUT (9)	50761	ALSTER Christoph	7.48	(37)	124.52	(4269)	21.61	(239)	8.73	(38)	49.26	(306)
	51215	BAUMANN Romed	16.47	(70)	20.91	(222)	5.52	(20)	30.08	(199)	4.93	(13)
	50451	GRUBER Christoph	5.23	(18)	158.09	(5371)	5.23	(16)	3.52	(11)	50.34	(317)
	50753	KROELL Klaus	2.03	(4)	405.37	(7358)	134.25	(4803)	12.33	(56)	–	–
	50423	MAIER Hermann	4.95	(16)	148.98	(5104)	12.57	(90)	0.02	(2)	–	–
	51327	PUCHNER Joachim	23.10	(103)	26.93	(362)	19.36	(196)	15.90	(84)	18.36	(69)
	50858	STREITBERGER Georg	5.27	(19)	152.14	(5207)	23.77	(293)	4.15	(16)	40.47	(222)
	50919	STRUGER Peter	9.61	(39)	29.82	(454)	77.92	(2431)	14.82	(75)	12.52	(50)
	50041	WALCHHOFFER Michael	0.34	(2)	46.22	(1026)	14.16	(106)	3.23	(10)	44.97	(254)
BEL (1)	60159	VAN BUYNDER Frederik	95.06	(760)	72.66	(2115)	53.73	(1370)	69.10	(885)	97.33	(764)
CAN (6)	102263	GUAY Erik	2.94	(5)	113.74	(3846)	7.86	(45)	2.04	(6)	60.77	(419)
	103090	HELIE Louis-Pierre	21.88	(100)	13.97	(109)	19.72	(202)	13.82	(64)	24.37	(105)
	102271	HUDEC Jan	5.70	(24)	52.49	(1270)	19.05	(187)	6.00	(31)	66.65	(472)
	102873	KUCERA John	5.62	(22)	28.19	(396)	5.87	(29)	2.31	(7)	5.78	(23)
	103375	NELLA Tyler	26.28	(119)	29.76	(451)	18.47	(170)	13.07	(60)	26.79	(122)
	102899	OSBORNE-PARADIS Manuel	3.57	(8)	52.06	(1255)	40.76	(843)	12.44	(58)	–	–
CRO (3)	380260	KOSTELIC Ivica	8.84	(38)	1.30	(2)	4.59	(11)	5.41	(26)	2.56	(4)
	380298	SIROKI Tin	32.24	(149)	37.45	(684)	25.72	(335)	27.31	(176)	28.79	(144)
	380292	ZRNCIC-DIM Natko	17.77	(76)	20.80	(219)	23.22	(278)	20.96	(118)	4.22	(9)
CZE (1)	150421	ZAHROBSKY Petr	14.62	(62)	45.38	(975)	9.84	(64)	12.23	(55)	28.29	(137)
FRA (6)	191591	BERTRAND Yannick	10.62	(43)	180.56	(5895)	43.89	(976)	12.35	(57)	–	–
	191116	DALCIN Pierre-Emmanuel	11.28	(44)	130.21	(4453)	18.43	(169)	9.77	(44)	–	–
	192932	FAYED Guillermo	10.18	(40)	33.42	(556)	35.80	(668)	21.72	(126)	21.02	(82)
	191462	PAQUIN Pierre	23.46	(105)	11.11	(75)	40.66	(841)	36.47	(277)	5.72	(22)
	191964	POISSON David	5.93	(28)	119.28	(4075)	51.59	(1281)	11.02	(47)	53.81	(347)
	192746	THEAUX Adrien	5.93	(28)	40.79	(813)	15.65	(132)	14.84	(76)	19.18	(74)
GBR (1)	220656	DRAKE Edward	32.07	(147)	23.87	(288)	20.54	(216)	17.62	(99)	31.36	(156)
GER (4)	201606	KEPPLER Stephan	7.33	(36)	195.41	(6196)	27.76	(413)	20.65	(115)	127.68	(973)
	201811	STECHELT Tobias	10.38	(41)	114.86	(3889)	36.23	(684)	19.36	(102)	42.87	(238)
	201987	STRODL Andreas	22.26	(102)	53.23	(1310)	32.35	(570)	21.70	(125)	25.15	(108)

17-01-2009 / Wengen (SUI) / 1323

Page 1/2

Data Processing by LONGINES


www.fis-ski.com

LONGINES Timing

Generation Date: FRI 16 JAN 2009

Time: 17:00

Document: 32E 1.0



ALPHABETICAL LIST OF COMPETITORS

Number of Competitors: 67, Number of NOCs: 15

Nation	FIS Code	Name	FIS Points (15th of January 2009 – List 7)							
			DH	SL	GS	SG	SC			
GER (4)	201542	STRODL Peter	18.29 (79)	112.49 (3784)	19.15 (193)	10.40 (45)	25.52 (110)			
ITA (8)	292455	FILL Peter	3.54 (7)	28.33 (402)	8.03 (49)	5.43 (27)	4.49 (11)			
	292514	HEEL Werner	3.67 (10)	104.57 (3451)	39.35 (786)	3.03 (9)	26.28 (116)			
	293236	HOFER Elmar	13.99 (59)	47.63 (1072)	15.78 (135)	17.15 (93)	77.80 (583)			
	293006	INNERHOFER Christof	4.29 (14)	15.26 (127)	10.36 (67)	4.20 (17)	5.03 (15)			
	294277	KLOTZ Siegmur	21.45 (99)	21.62 (233)	19.88 (208)	23.54 (137)	12.35 (47)			
	291459	PARIS Dominik	19.01 (84)	24.30 (294)	21.71 (241)	8.33 (36)	–			
	290998	STAUDACHER Patrick	12.87 (51)	108.67 (3620)	39.77 (802)	4.44 (19)	5.64 (21)			
292291	THANEI Stefan	10.53 (42)	54.91 (1369)	23.30 (283)	9.35 (43)	6.00 (31)				
LIE (1)	350032	BUECHEL Marco	3.74 (11)	166.17 (5579)	13.45 (98)	3.66 (12)	–			
NOR (1)	421328	SVINDAL Aksel Lund	2.98 (6)	8.43 (48)	2.43 (6)	1.14 (4)	3.39 (6)			
SLO (5)	561006	GLEBOV Alek	18.96 (83)	104.97 (3465)	43.94 (978)	7.55 (34)	38.63 (209)			
	560332	JERMAN Andrej	4.18 (13)	30.96 (490)	19.77 (203)	5.12 (22)	4.97 (14)			
	561085	KRIZAJ Andrej	25.20 (111)	24.31 (295)	42.67 (930)	20.00 (109)	9.63 (39)			
	561067	PERKO Rok	12.51 (47)	45.17 (965)	19.41 (199)	8.77 (39)	17.31 (63)			
	560447	SPORN Andrej	13.73 (58)	26.66 (353)	15.36 (124)	7.69 (35)	23.72 (101)			
SUI (9)	510993	ALBRECHT Daniel	5.83 (25)	5.70 (25)	1.95 (4)	4.87 (21)	2.75 (5)			
	510030	CUCHE Didier	0.87 (3)	460.32 (7434)	1.70 (3)	0.90 (3)	26.16 (115)			
	510727	DEFAGO Didier	3.80 (12)	44.06 (925)	5.35 (18)	0.00 (1)	5.97 (28)			
	511529	GISIN Marc	20.39 (94)	29.80 (452)	21.94 (247)	20.42 (112)	28.34 (139)			
	510747	GRUENENFELDER Tobias	17.33 (74)	180.56 (5895)	15.12 (121)	5.43 (27)	–			
	510767	HOFFMANN Ambrosi	4.42 (15)	169.26 (5659)	24.00 (300)	3.81 (14)	–			
	511313	JANKA Carlo	5.39 (21)	31.58 (505)	3.95 (8)	6.00 (31)	5.62 (20)			
	511139	KUENG Patrick	14.87 (63)	26.82 (358)	19.14 (191)	16.78 (90)	16.53 (61)			
	510890	ZURBRIGGEN Silvan	6.00 (31)	5.37 (21)	42.73 (934)	6.00 (31)	3.70 (8)			
SWE (3)	500150	JAERBYN Patrik	6.00 (31)	144.93 (4951)	40.96 (849)	5.27 (24)	–			
	501076	OLSSON Hans	5.62 (22)	10.60 (69)	22.13 (250)	20.69 (116)	11.34 (43)			
	501026	RAINER Niklas	25.71 (113)	12.50 (92)	11.49 (80)	23.82 (139)	12.36 (49)			
USA (9)	534939	FISHER Erik	13.00 (54)	22.91 (268)	15.62 (128)	10.40 (45)	9.33 (36)			
	533842	FRANCIS Kevin	24.56 (108)	71.72 (2072)	17.44 (154)	11.99 (52)	17.16 (62)			
	534567	LANNING T J	6.00 (31)	26.73 (356)	13.68 (99)	13.81 (63)	14.37 (54)			
	532490	MACARTNEY Scott	6.00 (31)	42.73 (871)	28.78 (459)	16.41 (85)	–			
	532431	MILLER Bode	0.00 (1)	5.39 (23)	5.60 (23)	3.75 (13)	0.00 (1)			
	533866	NYMAN Steven	4.95 (16)	33.24 (551)	39.57 (792)	17.04 (92)	12.35 (47)			
	533131	SULLIVAN Marco	3.57 (8)	115.54 (3929)	38.89 (767)	4.40 (18)	59.48 (409)			
	533762	TRANSUE Jeremy	12.92 (52)	52.82 (1290)	22.56 (260)	12.11 (53)	46.48 (264)			
	530939	WEIBRECHT Andrew	19.52 (87)	39.23 (766)	13.80 (100)	13.49 (62)	9.61 (37)			

LEGEND				
DH Downhill	SL Slalom	GS Giant Slalom	SG Super-G	SC Super Combined

17-01-2009 / Wengen (SUI) / 1323

Page 2/2

Data Processing by LONGINES







www.fis-ski.com

LONGINES Timing

Generation Date: FRI 16 JAN 2009

Time: 17:00

Document: 32E 1.0

					
-------------------------------------------------------------------------------------	-------------------------------------------------------------------------------------	-------------------------------------------------------------------------------------	-------------------------------------------------------------------------------------	---------------------------------------------------------------------------------------	---------------------------------------------------------------------------------------



79. INTERNATIONALE LAUBERHORNRENNEN – Audi FIS Ski World Cup

**Wengen**

SWISSSKI

16.–18. JANUAR 2009



swisscom

SRG SSR idée suisse



helvetia

OCHSNER
SPORT

RE/MAX

infront
SPORTS & MEDIA

AUDI FIS SKI WORLD CUP 2008/09



Wengen (SUI)

5th MEN'S DOWNHILL
DRAW LIST BY POINTS

SAT 17 JAN 2009

Number of Competitors: 67, Number of NOCs: 15 Ranked 100 in the FIS List: HELIE L. FIS Pts: 21.88

No.	FIS Code	Name	Nation	WC SL-DH	WC SL-O	FIS-DH
1	532431	MILLER Bode	USA	492 (1)	1125 (2)	0.00 (1)
2	50041	WALCHHOFER Michael	AUT	469 (2)	660 (11)	0.34 (2)
3	510030	CUCHE Didier	SUI	433 (3)	1105 (3)	0.87 (3)
4	50753	KROELL Klaus	AUT	354 (4)	396 (24)	2.03 (4)
5	102263	GUAY Erik	CAN	292 (5)	533 (13)	2.94 (5)
6	421328	SVINDAL Aksel Lund	NOR	289 (6)	1086 (4)	2.98 (6)
7	292455	FILL Peter	ITA	251 (7)	565 (12)	3.54 (7)
8	533131	SULLIVAN Marco	USA	249 (8)	373 (26)	3.57 (9)
9	102899	OSBORNE-PARADIS Manuel	CAN	249 (8)	291 (36)	3.57 (8)
10	292514	HEEL Werner	ITA	242 (10)	451 (18)	3.67 (10)
11	350032	BUECHEL Marco	LIE	237 (11)	395 (25)	3.74 (11)
12	510727	DEFAGO Didier	SUI	233 (12)	719 (10)	3.80 (12)
13	560332	JERMAN Andrej	SLO	207 (13)	366 (27)	4.18 (13)
14	293006	INNERHOFER Christof	ITA	200 (14)	430 (21)	4.29 (14)
15	510767	HOFFMANN Ambrosi	SUI	191 (15)	341 (31)	4.42 (15)
16	+400 50423	MAIER Hermann	AUT	155 (16)	497 (15)	4.95 (16)
17	+400 50451	GRUBER Christoph	AUT	136 (18)	420 (23)	5.23 (18)
18	+400 511313	JANKA Carlo	SUI	125 (21)	522 (14)	5.39 (20)
19	+400 102873	KUCERA John	CAN	109 (22)	456 (17)	5.62 (21)
20	+400 510993	ALBRECHT Daniel	SUI	95 (25)	842 (7)	5.83 (24)
21	533866	NYMAN Steven	USA	155 (16)	180 (49)	4.95 (17)
22	50858	STREITBERGER Georg	AUT	133 (19)	269 (39)	5.27 (19)
23	501076	OLSSON Hans	SWE	109 (22)	143 (58)	5.62 (22)
24	102271	HUDEC Jan	CAN	104 (24)	155 (55)	5.70 (23)
25	192746	THEAUX Adrien	FRA	88 (28)	152 (56)	5.93 (26)
26	191964	POISSON David	FRA	88 (28)	94 (78)	5.93 (25)
27	532490	MACARTNEY Scott	USA	83 (31)	103 (74)	6.00 (29)
28	534567	LANNING T J	USA	80 (32)	119 (69)	6.00 (30)
29	51215	BAUMANN Romed	AUT	65 (33)	272 (38)	16.47 (48)
30	191591	BERTRAND Yannick	FRA	60 (34)	60 (90)	10.62 (38)
31	+400 380260	KOSTELIC Ivica	CRO	22 (44)	985 (6)	8.84 (33)
32	500150	JAERBYN Patrik	SWE	29 (42)	114 (72)	6.00 (28)
33	510890	ZURBRIGGEN Silvan	SUI	14 (49)	348 (28)	6.00 (27)
34	201606	KEPPLER Stephan	GER	10 (53)	18 (128)	7.33 (31)
35	50761	ALSTER Christoph	AUT	-	4 (157)	7.48 (32)
36	50919	STRUGER Peter	AUT	-	3 (160)	9.61 (34)
37	192932	FAYED Guillermo	FRA	25 (43)	29 (116)	10.18 (35)

17-01-2009 / Wengen (SUI) / 1323

Page 1/2

Data Processing by LONGINES


www.fis-ski.com

LONGINES Timing

Generation Date: FRI 16 JAN 2009

Time: 17:01

Document: 45A 1.0





AUDI FIS SKI WORLD CUP 2008/09
Wengen (SUI)



5th MEN'S DOWNHILL
DRAW LIST BY POINTS

SAT 17 JAN 2009

Number of Competitors: 67, Number of NOCs: 15 Ranked 100 in the FIS List: HELIE L. FIS Pts: 21.88

No.	FIS Code	Name	Nation	WCSL-DH	WCSL-O	FIS-DH
38	201811	STECHERT Tobias	GER	-	-	10.38 (36)
39	292291	THANEI Stefan	ITA	9 (56)	15 (133)	10.53 (37)
40	191116	DALCIN Pierre-Emmanuel	FRA	50 (36)	56 (93)	11.28 (39)
41	561067	PERKO Rok	SLO	10 (53)	16 (131)	12.51 (40)
42	290998	STAUDACHER Patrick	ITA	32 (41)	201 (45)	12.87 (41)
43	533762	TRANSUE Jeremy	USA	-	-	12.92 (42)
44	534939	FISHER Erik	USA	39 (39)	50 (96)	13.00 (43)
45	560447	SPORN Andrej	SLO	7 (60)	41 (103)	13.73 (44)
46 31-35	510747	GRUENENFELDER Tobias	SUI	52 (35)	130 (65)	17.33 (49)
47	293236	HOFER Elmar	ITA	-	-	13.99 (45)
48	150421	ZAHROBSKY Petr	CZE	-	1 (168)	14.62 (46)
49	511139	KUENG Patrick	SUI	-	12 (140)	14.87 (47)
50	380292	ZRNCIC-DIM Natko	CRO	11 (52)	137 (63)	17.77 (50)
51	201542	STRODL Peter	GER	9 (56)	22 (122)	18.29 (51)
52	561006	GLEBOV Alek	SLO	-	3 (160)	18.96 (52)
53	291459	PARIS Dominik	ITA	-	-	19.01 (53)
54	530939	WEIBRECHT Andrew	USA	19 (48)	33 (113)	19.52 (54)
55	511529	GISIN Marc	SUI	-	-	20.39 (55)
56	294277	KLOTZ Siegmur	ITA	-	2 (163)	21.45 (56)
57	103090	HELIE Louis-Pierre	CAN	-	-	= 21.88 (57)
58	201987	STRODL Andreas	GER	9 (56)	9 (147)	> 22.26 (58)
59	51327	PUCHNER Joachim	AUT	-	-	> 23.10 (59)
60	191462	PAQUIN Pierre	FRA	-	59 (91)	> 23.46 (60)
61	533842	FRANCIS Kevin	USA	-	-	> 24.56 (61)
62	561085	KRIZAJ Andrej	SLO	-	-	> 25.20 (62)
63	501026	RAINER Niklas	SWE	-	45 (98)	> 25.71 (63)
64	103375	NELLA Tyler	CAN	-	-	> 26.28 (64)
65	220656	DRAKE Edward	GBR	-	-	> 32.07 (65)
66	380298	SIROKI Tin	CRO	-	-	> 32.24 (66)
67	60159	VAN BUYNDER Frederik	BEL	-	-	> 95.06 (67)

LEGEND			
+400	More than 400 points on WCSL-O after 15th place or after 30th place	FIS-DH	FIS points for Downhill
31-35	Between 31st and 35th on the WCSL-Disciplin but over 45th place	WCSL-O	Overall WCSL points
WCSL-DH	World Cup Start List points for Downhill	No.	Control Number

17-01-2009 / Wengen (SUI) / 1323

Page 2/2

Data Processing by LONGINES


www.fis-ski.com

LONGINES Timing

Generation Date: FRI 16 JAN 2009

Time: 17:01

Document: 45A 1.0



GRAPHAX
DOCUMENT SOLUTIONS



79. INTERNATIONALE LAUBERHORNRENNEN – Audi FIS Ski World Cup

**Wengen**

SWISSSKI

16.–18. JANUAR 2009



swisscom

SRG SSR idée suisse



helvetia

OCHSNER
SPORT

RE/MAX

infront
SPORTS & MEDIA

AUDI FIS SKI WORLD CUP 2008/09



Wengen (SUI)

5th MEN'S DOWNHILL
START LISTSAT 17 JAN 2009
Start Time: 12:30**Jury**

TD FIS	M. COZZI	ITA
Referee	G. HUJARA	FIS
Assistant Referee	H. SCHMALZL	FIS
Chief of Race	U. NAEPLIN	SUI

Technical Data

Course Name	Lauberhorn
Start Altitude	2315 m
Finish Altitude	1287 m
Vertical Drop	1028 m
Course Length	4480 m
Homologation Number	8217/10/06

Race Information

Course Setter	H. SCHMALZL	FIS
Number of Gates	51	
Start Time	12:30	

Forerunners	A - F. BRECHBUEHL	SUI	E - R. GODLI	SUI
	B - S. SCHNEEBERGER	SUI	F - S. GMUER	SUI
	C - P. GASSER	SUI	G - M. WUETHRICH	SUI
	D - C. BOHNER	SUI	H - B. STEINER	SUI

Number of Competitors: 67, Number of NOCs: 15

Bib	FIS Code	Name	Year of Birth	Nation	Time	Ski
1	51215	BAUMANN Romed	1986	AUT		Salomon
2	102271	HUDEC Jan	1981	CAN		Rossignol
3	192746	THEAUX Adrien	1984	FRA		Rossignol
4	191964	POISSON David	1982	FRA		Salomon
5	50858	STREITBERGER Georg	1981	AUT		Fischer
6	50451	GRUBER Christoph	1976	AUT		Fischer
7	532490	MACARTNEY Scott	1978	USA		Nordica
8	350032	BUECHEL Marco	1971	LIE		Head
9	102899	OSBORNE-PARADIS Manuel	1984	CAN		Rossignol
10	533131	SULLIVAN Marco	1980	USA		Nordica
11	292514	HEEL Werner	1982	ITA		Rossignol
12	293006	INNERHOFER Christof	1984	ITA		Rossignol
13	510767	HOFFMANN Ambrosi	1977	SUI		Head
14	560332	JERMAN Andrej	1978	SLO		Stoekli
15	510727	DEFAGO Didier	1977	SUI		Rossignol
16	532431	MILLER Bode	1977	USA		Head
17	292455	FILL Peter	1982	ITA		Atomic
18	510030	CUCHE Didier	1974	SUI		Head
19	102263	GUAY Erik	1981	CAN		Atomic
20	50041	WALCHHOFER Michael	1975	AUT		Atomic
21	50753	KROELL Klaus	1980	AUT		Salomon

17-01-2009 / Wengen (SUI) / 1323

Page 1/2

Data Processing by LONGINES


www.fis-ski.com

LONGINES Timing

Generation Date: FRI 16 JAN 2009

Time: 18:15

Document: 51A 1.0



Number of Competitors: 67, Number of NOCs: 15

Bib	FIS Code	Name	Year of Birth	Nation	Time	Ski
22	421328	SVINDAL Aksel Lund	1982	NOR		Atomic
23	102873	KUCERA John	1984	CAN		Atomic
24	511313	JANKA Carlo	1986	SUI		Atomic
25	501076	OLSSON Hans	1984	SWE		Head
26	50423	MAIER Hermann	1972	AUT		Head
27	534567	LANNING T J	1984	USA		Nordica
28	191591	BERTRAND Yannick	1980	FRA		Dynastar
29	533866	NYMAN Steven	1982	USA		Fischer
30	510993	ALBRECHT Daniel	1983	SUI		Atomic
31	380260	KOSTELIC Ivica	1979	CRO		Fischer
32	500150	JAERBYN Patrik	1969	SWE		Atomic
33	510890	ZURBRIGGEN Silvan	1981	SUI		Rossignol
34	201606	KEPPLER Stephan	1983	GER		Head
35	50761	ALSTER Christoph	1980	AUT		Fischer
36	50919	STRUGER Peter	1982	AUT		Salomon
37	192932	FAYED Guillermo	1985	FRA		Dynastar
38	201811	STECHELT Tobias	1985	GER		Head
39	292291	THANEI Stefan	1981	ITA		Atomic
40	191116	DALCIN Pierre-Emmanuel	1977	FRA		Atomic
41	561067	PERKO Rok	1985	SLO		Stoeckli
42	290998	STAUDACHER Patrick	1980	ITA		Head
43	533762	TRANSUE Jeremy	1983	USA		Rossignol
44	534939	FISHER Erik	1985	USA		Atomic
45	560447	SPORN Andrej	1981	SLO		Elan
46	510747	GRUENENFELDER Tobias	1977	SUI		Stoeckli
47	293236	HOFER Elmar	1985	ITA		Rossignol
48	150421	ZAHROBSKY Petr	1980	CZE		Head
49	511139	KUENG Patrick	1984	SUI		Salomon
50	380292	ZRNCIC-DIM Natko	1986	CRO		Atomic
51	201542	STRODL Peter	1982	GER		Atomic
52	561006	GLEBOV Alek	1983	SLO		Stoeckli
53	291459	PARIS Dominik	1989	ITA		Nordica
54	530939	WEIBRECHT Andrew	1986	USA		Rossignol
55	511529	GISIN Marc	1988	SUI		Nordica
56	294277	KLOTZ Siegmund	1987	ITA		Nordica
57	103090	HELIE Louis-Pierre	1986	CAN		Rossignol
58	201987	STRODL Andreas	1987	GER		Atomic
59	51327	PUCHNER Joachim	1987	AUT		Atomic
60	191462	PAQUIN Pierre	1979	FRA		Salomon
61	533842	FRANCIS Kevin	1982	USA		Atomic
62	561085	KRIZAJ Andrej	1986	SLO		Stoeckli
63	501026	RAINER Niklas	1983	SWE		Fischer
64	103375	NELLA Tyler	1988	CAN		
65	220656	DRAKE Edward	1986	GBR		Dynastar
66	380298	SIROKI Tin	1987	CRO		Atomic
67	60159	VAN BUYNDER Frederik	1988	BEL		



79. INTERNATIONALE LAUBERHORNRENNEN – Audi FIS Ski World Cup

**Wengen**

JUNGFRAUJOCH



Swiss ski

16.–18. JANUAR 2009



swisscom

SRG SSR idée suisse



helvetia

OCHSNER
SPORT

RE/MAX

infront
SPORTS & MEDIA

AUDI FIS SKI WORLD CUP 2008/09

LONGINES®

Wengen (SUI)

5th MEN'S DOWNHILL
OFFICIAL RESULTSSAT 17 JAN 2009
Start Time: 12:30**Jury**

TD FIS	M. COZZI	ITA
Referee	G. HUJARA	FIS
Assistant Referee	H. SCHMALZL	FIS
Chief of Race	U. NAEPLIN	SUI

Technical Data

Course Name	Lauberhorn
Start Altitude	2315 m
Finish Altitude	1287 m
Vertical Drop	1028 m
Course Length	4480 m
Homologation Number	8217/10/06

Race Information

Course Setter	H. SCHMALZL	FIS
Number of Gates	51	
Start Time	12:30	

Forerunners	A - F. BRECHBUEHL	SUI	E - R. GODLI	SUI
	B - S. SCHNEEBERGER	SUI	F - S. GMUER	SUI
	C - P. GASSER	SUI	G - M. WUETHRICH	SUI
	D - C. BOHNER	SUI	H - B. STEINER	SUI

Weather: Sunny Snow: Hard Temperature – Start: 0 °C Finish: -2 °C F-factor: 1320

Number of Competitors: 67, Number of NOCs: 15

Rank	Bib	FIS Code	Name	Year of Birth	Nation	Time	Diff.	Dist. (m)	Race Points	Ski
1	15	510727	DEFAGO Didier	1977	SUI	2:31.98			0.00	Rossignol
2	16	532431	MILLER Bode	1977	USA	2:32.18	0.20	5.89	1.74	Head
3	10	533131	SULLIVAN Marco	1980	USA	2:32.37	0.39	11.47	3.39	Nordica
4	13	510767	HOFFMANN Ambrosi	1977	SUI	2:32.56	0.58	17.03	5.04	Head
5	9	102899	OSBORNE-PARADIS Manuel	1984	CAN	2:32.63	0.65	19.08	5.65	Rossignol
6	8	350032	BUECHEL Marco	1971	LIE	2:33.11	1.13	33.06	9.81	Head
7	12	293006	INNERHOFER Christof	1984	ITA	2:33.21	1.23	35.97	10.68	Rossignol
8	2	102271	HUDEC Jan	1981	CAN	2:33.23	1.25	36.55	10.86	Rossignol
9	17	292455	FILL Peter	1982	ITA	2:33.24	1.26	36.84	10.94	Atomic
10	18	510030	CUCHE Didier	1974	SUI	2:33.34	1.36	39.73	11.81	Head
11	3	192746	THEAUX Adrien	1984	FRA	2:33.65	1.67	48.69	14.50	Rossignol
12	24	511313	JANKA Carlo	1986	SUI	2:33.75	1.77	51.57	15.37	Atomic
13	30	510993	ALBRECHT Daniel	1983	SUI	2:33.80	1.82	53.01	15.81	Atomic
14	23	102873	KUCERA John	1984	CAN	2:33.86	1.88	54.74	16.33	Atomic
15	22	421328	SVINDAL Aksel Lund	1982	NOR	2:33.89	1.91	55.60	16.59	Atomic
16	4	191964	POISSON David	1982	FRA	2:34.01	2.03	59.05	17.63	Salomon

#826

17-01-2009 / Wengen (SUI) / 1323

Page 1/3

Data Processing by LONGINES


www.fis-ski.com

LONGINES Timing

Generation Date: SAT 17 JAN 2009

Time: 14:54

Document: 73A 1.0





AUDI FIS SKI WORLD CUP 2008/09

Wengen (SUI)



5th MEN'S DOWNHILL

OFFICIAL RESULTS

SAT 17 JAN 2009
Start Time: 12:30


Number of Competitors: 67, Number of NOCs: 15

Rank	Bib	FIS Code	Name	Year of Birth	Nation	Time	Diff.	Dist. (m)	Race Points	Ski
17	14	560332	JERMAN Andrej	1978	SLO	2:34.06	2.08	60.49	18.07	Stoeckli
18	5	50858	STREITBERGER Georg	1981	AUT	2:34.50	2.52	73.07	21.89	Fischer
19	6	50451	GRUBER Christoph	1976	AUT	2:34.56	2.58	74.78	22.41	Fischer
20	1	51215	BAUMANN Romed	1986	AUT	2:34.61	2.63	76.21	22.84	Salomon
21	40	191116	DALCIN Pierre-Emmanuel	1977	FRA	2:34.75	2.77	80.19	24.06	Atomic
22	32	500150	JAERBYN Patrik	1969	SWE	2:34.92	2.94	85.02	25.53	Atomic
23	33	510890	ZURBRIGGEN Silvan	1981	SUI	2:35.11	3.13	90.40	27.19	Rossignol
24	34	201606	KEPPLER Stephan	1983	GER	2:35.27	3.29	94.93	28.57	Head
24	31	380260	KOSTELIC Ivica	1979	CRO	2:35.27	3.29	94.93	28.57	Fischer
26	26	50423	MAIER Hermann	1972	AUT	2:35.37	3.39	97.75	29.44	Head
26	20	50041	WALCHHOFER Michael	1975	AUT	2:35.37	3.39	97.75	29.44	Atomic
28	39	292291	THANEI Stefan	1981	ITA	2:35.47	3.49	100.57	30.31	Atomic
29	45	560447	SPORN Andrej	1981	SLO	2:35.55	3.57	102.82	31.01	Elan
30	54	530939	WEIBRECHT Andrew	1986	USA	2:35.97	3.99	114.61	34.65	Rossignol
31	58	201987	BRODL Andreas	1987	GER	2:35.98	4.00	114.89	34.74	Atomic
32	28	191591	BERTRAND Yannick	1980	FRA	2:36.06	4.08	117.12	35.44	Dynastar
33	57	103090	HELIE Louis-Pierre	1986	CAN	2:36.32	4.34	124.38	37.69	Rossignol
33	42	290998	STAUDACHER Patrick	1980	ITA	2:36.32	4.34	124.38	37.69	Head
35	61	533842	FRANCIS Kevin	1982	USA	2:36.48	4.50	128.83	39.08	Atomic
35	41	561067	PERKO Rok	1985	SLO	2:36.48	4.50	128.83	39.08	Stoeckli
37	25	501076	OLSSON Hans	1984	SWE	2:36.54	4.56	130.50	39.61	Head
38	11	292514	HEEL Werner	1982	ITA	2:36.94	4.96	141.59	43.08	Rossignol
39	46	510747	GRUENENFELDER Tobias	1977	SUI	2:37.24	5.26	149.87	45.68	Stoeckli
40	50	380292	ZRNCIC-DIM Natko	1986	CRO	2:37.27	5.29	150.69	45.95	Atomic
41	56	294277	KLOTZ Siegmur	1987	ITA	2:37.36	5.38	153.17	46.73	Nordica
42	53	291459	PARIS Dominik	1989	ITA	2:37.42	5.44	154.82	47.25	Nordica
43	51	201542	STRODL Peter	1982	GER	2:37.44	5.46	155.37	47.42	Atomic
44	49	511139	KUENG Patrick	1984	SUI	2:37.47	5.49	156.19	47.68	Salomon
45	63	501026	RAINER Niklas	1983	SWE	2:38.35	6.37	180.22	55.33	Fischer
46	59	51327	PUCHNER Joachim	1987	AUT	2:38.36	6.38	180.49	55.41	Atomic
47	37	192932	FAYED Guillermo	1985	FRA	2:38.39	6.41	181.30	55.67	Dynastar
48	36	50919	STRUGER Peter	1982	AUT	2:38.83	6.85	193.21	59.49	Salomon
49	43	533762	TRANSUE Jeremy	1983	USA	2:39.00	7.02	197.80	60.97	Rossignol
50	21	50753	KROELL Klaus	1980	AUT	2:39.33	7.35	206.67	63.84	Salomon
51	64	103375	NELLA Tyler	1988	CAN	2:39.56	7.58	212.83	65.83	
52	38	201811	STECHELT Tobias	1985	GER	2:39.60	7.62	213.89	66.18	Head
53	48	150421	ZAHROBSKY Petr	1980	CZE	2:39.65	7.67	215.23	66.62	Head
54	62	561085	KRIZAJ Andrej	1986	SLO	2:39.83	7.85	220.03	68.18	Stoeckli
55	65	220656	DRAKE Edward	1986	GBR	2:39.92	7.94	222.43	68.96	Dynastar
56	66	380298	SIROKI Tin	1987	CRO	2:43.44	11.46	314.13	99.53	Atomic
57	67	60159	VAN BUYNDER Frederik	1988	BEL	2:45.43	13.45	364.24	116.82	

DID NOT START: 3 competitors

35	50761	ALSTER Christoph	1980	AUT	Fischer
55	511529	GISIN Marc	1988	SUI	Nordica
60	191462	PAQUIN Pierre	1979	FRA	Salomon

#826 _____





AUDI FIS SKI WORLD CUP 2008/09
Wengen (SUI)



5th MEN'S DOWNHILL
OFFICIAL RESULTS

SAT 17 JAN 2009
Start Time: 12:30

Number of Competitors: 67, Number of NOCs: 15

Rank	Bib	FIS Code	Name	Year of Birth	Nation	Time	Diff.	Dist. (m)	Race Points	Ski
DID NOT FINISH: 5 competitors										
	7	532490	MACARTNEY Scott	1978	USA					Nordica
	19	102263	GUAY Erik	1981	CAN					Atomic
	27	534567	LANNING T J	1984	USA					Nordica
	29	533866	NYMAN Steven	1982	USA					Fischer
	47	293236	HOFER Elmar	1985	ITA					Rossignol
DISQUALIFIED: 2 competitors										
	44	534939	FISHER Erik	1985	USA	Gate 51		Rule 629.3		Atomic
	52	561006	GLEBOV Alek	1983	SLO	Gate 50		Rule 629.3		Stoekli

Reason for disqualification:

629.3 Does not pass through a gate correctly

Technical Delegate:

M. COZZI (ITA) #826

17-01-2009 / Wengen (SUI) / 1323

Page 3/3

Data Processing by LONGINES


www.fis-ski.com

LONGINES Timing

Generation Date: SAT 17 JAN 2009

Time: 14:54

Document: 73A 1.0



**Wengen**

JUNGFRAUJOCH



Swiss ski

16.–18. JANUAR 2009

SRG SSR idée suisse
swisscom

helvetia

OCHSNER
SPORT

RE/MAX

infront
SPORTS & MEDIA

AUDI FIS SKI WORLD CUP 2008/09



Wengen (SUI)

5th MEN'S DOWNHILL
PENALTY CALCULATION

SAT 17 JAN 2009

Best 10 at Finish

Rank	Bib	FIS Code	Name	Nation	FIS Points	Best 5	Race Points
1	15	510727	DEFAGO Didier	SUI	3.80		
2	16	532431	MILLER Bode	USA	0.00	0.00	1.74
3	10	533131	SULLIVAN Marco	USA	3.57	3.57	3.39
4	13	510767	HOFFMANN Ambrosi	SUI	4.42		
5	9	102899	OSBORNE-PARADIS Manuel	CAN	3.57	3.57	5.65
6	8	350032	BUECHEL Marco	LIE	3.74		
7	12	293006	INNERHOFER Christof	ITA	4.29		
8	2	102271	HUDEC Jan	CAN	5.70		
9	17	292455	FILL Peter	ITA	3.54	3.54	10.94
10	18	510030	CUCHE Didier	SUI	0.87	0.87	11.81


Best 5 FIS Points at Start

Rank	Bib	FIS Code	Name	Nation	FIS Points
2	16	532431	MILLER Bode	USA	0.00
26	20	50041	WALCHHOFER Michael	AUT	0.34
10	18	510030	CUCHE Didier	SUI	0.87
50	21	50753	KROELL Klaus	AUT	2.03
DNF	19	102263	GUAY Erik	CAN	2.94

TOTALS:

FIS Points of Best 5 at Start (B)	6.18		
FIS Points of Best at Finish in Top 10 (A)		11.55	
Race Points of Corresponding Competitors (C)			33.53
Calculated Penalty (A+B-C) : 10 =>	-1.580		
Rounded	-1.58		
Category Adder	0.00		
Correction Value (Z)	0.10		
Calculated Penalty	-1.68		
Penalty Applied	0.00		

Technical Delegate:
M. COZZI (ITA) #826



**Wengen**

SWISSSKI

16.–18. JANUAR 2009



swisscom

SRG SSR idée suisse



helvetia

OCHSNER
SPORT

RE/MAX

infront
SPORTS & MEDIA

AUDI FIS SKI WORLD CUP 2008/09




Wengen (SUI)

5th MEN'S DOWNHILL
PERFORMANCE ANALYSIS 1

SAT 17 JAN 2009

Number of Competitors: 57

Rank	Bib	Name	Nation	Positions			Partials			Difference		Speed														
				Pos.	Time	Rank	Pos.	Time	Rank	Time	Dist(m)	Pos.	km/h	Rank												
1	15	DEFAGO Didier	SUI	Int1: 47.03 (3)	Int2: 1:03.63 (1)	Int3: 1:27.83 (1)	Int4: 2:01.18 (1)	Int5: 2:13.79 (1)	Fin: 2:31.98 (1)	I1-I2: 16.60 (5)	I2-I3: 24.20 (11)	I3-I4: 33.35 (2)	I4-I5: 12.61 (8)	I5-Fin: 18.19 (6)	0.34	0.00	0.00	0.00	0.00	Sp1: 102.10 (28)	Sp2: 80.60 (11)	Sp3: 105.26 (3)	Sp4: 143.55 (1)	Avg.: 106.12		
2	16	MILLER Bode	USA	Int1: 47.17 (4)	Int2: 1:03.86 (3)	Int3: 1:28.03 (2)	Int4: 2:01.43 (2)	Int5: 2:14.02 (2)	Fin: 2:32.18 (2)	I1-I2: 16.69 (11)	I2-I3: 24.17 (9)	I3-I4: 33.40 (3)	I4-I5: 12.59 (7)	I5-Fin: 18.16 (3)	0.48	0.23	0.20	0.25	0.23	0.20	5.89	Sp1: 102.30 (23)	Sp2: 80.40 (12)	Sp3: 104.04 (10)	Sp4: 139.18 (31)	Avg.: 105.98
3	10	SULLIVAN Marco	USA	Int1: 46.69 (1)	Int2: 1:03.74 (2)	Int3: 1:28.21 (6)	Int4: 2:01.66 (3)	Int5: 2:14.13 (3)	Fin: 2:32.37 (3)	I1-I2: 17.05 (30)	I2-I3: 24.47 (23)	I3-I4: 33.45 (4)	I4-I5: 12.47 (1)	I5-Fin: 18.24 (8)	0.00	0.11	0.38	0.48	0.34	0.39	11.47	Sp1: 101.30 (39)	Sp2: 78.10 (36)	Sp3: 103.15 (21)	Sp4: 142.15 (4)	Avg.: 105.85
4	13	HOFFMANN Ambrosi	SUI	Int1: 47.47 (8)	Int2: 1:04.07 (4)	Int3: 1:28.18 (5)	Int4: 2:01.84 (7)	Int5: 2:14.42 (5)	Fin: 2:32.56 (4)	I1-I2: 16.60 (5)	I2-I3: 24.11 (6)	I3-I4: 33.66 (8)	I4-I5: 12.58 (6)	I5-Fin: 18.14 (2)	0.78	0.44	0.35	0.66	0.63	0.58	17.03	Sp1: 101.80 (32)	Sp2: 80.90 (8)	Sp3: 104.34 (9)	Sp4: 141.81 (5)	Avg.: 105.72
5	9	OSBORNE-PARADIS Manuel	CAN	Int1: 47.29 (6)	Int2: 1:04.49 (17)	Int3: 1:28.57 (11)	Int4: 2:01.82 (6)	Int5: 2:14.32 (4)	Fin: 2:32.63 (5)	I1-I2: 17.20 (38)	I2-I3: 24.08 (5)	I3-I4: 33.25 (1)	I4-I5: 12.50 (2)	I5-Fin: 18.31 (13)	0.60	0.86	0.74	0.64	0.53	0.65	19.08	Sp1: 103.70 (14)	Sp2: 78.70 (25)	Sp3: 105.72 (1)	Sp4: 141.07 (8)	Avg.: 105.67
6	8	BUECHEL Marco	LIE	Int1: 47.38 (7)	Int2: 1:04.09 (5)	Int3: 1:28.50 (9)	Int4: 2:02.32 (9)	Int5: 2:15.05 (8)	Fin: 2:33.11 (6)	I1-I2: 16.71 (12)	I2-I3: 24.41 (20)	I3-I4: 33.82 (11)	I4-I5: 12.73 (16)	I5-Fin: 18.06 (1)	0.69	0.46	0.67	1.14	1.26	1.13	33.06	Sp1: 101.80 (32)	Sp2: 79.30 (18)	Sp3: 104.80 (7)	Sp4: 140.57 (17)	Avg.: 105.34
7	12	INNERHOFER Christof	ITA	Int1: 47.51 (11)	Int2: 1:04.19 (9)	Int3: 1:28.53 (10)	Int4: 2:02.49 (13)	Int5: 2:15.05 (8)	Fin: 2:33.21 (7)	I1-I2: 16.68 (10)	I2-I3: 24.34 (16)	I3-I4: 33.96 (20)	I4-I5: 12.56 (4)	I5-Fin: 18.16 (3)	0.82	0.56	0.70	1.31	1.26	1.23	35.97	Sp1: 101.00 (43)	Sp2: 80.90 (8)	Sp3: 103.00 (25)	Sp4: 140.25 (21)	Avg.: 105.27



5th MEN'S DOWNHILL
PERFORMANCE ANALYSIS 1

SAT 17 JAN 2009

Number of Competitors: 57

Rank	Bib	Name	Nation	Positions			Partials			Difference		Speed														
				Pos.	Time	Rank	Pos.	Time	Rank	Time	Dist(m)	Pos.	km/h	Rank												
8	2	HUDEEC Jan	CAN	Int1: 46.95 (2)	Int2: 1:04.22 (10)	Int3: 1:28.13 (3)	Int4: 2:01.76 (5)	Int5: 2:14.51 (7)	Fin: 2:33.23 (8)	I1-I2: 17.27 (42)	I2-I3: 23.91 (1)	I3-I4: 33.63 (7)	I4-I5: 12.75 (18)	I5-Fin: 18.72 (22)	0.26	0.59	0.30	0.58	0.72	1.25	36.55	Sp1: 105.10 (10)	Sp2: 81.00 (7)	Sp3: 105.26 (3)	Sp4: 140.81 (10)	Avg.: 105.25
9	17	FILL Peter	ITA	Int1: 47.65 (16)	Int2: 1:04.13 (8)	Int3: 1:28.30 (7)	Int4: 2:01.88 (8)	Int5: 2:14.50 (6)	Fin: 2:33.24 (9)	I1-I2: 16.48 (2)	I2-I3: 24.17 (9)	I3-I4: 33.58 (6)	I4-I5: 12.62 (9)	I5-Fin: 18.74 (24)	0.96	0.50	0.47	0.70	0.71	1.26	36.84	Sp1: 102.30 (23)	Sp2: 82.10 (1)	Sp3: 105.26 (3)	Sp4: 140.16 (24)	Avg.: 105.25
10	18	CUCHE Didier	SUI	Int1: 47.77 (22)	Int2: 1:04.57 (20)	Int3: 1:28.64 (13)	Int4: 2:02.41 (11)	Int5: 2:15.15 (11)	Fin: 2:33.34 (10)	I1-I2: 16.80 (17)	I2-I3: 24.07 (4)	I3-I4: 33.77 (10)	I4-I5: 12.74 (17)	I5-Fin: 18.19 (6)	1.08	0.94	0.81	1.23	1.36	1.36	39.73	Sp1: 103.30 (15)	Sp2: 80.80 (10)	Sp3: 103.74 (14)	Sp4: 138.72 (38)	Avg.: 105.18
11	3	THEAUX Adrien	FRA	Int1: 47.63 (14)	Int2: 1:04.22 (10)	Int3: 1:28.66 (14)	Int4: 2:02.36 (10)	Int5: 2:15.08 (10)	Fin: 2:33.65 (11)	I1-I2: 16.59 (3)	I2-I3: 24.44 (22)	I3-I4: 33.70 (9)	I4-I5: 12.72 (13)	I5-Fin: 18.57 (19)	0.94	0.59	0.83	1.18	1.29	1.67	48.69	Sp1: 101.20 (41)	Sp2: 78.70 (25)	Sp3: 104.49 (8)	Sp4: 142.62 (3)	Avg.: 104.97
12	24	JANKA Carlo	SUI	Int1: 47.85 (24)	Int2: 1:04.44 (15)	Int3: 1:28.71 (15)	Int4: 2:02.59 (14)	Int5: 2:15.48 (14)	Fin: 2:33.75 (12)	I1-I2: 16.59 (3)	I2-I3: 24.27 (12)	I3-I4: 33.88 (16)	I4-I5: 12.89 (24)	I5-Fin: 18.27 (10)	1.16	0.81	0.88	1.41	1.69	1.77	51.57	Sp1: 112.90 (6)	Sp2: 82.10 (1)	Sp3: 103.89 (12)	Sp4: 140.40 (18)	Avg.: 104.90
13	30	ALBRECHT Daniel	SUI	Int1: 47.87 (26)	Int2: 1:04.32 (14)	Int3: 1:28.46 (8)	Int4: 2:02.61 (15)	Int5: 2:15.40 (13)	Fin: 2:33.80 (13)	I1-I2: 16.45 (1)	I2-I3: 24.14 (7)	I3-I4: 34.15 (25)	I4-I5: 12.79 (19)	I5-Fin: 18.40 (15)	1.18	0.69	0.63	1.43	1.61	1.82	53.01	Sp1: 102.50 (22)	Sp2: 81.30 (5)	Sp3: 104.95 (6)	Sp4: 140.66 (14)	Avg.: 104.86
14	23	KUCERA John	CAN	Int1: 47.76 (20)	Int2: 1:04.80 (26)	Int3: 1:29.28 (27)	Int4: 2:03.11 (19)	Int5: 2:15.62 (15)	Fin: 2:33.86 (14)	I1-I2: 17.04 (29)	I2-I3: 24.48 (26)	I3-I4: 33.83 (12)	I4-I5: 12.51 (3)	I5-Fin: 18.24 (8)	1.07	1.17	1.45	1.93	1.83	1.88	54.74	Sp1: 114.70 (5)	Sp2: 77.00 (42)	Sp3: 102.71 (30)	Sp4: 140.60 (16)	Avg.: 104.82
15	22	SVINDAL Aksel Lund	NOR	Int1: 48.10 (34)	Int2: 1:04.73 (24)	Int3: 1:29.06 (19)	Int4: 2:02.96 (17)	Int5: 2:15.62 (15)	Fin: 2:33.89 (15)	I1-I2: 16.63 (9)	I2-I3: 24.33 (15)	I3-I4: 33.90 (17)	I4-I5: 12.66 (11)	I5-Fin: 18.27 (10)	1.41	1.10	1.23	1.78	1.83	1.91	55.60	Sp1: 101.90 (29)	Sp2: 80.40 (12)	Sp3: 103.15 (21)	Sp4: 139.65 (27)	Avg.: 104.80
16	4	POISSON David	FRA	Int1: 47.48 (10)	Int2: 1:04.25 (12)	Int3: 1:28.60 (12)	Int4: 2:02.47 (12)	Int5: 2:15.16 (12)	Fin: 2:34.01 (16)	I1-I2: 16.77 (15)	I2-I3: 24.35 (17)	I3-I4: 33.87 (15)	I4-I5: 12.69 (12)	I5-Fin: 18.85 (37)	0.79	0.62	0.77	1.29	1.37	2.03	59.05	Sp1: 102.30 (23)	Sp2: 78.30 (31)	Sp3: 103.59 (18)	Sp4: 140.21 (22)	Avg.: 104.72

5th MEN'S DOWNHILL
PERFORMANCE ANALYSIS 1

SAT 17 JAN 2009

Number of Competitors: 57

Rank	Bib	Name	Nation	Positions			Partials			Difference		Speed														
				Pos.	Time	Rank	Pos.	Time	Rank	Time	Dist(m)	Pos.	km/h	Rank												
17	14	JERMAN Andrej	SLO	Int1: 47.85 (24)	Int2: 1:04.57 (20)	Int3: 1:29.11 (21)	Int4: 2:03.14 (20)	Int5: 2:15.78 (19)	Fin: 2:34.06 (17)	I1-I2: 16.72 (14)	I2-I3: 24.54 (28)	I3-I4: 34.03 (22)	I4-I5: 12.64 (10)	I5-Fin: 18.28 (12)	1.16	0.94	1.28	1.96	1.99	2.08	60.49	Sp1: 101.30 (39)	Sp2: 79.20 (19)	Sp3: 104.04 (10)	Sp4: 139.94 (26)	Avg.: 104.69
18	5	STREITBERGER Georg	AUT	Int1: 47.73 (18)	Int2: 1:04.44 (15)	Int3: 1:28.98 (18)	Int4: 2:02.83 (16)	Int5: 2:15.75 (17)	Fin: 2:34.50 (18)	I1-I2: 16.71 (12)	I2-I3: 24.54 (28)	I3-I4: 33.85 (14)	I4-I5: 12.92 (25)	I5-Fin: 18.75 (27)	1.04	0.81	1.15	1.65	1.96	2.52	73.07	Sp1: 101.10 (42)	Sp2: 78.30 (31)	Sp3: 101.55 (44)	Sp4: 140.17 (23)	Avg.: 104.39
19	6	GRUBER Christoph	AUT	Int1: 47.89 (28)	Int2: 1:04.71 (23)	Int3: 1:29.63 (29)	Int4: 2:03.56 (27)	Int5: 2:16.40 (23)	Fin: 2:34.56 (19)	I1-I2: 16.82 (19)	I2-I3: 24.92 (43)	I3-I4: 33.93 (19)	I4-I5: 12.84 (20)	I5-Fin: 18.16 (3)	1.20	1.08	1.80	2.38	2.61	2.58	74.78	Sp1: 99.40 (51)	Sp2: 76.20 (47)	Sp3: 101.69 (42)	Sp4: 140.76 (11)	Avg.: 104.35
20	1	BAUMANN Romed	AUT	Int1: 48.06 (31)	Int2: 1:04.68 (22)	Int3: 1:29.22 (24)	Int4: 2:03.19 (22)	Int5: 2:15.76 (18)	Fin: 2:34.61 (20)	I1-I2: 16.62 (8)	I2-I3: 24.54 (28)	I3-I4: 33.97 (21)	I4-I5: 12.57 (5)	I5-Fin: 18.85 (37)	1.37	1.05	1.39	2.01	1.97	2.63	76.21	Sp1: 102.20 (27)	Sp2: 78.30 (31)	Sp3: 102.85 (28)	Sp4: 141.70 (6)	Avg.: 104.31
21	40	DALCIN Pierre-Emmanuel	FRA	Int1: 47.47 (8)	Int2: 1:04.26 (13)	Int3: 1:28.73 (16)	Int4: 2:03.09 (18)	Int5: 2:16.07 (20)	Fin: 2:34.75 (21)	I1-I2: 16.79 (16)	I2-I3: 24.47 (23)	I3-I4: 34.36 (35)	I4-I5: 12.98 (28)	I5-Fin: 18.68 (21)	0.78	0.63	0.90	1.91	2.28	2.77	80.19	Sp1: 102.70 (20)	Sp2: 78.70 (25)	Sp3: 101.98 (39)	Sp4:	Avg.: 104.22
22	32	JAERBYN Patrik	SWE	Int1: 47.73 (18)	Int2: 1:04.76 (25)	Int3: 1:29.18 (22)	Int4: 2:03.28 (23)	Int5: 2:16.16 (21)	Fin: 2:34.92 (22)	I1-I2: 17.03 (28)	I2-I3: 24.42 (21)	I3-I4: 34.10 (24)	I4-I5: 12.88 (23)	I5-Fin: 18.76 (28)	1.04	1.13	1.35	2.10	2.37	2.94	85.02	Sp1: 105.20 (8)	Sp2: 77.20 (40)	Sp3: 103.00 (25)	Sp4: 139.20 (30)	Avg.: 104.11
23	33	ZURBRIGGEN Silvan	SUI	Int1: 47.88 (27)	Int2: 1:04.90 (28)	Int3: 1:29.18 (22)	Int4: 2:03.41 (25)	Int5: 2:16.57 (25)	Fin: 2:35.11 (23)	I1-I2: 17.02 (27)	I2-I3: 24.28 (14)	I3-I4: 34.23 (28)	I4-I5: 13.16 (38)	I5-Fin: 18.54 (17)	1.19	1.27	1.35	2.23	2.78	3.13	90.40	Sp1: 120.00 (1)	Sp2: 79.40 (17)	Sp3: 103.59 (18)	Sp4: 140.40 (19)	Avg.: 103.98
24	34	KEPPLER Stephan	GER	Int1: 47.79 (23)	Int2: 1:04.93 (29)	Int3: 1:29.32 (28)	Int4: 2:03.16 (21)	Int5: 2:16.26 (22)	Fin: 2:35.27 (24)	I1-I2: 17.14 (34)	I2-I3: 24.39 (18)	I3-I4: 33.84 (13)	I4-I5: 13.10 (33)	I5-Fin: 19.01 (48)	1.10	1.30	1.49	1.98	2.47	3.29	94.93	Sp1: 120.00 (1)	Sp2: 80.40 (12)	Sp3: 103.74 (14)	Sp4: 141.28 (7)	Avg.: 103.87
24	31	KOSTELIC Ivica	CRO	Int1: 47.91 (29)	Int2: 1:04.80 (26)	Int3: 1:28.96 (17)	Int4: 2:03.28 (23)	Int5: 2:16.45 (24)	Fin: 2:35.27 (24)	I1-I2: 16.89 (22)	I2-I3: 24.16 (8)	I3-I4: 34.32 (33)	I4-I5: 13.17 (40)	I5-Fin: 18.82 (34)	1.22	1.17	1.13	2.10	2.66	3.29	94.93	Sp1: 103.20 (18)	Sp2: 81.20 (6)	Sp3: 103.29 (20)	Sp4: 137.66 (48)	Avg.: 103.87

5th MEN'S DOWNHILL
PERFORMANCE ANALYSIS 1

SAT 17 JAN 2009

Number of Competitors: 57

Rank	Bib	Name	Nation	Positions			Partials			Difference		Speed														
				Pos.	Time	Rank	Pos.	Time	Rank	Time	Dist(m)	Pos.	km/h	Rank												
26	26	MAIER Hermann	AUT	Int1: 47.64 (15)	Int2: 1:04.55 (19)	Int3: 1:29.22 (24)	Int4: 2:03.58 (28)	Int5: 2:16.57 (25)	Fin: 2:35.37 (26)	I1-I2: 16.91 (23)	I2-I3: 24.67 (35)	I3-I4: 34.36 (35)	I4-I5: 12.99 (31)	I5-Fin: 18.80 (30)	0.95	0.92	1.39	2.40	2.78	3.39	97.75	Sp1: 101.80 (32)	Sp2: 78.80 (23)	Sp3: 102.41 (36)	Sp4: 138.67 (40)	Avg.: 103.80
26	20	WALCHHOFER Michael	AUT	Int1: 47.25 (5)	Int2: 1:04.09 (5)	Int3: 1:29.95 (33)	Int4: 2:04.10 (31)	Int5: 2:16.96 (29)	Fin: 2:35.37 (26)	I1-I2: 16.84 (20)	I2-I3: 25.86 (55)	I3-I4: 34.15 (25)	I4-I5: 12.86 (21)	I5-Fin: 18.41 (16)	0.56	0.46	2.12	2.92	3.17	3.39	97.75	Sp1: 104.80 (13)	Sp2: 63.10 (57)	Sp3: 100.00 (51)	Sp4: 139.29 (29)	Avg.: 103.80
28	39	THANEI Stefan	ITA	Int1: 47.72 (17)	Int2: 1:04.52 (18)	Int3: 1:29.08 (20)	Int4: 2:03.55 (26)	Int5: 2:16.73 (27)	Fin: 2:35.47 (28)	I1-I2: 16.80 (17)	I2-I3: 24.56 (31)	I3-I4: 34.47 (42)	I4-I5: 13.18 (41)	I5-Fin: 18.74 (24)	1.03	0.89	1.25	2.37	2.94	3.49	100.57	Sp1: 100.60 (46)	Sp2: 81.70 (3)	Sp3: 102.56 (32)	Sp4: 137.51 (50)	Avg.: 103.74
29	45	SPORN Andrej	SLO	Int1: 47.76 (20)	Int2: 1:05.00 (32)	Int3: 1:29.27 (26)	Int4: 2:03.66 (29)	Int5: 2:16.74 (28)	Fin: 2:35.55 (29)	I1-I2: 17.24 (41)	I2-I3: 24.27 (12)	I3-I4: 34.39 (39)	I4-I5: 13.08 (32)	I5-Fin: 18.81 (31)	1.07	1.37	1.44	2.48	2.95	3.57	102.82	Sp1: 105.10 (10)	Sp2: 76.80 (43)	Sp3: 102.56 (32)	Sp4: 140.99 (9)	Avg.: 103.68
30	54	WEIBRECHT Andrew	USA	Int1: 48.72 (42)	Int2: 1:05.68 (39)	Int3: 1:29.73 (30)	Int4: 2:03.98 (30)	Int5: 2:17.09 (30)	Fin: 2:35.97 (30)	I1-I2: 16.96 (25)	I2-I3: 24.05 (2)	I3-I4: 34.25 (30)	I4-I5: 13.11 (35)	I5-Fin: 18.88 (40)	2.03	2.05	1.90	2.80	3.30	3.99	114.61	Sp1: 105.20 (8)	Sp2: 78.60 (28)	Sp3: 103.15 (21)	Sp4: 138.76 (36)	Avg.: 103.40
31	58	STRODL Andreas	GER	Int1: 48.47 (39)	Int2: 1:05.60 (38)	Int3: 1:30.00 (35)	Int4: 2:04.30 (32)	Int5: 2:17.26 (32)	Fin: 2:35.98 (31)	I1-I2: 17.13 (32)	I2-I3: 24.40 (19)	I3-I4: 34.30 (32)	I4-I5: 12.96 (27)	I5-Fin: 18.72 (22)	1.78	1.97	2.17	3.12	3.47	4.00	114.89	Sp1: 101.60 (37)	Sp2: 81.50 (4)	Sp3: 103.74 (14)	Sp4: 138.94 (32)	Avg.: 103.40
32	28	BERTRAND Yannick	FRA	Int1: 48.21 (35)	Int2: 1:05.18 (34)	Int3: 1:29.90 (32)	Int4: 2:04.36 (33)	Int5: 2:17.23 (31)	Fin: 2:36.06 (32)	I1-I2: 16.97 (26)	I2-I3: 24.72 (38)	I3-I4: 34.46 (41)	I4-I5: 12.87 (22)	I5-Fin: 18.83 (36)	1.52	1.55	2.07	3.18	3.44	4.08	117.12	Sp1: 99.70 (49)	Sp2: 78.20 (35)	Sp3: 102.41 (36)	Sp4: 138.94 (33)	Avg.: 103.34
33	57	HELIE Louis-Pierre	CAN	Int1: 48.09 (33)	Int2: 1:05.73 (40)	Int3: 1:30.53 (40)	Int4: 2:04.68 (37)	Int5: 2:17.40 (33)	Fin: 2:36.32 (33)	I1-I2: 17.64 (51)	I2-I3: 24.80 (40)	I3-I4: 34.15 (25)	I4-I5: 12.72 (13)	I5-Fin: 18.92 (42)	1.40	2.10	2.70	3.50	3.61	4.34	124.38	Sp1: 101.70 (35)	Sp2: 76.30 (46)	Sp3: 102.85 (28)	Sp4: 140.71 (13)	Avg.: 103.17
33	42	STAUDACHER Patrick	ITA	Int1: 48.29 (36)	Int2: 1:05.48 (36)	Int3: 1:30.15 (37)	Int4: 2:04.42 (34)	Int5: 2:17.58 (35)	Fin: 2:36.32 (33)	I1-I2: 17.19 (36)	I2-I3: 24.67 (35)	I3-I4: 34.27 (31)	I4-I5: 13.16 (38)	I5-Fin: 18.74 (24)	1.60	1.85	2.32	3.24	3.79	4.34	124.38	Sp1: 101.00 (43)	Sp2: 77.40 (38)	Sp3: 102.71 (30)	Sp4: 136.90 (51)	Avg.: 103.17

Number of Competitors: 57

Rank	Bib	Name	Nation	Positions			Partials			Difference		Speed															
				Pos.	Time	Rank	Pos.	Time	Rank	Time	Dist(m)	Pos.	km/h	Rank													
35	61	FRANCIS Kevin	USA	Int1: 48.64 (40)	Int2: 1:05.86 (41)	Int3: 1:30.33 (38)	Int4: 2:04.71 (38)	Int5: 2:17.63 (36)	Fin: 2:36.48 (35)	I1-I2: 17.22 (40)	I2-I3: 24.47 (23)	I3-I4: 34.38 (37)	I4-I5: 12.92 (25)	I5-Fin: 18.85 (37)	1.95	2.23	2.50	3.53	3.84	4.50	128.83	Sp1: 103.30 (15)	Sp2: 79.00 (22)	Sp3: 101.55 (44)	Sp4: 138.84 (35)	Avg.: 103.07	
35	41	PERKO Rok	SLO	Int1: 47.51 (11)	Int2: 1:04.93 (29)	Int3: 1:29.84 (31)	Int4: 2:04.51 (36)	Int5: 2:17.49 (34)	Fin: 2:36.48 (35)	I1-I2: 17.42 (48)	I2-I3: 24.91 (42)	I3-I4: 34.67 (44)	I4-I5: 12.98 (28)	I5-Fin: 18.99 (47)	0.82	1.30	2.01	3.33	3.70	4.50	128.83	Avg.: 103.07	Sp1: 114.80 (4)	Sp2: 74.80 (50)	Sp3: 103.00 (25)	Sp4: 139.62 (28)	Avg.: 103.07
37	25	OLSSON Hans	SWE	Int1: 48.07 (32)	Int2: 1:04.94 (31)	Int3: 1:29.97 (34)	Int4: 2:04.42 (34)	Int5: 2:17.90 (37)	Fin: 2:36.54 (37)	I1-I2: 16.87 (21)	I2-I3: 25.03 (46)	I3-I4: 34.45 (40)	I4-I5: 13.48 (53)	I5-Fin: 18.64 (20)	1.38	1.31	2.14	3.24	4.11	4.56	130.50	Avg.: 103.03	Sp1: 97.60 (56)	Sp2: 78.80 (23)	Sp3: 101.69 (42)	Sp4: 140.03 (25)	Avg.: 103.03
38	11	HEEL Werner	ITA	Int1: 47.51 (11)	Int2: 1:04.12 (7)	Int3: 1:28.17 (4)	Int4: 2:01.73 (4)	Int5: 2:18.06 (38)	Fin: 2:36.94 (38)	I1-I2: 16.61 (7)	I2-I3: 24.05 (2)	I3-I4: 33.56 (5)	I4-I5: 16.33 (57)	I5-Fin: 18.88 (40)	0.82	0.49	0.34	0.55	4.27	4.96	141.59	Avg.: 102.77	Sp1: 103.30 (15)	Sp2: 80.40 (12)	Sp3: 105.57 (2)	Sp4: 143.10 (2)	Avg.: 102.77
39	46	GRUENENFELDER Tobias	SUI	Int1: 47.99 (30)	Int2: 1:05.12 (33)	Int3: 1:30.09 (36)	Int4: 2:04.83 (39)	Int5: 2:18.28 (39)	Fin: 2:37.24 (39)	I1-I2: 17.13 (32)	I2-I3: 24.97 (45)	I3-I4: 34.74 (46)	I4-I5: 13.45 (52)	I5-Fin: 18.96 (46)	1.30	1.49	2.26	3.65	4.49	5.26	149.87	Avg.: 102.57	Sp1: 104.90 (12)	Sp2: 78.40 (29)	Sp3: 99.03 (54)	Sp4: 137.51 (49)	Avg.: 102.57
40	50	ZRNCIC-DIM Natko	CRO	Int1: 49.12 (48)	Int2: 1:06.32 (45)	Int3: 1:30.94 (43)	Int4: 2:05.62 (45)	Int5: 2:18.73 (44)	Fin: 2:37.27 (40)	I1-I2: 17.20 (38)	I2-I3: 24.62 (34)	I3-I4: 34.68 (45)	I4-I5: 13.11 (35)	I5-Fin: 18.54 (17)	2.43	2.69	3.11	4.44	4.94	5.29	150.69	Avg.: 102.55	Sp1: 98.50 (54)	Sp2: 79.10 (21)	Sp3: 102.12 (38)	Sp4: 138.50 (42)	Avg.: 102.55
41	56	KLOTZ Siegmard	ITA	Int1: 49.02 (46)	Int2: 1:06.30 (44)	Int3: 1:30.91 (42)	Int4: 2:05.26 (43)	Int5: 2:18.55 (42)	Fin: 2:37.36 (41)	I1-I2: 17.28 (44)	I2-I3: 24.61 (33)	I3-I4: 34.35 (34)	I4-I5: 13.29 (43)	I5-Fin: 18.81 (31)	2.33	2.67	3.08	4.08	4.76	5.38	153.17	Avg.: 102.49	Sp1: 101.90 (29)	Sp2: 77.20 (40)	Sp3: 101.83 (40)	Sp4: 138.46 (43)	Avg.: 102.49
42	53	PARIS Dominik	ITA	Int1: 48.92 (44)	Int2: 1:06.58 (48)	Int3: 1:31.14 (44)	Int4: 2:05.19 (42)	Int5: 2:18.50 (41)	Fin: 2:37.42 (42)	I1-I2: 17.66 (53)	I2-I3: 24.56 (31)	I3-I4: 34.05 (23)	I4-I5: 13.31 (46)	I5-Fin: 18.92 (42)	2.23	2.95	3.31	4.01	4.71	5.44	154.82	Avg.: 102.45	Sp1: 101.90 (29)	Sp2: 77.40 (38)	Sp3: 102.56 (32)	Sp4: 138.51 (41)	Avg.: 102.45
43	51	STRODL Peter	GER	Int1: 48.32 (37)	Int2: 1:05.46 (35)	Int3: 1:30.35 (39)	Int4: 2:05.10 (41)	Int5: 2:18.42 (40)	Fin: 2:37.44 (43)	I1-I2: 17.14 (34)	I2-I3: 24.89 (41)	I3-I4: 34.75 (47)	I4-I5: 13.32 (47)	I5-Fin: 19.02 (49)	1.63	1.83	2.52	3.92	4.63	5.46	155.37	Avg.: 102.44	Sp1: 100.90 (45)	Sp2: 76.80 (43)	Sp3: 100.55 (50)	Sp4: 135.24 (55)	Avg.: 102.44

5th MEN'S DOWNHILL
PERFORMANCE ANALYSIS 1

SAT 17 JAN 2009

Number of Competitors: 57

Rank	Bib	Name	Nation	Positions			Partials			Difference		Speed	
				Pos.	Time	Rank	Pos.	Time	Rank	Time	Dist(m)	Pos.	km/h
44	49	KUENG Patrick	SUI	Int1: 48.95 (45)			I1-I2: 17.28 (44)			2.26		Sp1: 98.60 (53)	
				Int2: 1:06.23 (43)			I2-I3: 24.92 (43)			2.60		Sp2: 77.80 (37)	
				Int3: 1:31.15 (45)			I3-I4: 34.24 (29)			3.32		Sp3: 103.15 (21)	
				Int4: 2:05.39 (44)			I4-I5: 13.29 (43)			4.21		Sp4: 138.86 (34)	
				Int5: 2:18.68 (43)			I5-Fin: 18.79 (29)			4.89			
				Fin: 2:37.47 (44)						5.49	156.19	Avg.: 102.42	
45	63	RAINER Niklas	SWE	Int1: 49.73 (54)			I1-I2: 16.92 (24)			3.04		Sp1: 103.00 (19)	
				Int2: 1:06.65 (50)			I2-I3: 24.70 (37)			3.02		Sp2: 79.60 (16)	
				Int3: 1:31.35 (46)			I3-I4: 35.06 (53)			3.52		Sp3: 101.83 (40)	
				Int4: 2:06.41 (47)			I4-I5: 13.13 (37)			5.23		Sp4: 135.54 (54)	
				Int5: 2:19.54 (47)			I5-Fin: 18.81 (31)			5.75			
				Fin: 2:38.35 (45)						6.37	180.22	Avg.: 101.85	
46	59	PUCHNER Joachim	AUT	Int1: 48.72 (42)			I1-I2: 17.82 (55)			2.03		Sp1: 112.90 (6)	
				Int2: 1:06.54 (46)			I2-I3: 25.07 (48)			2.91		Sp2: 75.40 (49)	
				Int3: 1:31.61 (48)			I3-I4: 34.83 (49)			3.78		Sp3: 101.55 (44)	
				Int4: 2:06.44 (48)			I4-I5: 13.10 (33)			5.26		Sp4: 138.70 (39)	
				Int5: 2:19.54 (47)			I5-Fin: 18.82 (34)			5.75			
				Fin: 2:38.36 (46)						6.38	180.49	Avg.: 101.84	
47	37	FAYED Guillermo	FRA	Int1: 48.43 (38)			I1-I2: 17.09 (31)			1.74		Sp1: 98.30 (55)	
				Int2: 1:05.52 (37)			I2-I3: 25.09 (49)			1.89		Sp2: 79.20 (19)	
				Int3: 1:30.61 (41)			I3-I4: 34.38 (37)			2.78		Sp3: 103.74 (14)	
				Int4: 2:04.99 (40)			I4-I5: 13.76 (55)			3.81		Sp4: 138.35 (45)	
				Int5: 2:18.75 (45)			I5-Fin: 19.64 (54)			4.96			
				Fin: 2:38.39 (47)						6.41	181.30	Avg.: 101.82	
48	36	STRUGER Peter	AUT	Int1: 49.20 (50)			I1-I2: 17.40 (47)			2.51		Sp1: 99.70 (49)	
				Int2: 1:06.60 (49)			I2-I3: 24.76 (39)			2.97		Sp2: 78.30 (31)	
				Int3: 1:31.36 (47)			I3-I4: 34.49 (43)			3.53		Sp3: 100.98 (48)	
				Int4: 2:05.85 (46)			I4-I5: 13.34 (48)			4.67		Sp4: 138.75 (37)	
				Int5: 2:19.19 (46)			I5-Fin: 19.64 (54)			5.40			
				Fin: 2:38.83 (48)						6.85	193.21	Avg.: 101.54	
49	43	TRANSUE Jeremy	USA	Int1: 49.17 (49)			I1-I2: 17.38 (46)			2.48		Sp1: 101.40 (38)	
				Int2: 1:06.55 (47)			I2-I3: 25.10 (50)			2.92		Sp2: 76.40 (45)	
				Int3: 1:31.65 (49)			I3-I4: 35.19 (55)			3.82		Sp3: 101.55 (44)	
				Int4: 2:06.84 (50)			I4-I5: 13.23 (42)			5.66		Sp4: 137.83 (47)	
				Int5: 2:20.07 (50)			I5-Fin: 18.93 (44)			6.28			
				Fin: 2:39.00 (49)						7.02	197.80	Avg.: 101.43	
50	21	KROELL Klaus	AUT	Int1: 52.65 (57)			I1-I2: 17.19 (36)			5.96		Sp1: 102.30 (23)	
				Int2: 1:09.84 (57)			I2-I3: 24.48 (26)			6.21		Sp2: 78.40 (29)	
				Int3: 1:34.32 (55)			I3-I4: 33.91 (18)			6.49		Sp3: 103.89 (12)	
				Int4: 2:08.23 (55)			I4-I5: 12.72 (13)			7.05		Sp4: 140.63 (15)	
				Int5: 2:20.95 (55)			I5-Fin: 18.38 (14)			7.16			
				Fin: 2:39.33 (50)						7.35	206.67	Avg.: 101.22	
51	64	NELLA Tyler	CAN	Int1: 49.39 (51)			I1-I2: 17.50 (49)			2.70		Sp1: 102.70 (20)	
				Int2: 1:06.89 (53)			I2-I3: 25.36 (52)			3.26		Sp2: 73.70 (53)	
				Int3: 1:32.25 (53)			I3-I4: 34.96 (52)			4.42		Sp3: 100.84 (49)	
				Int4: 2:07.21 (53)			I4-I5: 12.98 (28)			6.03		Sp4: 138.38 (44)	
				Int5: 2:20.19 (51)			I5-Fin: 19.37 (51)			6.40			
				Fin: 2:39.56 (51)						7.58	212.83	Avg.: 101.08	
52	38	STECHERT Tobias	GER	Int1: 48.64 (40)			I1-I2: 17.53 (50)			1.95		Sp1: 101.70 (35)	
				Int2: 1:06.17 (42)			I2-I3: 25.80 (54)			2.54		Sp2: 67.60 (56)	
				Int3: 1:31.97 (51)			I3-I4: 35.07 (54)			4.14		Sp3: 99.58 (53)	
				Int4: 2:07.04 (51)			I4-I5: 13.30 (45)			5.86		Sp4: 140.38 (20)	
				Int5: 2:20.34 (52)			I5-Fin: 19.26 (50)			6.55			
				Fin: 2:39.60 (52)						7.62	213.89	Avg.: 101.05	

Number of Competitors: 57

Rank	Bib	Name	Nation	Positions			Partials			Difference		Speed		
				Pos.	Time	Rank	Pos.	Time	Rank	Time	Dist(m)	Pos.	km/h	Rank
53	48	ZAHROBSKY Petr	CZE	Int1:	49.06	(47)	I1-I2:	17.64	(51)	2.37		Sp1:	100.30	(48)
				Int2:	1:06.70	(51)	I2-I3:	25.06	(47)	3.07		Sp2:	75.50	(48)
				Int3:	1:31.76	(50)	I3-I4:	34.82	(48)	3.93		Sp3:	102.56	(32)
				Int4:	2:06.58	(49)	I4-I5:	13.36	(50)	5.40		Sp4:	140.75	(12)
				Int5:	2:19.94	(49)	I5-Fin:	19.71	(57)	6.15				
				Fin:	2:39.65	(53)				7.67	215.23	Avg.:	101.02	
54	62	KRIZAJ Andrej	SLO	Int1:	49.58	(53)	I1-I2:	17.70	(54)	2.89		Sp1:	100.40	(47)
				Int2:	1:07.28	(54)	I2-I3:	25.34	(51)	3.65		Sp2:	74.80	(50)
				Int3:	1:32.62	(54)	I3-I4:	34.90	(50)	4.79		Sp3:	99.03	(54)
				Int4:	2:07.52	(54)	I4-I5:	13.38	(51)	6.34		Sp4:	135.61	(53)
				Int5:	2:20.90	(54)	I5-Fin:	18.93	(44)	7.11				
				Fin:	2:39.83	(54)				7.85	220.03	Avg.:	100.91	
55	65	DRAKE Edward	GBR	Int1:	49.49	(52)	I1-I2:	17.27	(42)	2.80		Sp1:	120.00	(1)
				Int2:	1:06.76	(52)	I2-I3:	25.48	(53)	3.13		Sp2:	74.10	(52)
				Int3:	1:32.24	(52)	I3-I4:	34.95	(51)	4.41		Sp3:	100.00	(51)
				Int4:	2:07.19	(52)	I4-I5:	13.35	(49)	6.01		Sp4:	137.86	(46)
				Int5:	2:20.54	(53)	I5-Fin:	19.38	(52)	6.75				
				Fin:	2:39.92	(55)				7.94	222.43	Avg.:	100.85	
56	66	SIROKI Tin	CRO	Int1:	49.95	(55)	I1-I2:	18.36	(57)	3.26		Sp1:	99.30	(52)
				Int2:	1:08.31	(55)	I2-I3:	26.01	(56)	4.68		Sp2:	68.20	(55)
				Int3:	1:34.32	(55)	I3-I4:	35.69	(56)	6.49		Sp3:	97.56	(56)
				Int4:	2:10.01	(56)	I4-I5:	13.80	(56)	8.83		Sp4:	136.25	(52)
				Int5:	2:23.81	(56)	I5-Fin:	19.63	(53)	10.02				
				Fin:	2:43.44	(56)				11.46	314.13	Avg.:	98.68	
57	67	VAN BUYNDER Frederik	BEL	Int1:	51.29	(56)	I1-I2:	18.29	(56)	4.60		Sp1:	93.70	(57)
				Int2:	1:09.58	(56)	I2-I3:	26.40	(57)	5.95		Sp2:	72.10	(54)
				Int3:	1:35.98	(57)	I3-I4:	36.07	(57)	8.15		Sp3:	97.16	(57)
				Int4:	2:12.05	(57)	I4-I5:	13.74	(54)	10.87		Sp4:	131.90	(56)
				Int5:	2:25.79	(57)	I5-Fin:	19.64	(54)	12.00				
				Fin:	2:45.43	(57)				13.45	364.24	Avg.:	97.49	

LEGEND

Pos Intermediate or Speed Position **Int2:** Intermediate 2 **Int5:** Intermediate 5 **Sp3:** Speed Trap 3
Avg. Average Speed for the race **Int3:** Intermediate 3 **Sp1:** Speed Trap 1 **Sp4:** Speed Trap 4
Dist(m) Distance behind the first **Int4:** Intermediate 4 **Sp2:** Speed Trap 2 **Fin:** Finish
Int1: Intermediate 1

**Wengen**

JUNGFRAUJOCH



SWISSSKI

16.–18. JANUAR 2009



swisscom

SRG SSR idée suisse



helvetia

OCHSNER
SPORT

RE/MAX

infront
SPORTS & MEDIA

AUDI FIS SKI WORLD CUP 2008/09



Wengen (SUI)




5th MEN'S DOWNHILL

SAT 17 JAN 2009

PERFORMANCE ANALYSIS 2

Number of Competitors: 67

Bib	Name	Nation	Positions			Partials			Difference		Speed		
			Pos.	Time	Rank	Pos.	Time	Rank	Time	Dist(m)	Pos.	km/h	Rank
1	BAUMANN Romed	AUT	Int1:	48.06	(34)	11-12:	16.62	(8)	1.37		Sp1:	102.20	(30)
			Int2:	1:04.68	(24)	12-13:	24.54	(32)	1.05		Sp2:	78.30	(34)
			Int3:	1:29.22	(26)	13-14:	33.97	(22)	1.39		Sp3:	102.85	(32)
			Int4:	2:03.19	(24)	14-15:	12.57	(5)	2.01		Sp4:	141.70	(7)
			Int5:	2:15.76	(18)	15-Fin:	18.85	(37)	1.97				
			Fin:	2:34.61	(20)				2.63	76.21	Avg.:	104.31	
2	HUDEEC Jan	CAN	Int1:	46.95	(2)	11-12:	17.27	(45)	0.26		Sp1:	105.10	(13)
			Int2:	1:04.22	(10)	12-13:	23.91	(1)	0.59		Sp2:	81.00	(8)
			Int3:	1:28.13	(3)	13-14:	33.63	(7)	0.30		Sp3:	105.26	(3)
			Int4:	2:01.76	(5)	14-15:	12.75	(19)	0.58		Sp4:	140.81	(12)
			Int5:	2:14.51	(7)	15-Fin:	18.72	(22)	0.72				
			Fin:	2:33.23	(8)				1.25	36.55	Avg.:	105.25	
3	THEAUX Adrien	FRA	Int1:	47.63	(15)	11-12:	16.59	(3)	0.94		Sp1:	101.20	(46)
			Int2:	1:04.22	(10)	12-13:	24.44	(26)	0.59		Sp2:	78.70	(28)
			Int3:	1:28.66	(15)	13-14:	33.70	(9)	0.83		Sp3:	104.49	(9)
			Int4:	2:02.36	(10)	14-15:	12.72	(14)	1.18		Sp4:	142.62	(3)
			Int5:	2:15.08	(10)	15-Fin:	18.57	(19)	1.29				
			Fin:	2:33.65	(11)				1.67	48.69	Avg.:	104.97	
4	POISSON David	FRA	Int1:	47.48	(11)	11-12:	16.77	(15)	0.79		Sp1:	102.30	(26)
			Int2:	1:04.25	(12)	12-13:	24.35	(20)	0.62		Sp2:	78.30	(34)
			Int3:	1:28.60	(12)	13-14:	33.87	(16)	0.77		Sp3:	103.59	(22)
			Int4:	2:02.47	(13)	14-15:	12.69	(13)	1.29		Sp4:	140.21	(24)
			Int5:	2:15.16	(12)	15-Fin:	18.85	(37)	1.37				
			Fin:	2:34.01	(16)				2.03	59.05	Avg.:	104.72	
5	STREITBERGER Georg	AUT	Int1:	47.73	(20)	11-12:	16.71	(12)	1.04		Sp1:	101.10	(47)
			Int2:	1:04.44	(15)	12-13:	24.54	(32)	0.81		Sp2:	78.30	(34)
			Int3:	1:28.98	(20)	13-14:	33.85	(15)	1.15		Sp3:	101.55	(49)
			Int4:	2:02.83	(17)	14-15:	12.92	(26)	1.65		Sp4:	140.17	(25)
			Int5:	2:15.75	(17)	15-Fin:	18.75	(27)	1.96				
			Fin:	2:34.50	(18)				2.52	73.07	Avg.:	104.39	
6	GRUBER Christoph	AUT	Int1:	47.89	(30)	11-12:	16.82	(20)	1.20		Sp1:	99.40	(57)
			Int2:	1:04.71	(25)	12-13:	24.92	(47)	1.08		Sp2:	76.20	(51)
			Int3:	1:29.63	(31)	13-14:	33.93	(20)	1.80		Sp3:	101.69	(47)
			Int4:	2:03.56	(29)	14-15:	12.84	(21)	2.38		Sp4:	140.76	(13)
			Int5:	2:16.40	(24)	15-Fin:	18.16	(3)	2.61				
			Fin:	2:34.56	(19)				2.58	74.78	Avg.:	104.35	
7	MACARTNEY Scott	USA	Int1:			11-12:					Sp1:		
			Int2:			12-13:					Sp2:		
			Int3:			13-14:					Sp3:		
			Int4:			14-15:					Sp4:		
			Int5:			15-Fin:							
			Fin:	DNF							Avg.:		



5th MEN'S DOWNHILL
PERFORMANCE ANALYSIS 2

SAT 17 JAN 2009

Number of Competitors: 67

Bib	Name	Nation	Positions			Partials			Difference		Speed															
			Pos.	Time	Rank	Pos.	Time	Rank	Time	Dist(m)	Pos.	km/h	Rank													
8	BUECHEL Marco	LIE	Int1: 47.38 (8)	Int2: 1:04.09 (5)	Int3: 1:28.50 (9)	Int4: 2:02.32 (9)	Int5: 2:15.05 (8)	Fin: 2:33.11 (6)	I1-I2: 16.71 (12)	I2-I3: 24.41 (23)	I3-I4: 33.82 (11)	I4-I5: 12.73 (17)	I5-Fin: 18.06 (1)	0.69	0.46	0.67	1.14	1.26	1.13	33.06	Sp1: 101.80 (37)	Sp2: 79.30 (21)	Sp3: 104.80 (7)	Sp4: 140.57 (19)	Avg.: 105.34	
9	OSBORNE-PARADIS Manuel	CAN	Int1: 47.29 (7)	Int2: 1:04.49 (18)	Int3: 1:28.57 (11)	Int4: 2:01.82 (6)	Int5: 2:14.32 (4)	Fin: 2:32.63 (5)	I1-I2: 17.20 (41)	I2-I3: 24.08 (5)	I3-I4: 33.25 (1)	I4-I5: 12.50 (2)	I5-Fin: 18.31 (13)	0.60	0.86	0.74	0.64	0.53	0.65	19.08	Sp1: 103.70 (17)	Sp2: 78.70 (28)	Sp3: 105.72 (1)	Sp4: 141.07 (10)	Avg.: 105.67	
10	SULLIVAN Marco	USA	Int1: 46.69 (1)	Int2: 1:03.74 (2)	Int3: 1:28.21 (6)	Int4: 2:01.66 (3)	Int5: 2:14.13 (3)	Fin: 2:32.37 (3)	I1-I2: 17.05 (33)	I2-I3: 24.47 (27)	I3-I4: 33.45 (4)	I4-I5: 12.47 (1)	I5-Fin: 18.24 (8)	0.00	0.11	0.38	0.48	0.34	0.39	11.47	Sp1: 101.30 (44)	Sp2: 78.10 (39)	Sp3: 103.15 (25)	Sp4: 142.15 (5)	Avg.: 105.85	
11	HEEL Werner	ITA	Int1: 47.51 (12)	Int2: 1:04.12 (7)	Int3: 1:28.17 (4)	Int4: 2:01.73 (4)	Int5: 2:18.06 (41)	Fin: 2:36.94 (38)	I1-I2: 16.61 (7)	I2-I3: 24.05 (2)	I3-I4: 33.56 (5)	I4-I5: 16.33 (61)	I5-Fin: 18.88 (40)	0.82	0.49	0.34	0.55	4.27	4.96	141.59	Sp1: 103.30 (18)	Sp2: 80.40 (13)	Sp3: 105.57 (2)	Sp4: 143.10 (2)	Avg.: 102.77	
12	INNERHOFER Christof	ITA	Int1: 47.51 (12)	Int2: 1:04.19 (9)	Int3: 1:28.53 (10)	Int4: 2:02.49 (14)	Int5: 2:15.05 (8)	Fin: 2:33.21 (7)	I1-I2: 16.68 (10)	I2-I3: 24.34 (19)	I3-I4: 33.96 (21)	I4-I5: 12.56 (4)	I5-Fin: 18.16 (3)	0.82	0.56	0.70	1.31	1.26	1.23	35.97	Sp1: 101.00 (48)	Sp2: 80.90 (9)	Sp3: 103.00 (29)	Sp4: 140.25 (23)	Avg.: 105.27	
13	HOFFMANN Ambrosi	SUI	Int1: 47.47 (9)	Int2: 1:04.07 (4)	Int3: 1:28.18 (5)	Int4: 2:01.84 (7)	Int5: 2:14.42 (5)	Fin: 2:32.56 (4)	I1-I2: 16.60 (5)	I2-I3: 24.11 (6)	I3-I4: 33.66 (8)	I4-I5: 12.58 (6)	I5-Fin: 18.14 (2)	0.78	0.44	0.35	0.66	0.63	0.58	17.03	Sp1: 101.80 (37)	Sp2: 80.90 (9)	Sp3: 104.34 (11)	Sp4: 141.81 (6)	Avg.: 105.72	
14	JERMAN Andrej	SLO	Int1: 47.85 (26)	Int2: 1:04.57 (21)	Int3: 1:29.11 (23)	Int4: 2:03.14 (22)	Int5: 2:15.78 (19)	Fin: 2:34.06 (17)	I1-I2: 16.72 (14)	I2-I3: 24.54 (32)	I3-I4: 34.03 (23)	I4-I5: 12.64 (11)	I5-Fin: 18.28 (12)	1.16	0.94	1.28	1.96	1.99	2.08	60.49	Sp1: 101.30 (44)	Sp2: 79.20 (22)	Sp3: 104.04 (12)	Sp4: 139.94 (28)	Avg.: 104.69	
15	DEFAGO Didier	SUI	Int1: 47.03 (3)	Int2: 1:03.63 (1)	Int3: 1:27.83 (1)	Int4: 2:01.18 (1)	Int5: 2:13.79 (1)	Fin: 2:31.98 (1)	I1-I2: 16.60 (5)	I2-I3: 24.20 (13)	I3-I4: 33.35 (2)	I4-I5: 12.61 (8)	I5-Fin: 18.19 (6)	0.34	0.00	0.00	0.00	0.00	0.00	0.00	0.00	Sp1: 102.10 (31)	Sp2: 80.60 (12)	Sp3: 105.26 (3)	Sp4: 143.55 (1)	Avg.: 106.12
16	MILLER Bode	USA	Int1: 47.17 (5)	Int2: 1:03.86 (3)	Int3: 1:28.03 (2)	Int4: 2:01.43 (2)	Int5: 2:14.02 (2)	Fin: 2:32.18 (2)	I1-I2: 16.69 (11)	I2-I3: 24.17 (9)	I3-I4: 33.40 (3)	I4-I5: 12.59 (7)	I5-Fin: 18.16 (3)	0.48	0.23	0.20	0.25	0.23	0.20	5.89	Sp1: 102.30 (26)	Sp2: 80.40 (13)	Sp3: 104.04 (12)	Sp4: 139.18 (34)	Avg.: 105.98	

5th MEN'S DOWNHILL
PERFORMANCE ANALYSIS 2

SAT 17 JAN 2009

Number of Competitors: 67

Bib	Name	Nation	Positions			Partials			Difference		Speed															
			Pos.	Time	Rank	Pos.	Time	Rank	Time	Dist(m)	Pos.	km/h	Rank													
17	FILL Peter	ITA	Int1: 47.65 (18)	Int2: 1:04.13 (8)	Int3: 1:28.30 (7)	Int4: 2:01.88 (8)	Int5: 2:14.50 (6)	Fin: 2:33.24 (9)	I1-I2: 16.48 (2)	I2-I3: 24.17 (9)	I3-I4: 33.58 (6)	I4-I5: 12.62 (9)	I5-Fin: 18.74 (24)	0.96	0.50	0.47	0.70	0.71	1.26	36.84	Sp1: 102.30 (26)	Sp2: 82.10 (1)	Sp3: 105.26 (3)	Sp4: 140.16 (26)	Avg.: 105.25	
18	CUCHE Didier	SUI	Int1: 47.77 (24)	Int2: 1:04.57 (21)	Int3: 1:28.64 (14)	Int4: 2:02.41 (11)	Int5: 2:15.15 (11)	Fin: 2:33.34 (10)	I1-I2: 16.80 (18)	I2-I3: 24.07 (4)	I3-I4: 33.77 (10)	I4-I5: 12.74 (18)	I5-Fin: 18.19 (6)	1.08	0.94	0.81	1.23	1.36	1.36	39.73	Sp1: 103.30 (18)	Sp2: 80.80 (11)	Sp3: 103.74 (18)	Sp4: 138.72 (42)	Avg.: 105.18	
19	GUAY Erik	CAN	Int1: 47.16 (4)	Int2: 1:04.45 (17)	Int3: 1:28.62 (13)	Int4: 2:02.44 (12)	Int5: DNF	Fin: DNF	I1-I2: 17.29 (49)	I2-I3: 24.17 (9)	I3-I4: 33.82 (11)	I4-I5: DNF	I5-Fin: DNF	0.47	0.82	0.79	1.26					Sp1: 105.40 (10)	Sp2: 78.00 (40)	Sp3: 104.49 (9)	Sp4: 141.55 (8)	Avg.: DNF
20	WALCHHOFER Michael	AUT	Int1: 47.25 (6)	Int2: 1:04.09 (5)	Int3: 1:29.95 (37)	Int4: 2:04.10 (35)	Int5: 2:16.96 (31)	Fin: 2:35.37 (26)	I1-I2: 16.84 (21)	I2-I3: 25.86 (61)	I3-I4: 34.15 (27)	I4-I5: 12.86 (22)	I5-Fin: 18.41 (16)	0.56	0.46	2.12	2.92	3.17	3.39	97.75	Sp1: 104.80 (16)	Sp2: 63.10 (63)	Sp3: 100.00 (57)	Sp4: 139.29 (32)	Avg.: 103.80	
21	KROELL Klaus	AUT	Int1: 52.65 (63)	Int2: 1:09.84 (63)	Int3: 1:34.32 (61)	Int4: 2:08.23 (60)	Int5: 2:20.95 (59)	Fin: 2:39.33 (50)	I1-I2: 17.19 (39)	I2-I3: 24.48 (30)	I3-I4: 33.91 (19)	I4-I5: 12.72 (14)	I5-Fin: 18.38 (14)	5.96	6.21	6.49	7.05	7.16	7.35	206.67	Sp1: 102.30 (26)	Sp2: 78.40 (32)	Sp3: 103.89 (14)	Sp4: 140.63 (17)	Avg.: 101.22	
22	SVINDAL Aksel Lund	NOR	Int1: 48.10 (37)	Int2: 1:04.73 (26)	Int3: 1:29.06 (21)	Int4: 2:02.96 (18)	Int5: 2:15.62 (15)	Fin: 2:33.89 (15)	I1-I2: 16.63 (9)	I2-I3: 24.33 (18)	I3-I4: 33.90 (18)	I4-I5: 12.66 (12)	I5-Fin: 18.27 (10)	1.41	1.10	1.23	1.78	1.83	1.91	55.60	Sp1: 101.90 (34)	Sp2: 80.40 (13)	Sp3: 103.15 (25)	Sp4: 139.65 (29)	Avg.: 104.80	
23	KUCERA John	CAN	Int1: 47.76 (22)	Int2: 1:04.80 (28)	Int3: 1:29.28 (29)	Int4: 2:03.11 (21)	Int5: 2:15.62 (15)	Fin: 2:33.86 (14)	I1-I2: 17.04 (32)	I2-I3: 24.48 (30)	I3-I4: 33.83 (13)	I4-I5: 12.51 (3)	I5-Fin: 18.24 (8)	1.07	1.17	1.45	1.93	1.83	1.88	54.74	Sp1: 114.70 (5)	Sp2: 77.00 (46)	Sp3: 102.71 (34)	Sp4: 140.60 (18)	Avg.: 104.82	
24	JANKA Carlo	SUI	Int1: 47.85 (26)	Int2: 1:04.44 (15)	Int3: 1:28.71 (16)	Int4: 2:02.59 (15)	Int5: 2:15.48 (14)	Fin: 2:33.75 (12)	I1-I2: 16.59 (3)	I2-I3: 24.27 (15)	I3-I4: 33.88 (17)	I4-I5: 12.89 (25)	I5-Fin: 18.27 (10)	1.16	0.81	0.88	1.41	1.69	1.77	51.57	Sp1: 112.90 (8)	Sp2: 82.10 (1)	Sp3: 103.89 (14)	Sp4: 140.40 (20)	Avg.: 104.90	
25	OLSSON Hans	SWE	Int1: 48.07 (35)	Int2: 1:04.94 (33)	Int3: 1:29.97 (38)	Int4: 2:04.42 (38)	Int5: 2:17.90 (40)	Fin: 2:36.54 (37)	I1-I2: 16.87 (22)	I2-I3: 25.03 (50)	I3-I4: 34.45 (45)	I4-I5: 13.48 (57)	I5-Fin: 18.64 (20)	1.38	1.31	2.14	3.24	4.11	4.56	130.50	Sp1: 97.60 (62)	Sp2: 78.80 (26)	Sp3: 101.69 (47)	Sp4: 140.03 (27)	Avg.: 103.03	

5th MEN'S DOWNHILL
PERFORMANCE ANALYSIS 2

SAT 17 JAN 2009

Number of Competitors: 67

Bib	Name	Nation	Positions			Partials			Difference		Speed															
			Pos.	Time	Rank	Pos.	Time	Rank	Time	Dist(m)	Pos.	km/h	Rank													
26	MAIER Hermann	AUT	Int1: 47.64 (17)	Int2: 1:04.55 (20)	Int3: 1:29.22 (26)	Int4: 2:03.58 (30)	Int5: 2:16.57 (26)	Fin: 2:35.37 (26)	I1-I2: 16.91 (24)	I2-I3: 24.67 (39)	I3-I4: 34.36 (39)	I4-I5: 12.99 (32)	I5-Fin: 18.80 (30)	0.95	0.92	1.39	2.40	2.78	3.39	97.75	Sp1: 101.80 (37)	Sp2: 78.80 (26)	Sp3: 102.41 (40)	Sp4: 138.67 (44)	Avg.: 103.80	
27	LANNING T J	USA	Int1: 48.70 (46)	Int2: 1:05.47 (38)	Int3: 1:29.90 (35)	Int4: 2:03.95 (32)	Int5: 2:16.58 (28)	Fin: DNF	I1-I2: 16.77 (15)	I2-I3: 24.43 (25)	I3-I4: 34.05 (24)	I4-I5: 12.63 (10)	I5-Fin:	2.01	1.84	2.07	2.77	2.79				Sp1: 114.70 (5)	Sp2: 80.10 (17)	Sp3: 103.89 (14)	Sp4: 142.35 (4)	Avg.:
28	BERTRAND Yannick	FRA	Int1: 48.21 (38)	Int2: 1:05.18 (36)	Int3: 1:29.90 (35)	Int4: 2:04.36 (37)	Int5: 2:17.23 (33)	Fin: 2:36.06 (32)	I1-I2: 16.97 (29)	I2-I3: 24.72 (42)	I3-I4: 34.46 (46)	I4-I5: 12.87 (23)	I5-Fin: 18.83 (36)	1.52	1.55	2.07	3.18	3.44	4.08	117.12		Sp1: 99.70 (55)	Sp2: 78.20 (38)	Sp3: 102.41 (40)	Sp4: 138.94 (37)	Avg.: 103.34
29	NYMAN Steven	USA	Int1: 47.63 (15)	Int2: 1:04.58 (23)	Int3: 1:28.79 (18)	Int4: 2:03.06 (19)	Int5: 2:16.06 (20)	Fin: DNF	I1-I2: 16.95 (27)	I2-I3: 24.21 (14)	I3-I4: 34.27 (34)	I4-I5: 13.00 (33)	I5-Fin:	0.94	0.95	0.96	1.88	2.27				Sp1: 102.10 (31)	Sp2: 79.40 (19)	Sp3: 103.89 (14)	Sp4: 138.60 (45)	Avg.:
30	ALBRECHT Daniel	SUI	Int1: 47.87 (28)	Int2: 1:04.32 (14)	Int3: 1:28.46 (8)	Int4: 2:02.61 (16)	Int5: 2:15.40 (13)	Fin: 2:33.80 (13)	I1-I2: 16.45 (1)	I2-I3: 24.14 (7)	I3-I4: 34.15 (27)	I4-I5: 12.79 (20)	I5-Fin: 18.40 (15)	1.18	0.69	0.63	1.43	1.61	1.82	53.01		Sp1: 102.50 (25)	Sp2: 81.30 (5)	Sp3: 104.95 (6)	Sp4: 140.66 (16)	Avg.: 104.86
31	KOSTELIC Ivica	CRO	Int1: 47.91 (31)	Int2: 1:04.80 (28)	Int3: 1:28.96 (19)	Int4: 2:03.28 (25)	Int5: 2:16.45 (25)	Fin: 2:35.27 (24)	I1-I2: 16.89 (23)	I2-I3: 24.16 (8)	I3-I4: 34.32 (37)	I4-I5: 13.17 (43)	I5-Fin: 18.82 (34)	1.22	1.17	1.13	2.10	2.66	3.29	94.93		Sp1: 103.20 (21)	Sp2: 81.20 (6)	Sp3: 103.29 (24)	Sp4: 137.66 (53)	Avg.: 103.87
32	JAERBYN Patrik	SWE	Int1: 47.73 (20)	Int2: 1:04.76 (27)	Int3: 1:29.18 (24)	Int4: 2:03.28 (25)	Int5: 2:16.16 (22)	Fin: 2:34.92 (22)	I1-I2: 17.03 (31)	I2-I3: 24.42 (24)	I3-I4: 34.10 (26)	I4-I5: 12.88 (24)	I5-Fin: 18.76 (28)	1.04	1.13	1.35	2.10	2.37	2.94	85.02		Sp1: 105.20 (11)	Sp2: 77.20 (44)	Sp3: 103.00 (29)	Sp4: 139.20 (33)	Avg.: 104.11
33	ZURBRIGGEN Silvan	SUI	Int1: 47.88 (29)	Int2: 1:04.90 (30)	Int3: 1:29.18 (24)	Int4: 2:03.41 (27)	Int5: 2:16.57 (26)	Fin: 2:35.11 (23)	I1-I2: 17.02 (30)	I2-I3: 24.28 (17)	I3-I4: 34.23 (31)	I4-I5: 13.16 (41)	I5-Fin: 18.54 (17)	1.19	1.27	1.35	2.23	2.78	3.13	90.40		Sp1: 120.00 (1)	Sp2: 79.40 (19)	Sp3: 103.59 (22)	Sp4: 140.40 (21)	Avg.: 103.98
34	KEPPLER Stephan	GER	Int1: 47.79 (25)	Int2: 1:04.93 (31)	Int3: 1:29.32 (30)	Int4: 2:03.16 (23)	Int5: 2:16.26 (23)	Fin: 2:35.27 (24)	I1-I2: 17.14 (37)	I2-I3: 24.39 (21)	I3-I4: 33.84 (14)	I4-I5: 13.10 (35)	I5-Fin: 19.01 (48)	1.10	1.30	1.49	1.98	2.47	3.29	94.93		Sp1: 120.00 (1)	Sp2: 80.40 (13)	Sp3: 103.74 (18)	Sp4: 141.28 (9)	Avg.: 103.87

5th MEN'S DOWNHILL
PERFORMANCE ANALYSIS 2

SAT 17 JAN 2009

Number of Competitors: 67

Bib	Name	Nation	Positions			Partials			Difference		Speed		
			Pos.	Time	Rank	Pos.	Time	Rank	Time	Dist(m)	Pos.	km/h	Rank
35	ALSTER Christoph	AUT	Int1:			11-12:					Sp1:		
			Int2:			12-13:					Sp2:		
			Int3:			13-14:					Sp3:		
			Int4:			14-15:					Sp4:	136.55	(57)
			Int5:			15-Fin:					Avg.:		
			Fin:	DNS									
36	STRUGER Peter	AUT	Int1:	49.20	(56)	11-12:	17.40	(52)	2.51		Sp1:	99.70	(55)
			Int2:	1:06.60	(55)	12-13:	24.76	(43)	2.97		Sp2:	78.30	(34)
			Int3:	1:31.36	(53)	13-14:	34.49	(48)	3.53		Sp3:	100.98	(54)
			Int4:	2:05.85	(51)	14-15:	13.34	(51)	4.67		Sp4:	138.75	(41)
			Int5:	2:19.19	(50)	15-Fin:	19.64	(56)	5.40		Avg.:		
			Fin:	2:38.83	(48)				6.85	193.21		101.54	
37	FAYED Guillermo	FRA	Int1:	48.43	(42)	11-12:	17.09	(34)	1.74		Sp1:	98.30	(61)
			Int2:	1:05.52	(40)	12-13:	25.09	(54)	1.89		Sp2:	79.20	(22)
			Int3:	1:30.61	(45)	13-14:	34.38	(41)	2.78		Sp3:	103.74	(18)
			Int4:	2:04.99	(44)	14-15:	13.76	(59)	3.81		Sp4:	138.35	(50)
			Int5:	2:18.75	(49)	15-Fin:	19.64	(56)	4.96		Avg.:		
			Fin:	2:38.39	(47)				6.41	181.30		101.82	
38	STECHERT Tobias	GER	Int1:	48.64	(44)	11-12:	17.53	(55)	1.95		Sp1:	101.70	(40)
			Int2:	1:06.17	(48)	12-13:	25.80	(60)	2.54		Sp2:	67.60	(62)
			Int3:	1:31.97	(57)	13-14:	35.07	(59)	4.14		Sp3:	99.58	(59)
			Int4:	2:07.04	(56)	14-15:	13.30	(48)	5.86		Sp4:	140.38	(22)
			Int5:	2:20.34	(56)	15-Fin:	19.26	(51)	6.55		Avg.:		
			Fin:	2:39.60	(52)				7.62	213.89		101.05	
39	THANEI Stefan	ITA	Int1:	47.72	(19)	11-12:	16.80	(18)	1.03		Sp1:	100.60	(51)
			Int2:	1:04.52	(19)	12-13:	24.56	(35)	0.89		Sp2:	81.70	(3)
			Int3:	1:29.08	(22)	13-14:	34.47	(47)	1.25		Sp3:	102.56	(36)
			Int4:	2:03.55	(28)	14-15:	13.18	(44)	2.37		Sp4:	137.51	(55)
			Int5:	2:16.73	(29)	15-Fin:	18.74	(24)	2.94		Avg.:		
			Fin:	2:35.47	(28)				3.49	100.57		103.74	
40	DALCIN Pierre-Emmanuel	FRA	Int1:	47.47	(9)	11-12:	16.79	(17)	0.78		Sp1:	102.70	(23)
			Int2:	1:04.26	(13)	12-13:	24.47	(27)	0.63		Sp2:	78.70	(28)
			Int3:	1:28.73	(17)	13-14:	34.36	(39)	0.90		Sp3:	101.98	(43)
			Int4:	2:03.09	(20)	14-15:	12.98	(29)	1.91		Sp4:		
			Int5:	2:16.07	(21)	15-Fin:	18.68	(21)	2.28		Avg.:		
			Fin:	2:34.75	(21)				2.77	80.19		104.22	
41	PERKO Rok	SLO	Int1:	47.51	(12)	11-12:	17.42	(53)	0.82		Sp1:	114.80	(4)
			Int2:	1:04.93	(31)	12-13:	24.91	(46)	1.30		Sp2:	74.80	(55)
			Int3:	1:29.84	(33)	13-14:	34.67	(49)	2.01		Sp3:	103.00	(29)
			Int4:	2:04.51	(40)	14-15:	12.98	(29)	3.33		Sp4:	139.62	(30)
			Int5:	2:17.49	(36)	15-Fin:	18.99	(47)	3.70		Avg.:		
			Fin:	2:36.48	(35)				4.50	128.83		103.07	
42	STAUDACHER Patrick	ITA	Int1:	48.29	(40)	11-12:	17.19	(39)	1.60		Sp1:	101.00	(48)
			Int2:	1:05.48	(39)	12-13:	24.67	(39)	1.85		Sp2:	77.40	(42)
			Int3:	1:30.15	(41)	13-14:	34.27	(34)	2.32		Sp3:	102.71	(34)
			Int4:	2:04.42	(38)	14-15:	13.16	(41)	3.24		Sp4:	136.90	(56)
			Int5:	2:17.58	(38)	15-Fin:	18.74	(24)	3.79		Avg.:		
			Fin:	2:36.32	(33)				4.34	124.38		103.17	
43	TRANSUE Jeremy	USA	Int1:	49.17	(55)	11-12:	17.38	(51)	2.48		Sp1:	101.40	(43)
			Int2:	1:06.55	(53)	12-13:	25.10	(55)	2.92		Sp2:	76.40	(49)
			Int3:	1:31.65	(55)	13-14:	35.19	(60)	3.82		Sp3:	101.55	(49)
			Int4:	2:06.84	(55)	14-15:	13.23	(45)	5.66		Sp4:	137.83	(52)
			Int5:	2:20.07	(54)	15-Fin:	18.93	(44)	6.28		Avg.:		
			Fin:	2:39.00	(49)				7.02	197.80		101.43	

5th MEN'S DOWNHILL
PERFORMANCE ANALYSIS 2

SAT 17 JAN 2009

Number of Competitors: 67

Bib	Name	Nation	Positions			Partials			Difference		Speed	
			Pos.	Time	Rank	Pos.	Time	Rank	Time	Dist(m)	Pos.	km/h
44	FISHER Erik	USA	Int1: 48.74 (49)			I1-I2: 16.94 (26)			2.05		Sp1: 102.10 (31)	
			Int2: 1:05.68 (44)			I2-I3: 24.17 (9)			2.05		Sp2: 81.20 (6)	
			Int3: 1:29.85 (34)			I3-I4: 34.21 (30)			2.02		Sp3: 104.65 (8)	
			Int4: 2:04.06 (34)			I4-I5: 13.44 (55)			2.88		Sp4: 139.36 (31)	
			Int5: 2:17.50 (37)			I5-Fin: 19.37 (52)			3.71			
			Fin: DQ								Avg.:	
45	SPORN Andrej	SLO	Int1: 47.76 (22)			I1-I2: 17.24 (44)			1.07		Sp1: 105.10 (13)	
			Int2: 1:05.00 (34)			I2-I3: 24.27 (15)			1.37		Sp2: 76.80 (47)	
			Int3: 1:29.27 (28)			I3-I4: 34.39 (44)			1.44		Sp3: 102.56 (36)	
			Int4: 2:03.66 (31)			I4-I5: 13.08 (34)			2.48		Sp4: 140.99 (11)	
			Int5: 2:16.74 (30)			I5-Fin: 18.81 (31)			2.95			
			Fin: 2:35.55 (29)						3.57	102.82	Avg.:	103.68
46	GRUENENFELDER Tobias	SUI	Int1: 47.99 (32)			I1-I2: 17.13 (35)			1.30		Sp1: 104.90 (15)	
			Int2: 1:05.12 (35)			I2-I3: 24.97 (49)			1.49		Sp2: 78.40 (32)	
			Int3: 1:30.09 (40)			I3-I4: 34.74 (51)			2.26		Sp3: 99.03 (60)	
			Int4: 2:04.83 (43)			I4-I5: 13.45 (56)			3.65		Sp4: 137.51 (54)	
			Int5: 2:18.28 (43)			I5-Fin: 18.96 (46)			4.49			
			Fin: 2:37.24 (39)						5.26	149.87	Avg.:	102.57
47	HOFER Elmar	ITA	Int1: 48.05 (33)			I1-I2: 17.59 (56)			1.36		Sp1: 100.20 (54)	
			Int2: 1:05.64 (43)			I2-I3: 25.07 (52)			2.01		Sp2: 74.50 (57)	
			Int3: 1:30.71 (46)			I3-I4:			2.88		Sp3: 101.83 (44)	
			Int4:			I4-I5:					Sp4:	
			Int5:			I5-Fin:					Avg.:	
			Fin: DNF									
48	ZAHROBSKY Petr	CZE	Int1: 49.06 (53)			I1-I2: 17.64 (57)			2.37		Sp1: 100.30 (53)	
			Int2: 1:06.70 (57)			I2-I3: 25.06 (51)			3.07		Sp2: 75.50 (52)	
			Int3: 1:31.76 (56)			I3-I4: 34.82 (53)			3.93		Sp3: 102.56 (36)	
			Int4: 2:06.58 (54)			I4-I5: 13.36 (53)			5.40		Sp4: 140.75 (14)	
			Int5: 2:19.94 (53)			I5-Fin: 19.71 (59)			6.15			
			Fin: 2:39.65 (53)						7.67	215.23	Avg.:	101.02
49	KUENG Patrick	SUI	Int1: 48.95 (51)			I1-I2: 17.28 (47)			2.26		Sp1: 98.60 (59)	
			Int2: 1:06.23 (49)			I2-I3: 24.92 (47)			2.60		Sp2: 77.80 (41)	
			Int3: 1:31.15 (51)			I3-I4: 34.24 (32)			3.32		Sp3: 103.15 (25)	
			Int4: 2:05.39 (49)			I4-I5: 13.29 (46)			4.21		Sp4: 138.86 (38)	
			Int5: 2:18.68 (47)			I5-Fin: 18.79 (29)			4.89			
			Fin: 2:37.47 (44)						5.49	156.19	Avg.:	102.42
50	ZRNCIC-DIM Natko	CRO	Int1: 49.12 (54)			I1-I2: 17.20 (41)			2.43		Sp1: 98.50 (60)	
			Int2: 1:06.32 (51)			I2-I3: 24.62 (38)			2.69		Sp2: 79.10 (24)	
			Int3: 1:30.94 (49)			I3-I4: 34.68 (50)			3.11		Sp3: 102.12 (42)	
			Int4: 2:05.62 (50)			I4-I5: 13.11 (37)			4.44		Sp4: 138.50 (47)	
			Int5: 2:18.73 (48)			I5-Fin: 18.54 (17)			4.94			
			Fin: 2:37.27 (40)						5.29	150.69	Avg.:	102.55
51	STRODL Peter	GER	Int1: 48.32 (41)			I1-I2: 17.14 (37)			1.63		Sp1: 100.90 (50)	
			Int2: 1:05.46 (37)			I2-I3: 24.89 (45)			1.83		Sp2: 76.80 (47)	
			Int3: 1:30.35 (43)			I3-I4: 34.75 (52)			2.52		Sp3: 100.55 (56)	
			Int4: 2:05.10 (46)			I4-I5: 13.32 (50)			3.92		Sp4: 135.24 (61)	
			Int5: 2:18.42 (44)			I5-Fin: 19.02 (49)			4.63			
			Fin: 2:37.44 (43)						5.46	155.37	Avg.:	102.44
52	GLEBOV Alek	SLO	Int1: 48.26 (39)			I1-I2: 17.29 (49)			1.57		Sp1: 114.60 (7)	
			Int2: 1:05.55 (41)			I2-I3: 25.16 (56)			1.92		Sp2: 75.10 (54)	
			Int3: 1:30.71 (46)			I3-I4: 34.38 (41)			2.88		Sp3: 101.12 (53)	
			Int4: 2:05.09 (45)			I4-I5: 13.11 (37)			3.91		Sp4: 139.02 (35)	
			Int5: 2:18.20 (42)			I5-Fin: 19.12 (50)			4.41			
			Fin: DQ								Avg.:	

5th MEN'S DOWNHILL
PERFORMANCE ANALYSIS 2

SAT 17 JAN 2009

Number of Competitors: 67

Bib	Name	Nation	Positions			Partials			Difference		Speed	
			Pos.	Time	Rank	Pos.	Time	Rank	Time	Dist(m)	Pos.	km/h
53	PARIS Dominik	ITA	Int1: 48.92 (50)			I1-I2: 17.66 (59)			2.23		Sp1: 101.90 (34)	
			Int2: 1:06.58 (54)			I2-I3: 24.56 (35)			2.95		Sp2: 77.40 (42)	
			Int3: 1:31.14 (50)			I3-I4: 34.05 (24)			3.31		Sp3: 102.56 (36)	
			Int4: 2:05.19 (47)			I4-I5: 13.31 (49)			4.01		Sp4: 138.51 (46)	
			Int5: 2:18.50 (45)			I5-Fin: 18.92 (42)			4.71			
			Fin: 2:37.42 (42)						5.44	154.82	Avg.: 102.45	
54	WEIBRECHT Andrew	USA	Int1: 48.72 (47)			I1-I2: 16.96 (28)			2.03		Sp1: 105.20 (11)	
			Int2: 1:05.68 (44)			I2-I3: 24.05 (2)			2.05		Sp2: 78.60 (31)	
			Int3: 1:29.73 (32)			I3-I4: 34.25 (33)			1.90		Sp3: 103.15 (25)	
			Int4: 2:03.98 (33)			I4-I5: 13.11 (37)			2.80		Sp4: 138.76 (40)	
			Int5: 2:17.09 (32)			I5-Fin: 18.88 (40)			3.30			
			Fin: 2:35.97 (30)						3.99	114.61	Avg.: 103.40	
55	GISIN Marc	SUI	Int1:			I1-I2:					Sp1:	
			Int2:			I2-I3:					Sp2:	
			Int3:			I3-I4:					Sp3:	
			Int4:			I4-I5:					Sp4:	
			Int5:			I5-Fin:					Avg.:	
			Fin: DNS									
56	KLOTZ Siegmara	ITA	Int1: 49.02 (52)			I1-I2: 17.28 (47)			2.33		Sp1: 101.90 (34)	
			Int2: 1:06.30 (50)			I2-I3: 24.61 (37)			2.67		Sp2: 77.20 (44)	
			Int3: 1:30.91 (48)			I3-I4: 34.35 (38)			3.08		Sp3: 101.83 (44)	
			Int4: 2:05.26 (48)			I4-I5: 13.29 (46)			4.08		Sp4: 138.46 (48)	
			Int5: 2:18.55 (46)			I5-Fin: 18.81 (31)			4.76			
			Fin: 2:37.36 (41)						5.38	153.17	Avg.: 102.49	
57	HELIE Louis-Pierre	CAN	Int1: 48.09 (36)			I1-I2: 17.64 (57)			1.40		Sp1: 101.70 (40)	
			Int2: 1:05.73 (46)			I2-I3: 24.80 (44)			2.10		Sp2: 76.30 (50)	
			Int3: 1:30.53 (44)			I3-I4: 34.15 (27)			2.70		Sp3: 102.85 (32)	
			Int4: 2:04.68 (41)			I4-I5: 12.72 (14)			3.50		Sp4: 140.71 (15)	
			Int5: 2:17.40 (35)			I5-Fin: 18.92 (42)			3.61			
			Fin: 2:36.32 (33)						4.34	124.38	Avg.: 103.17	
58	STRODL Andreas	GER	Int1: 48.47 (43)			I1-I2: 17.13 (35)			1.78		Sp1: 101.60 (42)	
			Int2: 1:05.60 (42)			I2-I3: 24.40 (22)			1.97		Sp2: 81.50 (4)	
			Int3: 1:30.00 (39)			I3-I4: 34.30 (36)			2.17		Sp3: 103.74 (18)	
			Int4: 2:04.30 (36)			I4-I5: 12.96 (28)			3.12		Sp4: 138.94 (36)	
			Int5: 2:17.26 (34)			I5-Fin: 18.72 (22)			3.47			
			Fin: 2:35.98 (31)						4.00	114.89	Avg.: 103.40	
59	PUCHNER Joachim	AUT	Int1: 48.72 (47)			I1-I2: 17.82 (61)			2.03		Sp1: 112.90 (8)	
			Int2: 1:06.54 (52)			I2-I3: 25.07 (52)			2.91		Sp2: 81.50 (53)	
			Int3: 1:31.61 (54)			I3-I4: 34.83 (54)			3.78		Sp3: 101.55 (49)	
			Int4: 2:06.44 (53)			I4-I5: 13.10 (35)			5.26		Sp4: 138.70 (43)	
			Int5: 2:19.54 (51)			I5-Fin: 18.82 (34)			5.75			
			Fin: 2:38.36 (46)						6.38	180.49	Avg.: 101.84	
60	PAQUIN Pierre	FRA	Int1:			I1-I2:					Sp1:	
			Int2:			I2-I3:					Sp2:	
			Int3:			I3-I4:					Sp3:	
			Int4:			I4-I5:					Sp4:	
			Int5:			I5-Fin:					Avg.:	
			Fin: DNS									
61	FRANCIS Kevin	USA	Int1: 48.64 (44)			I1-I2: 17.22 (43)			1.95		Sp1: 103.30 (18)	
			Int2: 1:05.86 (47)			I2-I3: 24.47 (27)			2.23		Sp2: 79.00 (25)	
			Int3: 1:30.33 (42)			I3-I4: 34.38 (41)			2.50		Sp3: 101.55 (49)	
			Int4: 2:04.71 (42)			I4-I5: 12.92 (26)			3.53		Sp4: 138.84 (39)	
			Int5: 2:17.63 (39)			I5-Fin: 18.85 (37)			3.84			
			Fin: 2:36.48 (35)						4.50	128.83	Avg.: 103.07	

Number of Competitors: 67

Bib	Name	Nation	Positions			Partials			Difference		Speed		
			Pos.	Time	Rank	Pos.	Time	Rank	Time	Dist(m)	Pos.	km/h	Rank
62	KRIZAJ Andrej	SLO	Int1:	49.58	(59)	I1-I2:	17.70	(60)	2.89		Sp1:	100.40	(52)
			Int2:	1:07.28	(60)	I2-I3:	25.34	(57)	3.65		Sp2:	74.80	(55)
			Int3:	1:32.62	(60)	I3-I4:	34.90	(55)	4.79		Sp3:	99.03	(60)
			Int4:	2:07.52	(59)	I4-I5:	13.38	(54)	6.34		Sp4:	135.61	(59)
			Int5:	2:20.90	(58)	I5-Fin:	18.93	(44)	7.11				
			Fin:	2:39.83	(54)				7.85	220.03	Avg.:	100.91	
63	RAINER Niklas	SWE	Int1:	49.73	(60)	I1-I2:	16.92	(25)	3.04		Sp1:	103.00	(22)
			Int2:	1:06.65	(56)	I2-I3:	24.70	(41)	3.02		Sp2:	79.60	(18)
			Int3:	1:31.35	(52)	I3-I4:	35.06	(58)	3.52		Sp3:	101.83	(44)
			Int4:	2:06.41	(52)	I4-I5:	13.13	(40)	5.23		Sp4:	135.54	(60)
			Int5:	2:19.54	(51)	I5-Fin:	18.81	(31)	5.75				
			Fin:	2:38.35	(45)				6.37	180.22	Avg.:	101.85	
64	NELLA Tyler	CAN	Int1:	49.39	(57)	I1-I2:	17.50	(54)	2.70		Sp1:	102.70	(23)
			Int2:	1:06.89	(59)	I2-I3:	25.36	(58)	3.26		Sp2:	73.70	(59)
			Int3:	1:32.25	(59)	I3-I4:	34.96	(57)	4.42		Sp3:	100.84	(55)
			Int4:	2:07.21	(58)	I4-I5:	12.98	(29)	6.03		Sp4:	138.38	(49)
			Int5:	2:20.19	(55)	I5-Fin:	19.37	(52)	6.40				
			Fin:	2:39.56	(51)				7.58	212.83	Avg.:	101.08	
65	DRAKE Edward	GBR	Int1:	49.49	(58)	I1-I2:	17.27	(45)	2.80		Sp1:	120.00	(1)
			Int2:	1:06.76	(58)	I2-I3:	25.48	(59)	3.13		Sp2:	74.10	(58)
			Int3:	1:32.24	(58)	I3-I4:	34.95	(56)	4.41		Sp3:	100.00	(57)
			Int4:	2:07.19	(57)	I4-I5:	13.35	(52)	6.01		Sp4:	137.86	(51)
			Int5:	2:20.54	(57)	I5-Fin:	19.38	(54)	6.75				
			Fin:	2:39.92	(55)				7.94	222.43	Avg.:	100.85	
66	SIROKI Tin	CRO	Int1:	49.95	(61)	I1-I2:	18.36	(63)	3.26		Sp1:	99.30	(58)
			Int2:	1:08.31	(61)	I2-I3:	26.01	(62)	4.68		Sp2:	68.20	(61)
			Int3:	1:34.32	(61)	I3-I4:	35.69	(61)	6.49		Sp3:	97.56	(62)
			Int4:	2:10.01	(61)	I4-I5:	13.80	(60)	8.83		Sp4:	136.25	(58)
			Int5:	2:23.81	(60)	I5-Fin:	19.63	(55)	10.02				
			Fin:	2:43.44	(56)				11.46	314.13	Avg.:	98.68	
67	VAN BUYNDER Frederik	BEL	Int1:	51.29	(62)	I1-I2:	18.29	(62)	4.60		Sp1:	93.70	(63)
			Int2:	1:09.58	(62)	I2-I3:	26.40	(63)	5.95		Sp2:	72.10	(60)
			Int3:	1:35.98	(63)	I3-I4:	36.07	(62)	8.15		Sp3:	97.16	(63)
			Int4:	2:12.05	(62)	I4-I5:	13.74	(58)	10.87		Sp4:	131.90	(62)
			Int5:	2:25.79	(61)	I5-Fin:	19.64	(56)	12.00				
			Fin:	2:45.43	(57)				13.45	364.24	Avg.:	97.49	

LEGEND

Pos	Intermediate or Speed Position	Int2:	Intermediate 2	DNF	Did Not Finish	Sp4:	Speed Trap 4
Avg.	Average Speed for the race	Int3:	Intermediate 3	Sp1:	Speed Trap 1	DNS	Did Not Start
Dist(m)	Distance behind the first	Int4:	Intermediate 4	Sp2:	Speed Trap 2	DQ	Disqualified
Int1:	Intermediate 1	Int5:	Intermediate 5	Sp3:	Speed Trap 3	Fin:	Finish



AUDI FIS SKI WORLD CUP 2008/09



AFTER 5th MEN'S DOWNHILL DOWNHILL FIS WCSL LIST

Rank	FIS Code	Name	Nation	Competition Dates and Locations					Base	- X	+ Y	= WCSL-DH
				1	2	3	4	5				
				29 NOV 2008 Lake Louise (CAN)	5 DEC 2008 Beaver Creek (USA)	20 DEC 2008 Val Gardena - Groeden (ITA)	28 DEC 2008 Bormio (ITA)	17 JAN 2009 Wengen (SUI)				
Number of Competitors: 69												
1	532431	MILLER Bode	USA	15	-	80	50	80	579	290	225	514
2	50041	WALCHHOFER Michael	AUT	20	45	100	60	5	407	204	230	433
3	510030	CUCHE Didier	SUI	-	16	22	45	26	584	292	109	401
4	50753	KROELL Klaus	AUT	45	50	40	80	-	232	116	215	331
5	510727	DEFAGO Didier	SUI	32	40	4	22	100	225	113	198	310
6	421328	SVINDAL Aksel Lund	NOR	36	100	-	14	16	232	116	166	282
7	533131	SULLIVAN Marco	USA	8	-	50	24	60	278	139	142	281
8	102263	GUAY Erik	CAN	26	60	45	40	-	201	101	171	271
9	102899	OSBORNE-PARADIS M.	CAN	1	8	60	20	45	266	133	134	267
10	292455	FILL Peter	ITA	100	24	12	12	29	172	86	177	263
11	350032	BUECHEL Marco	LIE	10	80	-	16	40	218	109	146	255
12	293006	INNERHOFER Christof	ITA	40	-	-	100	36	100	50	176	226
13	510767	HOFFMANN Ambrosi	SUI	13	32	32	11	50	172	86	138	224
14	292514	HEEL Werner	ITA	16	18	8	36	-	273	137	78	214
15	560332	JERMAN Andrej	SLO	-	26	7	15	14	265	133	62	194
16	511313	JANKA Carlo	SUI	80	11	-	26	22	13	7	139	145
17	50423	MAIER Hermann	AUT	14	22	14	4	5	168	84	59	143
18	533866	NYMAN Steven	USA	-	36	29	-	-	150	75	65	140
19	50858	STREITBERGER Georg	AUT	50	5	10	-	13	114	57	78	135
20	50451	GRUBER Christoph	AUT	3	15	-	29	12	149	75	59	133
21	102271	HUDEC Jan	CAN	-	-	-	-	32	174	87	32	119
22	510993	ALBRECHT Daniel	SUI	24	29	-	32	20	17	9	105	113
23	102873	KUCERA John	CAN	-	-	9	2	18	164	82	29	111
24	50695	BUDER Andreas	AUT	-	-	-	-	-	211	106	-	105
25	501076	OLSSON Hans	SWE	60	-	18	-	-	52	26	78	104
25	192746	THEAUX Adrien	FRA	11	13	-	18	24	76	38	66	104
27	191964	POISSON David	FRA	18	6	-	13	15	85	43	52	94
28	534567	LANNING T J	USA	29	20	26	-	-	8	4	75	79
28	291641	SULZENBACHER Kurt	ITA	-	-	-	-	-	158	79	-	79
30	191740	CLAREY Johan	FRA	22	-	24	-	-	63	32	46	77
31	51005	SCHEIBER Mario	AUT	12	-	-	-	-	129	65	12	76
32	532490	MACARTNEY Scott	USA	-	10	16	10	-	79	40	36	75





AUDI FIS SKI WORLD CUP 2008/09



AFTER 5th MEN'S DOWNHILL DOWNHILL FIS WCSL LIST

Rank	FIS Code	Name	Nation	Competition Dates					WCSL-DH			
				1	2	3	4	5	Base	- X	+ Y	=
				29 NOV 2008 Lake Louise (CAN) 5 DEC 2008 Beaver Creek (USA) 20 DEC 2008 Val Gardena - Groeden (ITA) 28 DEC 2008 Bormio (ITA) 17 JAN 2009 Wengen (SUI)								
Number of Competitors: 69												
33	51215	BAUMANN Romed	AUT	2	-	15	8	11	67	34	36	69
34	191116	DALCIN Pierre-Emmanuel	FRA	-	14	1	7	10	47	24	32	55
35	191591	BERTRAND Yannick	FRA	-	9	-	-	-	85	43	9	51
36	510747	GRUENENFELDER Tobias	SUI	6	12	-	-	-	57	29	18	46
37	534939	FISHER Erik	USA	-	3	36	-	-	-	-	39	39
38	102961	DIXON Robbie	CAN	7	7	20	-	-	5	3	34	36
39	500150	JAERBYN Patrik	SWE	-	-	13	-	9	26	13	22	35
40	50833	GRUGGER Hans	AUT	-	-	-	-	-	66	33	-	33
40	50547	SCHOENFELDER Rainer	AUT	-	-	-	-	-	66	33	-	33
42	290998	STAUDACHER Patrick	ITA	-	-	2	5	-	42	21	7	28
43	380260	KOSTELIC Ivica	CRO	-	-	-	-	7	36	18	7	25
44	192932	FAYED Guillermo	FRA	-	-	11	-	-	23	12	11	22
45	510890	ZURBRIGGEN Silvan	SUI	-	-	-	-	8	23	12	8	19
46	421400	MYHRE Lars Elton	NOR	-	2	-	-	-	32	16	2	18
47	530939	WEIBRECHT Andrew	USA	-	-	3	-	1	26	13	4	17
47	510498	ZUEGER Cornel	SUI	-	1	-	-	-	32	16	1	17
49	201606	KEPPLER Stephan	GER	4	-	-	1	7	8	4	12	16
49	50625	RAICH Benjamin	AUT	-	-	-	-	-	33	17	-	16
51	292291	THANEI Stefan	ITA	-	-	-	9	3	-	-	12	12
52	510165	HOFER Beni	SUI	-	-	-	-	-	20	10	-	10
52	201439	STEHLE Johannes	GER	-	-	-	-	-	21	11	-	10
54	561067	PERKO Rok	SLO	-	-	5	-	-	9	5	5	9
54	560447	SPORN Andrej	SLO	-	-	-	6	2	2	1	8	9
54	201542	STRODL Peter	GER	9	-	-	-	-	-	-	9	9
54	380292	ZRNCIC-DIM Natko	CRO	-	-	-	3	-	13	7	3	9
58	510207	HARI Konrad	SUI	-	-	-	-	-	17	9	-	8
58	201987	STRODL Andreas	GER	5	-	-	-	-	6	3	5	8
60	102814	BOURQUE Francois	CAN	-	-	-	-	-	12	6	-	6
60	50831	GRAGGABER Thomas	AUT	-	-	6	-	-	-	-	6	6
60	293141	VARETONI Silvano	ITA	-	-	-	-	-	13	7	-	6
63	510997	BERTHOD Marc	SUI	-	4	-	-	-	-	-	4	4
63	191415	BOTTOLLIER-LASQUIN M.	FRA	-	-	-	-	-	8	4	-	4





AUDI FIS SKI WORLD CUP 2008/09



AFTER 5th MEN'S DOWNHILL DOWNHILL FIS WCSL LIST

29 NOV 2008 Lake Louise (CAN)
 5 DEC 2008 Beaver Creek (USA)
 20 DEC 2008 Val Gardena – Groeden (ITA)
 28 DEC 2008 Bormio (ITA)
 17 JAN 2009 Wengen (SUI)

Number of Competitors: 69

Rank	FIS Code	Name	Nation	1	2	3	4	5	Base	X	+ Y	= WCSL-DH
63	50742	REICHELTHannes	AUT	-	-	-	-	-	8	4	-	4
66	40171	BRANCH Craig	AUS	-	-	-	-	-	6	3	-	3
66	291399	GIRARDI Walter	ITA	-	-	-	-	-	6	3	-	3
68	291389	FISCHNALLER Roland	ITA	-	-	-	-	-	3	2	-	1
68	220228	MICKEL Finlay	GBR	-	-	-	-	-	3	2	-	1

Number of Competitors per Nation until 60th position

AUT : 12	CAN : 6	CRO : 2	FRA : 6	GER : 4	ITA : 7
LIE : 1	NOR : 2	SLO : 3	SUI : 10	SWE : 2	USA : 7

LEGEND

Base Last season WCSL points
X (Base / number of planned races in the current season) * number of completed races in the current season
Y WC points won in the current season
WCSL-DH World Cup Start List points for Downhill

17-01-2009 / Wengen (SUI) / 1323

Page 3/3

www.fis-ski.com

Generation Date: SAT 17 JAN 2009

Time: 14:56

Document: 60A 1.0





AUDI FIS SKI WORLD CUP 2008/09



AFTER 5th MEN'S DOWNHILL OVERALL FIS WCSL LIST

Number of Competitors: 169

Rank	FIS Code	Name	Nation	WCSL	DH	SL	GS	SG	SC
1	50625	RAICH Benjamin	AUT	1305	16 (49)	352 (6)	481 (1)	210 (8)	246 (1)
2	532431	MILLER Bode	USA	1147	514 (1)	138 (23)	96 (23)	153 (13)	246 (1)
3	421328	SVINDAL Aksel Lund	NOR	1079	282 (6)	58 (37)	314 (6)	269 (4)	156 (8)
4	510030	CUCHE Didier	SUI	1073	401 (3)	–	364 (3)	280 (3)	28 (35)
5	192665	GRANGE Jean-Baptiste	FRA	1021	–	635 (1)	145 (14)	–	241 (3)
6	380260	KOSTELIC Ivica	CRO	988	25 (43)	515 (2)	165 (11)	79 (26)	204 (4)
7	510993	ALBRECHT Daniel	SUI	860	113 (22)	110 (25)	347 (4)	103 (21)	187 (5)
8	534562	LIGETY Ted	USA	798	–	221 (9)	457 (2)	41 (34)	79 (16)
9	510727	DEFAGO Didier	SUI	796	310 (5)	–	113 (18)	320 (1)	53 (21)
10	292491	MOELGG Manfred	ITA	733	–	478 (3)	245 (7)	8 (47)	2 (65)
11	50041	WALCHHOFER Michael	AUT	624	433 (2)	–	–	176 (10)	15 (42)
12	292455	FILL Peter	ITA	577	263 (10)	–	63 (32)	78 (27)	173 (7)
13	511313	JANKA Carlo	SUI	542	145 (16)	–	209 (8)	37 (36)	151 (9)
14	102263	GUAY Erik	CAN	512	271 (8)	–	12 (54)	229 (6)	–
15	50423	MAIER Hermann	AUT	485	143 (17)	–	23 (43)	319 (2)	–
16	50707	MATT Mario	AUT	463	–	380 (5)	62 (33)	–	21 (38)
17	102873	KUCERA John	CAN	458	111 (23)	–	77 (29)	217 (7)	53 (21)
18	293006	INNERHOFER Christof	ITA	456	226 (12)	5 (71)	3 (59)	133 (17)	89 (14)
19	191459	LIZEROUX Julien	FRA	444	–	331 (7)	–	–	113 (12)
19	50742	REICHELTH Hannes	AUT	444	4 (63)	–	198 (9)	242 (5)	–
21	292514	HEEL Werner	ITA	423	214 (14)	–	–	185 (9)	24 (37)
22	50605	HERBST Reinfried	AUT	422	–	422 (4)	–	–	–
23	50451	GRUBER Christoph	AUT	417	133 (20)	–	121 (16)	163 (11)	–
24	350032	BUECHEL Marco	LIE	413	255 (11)	–	1 (65)	157 (12)	–
25	533131	SULLIVAN Marco	USA	405	281 (7)	–	–	124 (18)	–
26	510767	HOFFMANN Ambrosi	SUI	374	224 (13)	–	–	150 (14)	–
27	50753	KROELL Klaus	AUT	373	331 (4)	–	–	42 (32)	–
28	560332	JERMAN Andrej	SLO	353	194 (15)	–	–	92 (22)	67 (18)
28	510890	ZURBRIGGEN Silvan	SUI	353	19 (45)	140 (21)	–	10 (46)	184 (6)
30	292000	BLARDONE Massimiliano	ITA	346	–	–	346 (5)	–	–
31	500656	LARSSON Markus	SWE	344	–	146 (19)	98 (22)	–	100 (13)
32	53831	HIRSCHER Marcel	AUT	328	–	182 (15)	86 (28)	–	60 (19)
33	201702	NEUREUTHER Felix	GER	324	–	317 (8)	–	–	7 (57)
34	50547	SCHOENFELDER Rainer	AUT	312	33 (40)	109 (26)	44 (35)	2 (57)	124 (11)
35	102899	OSBORNE-PARADIS Manuel	CAN	309	267 (9)	–	–	42 (32)	–
36	510997	BERTHOD Marc	SUI	294	4 (63)	83 (30)	176 (10)	17 (42)	14 (43)
37	51215	BAUMANN Romed	AUT	276	69 (33)	17 (54)	101 (20)	–	89 (14)





AUDI FIS SKI WORLD CUP 2008/09



AFTER 5th MEN'S DOWNHILL OVERALL FIS WCSL LIST

Number of Competitors: 169

Rank	FIS Code	Name	Nation	WCSL	DH	SL	GS	SG	SC
38	50858	STREITBERGER Georg	AUT	271	135 (19)	–	–	135 (16)	1 (68)
39	51005	SCHEIBER Mario	AUT	268	76 (31)	–	35 (41)	137 (15)	20 (39)
40	501101	BYGGMARK Jens	SWE	237	–	199 (13)	8 (57)	–	30 (34)
41	501017	MYHRER Andre	SWE	236	–	212 (12)	16 (50)	–	8 (55)
42	560406	GORZA Ales	SLO	230	–	–	64 (31)	119 (20)	47 (23)
43	50624	PRANGER Manfred	AUT	221	–	221 (9)	–	–	–
44	290478	ROCCA Giorgio	ITA	215	–	215 (11)	–	–	–
45	290998	STAUDACHER Patrick	ITA	197	28 (42)	–	–	122 (19)	47 (23)
46	180251	PALANDER Kalle	FIN	188	–	81 (31)	107 (19)	–	–
47	291145	DEVILLE Cristian	ITA	185	–	185 (14)	–	–	–
48	50600	GOERGL Stephan	AUT	182	–	–	96 (23)	86 (23)	–
49	560425	VAJDIC Bernard	SLO	179	–	156 (18)	23 (43)	–	–
50	421483	JANSRUD Kjetil	NOR	173	–	7 (66)	154 (13)	12 (44)	–
51	290732	THALER Patrick	ITA	172	–	172 (16)	–	–	–
52	102271	HUDEC Jan	CAN	170	119 (21)	–	–	51 (31)	–
53	192746	THEAUX Adrien	FRA	168	104 (25)	–	–	24 (38)	40 (28)
54	533866	NYMAN Steven	USA	165	140 (18)	–	–	25 (37)	–
54	191423	RICHARD Cyprien	FRA	165	–	–	165 (11)	–	–
56	501111	HARGIN Mattias	SWE	162	–	162 (17)	–	–	–
57	560371	DRAGSIC Mitja	SLO	144	–	144 (20)	–	–	–
58	292120	SIMONCELLI Davide	ITA	143	–	–	143 (15)	–	–
58	511352	VILETTA Sandro	SUI	143	–	35 (41)	54 (34)	–	54 (20)
60	500499	BROLENIUS Johan	SWE	139	–	139 (22)	–	–	–
61	421400	MYHRE Lars Elton	NOR	138	18 (46)	40 (40)	–	3 (54)	77 (17)
61	501076	OLSSON Hans	SWE	138	104 (25)	–	–	–	34 (32)
63	192506	MISSILLIER Steve	FRA	135	–	97 (27)	38 (40)	–	–
63	380292	ZRNCIC-DIM Natko	CRO	135	9 (54)	–	–	–	126 (10)
65	511127	GINI Marc	SUI	125	–	121 (24)	4 (58)	–	–
66	510747	GRUENENFELDER Tobias	SUI	124	46 (36)	–	–	78 (27)	–
67	500150	JAERBYN Patrik	SWE	120	35 (39)	–	–	85 (24)	–
68	102961	DIXON Robbie	CAN	119	36 (38)	–	–	83 (25)	–
68	191750	FANARA Thomas	FRA	119	–	–	119 (17)	–	–
70	534567	LANNING T J	USA	118	79 (28)	–	–	23 (39)	16 (41)
71	102814	BOURQUE Francois	CAN	117	6 (60)	–	34 (42)	71 (29)	6 (58)
72	190677	CHENAL Joel	FRA	113	–	14 (58)	99 (21)	–	–
73	50695	BUDER Andreas	AUT	105	105 (24)	–	–	–	–
74	191964	POISSON David	FRA	100	94 (27)	–	–	6 (49)	–

17-01-2009 / Wengen (SUI) / 1323

Page 2/5

www.fis-ski.com

Generation Date: SAT 17 JAN 2009

Time: 14:56

Document: 60B 1.0





AUDI FIS SKI WORLD CUP 2008/09



AFTER 5th MEN'S DOWNHILL OVERALL FIS WCSL LIST

Number of Competitors: 169

Rank	FIS Code	Name	Nation	WCSL	DH	SL	GS	SG	SC
75	100115	GRANDI Thomas	CAN	99	-	79 (33)	20 (46)	-	-
76	534040	COCHRAN Jimmy	USA	97	-	79 (33)	18 (48)	-	-
77	532490	MACARTNEY Scott	USA	95	75 (32)	-	-	20 (40)	-
78	180534	SANDELL Marcus	FIN	94	-	-	94 (25)	-	-
78	51007	SCHOERGHOFER Philipp	AUT	94	-	-	94 (25)	-	-
78	560355	VALENCIC Mitja	SLO	94	-	94 (28)	-	-	-
81	191746	DE TESSIERES Gauthier	FRA	93	-	-	93 (27)	-	-
82	191740	CLAREY Johan	FRA	87	77 (30)	-	-	-	10 (51)
83	50833	GRUGGER Hans	AUT	86	33 (40)	-	-	53 (30)	-
84	293098	RAZZOLI Giuliano	ITA	84	-	84 (29)	-	-	-
85	301312	SASAKI Akira	JPN	80	-	80 (32)	-	-	-
86	291641	SULZENBACHER Kurt	ITA	79	79 (28)	-	-	-	-
87	500139	NYBERG Fredrik	SWE	69	-	-	69 (30)	-	-
88	50931	BECHTER Patrick	AUT	67	-	67 (35)	-	-	-
88	50981	HOERL Wolfgang	AUT	67	-	67 (35)	-	-	-
90	191116	DALCIN Pierre-Emmanuel	FRA	61	55 (34)	-	-	6 (49)	-
91	150644	KRYZL Krystof	CZE	59	-	4 (72)	9 (56)	-	46 (25)
91	191462	PAQUIN Pierre	FRA	59	-	14 (58)	-	-	45 (26)
93	150398	BANK Ondrej	CZE	54	-	18 (52)	-	-	36 (30)
94	102435	JANYK Michael	CAN	52	-	52 (38)	-	-	-
95	191591	BERTRAND Yannick	FRA	51	51 (35)	-	-	-	-
96	534939	FISHER Erik	USA	50	39 (37)	-	-	11 (45)	-
96	420148	KARLSEN Truls Ove	NOR	50	-	11 (62)	39 (39)	-	-
98	190915	BOURGEAT Pierrick	FRA	45	-	6 (68)	-	-	39 (29)
98	192504	MERMILLOD BLONDIN T.	FRA	45	-	13 (60)	21 (45)	-	11 (49)
98	501026	RAINER Niklas	SWE	45	-	-	2 (62)	-	43 (27)
101	291399	GIRARDI Walter	ITA	43	3 (66)	-	-	40 (35)	-
101	101895	ROY Jean-Philippe	CAN	43	-	-	43 (36)	-	-
101	560447	SPORN Andrej	SLO	43	9 (54)	-	-	6 (49)	28 (35)
104	290693	PLONER Alexander	ITA	41	-	-	41 (37)	-	-
104	292250	SCHIEPPATI Alberto	ITA	41	-	-	41 (37)	-	-
104	301709	YUASA Naoki	JPN	41	-	41 (39)	-	-	-
107	102727	STUTZ Paul	CAN	39	-	6 (68)	-	-	33 (33)
108	292967	EISATH Florian	ITA	38	-	-	3 (59)	-	35 (31)
109	50900	KOLL Alexander	AUT	35	-	24 (47)	-	-	11 (49)
110	534959	JITLOFF Tim	USA	34	-	16 (56)	18 (48)	-	-
110	501116	LAHDENPERAE Anton	SWE	34	-	34 (42)	-	-	-

17-01-2009 / Wengen (SUI) / 1323

Page 3/5

www.fis-ski.com

Generation Date: SAT 17 JAN 2009

Time: 14:56

Document: 60B 1.0





AUDI FIS SKI WORLD CUP 2008/09



AFTER 5th MEN'S DOWNHILL OVERALL FIS WCSL LIST

Number of Competitors: 169

Rank	FIS Code	Name	Nation	WCSL	DH	SL	GS	SG	SC
110	150594	TREJBAL Filip	CZE	34	-	33 (43)	-	-	1 (68)
113	180292	LEINO Jukka	FIN	33	-	18 (52)	15 (51)	-	-
113	300804	MINAGAWA Kentaro	JPN	33	-	33 (43)	-	-	-
115	530939	WEIBRECHT Andrew	USA	31	17 (47)	-	-	-	14 (43)
116	191640	ANSELMET Alexandre	FRA	28	-	28 (45)	-	-	-
116	201422	KOGLER Stefan	GER	28	-	28 (45)	-	-	-
118	192932	FAYED Guillermo	FRA	26	22 (44)	-	-	-	4 (63)
119	201606	KEPPLER Stephan	GER	24	16 (49)	-	-	8 (47)	-
120	102456	BIGGS Patrick	CAN	23	-	23 (48)	-	-	-
120	533739	MARSHALL Cody	USA	23	-	23 (48)	-	-	-
122	201542	STRODL Peter	GER	22	9 (54)	-	-	13 (43)	-
122	510498	ZUEGER Cornel	SUI	22	17 (47)	-	-	-	5 (61)
124	102239	COUSINEAU Julien	CAN	21	-	8 (65)	-	-	13 (46)
125	500909	ANDERSSON Oscar	SWE	20	-	20 (50)	-	-	-
125	190236	COVILI Frederic	FRA	20	-	-	20 (46)	-	-
125	500124	HANSSON Martin	SWE	20	-	20 (50)	-	-	-
128	480736	HOROSHILOV Alexandr	RUS	19	-	-	-	-	19 (40)
129	510307	BRAND Olivier	SUI	18	-	-	-	18 (41)	-
129	292291	THANEI Stefan	ITA	18	12 (51)	-	-	-	6 (58)
131	50997	OMMINGER Andreas	AUT	17	-	17 (54)	-	-	-
132	292056	GUFLER Michael	ITA	16	-	-	2 (62)	-	14 (43)
133	92591	ALBRECHT Kilian	BUL	15	-	15 (57)	-	-	-
133	192653	FREY Thomas	FRA	15	-	-	15 (51)	-	-
133	561067	PERKO Rok	SLO	15	9 (54)	-	-	-	6 (58)
136	530703	SCHLOPY Erik	USA	13	-	-	13 (53)	-	-
137	700724	BABUSIAK Jaroslav	SVK	12	-	-	-	-	12 (47)
137	510165	HOFER Beni	SUI	12	10 (52)	-	-	2 (57)	-
137	511139	KUENG Patrick	SUI	12	-	-	-	-	12 (47)
137	201896	STEHLE Dominik	GER	12	-	12 (61)	-	-	-
141	191425	TISSOT Stephane	FRA	11	-	11 (62)	-	-	-
141	293141	VARETTONI Silvano	ITA	11	6 (60)	-	-	5 (52)	-
141	533397	ZAMANSKY Jake	USA	11	-	-	11 (55)	-	-
144	90131	GEORGIEV Georgi	BUL	10	-	-	-	-	10 (51)
144	201439	STEHLE Johannes	GER	10	10 (52)	-	-	-	-
146	293550	MARSAGLIA Matteo	ITA	9	-	-	-	-	9 (53)
146	380290	SAMSAL Dalibor	CRO	9	-	9 (64)	-	-	-
146	20174	VIDOSA Roger	AND	9	-	-	-	-	9 (53)

17-01-2009 / Wengen (SUI) / 1323

Page 4/5

www.fis-ski.com

Generation Date: SAT 17 JAN 2009

Time: 14:56

Document: 60B 1.0





AUDI FIS SKI WORLD CUP 2008/09



AFTER 5th MEN'S DOWNHILL OVERALL FIS WCSL LIST

Number of Competitors: 169

Rank	FIS Code	Name	Nation	WCSL	DH	SL	GS	SG	SC
149	510207	HARI Konrad	SUI	8	8 (58)	-	-	-	-
149	201987	STRODL Andreas	GER	8	8 (58)	-	-	-	-
149	150495	VRABLIK Martin	CZE	8	-	-	-	-	8 (55)
152	910000	IMBODEN Urs	MDA	7	-	7 (66)	-	-	-
153	250127	BJOERGVINSSON Bjoergvin	ISL	6	-	6 (68)	-	-	-
153	50831	GRAGGABER Thomas	AUT	6	6 (60)	-	-	-	-
153	292150	HAPPACHER Alex	ITA	6	-	-	-	1 (59)	5 (61)
156	50761	ALSTER Christoph	AUT	4	-	-	-	4 (53)	-
156	191415	BOTTOLLIER-LASQUIN Marc	FRA	4	4 (63)	-	-	-	-
156	293079	PITTSCHIELER Kurt	ITA	4	-	-	-	-	4 (63)
159	40171	BRANCH Craig	AUS	3	3 (66)	-	-	-	-
159	561006	GLEBOV Alek	SLO	3	-	-	-	3 (54)	-
159	291768	ROBERTO Alessandro	ITA	3	-	-	3 (59)	-	-
159	50919	STRUGER Peter	AUT	3	-	-	-	3 (54)	-
163	40255	BRAUER Jono	AUS	2	-	-	-	-	2 (65)
163	294277	KLOTZ Siegmur	ITA	2	-	-	-	-	2 (65)
163	191778	PICHOT Sebastien	FRA	2	-	-	2 (62)	-	-
166	191227	BURTIN Raphael	FRA	1	-	-	1 (65)	-	-
166	291389	FISCHNALLER Roland	ITA	1	1 (68)	-	-	-	-
166	220228	MICKEL Finlay	GBR	1	1 (68)	-	-	-	-
166	150421	ZAHROBSKY Petr	CZE	1	-	-	-	1 (59)	-

LEGEND

SC Super Combined points SG Super-G points DH Downhill points WCSL Overall points SL Slalom points
GS Giant Slalom points

17-01-2009 / Wengen (SUI) / 1323

Page 5/5

www.fis-ski.com

Generation Date: SAT 17 JAN 2009

Time: 14:56

Document: 60B 1.0





AUDI FIS SKI WORLD CUP 2008/09



5th MEN'S DOWNHILL DOWNHILL FIS WORLD CUP STANDINGS

29 NOV 2008 Lake Louise (CAN)
5 DEC 2008 Beaver Creek (USA)
20 DEC 2008 Val Gardena - Groeden (ITA)
28 DEC 2008 Bormio (ITA)
17 JAN 2009 Wengen (SUI)

Number of Competitors: 53

Rank	FIS Code	Name	Nation	1	2	3	4	5	WC-DH	Diff.
1	50041	WALCHHOFER Michael	AUT	20	45	100	60	5	230	
2	532431	MILLER Bode	USA	15	-	80	50	80	225	- 5
3	50753	KROELL Klaus	AUT	45	50	40	80	-	215	- 15
4	510727	DEFAGO Didier	SUI	32	40	4	22	100	198	- 32
5	292455	FILL Peter	ITA	100	24	12	12	29	177	- 53
6	293006	INNERHOFER Christof	ITA	40	-	-	100	36	176	- 54
7	102263	GUAY Erik	CAN	26	60	45	40	-	171	- 59
8	421328	SVINDAL Aksel Lund	NOR	36	100	-	14	16	166	- 64
9	350032	BUECHEL Marco	LIE	10	80	-	16	40	146	- 84
10	533131	SULLIVAN Marco	USA	8	-	50	24	60	142	- 88
11	511313	JANKA Carlo	SUI	80	11	-	26	22	139	- 91
12	510767	HOFFMANN Ambrosi	SUI	13	32	32	11	50	138	- 92
13	102899	OSBORNE-PARADIS M.	CAN	1	8	60	20	45	134	- 96
14	510030	CUCHE Didier	SUI	-	16	22	45	26	109	- 121
15	510993	ALBRECHT Daniel	SUI	24	29	-	32	20	105	- 125
16	292514	HEEL Werner	ITA	16	18	8	36	-	78	- 152
16	501076	OLSSON Hans	SWE	60	-	18	-	-	78	- 152
16	50858	STREITBERGER Georg	AUT	50	5	10	-	13	78	- 152
19	534567	LANNING T J	USA	29	20	26	-	-	75	- 155
20	192746	THEAUX Adrien	FRA	11	13	-	18	24	66	- 164
21	533866	NYMAN Steven	USA	-	36	29	-	-	65	- 165
22	560332	JERMAN Andrej	SLO	-	26	7	15	14	62	- 168
23	50451	GRUBER Christoph	AUT	3	15	-	29	12	59	- 171
23	50423	MAIER Hermann	AUT	14	22	14	4	5	59	- 171
25	191964	POISSON David	FRA	18	6	-	13	15	52	- 178
26	191740	CLAREY Johan	FRA	22	-	24	-	-	46	- 184
27	534939	FISHER Erik	USA	-	3	36	-	-	39	- 191
28	51215	BAUMANN Romed	AUT	2	-	15	8	11	36	- 194
28	532490	MACARTNEY Scott	USA	-	10	16	10	-	36	- 194
30	102961	DIXON Robbie	CAN	7	7	20	-	-	34	- 196
31	191116	DALCIN Pierre-Emmanuel	FRA	-	14	1	7	10	32	- 198
31	102271	HUDEC Jan	CAN	-	-	-	-	32	32	- 198





AUDI FIS SKI WORLD CUP 2008/09



5th MEN'S DOWNHILL DOWNHILL FIS WORLD CUP STANDINGS

29 NOV 2008 Lake Louise (CAN)
5 DEC 2008 Beaver Creek (USA)
20 DEC 2008 Val Gardena - Groeden (ITA)
28 DEC 2008 Bormio (ITA)
17 JAN 2009 Wengen (SUI)

Number of Competitors: 53

Rank	FIS Code	Name	Nation	1	2	3	4	5	WC-DH	Diff.
33	102873	KUCERA John	CAN	-	-	9	2	18	29	- 201
34	500150	JAERBYN Patrik	SWE	-	-	13	-	9	22	- 208
35	510747	GRUENENFELDER Tobias	SUI	6	12	-	-	-	18	- 212
36	201606	KEPPLER Stephan	GER	4	-	-	1	7	12	- 218
36	51005	SCHEIBER Mario	AUT	12	-	-	-	-	12	- 218
36	292291	THANEI Stefan	ITA	-	-	-	9	3	12	- 218
39	192932	FAYED Guillermo	FRA	-	-	11	-	-	11	- 219
40	191591	BERTRAND Yannick	FRA	-	9	-	-	-	9	- 221
40	201542	STRODL Peter	GER	9	-	-	-	-	9	- 221
42	560447	SPORN Andrej	SLO	-	-	-	6	2	8	- 222
42	510890	ZURBRIGGEN Silvan	SUI	-	-	-	-	8	8	- 222
44	380260	KOSTELIC Ivica	CRO	-	-	-	-	7	7	- 223
44	290998	STAUDACHER Patrick	ITA	-	-	2	5	-	7	- 223
46	50831	GRAGGABER Thomas	AUT	-	-	6	-	-	6	- 224
47	561067	PERKO Rok	SLO	-	-	5	-	-	5	- 225
47	201987	STRODL Andreas	GER	5	-	-	-	-	5	- 225
49	510997	BERTHOD Marc	SUI	-	4	-	-	-	4	- 226
49	530939	WEIBRECHT Andrew	USA	-	-	3	-	1	4	- 226
51	380292	ZRNCIC-DIM Natko	CRO	-	-	-	3	-	3	- 227
52	421400	MYHRE Lars Elton	NOR	-	2	-	-	-	2	- 228
53	510498	ZUEGER Cornel	SUI	-	1	-	-	-	1	- 229

LEGEND

WC-DH World Cup points for Downhill Diff. Points Difference

17-01-2009 / Wengen (SUI) / 1323

Page 2/2

www.fis-ski.com

Generation Date: SAT 17 JAN 2009

Time: 14:56

Document: 25A 1.0





AUDI FIS SKI WORLD CUP 2008/09



5th MEN'S DOWNHILL OVERALL FIS WORLD CUP STANDINGS

Number of Competitors: 130

Rank	FIS Code	Name	Nation	Points	DH	SL	GS	SG	SC
					5 races	4 races	5 races	3 races	2 races
1	50625	RAICH Benjamin	AUT	593	–	124 (5)	286 (1)	47 (15)	136 (1)
2	192665	GRANGE Jean-Baptiste	FRA	536	–	309 (1)	118 (10)	–	109 (4)
3	421328	SVINDAL Aksel Lund	NOR	518	166 (8)	–	188 (6)	132 (3)	32 (18)
4	511313	JANKA Carlo	SUI	488	139 (11)	–	183 (7)	34 (22)	132 (2)
5	380260	KOSTELIC Ivica	CRO	486	7 (44)	245 (2)	152 (8)	32 (23)	50 (10)
6	510727	DEFAGO Didier	SUI	455	198 (4)	–	65 (21)	170 (2)	22 (19)
7	510030	CUCHE Didier	SUI	429	109 (14)	–	234 (3)	86 (9)	–
8	510993	ALBRECHT Daniel	SUI	427	105 (15)	11 (41)	221 (5)	50 (14)	40 (13)
9	532431	MILLER Bode	USA	385	225 (2)	95 (10)	33 (31)	32 (23)	–
10	292455	FILL Peter	ITA	378	177 (5)	–	45 (26)	40 (18)	116 (3)
11	50041	WALCHHOFER Michael	AUT	355	230 (1)	–	–	110 (6)	15 (23)
12	534562	LIGETY Ted	USA	324	–	47 (22)	241 (2)	36 (20)	–
13	293006	INNERHOFER Christof	ITA	296	176 (6)	5 (50)	3 (46)	72 (10)	40 (13)
14	50423	MAIER Hermann	AUT	268	59 (23)	–	–	209 (1)	–
15	102263	GUAY Erik	CAN	263	171 (7)	–	–	92 (8)	–
16	50753	KROELL Klaus	AUT	257	215 (3)	–	–	42 (17)	–
17	533131	SULLIVAN Marco	USA	241	142 (10)	–	–	99 (7)	–
18	292000	BLARDONE Massimiliano	ITA	224	–	–	224 (4)	–	–
19	53831	HIRSCHER Marcel	AUT	222	–	76 (14)	86 (15)	–	60 (6)
20	292491	MOELGG Manfred	ITA	218	–	140 (3)	78 (18)	–	–
21	292514	HEEL Werner	ITA	215	78 (16)	–	–	124 (5)	13 (24)
22	510767	HOFFMANN Ambrosi	SUI	207	138 (12)	–	–	69 (11)	–
23	500656	LARSSON Markus	SWE	191	–	70 (16)	71 (20)	–	50 (10)
24	102873	KUCERA John	CAN	189	29 (33)	–	–	126 (4)	34 (17)
25	350032	BUECHEL Marco	LIE	172	146 (9)	–	–	26 (27)	–
26	510890	ZURBRIGGEN Silvan	SUI	166	8 (42)	50 (21)	–	3 (44)	105 (5)
27	421483	JANSRUD Kjetil	NOR	160	–	–	148 (9)	12 (38)	–
28	102899	OSBORNE-PARADIS Manuel	CAN	158	134 (13)	–	–	24 (28)	–
29	51215	BAUMANN Romed	AUT	153	36 (28)	–	80 (17)	–	37 (16)
30	191459	LIZEROUX Julien	FRA	142	–	83 (12)	–	–	59 (7)
31	50451	GRUBER Christoph	AUT	139	59 (23)	–	60 (24)	20 (31)	–
32	50605	HERBST Reinfried	AUT	136	–	136 (4)	–	–	–
32	50742	REICHELTH Hannes	AUT	136	–	–	89 (13)	47 (15)	–
34	501017	MYHRER Andre	SWE	125	–	117 (7)	–	–	8 (32)
35	50624	PRANGER Manfred	AUT	119	–	119 (6)	–	–	–
36	50858	STREITBERGER Georg	AUT	114	78 (16)	–	–	36 (20)	–
37	501111	HARGIN Mattias	SWE	111	–	111 (8)	–	–	–

17-01-2009 / Wengen (SUI) / 1323

Page 1/4

www.fis-ski.com

Generation Date: SAT 17 JAN 2009

Time: 14:56

Document: 25B 1.0





AUDI FIS SKI WORLD CUP 2008/09



5th MEN'S DOWNHILL OVERALL FIS WORLD CUP STANDINGS

Number of Competitors: 130

Rank	FIS Code	Name	Nation	Points	DH	SL	GS	SG	SC
					5 races	4 races	5 races	3 races	2 races
37	50707	MATT Mario	AUT	111	–	108 (9)	3 (46)	–	–
39	511352	VILETTA Sandro	SUI	109	–	5 (50)	50 (25)	–	54 (8)
40	192746	THEAUX Adrien	FRA	102	66 (20)	–	–	20 (31)	16 (21)
41	191423	RICHARD Cyprien	FRA	96	–	–	96 (11)	–	–
42	534567	LANNING T J	USA	95	75 (19)	–	–	20 (31)	–
43	191750	FANARA Thomas	FRA	91	–	–	91 (12)	–	–
44	290478	ROCCA Giorgio	ITA	90	–	90 (11)	–	–	–
45	500150	JAERBYN Patrik	SWE	89	22 (34)	–	–	67 (12)	–
46	51007	SCHOERGHOFFER Philipp	AUT	88	–	–	88 (14)	–	–
47	501076	OLSSON Hans	SWE	84	78 (16)	–	–	–	6 (36)
48	560332	JERMAN Andrej	SLO	83	62 (22)	–	–	21 (29)	–
49	510997	BERTHOD Marc	SUI	82	4 (49)	–	65 (21)	13 (35)	–
49	191746	DE TESSIERES Gauthier	FRA	82	–	–	82 (16)	–	–
49	290732	THALER Patrick	ITA	82	–	82 (13)	–	–	–
52	50600	GOERGL Stephan	AUT	81	–	–	41 (27)	40 (18)	–
53	421400	MYHRE Lars Elton	NOR	80	2 (52)	36 (25)	–	–	42 (12)
54	201702	NEUREUTHER Felix	GER	78	–	71 (15)	–	–	7 (35)
55	192506	MISSILLIER Steve	FRA	75	–	39 (24)	36 (28)	–	–
56	292120	SIMONCELLI Davide	ITA	74	–	–	74 (19)	–	–
57	533866	NYMAN Steven	USA	71	65 (21)	–	–	6 (42)	–
58	510747	GRUENENFELDER Tobias	SUI	69	18 (35)	–	–	51 (13)	–
59	50931	BECHTER Patrick	AUT	67	–	67 (17)	–	–	–
59	560355	VALENCIC Mitja	SLO	67	–	67 (17)	–	–	–
61	500499	BROLENIUS Johan	SWE	66	–	66 (19)	–	–	–
62	560406	GORZA Ales	SLO	64	–	–	35 (30)	29 (26)	–
63	190677	CHENAL Joel	FRA	63	–	–	63 (23)	–	–
64	293098	RAZZOLI Giuliano	ITA	60	–	60 (20)	–	–	–
65	102961	DIXON Robbie	CAN	55	34 (30)	–	–	21 (29)	–
65	290998	STAUDACHER Patrick	ITA	55	7 (44)	–	–	32 (23)	16 (21)
65	380292	ZRNCIC-DIM Natko	CRO	55	3 (51)	–	–	–	52 (9)
68	191964	POISSON David	FRA	52	52 (25)	–	–	–	–
69	534939	FISHER Erik	USA	50	39 (27)	–	–	11 (39)	–
70	150644	KRYZL Krystof	CZE	47	–	–	9 (42)	–	38 (15)
70	51005	SCHEIBER Mario	AUT	47	12 (36)	–	15 (38)	20 (31)	–
72	191740	CLAREY Johan	FRA	46	46 (26)	–	–	–	–
73	501101	BYGGMARK Jens	SWE	44	–	36 (25)	–	–	8 (32)
74	532490	MACARTNEY Scott	USA	43	36 (28)	–	–	7 (41)	–

17-01-2009 / Wengen (SUI) / 1323

Page 2/4

www.fis-ski.com

Generation Date: SAT 17 JAN 2009

Time: 14:56

Document: 25B 1.0





AUDI FIS SKI WORLD CUP 2008/09



5th MEN'S DOWNHILL OVERALL FIS WORLD CUP STANDINGS

Number of Competitors: 130

Rank	FIS Code	Name	Nation	Points	DH 5 races	SL 4 races	GS 5 races	SG 3 races	SC 2 races
75	560371	DRAGSIC Mitja	SLO	42	–	42 (23)	–	–	–
75	560425	VAJDIC Bernard	SLO	42	–	22 (31)	20 (34)	–	–
77	180534	SANDELL Marcus	FIN	36	–	–	36 (28)	–	–
78	291145	DEVILLE Cristian	ITA	35	–	35 (27)	–	–	–
79	534959	JITLOFF Tim	USA	34	–	16 (34)	18 (36)	–	–
79	192504	MERMILLOD BLONDIN T.	FRA	34	–	13 (36)	10 (40)	–	11 (29)
81	191116	DALCIN Pierre–Emmanuel	FRA	32	32 (31)	–	–	–	–
81	102271	HUDEC Jan	CAN	32	32 (31)	–	–	–	–
81	290693	PLONER Alexander	ITA	32	–	–	32 (32)	–	–
84	102435	JANYK Michael	CAN	29	–	29 (28)	–	–	–
85	201422	KOGLER Stefan	GER	28	–	28 (29)	–	–	–
86	50981	HOERL Wolfgang	AUT	24	–	24 (30)	–	–	–
86	560447	SPORN Andrej	SLO	24	8 (42)	–	–	4 (43)	12 (26)
88	180292	LEINO Jukka	FIN	23	–	13 (36)	10 (40)	–	–
88	101895	ROY Jean–Philippe	CAN	23	–	–	23 (33)	–	–
90	191640	ANSELMET Alexandre	FRA	22	–	22 (31)	–	–	–
90	201542	STRODL Peter	GER	22	9 (40)	–	–	13 (35)	–
92	102239	COUSINEAU Julien	CAN	21	–	8 (44)	–	–	13 (24)
93	420148	KARLSEN Truls Ove	NOR	19	–	–	19 (35)	–	–
94	501026	RAINER Niklas	SWE	18	–	–	–	–	18 (20)
94	292250	SCHIEPPATI Alberto	ITA	18	–	–	18 (36)	–	–
94	292291	THANEI Stefan	ITA	18	12 (36)	–	–	–	6 (36)
97	102456	BIGGS Patrick	CAN	17	–	17 (33)	–	–	–
98	511127	GINI Marc	SUI	16	–	12 (38)	4 (45)	–	–
99	50547	SCHOENFELDER Rainer	AUT	14	–	8 (44)	6 (44)	–	–
99	150594	TREJBAL Filip	CZE	14	–	14 (35)	–	–	–
101	510307	BRAND Olivier	SUI	13	–	–	–	13 (35)	–
101	201606	KEPPLER Stephan	GER	13	12 (36)	–	–	1 (45)	–
103	700724	BABUSIAK Jaroslav	SVK	12	–	–	–	–	12 (26)
103	511139	KUENG Patrick	SUI	12	–	–	–	–	12 (26)
103	201896	STEHLE Dominik	GER	12	–	12 (38)	–	–	–
103	301709	YUASA Naoki	JPN	12	–	12 (38)	–	–	–
107	192932	FAYED Guillermo	FRA	11	11 (39)	–	–	–	–
107	533397	ZAMANSKY Jake	USA	11	–	–	11 (39)	–	–
109	90131	GEORGIEV Georgi	BUL	10	–	–	–	–	10 (30)
109	533739	MARSHALL Cody	USA	10	–	10 (42)	–	–	–
111	191591	BERTRAND Yannick	FRA	9	9 (40)	–	–	–	–





AUDI FIS SKI WORLD CUP 2008/09



5th MEN'S DOWNHILL OVERALL FIS WORLD CUP STANDINGS

Number of Competitors: 130

Rank	FIS Code	Name	Nation	Points	DH 5 races	SL 4 races	GS 5 races	SG 3 races	SC 2 races
111	380290	SAMSAL Dalibor	CRO	9	–	9 (43)	–	–	–
111	20174	VIDOSA Roger	AND	9	–	–	–	–	9 (31)
114	192653	FREY Thomas	FRA	8	–	–	8 (43)	–	–
114	291399	GIRARDI Walter	ITA	8	–	–	–	8 (40)	–
114	300804	MINAGAWA Kentaro	JPN	8	–	8 (44)	–	–	–
114	150495	VRABLIK Martin	CZE	8	–	–	–	–	8 (32)
118	910000	IMBODEN Urs	MDA	7	–	7 (47)	–	–	–
118	530939	WEIBRECHT Andrew	USA	7	4 (49)	–	–	–	3 (40)
120	250127	BJOERGVINSSON Bjoergvin	ISL	6	–	6 (48)	–	–	–
120	50831	GRAGGABER Thomas	AUT	6	6 (46)	–	–	–	–
120	100115	GRANDI Thomas	CAN	6	–	6 (48)	–	–	–
123	534040	COCHRAN Jimmy	USA	5	–	5 (50)	–	–	–
123	191462	PAQUIN Pierre	FRA	5	–	–	–	–	5 (38)
123	561067	PERKO Rok	SLO	5	5 (47)	–	–	–	–
123	201987	STRODL Andreas	GER	5	5 (47)	–	–	–	–
127	190915	BOURGEAT Pierrick	FRA	4	–	–	–	–	4 (39)
128	294277	KLOTZ Siegmur	ITA	2	–	–	–	–	2 (41)
129	150421	ZAHROBSKY Petr	CZE	1	–	–	–	1 (45)	–
129	510498	ZUEGER Cornel	SUI	1	1 (53)	–	–	–	–

LEGEND

SC Super Combined points SG Super-G points DH Downhill points Points Overall points SL Slalom points
GS Giant Slalom points

17-01-2009 / Wengen (SUI) / 1323

Page 4/4

www.fis-ski.com

Generation Date: SAT 17 JAN 2009

Time: 14:56

Document: 25B 1.0





AUDI FIS SKI WORLD CUP 2008/09



5th MEN'S DOWNHILL MEN FIS NATION CUP

Number of Nations: 20

Place	Nation	Points	Diff.	DH	SL	GS	SG	SC
1	AUT Austria	2930		695	662	754	571	248
2	SUI Switzerland	2474	- 456	720	78	822	489	365
3	ITA Italy	1805	- 1125	450	412	474	276	193
4	FRA France	1410	- 1520	216	466	504	20	204
5	USA United States	1276	- 1654	586	173	303	211	3
6	CAN Canada	793	- 2137	400	60	23	263	47
7	NOR Norway	777	- 2153	168	36	355	144	74
8	SWE Sweden	728	- 2202	100	400	71	67	90
9	CRO Croatia	550	- 2380	10	254	152	32	102
10	SLO Slovenia	327	- 2603	75	131	55	54	12
11	LIE Liechtenstein	172	- 2758	146	-	-	26	-
12	GER Germany	158	- 2772	26	111	-	14	7
13	CZE Czech Republic	70	- 2860	-	14	9	1	46
14	FIN Finland	59	- 2871	-	13	46	-	-
15	JPN Japan	20	- 2910	-	20	-	-	-
16	SVK Slovakia	12	- 2918	-	-	-	-	12
17	BUL Bulgaria	10	- 2920	-	-	-	-	10
18	AND Andorra	9	- 2921	-	-	-	-	9
19	MDA Moldova	7	- 2923	-	7	-	-	-
20	ISL Iceland	6	- 2924	-	6	-	-	-





AUDI FIS SKI WORLD CUP 2008/09



5th MEN'S DOWNHILL FIS OVERALL NATION CUP

Number of Nations: 25

Place	Nation	Overall			DH Points			SL Points			GS Points			SG Points			SC Points		
		M+W	M	W	M+W	M	W	M+W	M	W	M+W	M	W	M+W	M	W	M+W	M	W
1	AUT	4972	2930	2042	863	695	168	1262	662	600	1533	754	779	845	571	274	469	248	221
2	SUI	3632	2474	1158	812	720	92	328	78	250	1062	822	240	937	489	448	493	365	128
3	ITA	3072	1805	1267	558	450	108	719	412	307	1111	474	637	450	276	174	234	193	41
4	USA	2176	1276	900	686	586	100	581	173	408	608	303	305	297	211	86	4	3	1
5	SWE	2018	728	1290	100	100	-	1036	400	636	439	71	368	225	67	158	218	90	128
6	FRA	2002	1410	592	257	216	41	608	466	142	802	504	298	100	20	80	235	204	31
7	GER	1415	158	1257	136	26	110	913	111	802	258	-	258	45	14	31	63	7	56
8	CAN	1108	793	315	472	400	72	123	60	63	39	23	16	393	263	130	81	47	34
9	NOR	843	777	66	168	168	-	93	36	57	364	355	9	144	144	-	74	74	-
10	FIN	740	59	681	-	-	-	354	13	341	384	46	338	-	-	-	2	-	2
11	SLO	736	327	409	104	75	29	174	131	43	295	55	240	115	54	61	48	12	36
12	CRO	724	550	174	10	10	-	423	254	169	157	152	5	32	32	-	102	102	-
13	CZE	456	70	386	-	-	-	318	14	304	38	9	29	14	1	13	86	46	40
14	LIE	193	172	21	146	146	-	21	-	21	-	-	-	26	26	-	-	-	-
15	SVK	100	12	88	-	-	-	88	-	88	-	-	-	-	-	-	12	12	-
16	GBR	26	-	26	-	-	-	-	-	-	26	-	26	-	-	-	-	-	-
17	SPA	22	-	22	4	-	4	-	-	-	15	-	15	3	-	3	-	-	-
18	JPN	20	20	-	-	-	-	20	20	-	-	-	-	-	-	-	-	-	-
19	BEL	15	-	15	-	-	-	15	-	15	-	-	-	-	-	-	-	-	-
20	POL	14	-	14	-	-	-	9	-	9	5	-	5	-	-	-	-	-	-
21	BUL	10	10	-	-	-	-	-	-	-	-	-	-	-	-	-	10	10	-
22	AND	9	9	-	-	-	-	-	-	-	-	-	-	-	-	-	9	9	-
23	MDA	7	7	-	-	-	-	7	7	-	-	-	-	-	-	-	-	-	-
24	ISL	6	6	-	-	-	-	6	6	-	-	-	-	-	-	-	-	-	-
25	ROU	1	-	1	-	-	-	-	-	-	-	-	-	1	-	1	-	-	-





AUDI FIS SKI WORLD CUP 2008/09



AFTER 5th MEN'S DOWNHILL MANUFACTURERS STANDINGS MEN

Number of Manufacturers: 10

Place	Manufacturer	Points	Diff.	DH	SL	GS	SG	SC
1	Atomic	2410		630	200	810	390	380
2	Rossignol	1690	- 720	385	470	330	320	185
3	Head	1115	- 1295	485	80	210	290	50
4	Fischer	635	- 1775	50	285	210	40	50
5	Nordica	480	- 1930	110	190	50	90	40
6	Salomon	370	- 2040	215	50	105	-	-
7	Dynastar	205	- 2205	-	-	160	-	45
8	Blizzard	100	- 2310	-	100	-	-	-
9	Voelkl	80	- 2330	-	80	-	-	-
10	Elan	45	- 2365	-	45	-	-	-





AUDI FIS SKI WORLD CUP 2008/09



AFTER 5th MEN'S DOWNHILL MANUFACTURERS STANDINGS OVERALL

Number of Manufacturers: 11

Place	Manufacturer	Overall			DH Points			SL Points			GS Points			SG Points			SC Points		
		M+W	M	W	M+W	M	W	M+W	M	W	M+W	M	W	M+W	M	W	M+W	M	W
1	Atomic	3535	2410	1125	675	630	45	520	200	320	1345	810	535	570	390	180	425	380	45
2	Rossignol	2810	1690	1120	485	385	100	970	470	500	805	330	475	365	320	45	185	185	-
3	Head	2525	1115	1410	545	485	60	980	80	900	370	210	160	390	290	100	240	50	190
4	Voelkl	1080	80	1000	95	-	95	490	80	410	370	-	370	45	-	45	80	-	80
5	Fischer	950	635	315	50	50	-	365	285	80	445	210	235	40	40	-	50	50	-
6	Nordica	480	480	-	110	110	-	190	190	-	50	50	-	90	90	-	40	40	-
7	Salomon	455	370	85	215	215	-	95	50	45	105	105	-	40	-	40	-	-	-
8	Dynastar	445	205	240	80	-	80	-	-	-	160	160	-	160	-	160	45	45	-
9	Stoeckli	360	-	360	-	-	-	-	-	-	100	-	100	200	-	200	60	-	60
10	Blizzard	100	100	-	-	-	-	100	100	-	-	-	-	-	-	-	-	-	-
11	Elan	45	45	-	-	-	-	45	45	-	-	-	-	-	-	-	-	-	-

