

**Wengen**

SWISSSKI

16.–18. JANUAR 2009



swisscom

SRG SSR idée suisse



helvetia

OCHSNER
SPORT

RE/MAX

infront
SPORTS & MEDIA

AUDI FIS SKI WORLD CUP 2008/09



Wengen (SUI)




5th MEN'S SLALOM

SUN 18 JAN 2009

ALPHABETICAL LIST OF COMPETITORS

Number of Competitors: 72, Number of NOCs: 17

Nation	FIS Code	Name	FIS Points (15th of January 2009 – List 7)									
			DH		SL		GS		SG		SC	
ARG (1)	30149	SIMARI BIRKNER Cristian Javier	51.85	(266)	14.01	(110)	12.22	(87)	53.88	(552)	38.78	(210)
AUT (9)	50931	BECHTER Patrick	196.25	(2078)	7.19	(35)	10.82	(73)	73.95	(1002)	–	
	51060	GSCHWENTER Dominik	97.26	(796)	11.92	(83)	12.55	(89)	46.28	(405)	36.13	(186)
	50605	HERBST Reinfried	80.28	(549)	2.31	(4)	32.37	(573)	58.14	(639)	–	
	53831	HIRSCHER Marcel	93.67	(726)	4.92	(15)	5.74	(28)	34.16	(250)	5.57	(19)
	50981	HOERL Wolfgang	100.94	(858)	9.09	(56)	13.43	(97)	66.51	(815)	–	
	50707	MATT Mario	25.79	(116)	2.77	(5)	10.76	(72)	48.45	(446)	8.76	(35)
	50997	OMMINGER Andreas	327.28	(2572)	10.35	(66)	36.22	(682)	209.25	(3739)	–	
	50624	PRANGER Manfred	275.96	(2455)	4.49	(9)	32.07	(556)	163.77	(3008)	–	
50625	RAICH Benjamin	15.65	(65)	3.07	(6)	0.00	(1)	2.47	(8)	1.71	(3)	
BUL (2)	92591	ALBRECHT Kilian	310.97	(2517)	10.09	(63)	37.10	(707)	140.82	(2474)	–	
	90131	GEORGIEV Georgi	54.21	(282)	18.94	(188)	36.39	(689)	67.50	(838)	72.33	(529)
CAN (5)	102456	BIGGS Patrick	342.52	(2624)	8.28	(47)	25.63	(332)	176.21	(3241)	–	
	102239	COUSINEAU Julien	100.48	(847)	8.22	(46)	8.40	(55)	39.76	(312)	29.40	(147)
	100115	GRANDI Thomas	112.66	(1046)	13.56	(107)	17.09	(150)	101.02	(1591)	–	
	102435	JANYK Michael	109.25	(992)	6.00	(31)	28.10	(432)	44.07	(367)	57.60	(393)
	102922	WHITE Trevor	76.87	(501)	6.50	(33)	22.95	(271)	44.73	(374)	–	
CRO (2)	380260	KOSTELIC Ivica	8.84	(38)	1.30	(2)	4.59	(11)	5.41	(26)	2.56	(4)
	380292	ZRNCIC-DIM Natko	17.77	(76)	20.80	(219)	23.22	(278)	20.96	(118)	4.22	(9)
CZE (3)	150644	KRYZL Krystof	44.74	(218)	7.79	(41)	7.95	(47)	29.43	(196)	5.99	(29)
	150594	TREJBAL Filip	59.69	(326)	9.95	(61)	27.39	(395)	28.29	(186)	27.63	(131)
	150495	VRABLIK Martin	79.93	(541)	10.43	(67)	14.33	(109)	40.84	(321)	27.03	(123)
FIN (2)	180292	LEINO Jukka	761.32	(2971)	10.65	(70)	7.48	(44)	413.70	(4706)	–	
	180570	ROMAR Andreas	42.99	(210)	18.36	(181)	14.97	(114)	26.27	(163)	37.00	(194)
FRA (8)	191640	ANSELMET Alexandre	340.37	(2620)	7.44	(38)	41.61	(878)	61.15	(697)	–	
	191750	FANARA Thomas	144.79	(1523)	10.49	(68)	5.26	(17)	46.90	(423)	–	
	192665	GRANGE Jean-Baptiste	31.81	(146)	0.00	(1)	4.89	(14)	30.53	(203)	1.50	(2)
	191459	LIZEROUX Julien	44.78	(220)	3.30	(7)	12.84	(91)	74.78	(1033)	5.03	(15)
	192504	MERMILLOD BLONDIN Thomas	30.93	(139)	8.47	(49)	8.32	(54)	25.35	(155)	12.10	(45)
	192506	MISSILLIER Steve	83.18	(578)	5.84	(27)	6.94	(41)	59.55	(666)	–	



ALPHABETICAL LIST OF COMPETITORS

Number of Competitors: 72, Number of NOCs: 17

Nation	FIS Code	Name	FIS Points (15th of January 2009 – List 7)						
			DH	SL	GS	SG	SC		
FRA (8)	192943	OBERT Anthony	56.55 (301)	12.86 (95)	13.17 (95)	36.90 (282)	41.05 (226)		
	191425	TISSOT Stephane	99.22 (833)	7.19 (35)	21.94 (247)	181.62 (3343)	–		
GER (3)	201422	KOGLER Stefan	67.93 (397)	7.72 (40)	38.53 (752)	44.80 (376)	37.16 (196)		
	201702	NEUREUTHER Felix	98.81 (824)	3.45 (8)	11.63 (83)	38.03 (294)	101.53 (795)		
	201900	WAGNER Hannes	26.91 (121)	17.13 (154)	19.04 (186)	25.01 (151)	18.22 (67)		
ITA (6)	291145	DEVILLE Cristian	304.13 (2500)	4.88 (14)	18.58 (172)	75.12 (1042)	–		
	292455	FILL Peter	3.54 (7)	28.33 (402)	8.03 (49)	5.43 (27)	4.49 (11)		
	292491	MOELGG Manfred	54.28 (283)	1.70 (3)	3.43 (7)	15.79 (83)	35.97 (184)		
	293098	RAZZOLI Giuliano	320.20 (2545)	5.98 (29)	23.03 (276)	213.88 (3819)	–		
	290478	ROCCA Giorgio	62.02 (346)	4.56 (11)	22.13 (250)	49.69 (472)	48.52 (298)		
	290732	THALER Patrick	591.67 (2941)	5.02 (16)	22.47 (258)	446.13 (4768)	–		
JPN (3)	300804	MINAGAWA Kentaro	393.29 (2769)	14.87 (123)	43.89 (976)	348.39 (4466)	–		
	301312	SASAKI Akira	129.22 (1297)	7.50 (39)	24.12 (303)	64.64 (772)	72.19 (528)		
	301709	YUASA Naoki	485.58 (2889)	8.11 (45)	61.49 (1731)	362.82 (4545)	–		
MDA (1)	910000	IMBODEN Urs	199.95 (2123)	9.81 (58)	33.68 (612)	430.87 (4744)	–		
NOR (3)	420148	KARLSEN Truls Ove	114.77 (1075)	11.23 (76)	11.99 (86)	83.73 (1229)	–		
	421400	MYHRE Lars Elton	21.44 (98)	7.03 (34)	22.22 (254)	15.11 (79)	5.47 (17)		
	421328	SVINDAL Aksel Lund	2.98 (6)	8.43 (48)	2.43 (6)	1.14 (4)	3.39 (6)		
SLO (3)	560371	DRAGSIC Mitja	207.34 (2213)	5.33 (20)	45.42 (1038)	158.03 (2875)	–		
	560425	VAJDIC Bernard	112.96 (1051)	5.20 (18)	8.26 (53)	65.03 (779)	–		
	560355	VALENCIC Mitja	386.33 (2759)	5.87 (28)	15.84 (136)	141.71 (2493)	–		
SUI (6)	510993	ALBRECHT Daniel	5.83 (25)	5.70 (25)	1.95 (4)	4.87 (21)	2.75 (5)		
	510997	BERTHOD Marc	29.67 (132)	5.99 (30)	4.43 (10)	19.93 (106)	12.62 (51)		
	511127	GINI Marc	102.75 (884)	5.58 (24)	11.68 (84)	32.45 (227)	22.06 (86)		
	511352	VILETTA Sandro	80.04 (544)	8.56 (50)	6.80 (40)	20.34 (111)	5.99 (29)		
	511174	VOGEL Markus	128.78 (1289)	8.73 (51)	26.84 (377)	56.43 (610)	38.36 (208)		
	510890	ZURBRIGGEN Silvan	6.00 (31)	5.37 (21)	42.73 (934)	6.00 (31)	3.70 (8)		
SWE (8)	500819	ANDERSSON Magnus	91.58 (692)	10.11 (64)	34.56 (639)	158.57 (2886)	–		
	500909	ANDERSSON Oscar	64.88 (378)	8.97 (53)	24.02 (301)	61.11 (695)	19.41 (75)		
	500499	BROLENIUS Johan	100.48 (847)	5.38 (22)	41.37 (871)	416.58 (4712)	–		
	501101	BYGGMARK Jens	30.82 (138)	4.73 (13)	25.85 (345)	55.10 (589)	31.03 (154)		
	501111	HARGIN Mattias	78.23 (523)	5.13 (17)	27.41 (397)	73.86 (999)	37.48 (199)		
	501116	LAHDENPERAE Anton	76.87 (501)	12.51 (93)	19.93 (209)	49.52 (468)	25.78 (112)		
	501017	MYHRER Andre	61.54 (341)	4.59 (12)	9.50 (61)	62.68 (732)	220.71 (1362)		
	501071	NORDH Fredrik	84.95 (598)	13.06 (100)	16.07 (138)	44.06 (366)	–		
USA (7)	534040	COCHRAN Jimmy	61.03 (335)	7.36 (37)	8.11 (51)	42.99 (355)	55.66 (375)		
	534959	JITLOFF Tim	56.96 (309)	8.02 (43)	7.36 (42)	27.64 (180)	371.15 (1563)		
	530837	KELLEY Tim	84.17 (589)	7.94 (42)	18.03 (162)	44.14 (369)	6.38 (33)		



AUDI FIS SKI WORLD CUP 2008/09
Wengen (SUI)



5th MEN'S SLALOM

SUN 18 JAN 2009

ALPHABETICAL LIST OF COMPETITORS

Number of Competitors: 72, Number of NOCs: 17

Nation	FIS Code	Name	FIS Points (15th of January 2009 – List 7)						
			DH	SL	GS	SG	SC		
USA (7)	534562	LIGETY Ted	32.78 (157)	4.49 (9)	0.35 (2)	9.33 (42)	4.64 (12)		
	533739	MARSHALL Cody	716.42 (2967)	8.98 (54)	18.29 (167)	168.58 (3117)	–		
	534748	MCDONALD Paul	195.51 (2065)	9.01 (55)	24.94 (321)	119.26 (2011)	–		
	532431	MILLER Bode	0.00 (1)	5.39 (23)	5.60 (23)	3.75 (13)	0.00 (1)		

LEGEND	DH Downhill	SL Slalom	GS Giant Slalom	SG Super-G	SC Super Combined
---------------	--------------------	------------------	------------------------	-------------------	--------------------------

18-01-2009 / Wengen (SUI) / 1324

Page 3/3

Data Processing by LONGINES

www.fis-ski.com

LONGINES Timing

Generation Date: SAT 17 JAN 2009

Time: 17:26

Document: 32E 1.0





79. INTERNATIONALE LAUBERHORNRENNEN – Audi FIS Ski World Cup

**Wengen**

SWISSSKI

16.–18. JANUAR 2009



swisscom

SRG SSR idée suisse



helvetia

OCHSNER
SPORT

RE/MAX

infront
SPORTS & MEDIA

AUDI FIS SKI WORLD CUP 2008/09

LONGINES

Wengen (SUI)



5th MEN'S SLALOM

SUN 18 JAN 2009

DRAW LIST BY POINTS

Number of Competitors: 72, Number of NOCs: 17 Ranked 100 in the FIS List: NORDH F. FIS Pts: 13.06

No.	FIS Code	Name	Nation	WCSL-SL	WCSL-O	FIS-SL
1	192665	GRANGE Jean-Baptiste	FRA	635 (1)	1021 (5)	0.00 (1)
2	380260	KOSTELIC Ivica	CRO	515 (2)	988 (6)	1.30 (2)
3	292491	MOELGG Manfred	ITA	478 (3)	733 (10)	1.70 (3)
4	50605	HERBST Reinfried	AUT	422 (4)	422 (22)	2.31 (4)
5	50707	MATT Mario	AUT	380 (5)	463 (16)	2.77 (5)
6	50625	RAICH Benjamin	AUT	352 (6)	1305 (1)	3.07 (6)
7	191459	LIZEROUX Julien	FRA	331 (7)	444 (19)	3.30 (7)
8	201702	NEUREUTHER Felix	GER	317 (8)	324 (33)	3.45 (8)
9	534562	LIGETY Ted	USA	221 (9)	798 (8)	4.49 (10)
10	50624	PRANGER Manfred	AUT	221 (9)	221 (43)	4.49 (9)
11	290478	ROCCA Giorgio	ITA	215 (11)	215 (44)	4.56 (11)
12	501017	MYHRER Andre	SWE	212 (12)	236 (41)	4.59 (12)
13	501101	BYGGMARK Jens	SWE	199 (13)	237 (40)	4.73 (13)
14	291145	DEVILLE Cristian	ITA	185 (14)	185 (47)	4.88 (14)
15	53831	HIRSCHER Marcel	AUT	182 (15)	328 (32)	4.92 (15)
16	+400 532431	MILLER Bode	USA	138 (23)	1147 (2)	5.39 (22)
17	+400 510993	ALBRECHT Daniel	SUI	110 (25)	860 (7)	5.70 (24)
18	290732	THALER Patrick	ITA	172 (16)	172 (51)	5.02 (16)
19	501111	HARGIN Mattias	SWE	162 (17)	162 (56)	5.13 (17)
20	560425	VAJDIC Bernard	SLO	156 (18)	179 (49)	5.20 (18)
21	560371	DRAGSIC Mitja	SLO	144 (20)	144 (57)	5.33 (19)
22	510890	ZURBRIGGEN Silvan	SUI	140 (21)	353 (28)	5.37 (20)
23	500499	BROLENIUS Johan	SWE	139 (22)	139 (60)	5.38 (21)
24	511127	GINI Marc	SUI	121 (24)	125 (65)	5.58 (23)
25	192506	MISSILLIER Steve	FRA	97 (27)	135 (63)	5.84 (25)
26	560355	VALENCIC Mitja	SLO	94 (28)	94 (78)	5.87 (26)
27	293098	RAZZOLI Giuliano	ITA	84 (29)	84 (84)	5.98 (27)
28	510997	BERTHOD Marc	SUI	83 (30)	294 (36)	5.99 (28)
29	301312	SASAKI Akira	JPN	80 (32)	80 (85)	7.50 (36)
30	534040	COCHRAN Jimmy	USA	79 (33)	97 (76)	7.36 (34)
31	100115	GRANDI Thomas	CAN	79 (33)	99 (75)	> 13.56 (65)
32	+400 421328	SVINDAL Aksel Lund	NOR	58 (37)	1079 (3)	8.43 (44)
33	+400 292455	FILL Peter	ITA	-	577 (12)	> 28.33 (72)
34	102435	JANYK Michael	CAN	52 (38)	52 (94)	6.00 (29)
35	102922	WHITE Trevor	CAN	-	-	6.50 (30)
36	421400	MYHRE Lars Elton	NOR	40 (40)	138 (61)	7.03 (31)
37	50931	BECHTER Patrick	AUT	67 (35)	67 (88)	7.19 (32)

18-01-2009 / Wengen (SUI) / 1324

Page 1/2

Data Processing by LONGINES


www.fis-ski.com

LONGINES Timing

Generation Date: SAT 17 JAN 2009

Time: 17:26

Document: 45A 1.0





AUDI FIS SKI WORLD CUP 2008/09
Wengen (SUI)



Audi FIS Ski World Cup



5th MEN'S SLALOM

SUN 18 JAN 2009

DRAW LIST BY POINTS

Number of Competitors: 72, Number of NOCs: 17 Ranked 100 in the FIS List: NORDH F. FIS Pts: 13.06

No.	FIS Code	Name	Nation	WCSL-SL	WCSL-O	FIS-SL
38	191425	TISSOT Stephane	FRA	11 (62)	11 (141)	7.19 (33)
39	191640	ANSELMET Alexandre	FRA	28 (45)	28 (116)	7.44 (35)
40	201422	KOGLER Stefan	GER	28 (45)	28 (116)	7.72 (37)
41	150644	KRYZL Krystof	CZE	4 (72)	59 (91)	7.79 (38)
42	530837	KELLEY Tim	USA	-	-	7.94 (39)
43	534959	JITLOFF Tim	USA	16 (56)	34 (110)	8.02 (40)
44	301709	YUASA Naoki	JPN	41 (39)	41 (104)	8.11 (41)
45	102239	COUSINEAU Julien	CAN	8 (65)	21 (124)	8.22 (42)
46 31-35	50981	HOERL Wolfgang	AUT	67 (35)	67 (88)	9.09 (51)
47	102456	BIGGS Patrick	CAN	23 (48)	23 (120)	8.28 (43)
48	192504	MERMILLOD BLONDIN Thomas	FRA	13 (60)	45 (98)	8.47 (45)
49	511352	VILETTA Sandro	SUI	35 (41)	143 (58)	8.56 (46)
50	511174	VOGEL Markus	SUI	-	-	8.73 (47)
51	500909	ANDERSSON Oscar	SWE	20 (50)	20 (125)	8.97 (48)
52	533739	MARSHALL Cody	USA	23 (48)	23 (120)	8.98 (49)
53	534748	MCDONALD Paul	USA	-	-	9.01 (50)
54	910000	IMBODEN Urs	MDA	7 (66)	7 (152)	9.81 (52)
55	150594	TREJBAL Filip	CZE	33 (43)	34 (110)	9.95 (53)
56	92591	ALBRECHT Kilian	BUL	15 (57)	15 (133)	10.09 (54)
57	500819	ANDERSSON Magnus	SWE	-	-	10.11 (55)
58	50997	OMMINGER Andreas	AUT	17 (54)	17 (131)	10.35 (56)
59	150495	VRABLIK Martin	CZE	-	8 (149)	10.43 (57)
60	191750	FANARA Thomas	FRA	-	119 (68)	10.49 (58)
61	180292	LEINO Jukka	FIN	18 (52)	33 (113)	10.65 (59)
62	420148	KARLSEN Truls Ove	NOR	11 (62)	50 (96)	11.23 (60)
63	51060	GSCHWENTER Dominik	AUT	-	-	11.92 (61)
64	501116	LAHDENPERAE Anton	SWE	34 (42)	34 (110)	12.51 (62)
65	192943	OBERT Anthony	FRA	-	-	12.86 (63)
66	501071	NORDH Fredrik	SWE	-	-	= 13.06 (64)
67	30149	SIMARI BIRKNER Cristian Javier	ARG	-	-	> 14.01 (66)
68	300804	MINAGAWA Kentaro	JPN	33 (43)	33 (113)	> 14.87 (67)
69	201900	WAGNER Hannes	GER	-	-	> 17.13 (68)
70	180570	ROMAR Andreas	FIN	-	-	> 18.36 (69)
71	90131	GEORGIEV Georgi	BUL	-	10 (144)	> 18.94 (70)
72	380292	ZRNCIC-DIM Natko	CRO	-	135 (63)	> 20.80 (71)

LEGEND

+400 More than 400 points on WCSL-O after 15th place or after 30th place
 31-35 Between 31st and 35th on the WCSL-Disciplin but over 45th place
 WCSL-SL World Cup Start List points for Slalom
 FIS-SL FIS points for Slalom
 WCSL-O Overall WCSL points
 No. Control Number

18-01-2009 / Wengen (SUI) / 1324

Page 2/2

Data Processing by LONGINES

www.fis-ski.com

LONGINES Timing

Generation Date: SAT 17 JAN 2009

Time: 17:26

Document: 45A 1.0



**Wengen**

JUNGFRAUJOCH



SWISSSKI

16.–18. JANUAR 2009



swisscom

SRG SSR idée suisse



helvetia

OCHSNER
SPORT

RE/MAX

infront
SPORTS & MEDIA

AUDI FIS SKI WORLD CUP 2008/09



Wengen (SUI)



5th MEN'S SLALOM 1st RUN

SUN 18 JAN 2009

START LIST

Start Time: 10:00

Jury

TD FIS	M. COZZI	ITA
Referee	G. HUJARA	FIS
Chief of Race	U. NAEPLIN	SUI

Technical Data

Course Name	Männlichen / Jungfrau
Start Altitude	1475 m
Finish Altitude	1281 m
Vertical Drop	194 m
Homologation Number	5467/197/99

Race Information 1st Run

Course Setter	M. ERIKSSON	SWE
Number of Gates	61	
Turning Gates	60	
Start Time	10:00	

Race Information 2nd Run


Course Setter	R. GSTREIN	AUT
Number of Gates	61	
Turning Gates	60	
Start Time	13:15	

Forerunners	A – R. GODLI	SUI
	B – L. BACH	SUI
	C – S. SCHNEEBERGER	SUI
	D – C. BOHNER	SUI

Forerunners	A – R. GODLI	SUI
	B – L. BACH	SUI
	C – S. SCHNEEBERGER	SUI
	D – C. BOHNER	SUI

Number of Competitors: 72, Number of NOCs: 17

Bib	FIS Code	Name	Year of Birth	Nation	Time	Ski
1	50625	RAICH Benjamin	1978	AUT		Atomic
2	380260	KOSTELIC Ivica	1979	CRO		Fischer
3	50605	HERBST Reinfried	1978	AUT		Blizzard
4	50707	MATT Mario	1979	AUT		Fischer
5	191459	LIZEROUX Julien	1979	FRA		Dynastar
6	292491	MOELGG Manfred	1982	ITA		Rossignol
7	192665	GRANGE Jean-Baptiste	1984	FRA		Rossignol
8	291145	DEVILLE Cristian	1981	ITA		Voelkl
9	501017	MYHRER Andre	1983	SWE		Nordica
10	53831	HIRSCHER Marcel	1989	AUT		Atomic
11	50624	PRANGER Manfred	1978	AUT		Voelkl
12	201702	NEUREUTHER Felix	1984	GER		Atomic
13	501101	BYGGMARK Jens	1985	SWE		Atomic
14	534562	LIGETY Ted	1984	USA		Rossignol
15	290478	ROCCA Giorgio	1975	ITA		Salomon
16	532431	MILLER Bode	1977	USA		Head
17	510993	ALBRECHT Daniel	1983	SUI		Atomic
18	290732	THALER Patrick	1978	ITA		Nordica
19	501111	HARGIN Mattias	1985	SWE		Nordica
20	560425	VAJDIC Bernard	1980	SLO		Elan



Number of Competitors: 72, Number of NOCs: 17

Bib	FIS Code	Name	Year of Birth	Nation	Time	Ski
21	560371	DRAGSIC Mitja	1979	SLO		Fischer
22	510890	ZURBRIGGEN Silvan	1981	SUI		Rossignol
23	500499	BROLENIUS Johan	1977	SWE		Elan
24	511127	GINI Marc	1984	SUI		Fischer
25	192506	MISSILLIER Steve	1984	FRA		Dynastar
26	560355	VALENCIC Mitja	1978	SLO		Elan
27	293098	RAZZOLI Giuliano	1984	ITA		Nordica
28	510997	BERTHOD Marc	1983	SUI		Atomic
29	301312	SASAKI Akira	1981	JPN		Salomon
30	534040	COCHRAN Jimmy	1981	USA		Voelkl
31	100115	GRANDI Thomas	1972	CAN		Rossignol
32	421328	SVINDAL Aksel Lund	1982	NOR		Atomic
33	292455	FILL Peter	1982	ITA		Atomic
34	102435	JANYK Michael	1982	CAN		Rossignol
35	102922	WHITE Trevor	1984	CAN		Fischer
36	421400	MYHRE Lars Elton	1984	NOR		Rossignol
37	50931	BECHTER Patrick	1982	AUT		Fischer
38	191425	TISSOT Stephane	1979	FRA		Rossignol
39	191640	ANSELMET Alexandre	1980	FRA		Fischer
40	201422	KOGLER Stefan	1981	GER		Volkl
41	150644	KRYZL Krystof	1986	CZE		Elan
42	530837	KELLEY Tim	1986	USA		Voelkl
43	534959	JITLOFF Tim	1985	USA		Fischer
44	301709	YUASA Naoki	1983	JPN		Hart
45	102239	COUSINEAU Julien	1981	CAN		Fischer
46	50981	HOERL Wolfgang	1983	AUT		Blizzard
47	102456	BIGGS Patrick	1982	CAN		Fischer
48	192504	MERMILLOD BLONDIN Thomas	1984	FRA		Salomon
49	511352	VILETTA Sandro	1986	SUI		Nordica
50	511174	VOGEL Markus	1984	SUI		Stoeckli
51	500909	ANDERSSON Oscar	1982	SWE		Nordica
52	533739	MARSHALL Cody	1982	USA		Voelkl
53	534748	MCDONALD Paul	1984	USA		Voelkl
54	910000	IMBODEN Urs	1975	MDA		Fischer
55	150594	TREJBAL Filip	1985	CZE		Dynastar
56	92591	ALBRECHT Kilian	1973	BUL		
57	500819	ANDERSSON Magnus	1981	SWE		Elan
58	50997	OMMINGER Andreas	1983	AUT		Blizzard
59	150495	VRABLIK Martin	1982	CZE		Elan
60	191750	FANARA Thomas	1981	FRA		Fischer
61	180292	LEINO Jukka	1978	FIN		Atomic
62	420148	KARLSEN Truls Ove	1975	NOR		
63	51060	GSCHWENTER Dominik	1984	AUT		Blizzard
64	501116	LAHDENPERAE Anton	1985	SWE		Nordica
65	192943	OBERT Anthony	1985	FRA		Dynastar
66	501071	NORDH Fredrik	1984	SWE		Atomic
67	30149	SIMARI BIRKNER Cristian Javier	1980	ARG		
68	300804	MINAGAWA Kentaro	1977	JPN		Atomic



AUDI FIS SKI WORLD CUP 2008/09
Wengen (SUI)



5th MEN'S SLALOM 1st RUN
START LIST

SUN 18 JAN 2009
Start Time: 10:00

Number of Competitors: 72, Number of NOCs: 17

Bib	FIS Code	Name	Year of Birth	Nation	Time	Ski
69	201900	WAGNER Hannes	1986	GER	_____	Rossignol
70	180570	ROMAR Andreas	1989	FIN	_____	Atomic
71	90131	GEORGIEV Georgi	1987	BUL	_____	
72	380292	ZRNCIC-DIM Natko	1986	CRO	_____	Atomic





79. INTERNATIONALE LAUBERHORNRENNEN – Audi FIS Ski World Cup

**Wengen**

SWISSSKI

16.–18. JANUAR 2009

SRG SSR idée suisse
swisscom

helvetia

OCHSNER
SPORT

RE/MAX

infront
SPORTS & MEDIA

AUDI FIS SKI WORLD CUP 2008/09

LONGINES

Wengen (SUI)

5th MEN'S SLALOM 1st RUN
OFFICIAL RESULTSSUN 18 JAN 2009
Start Time: 13:15**Jury**

TD FIS	M. COZZI	ITA
Referee	G. HUJARA	FIS
Chief of Race	U. NAEPLIN	SUI

Technical Data

Course Name	Männlichen / Jungfrau
Start Altitude	1475 m
Finish Altitude	1281 m
Vertical Drop	194 m
Homologation Number	5467/197/99

Race Information 1st Run

Course Setter	M. ERIKSSON	SWE
Number of Gates	61	
Turning Gates	60	
Start Time	10:00	
Forerunners	A – R. GODLI	SUI
	B – L. BACH	SUI
	C – S. SCHNEEBERGER	SUI
	D – C. BOHNER	SUI

Race Information 2nd Run

Course Setter	R. GSTREIN	AUT
Number of Gates	61	
Turning Gates	59	
Start Time	13:15	
Forerunners	A – R. GODLI	SUI
	B – L. BACH	SUI
	C – S. SCHNEEBERGER	SUI
	D – C. BOHNER	SUI

Weather: Cloudy Snow: Hard Temperature – Start: -2 °C Finish: -1 °C

Number of Competitors: 72, Number of NOCs: 17

Rank	Bib	FIS Code	Name	Year of Birth	Nation	Time	Diff.	Ski
1	11	50624	PRANGER Manfred	1978	AUT	48.10		Voelkl
2	3	50605	HERBST Reinfried	1978	AUT	48.44	0.34	Blizzard
3	1	50625	RAICH Benjamin	1978	AUT	48.60	0.50	Atomic
4	7	192665	GRANGE Jean-Baptiste	1984	FRA	48.66	0.56	Rossignol
5	2	380260	KOSTELIC Ivica	1979	CRO	48.80	0.70	Fischer
6	6	292491	MOELGG Manfred	1982	ITA	48.90	0.80	Rossignol
7	5	191459	LIZEROUX Julien	1979	FRA	48.98	0.88	Dynastar
8	14	534562	LIGETY Ted	1984	USA	49.12	1.02	Rossignol
9	10	53831	HIRSCHER Marcel	1989	AUT	49.25	1.15	Atomic
10	9	501017	MYHRER Andre	1983	SWE	49.40	1.30	Nordica
11	24	511127	GINI Marc	1984	SUI	49.46	1.36	Fischer
12	45	102239	COUSINEAU Julien	1981	CAN	49.50	1.40	Fischer
13	46	50981	HOERL Wolfgang	1983	AUT	49.52	1.42	Blizzard
14	13	501101	BYGGMARK Jens	1985	SWE	49.58	1.48	Atomic
15	8	291145	DEVILLE Cristian	1981	ITA	49.66	1.56	Voelkl
16	20	560425	VAJDIC Bernard	1980	SLO	49.79	1.69	Elan
17	12	201702	NEUREUTHER Felix	1984	GER	49.80	1.70	Atomic
18	31	100115	GRANDI Thomas	1972	CAN	49.83	1.73	Rossignol
18	30	534040	COCHRAN Jimmy	1981	USA	49.83	1.73	Voelkl

18-01-2009 / Wengen (SUI) / 1324

Page 1/3

Data Processing by LONGINES


www.fis-ski.com

LONGINES Timing

Generation Date: SUN 18 JAN 2009

Time: 15:43

Document: 73B 1.0



Number of Competitors: 72, Number of NOCs: 17

Rank	Bib	FIS Code	Name	Year of Birth	Nation	Time	Diff.	Ski
20	72	380292	ZRNCIC-DIM Natko	1986	CRO	49.84	1.74	Atomic
20	36	421400	MYHRE Lars Elton	1984	NOR	49.84	1.74	Rossignol
20	26	560355	VALENCIC Mitja	1978	SLO	49.84	1.74	Elan
23	16	532431	MILLER Bode	1977	USA	49.86	1.76	Head
24	23	500499	BROLENIUS Johan	1977	SWE	49.89	1.79	Elan
25	19	501111	HARGIN Mattias	1985	SWE	49.90	1.80	Nordica
26	35	102922	WHITE Trevor	1984	CAN	49.95	1.85	Fischer
27	47	102456	BIGGS Patrick	1982	CAN	49.99	1.89	Fischer
28	15	290478	ROCCA Giorgio	1975	ITA	50.01	1.91	Salomon
29	32	421328	SVINDAL Aksel Lund	1982	NOR	50.05	1.95	Atomic
30	34	102435	JANYK Michael	1982	CAN	50.10	2.00	Rossignol
31	48	192504	MERMILLOD BLONDIN T.	1984	FRA	50.15	2.05	Salomon
31	25	192506	MISSILLIER Steve	1984	FRA	50.15	2.05	Dynastar
33	22	510890	ZURBRIGGEN Silvan	1981	SUI	50.17	2.07	Rossignol
34	21	560371	DRAGSIC Mitja	1979	SLO	50.24	2.14	Fischer
35	56	92591	ALBRECHT Kilian	1973	BUL	50.26	2.16	
36	64	501116	LAHDENPERAE Anton	1985	SWE	50.37	2.27	Nordica
37	44	301709	YUASA Naoki	1983	JPN	50.40	2.30	Hart
38	28	510997	BERTHOD Marc	1983	SUI	50.46	2.36	Atomic
39	39	191640	ANSELMET Alexandre	1980	FRA	50.56	2.46	Fischer
40	17	510993	ALBRECHT Daniel	1983	SUI	50.69	2.59	Atomic
41	37	50931	BECHTER Patrick	1982	AUT	50.70	2.60	Fischer
42	54	910000	IMBODEN Urs	1975	MDA	50.73	2.63	Fischer
43	58	50997	OMMINGER Andreas	1983	AUT	50.83	2.73	Blizzard
44	41	150644	KRYZL Krystof	1986	CZE	50.92	2.82	Elan
45	38	191425	TISSOT Stephane	1979	FRA	51.02	2.92	Rossignol
46	33	292455	FILL Peter	1982	ITA	51.08	2.98	Atomic
47	43	534959	JITLOFF Tim	1985	USA	51.19	3.09	Fischer
48	63	51060	GSCHWENTER Dominik	1984	AUT	51.58	3.48	Blizzard
49	52	533739	MARSHALL Cody	1982	USA	53.07	4.97	Voelkl
50	42	530837	KELLEY Tim	1986	USA	55.42	7.32	Voelkl

DID NOT START 1st RUN: 1 competitor

70	180570	ROMAR Andreas	1989	FIN	Atomic
----	--------	---------------	------	-----	--------

DID NOT FINISH 1st RUN: 20 competitors

4	50707	MATT Mario	1979	AUT	Fischer
18	290732	THALER Patrick	1978	ITA	Nordica
29	301312	SASAKI Akira	1981	JPN	Salomon
40	201422	KOGLER Stefan	1981	GER	Volkl
49	511352	VILETTA Sandro	1986	SUI	Nordica
50	511174	VOGEL Markus	1984	SUI	Stoeckli
51	500909	ANDERSSON Oscar	1982	SWE	Nordica
53	534748	MCDONALD Paul	1984	USA	Voelkl
55	150594	TREJBAL Filip	1985	CZE	Dynastar
57	500819	ANDERSSON Magnus	1981	SWE	Elan
59	150495	VRABLIK Martin	1982	CZE	Elan
60	191750	FANARA Thomas	1981	FRA	Fischer
61	180292	LEINO Jukka	1978	FIN	Atomic



AUDI FIS SKI WORLD CUP 2008/09
Wengen (SUI)



Audi FIS Ski World Cup



5th MEN'S SLALOM 1st RUN
OFFICIAL RESULTS

SUN 18 JAN 2009
Start Time: 13:15

Number of Competitors: 72, Number of NOCs: 17

Rank	Bib	FIS Code	Name	Year of Birth	Nation	Time	Diff.	Ski
	62	420148	KARLSEN Truls Ove	1975	NOR			
	65	192943	OBERT Anthony	1985	FRA			Dynastar
	66	501071	NORDH Fredrik	1984	SWE			Atomic
	67	30149	SIMARI BIRKNER C.	1980	ARG			
	68	300804	MINAGAWA Kentaro	1977	JPN			Atomic
	69	201900	WAGNER Hannes	1986	GER			Rossignol
	71	90131	GEORGIEV Georgi	1987	BUL			

DISQUALIFIED 1st RUN: 1 competitor

	27	293098	RAZZOLI Giuliano	1984	ITA	Gate 58	Rule 629.3	Nordica
--	----	--------	------------------	------	-----	---------	------------	---------

Reason for disqualification:

629.3 Does not pass through a gate correctly

18-01-2009 / Wengen (SUI) / 1324

Page 3/3

Data Processing by LONGINES

www.fis-ski.com

LONGINES Timing

Generation Date: SUN 18 JAN 2009

Time: 15:43

Document: 73B 1.0





79. INTERNATIONALE LAUBERHORNRENNEN – Audi FIS Ski World Cup

**Wengen**

SWISSSKI

16.–18. JANUAR 2009



swisscom

SRG SSR idée suisse



helvetia

OCHSNER
SPORT

RE/MAX

infront
SPORTS & MEDIA

AUDI FIS SKI WORLD CUP 2008/09



Wengen (SUI)



5th MEN'S SLALOM 2nd RUN

SUN 18 JAN 2009

START LIST

Start Time: 13:15

Jury

TD FIS	M. COZZI	ITA
Referee	G. HUJARA	FIS
Chief of Race	U. NAEPLIN	SUI

Technical Data

Course Name	Männlichen / Jungfrau
Start Altitude	1475 m
Finish Altitude	1281 m
Vertical Drop	194 m
Homologation Number	5467/197/99

Race Information 1st Run

Course Setter	M. ERIKSSON	SWE
Number of Gates	61	
Turning Gates	60	
Start Time	10:00	

Race Information 2nd Run

Course Setter	R. GSTREIN	AUT
Number of Gates	61	
Turning Gates	59	
Start Time	13:15	

Forerunners	A – R. GODLI	SUI
	B – L. BACH	SUI
	C – S. SCHNEEBERGER	SUI
	D – C. BOHNER	SUI

Forerunners	A – R. GODLI	SUI
	B – L. BACH	SUI
	C – S. SCHNEEBERGER	SUI
	D – C. BOHNER	SUI

Number of Competitors: 30, Number of NOCs: 11

Start Order	Bib	FIS Code	Name	Year of Birth	Nation	1st Run	Diff.	Rank	2nd Run	Total	Ski
1	34	102435	JANYK Michael	1982	CAN	50.10	2.00	30			Rossignol
2	32	421328	SVINDAL Aksel Lund	1982	NOR	50.05	1.95	29			Atomic
3	15	290478	ROCCA Giorgio	1975	ITA	50.01	1.91	28			Salomon
4	47	102456	BIGGS Patrick	1982	CAN	49.99	1.89	27			Fischer
5	35	102922	WHITE Trevor	1984	CAN	49.95	1.85	26			Fischer
6	19	501111	HARGIN Mattias	1985	SWE	49.90	1.80	25			Nordica
7	23	500499	BROLENIUS Johan	1977	SWE	49.89	1.79	24			Elan
8	16	532431	MILLER Bode	1977	USA	49.86	1.76	23			Head
9	26	560355	VALENCIC Mitja	1978	SLO	49.84	1.74	20			Elan
10	36	421400	MYHRE Lars Elton	1984	NOR	49.84	1.74	20			Rossignol
11	72	380292	ZRNCIC-DIM Natko	1986	CRO	49.84	1.74	20			Atomic
12	30	534040	COCHRAN Jimmy	1981	USA	49.83	1.73	18			Voelkl
13	31	100115	GRANDI Thomas	1972	CAN	49.83	1.73	18			Rossignol
14	12	201702	NEUREUTHER Felix	1984	GER	49.80	1.70	17			Atomic
15	20	560425	VAJDIC Bernard	1980	SLO	49.79	1.69	16			Elan
16	8	291145	DEVILLE Cristian	1981	ITA	49.66	1.56	15			Voelkl
17	13	501101	BYGGMARK Jens	1985	SWE	49.58	1.48	14			Atomic
18	46	50981	HOERL Wolfgang	1983	AUT	49.52	1.42	13			Blizzard
19	45	102239	COUSINEAU Julien	1981	CAN	49.50	1.40	12			Fischer
20	24	511127	GINI Marc	1984	SUI	49.46	1.36	11			Fischer

18-01-2009 / Wengen (SUI) / 1324

Page 1/2

Data Processing by LONGINES


www.fis-ski.com

LONGINES Timing

Generation Date: SUN 18 JAN 2009

Time: 15:43

Document: 51B 1.0





Audi FIS Ski World Cup

AUDI FIS SKI WORLD CUP 2008/09
Wengen (SUI)

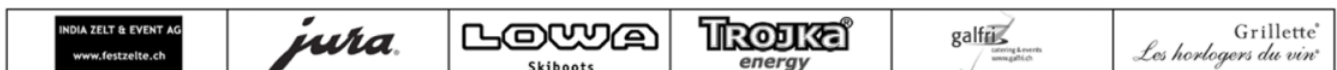


5th MEN'S SLALOM 2nd RUN
START LIST

SUN 18 JAN 2009
 Start Time: 13:15

Number of Competitors: 30, Number of NOCs: 11

Start Order	Bib	FIS Code	Name	Year of Birth	Nation	1st Run	Diff.	Rank	2nd Run	Total	Ski
21	9	501017	MYHRER Andre	1983	SWE	49.40	1.30	10			Nordica
22	10	53831	HIRSCHER Marcel	1989	AUT	49.25	1.15	9			Atomic
23	14	534562	LIGETY Ted	1984	USA	49.12	1.02	8			Rossignol
24	5	191459	LIZEROUX Julien	1979	FRA	48.98	0.88	7			Dynastar
25	6	292491	MOELGG Manfred	1982	ITA	48.90	0.80	6			Rossignol
26	2	380260	KOSTELIC Ivica	1979	CRO	48.80	0.70	5			Fischer
27	7	192665	GRANGE Jean-Baptiste	1984	FRA	48.66	0.56	4			Rossignol
28	1	50625	RAICH Benjamin	1978	AUT	48.60	0.50	3			Atomic
29	3	50605	HERBST Reinfried	1978	AUT	48.44	0.34	2			Blizzard
30	11	50624	PRANGER Manfred	1978	AUT	48.10	0.00	1			Voelkl





79. INTERNATIONALE LAUBERHORNRENNEN – Audi FIS Ski World Cup

**Wengen**

JUNGFRAUJOCH



SWISSSKI

16.–18. JANUAR 2009

SRG SSR idée suisse
swisscom

helvetia

OCHSNER
SPORT

RE/MAX

infront
SPORTS & MEDIA

AUDI FIS SKI WORLD CUP 2008/09

LONGINES®

Wengen (SUI)

5th MEN'S SLALOM 2nd RUN
OFFICIAL RESULTSSUN 18 JAN 2009
Start Time: 13:15**Jury**

TD FIS	M. COZZI	ITA
Referee	G. HUJARA	FIS
Chief of Race	U. NAEPLIN	SUI

Technical Data

Course Name	Männlichen / Jungfrau
Start Altitude	1475 m
Finish Altitude	1281 m
Vertical Drop	194 m
Homologation Number	5467/197/99

Race Information 1st Run

Course Setter	M. ERIKSSON	SWE
Number of Gates	61	
Turning Gates	60	
Start Time	10:00	
Forerunners	A – R. GODLI	SUI
	B – L. BACH	SUI
	C – S. SCHNEEBERGER	SUI
	D – C. BOHNER	SUI

Race Information 2nd Run

Course Setter	R. GSTREIN	AUT
Number of Gates	61	
Turning Gates	59	
Start Time	13:15	
Forerunners	A – R. GODLI	SUI
	B – L. BACH	SUI
	C – S. SCHNEEBERGER	SUI
	D – C. BOHNER	SUI

Weather: Cloudy Snow: Hard Temperature – Start: 3 °C Finish: 4 °C F-factor: 600

Number of Competitors: 72, Number of NOCs: 17

Rank	Bib	FIS Code	Name	Year of Birth	Nation	1st Run	2nd Run	Total	Diff.	Race Points	Ski
1	11	50624	PRANGER Manfred	1978	AUT	48.10	52.26	1:40.36		0.00	Voelkl
2	3	50605	HERBST Reinfried	1978	AUT	48.44	52.26	1:40.70	0.34	2.03	Blizzard
3	2	380260	KOSTELIC Ivica	1979	CRO	48.80	51.95	1:40.75	0.39	2.33	Fischer
4	10	53831	HIRSCHER Marcel	1989	AUT	49.25	51.59	1:40.84	0.48	2.87	Atomic
5	1	50625	RAICH Benjamin	1978	AUT	48.60	52.69	1:41.29	0.93	5.56	Atomic
6	7	192665	GRANGE Jean-Baptiste	1984	FRA	48.66	52.72	1:41.38	1.02	6.10	Rossignol
7	19	501111	HARGIN Mattias	1985	SWE	49.90	51.49	1:41.39	1.03	6.16	Nordica
8	34	102435	JANYK Michael	1982	CAN	50.10	51.59	1:41.69	1.33	7.95	Rossignol
9	45	102239	COUSINEAU Julien	1981	CAN	49.50	52.21	1:41.71	1.35	8.07	Fischer
10	15	290478	ROCCA Giorgio	1975	ITA	50.01	51.74	1:41.75	1.39	8.31	Salomon
11	8	291145	DEVILLE Cristian	1981	ITA	49.66	52.14	1:41.80	1.44	8.61	Voelkl
12	14	534562	LIGETY Ted	1984	USA	49.12	52.73	1:41.85	1.49	8.91	Rossignol
13	5	191459	LIZEROUX Julien	1979	FRA	48.98	52.92	1:41.90	1.54	9.21	Dynastar
14	46	50981	HOERL Wolfgang	1983	AUT	49.52	52.45	1:41.97	1.61	9.63	Blizzard
15	24	511127	GINI Marc	1984	SUI	49.46	52.53	1:41.99	1.63	9.74	Fischer
16	23	500499	BROLENIUS Johan	1977	SWE	49.89	52.11	1:42.00	1.64	9.80	Elan
17	31	100115	GRANDI Thomas	1972	CAN	49.83	52.49	1:42.32	1.96	11.72	Rossignol

#826

18-01-2009 / Wengen (SUI) / 1324

Page 1/3

Data Processing by LONGINES

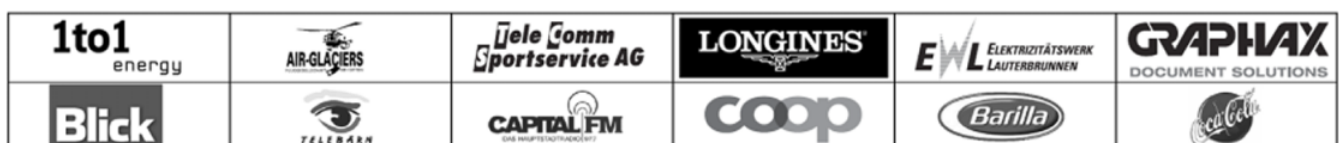
www.fis-ski.com

LONGINES Timing

Generation Date: SUN 18 JAN 2009

Time: 15:43

Document: 73C 1.0





AUDI FIS SKI WORLD CUP 2008/09

Wengen (SUI)



Audi FIS Ski World Cup



5th MEN'S SLALOM 2nd RUN

OFFICIAL RESULTS

SUN 18 JAN 2009
Start Time: 13:15

Number of Competitors: 72, Number of NOCs: 17

Rank	Bib	FIS Code	Name	Year of Birth	Nation	1st Run	2nd Run	Total	Diff.	Race Points	Ski
18	30	534040	COCHRAN Jimmy	1981	USA	49.83	52.62	1:42.45	2.09	12.50	Voelkl
19	20	560425	VAJDIC Bernard	1980	SLO	49.79	52.77	1:42.56	2.20	13.15	Elan
20	72	380292	ZRNCIC-DIM Natko	1986	CRO	49.84	52.74	1:42.58	2.22	13.27	Atomic
21	6	292491	MOELGG Manfred	1982	ITA	48.90	54.12	1:43.02	2.66	15.90	Rossignol
22	26	560355	VALENCIC Mitja	1978	SLO	49.84	55.15	1:44.99	4.63	27.68	Elan
23	> 35	102922	WHITE Trevor	1984	CAN	49.95	59.88	1:49.83	9.47	56.62	Fischer
24	> 9	501017	MYHRER Andre	1983	SWE	49.40	1:02.45	1:51.85	11.49	68.69	Nordica

DID NOT QUALIFY FOR 2nd RUN: 20 competitors

48	192504	MERMILLOD BLONDIN T.	1984	FRA	50.15						Salomon
25	192506	MISSILLIER Steve	1984	FRA	50.15						Dynastar
22	510890	ZURBRIGGEN Silvan	1981	SUI	50.17						Rossignol
21	560371	DRAGSIC Mitja	1979	SLO	50.24						Fischer
56	92591	ALBRECHT Kilian	1973	BUL	50.26						
64	501116	LAHDENPERAE Anton	1985	SWE	50.37						Nordica
44	301709	YUASA Naoki	1983	JPN	50.40						Hart
28	510997	BERTHOD Marc	1983	SUI	50.46						Atomic
39	191640	ANSELMET Alexandre	1980	FRA	50.56						Fischer
17	510993	ALBRECHT Daniel	1983	SUI	50.69						Atomic
37	50931	BECHTER Patrick	1982	AUT	50.70						Fischer
54	910000	IMBODEN Urs	1975	MDA	50.73						Fischer
58	50997	OMMINGER Andreas	1983	AUT	50.83						Blizzard
41	150644	KRYZL Krystof	1986	CZE	50.92						Elan
38	191425	TISSOT Stephane	1979	FRA	51.02						Rossignol
33	292455	FILL Peter	1982	ITA	51.08						Atomic
43	534959	JITLOFF Tim	1985	USA	51.19						Fischer
63	51060	GSCHWENTER Dominik	1984	AUT	51.58						Blizzard
52	533739	MARSHALL Cody	1982	USA	53.07						Voelkl
42	530837	KELLEY Tim	1986	USA	55.42						Voelkl

DID NOT START 1st RUN: 1 competitor

70	180570	ROMAR Andreas	1989	FIN							Atomic
----	--------	---------------	------	-----	--	--	--	--	--	--	--------

DID NOT FINISH 1st RUN: 20 competitors

4	50707	MATT Mario	1979	AUT							Fischer
18	290732	THALER Patrick	1978	ITA							Nordica
29	301312	SASAKI Akira	1981	JPN							Salomon
40	201422	KOGLER Stefan	1981	GER							Volk
49	511352	VILETTA Sandro	1986	SUI							Nordica
50	511174	VOGEL Markus	1984	SUI							Stoekli
51	500909	ANDERSSON Oscar	1982	SWE							Nordica
53	534748	MCDONALD Paul	1984	USA							Voelkl
55	150594	TREJBAL Filip	1985	CZE							Dynastar
57	500819	ANDERSSON Magnus	1981	SWE							Elan
59	150495	VRABLIK Martin	1982	CZE							Elan
60	191750	FANARA Thomas	1981	FRA							Fischer
61	180292	LEINO Jukka	1978	FIN							Atomic
62	420148	KARLSEN Truls Ove	1975	NOR							

#826 _____

18-01-2009 / Wengen (SUI) / 1324

Page 2/3

Data Processing by LONGINES

www.fis-ski.com

LONGINES Timing

Generation Date: SUN 18 JAN 2009

Time: 15:43

Document: 73C 1.0



GRAPHAX
DOCUMENT SOLUTIONS



AUDI FIS SKI WORLD CUP 2008/09
Wengen (SUI)



Audi FIS Ski World Cup



5th MEN'S SLALOM 2nd RUN
OFFICIAL RESULTS

SUN 18 JAN 2009
Start Time: 13:15

Number of Competitors: 72, Number of NOCs: 17

Rank	Bib	FIS Code	Name	Year of Birth	Nation	1st Run	2nd Run	Total	Diff.	Race Points	Ski
	65	192943	OBERT Anthony	1985	FRA						Dynastar
	66	501071	NORDH Fredrik	1984	SWE						Atomic
	67	30149	SIMARI BIRKNER C.	1980	ARG						
	68	300804	MINAGAWA Kentaro	1977	JPN						Atomic
	69	201900	WAGNER Hannes	1986	GER						Rossignol
	71	90131	GEORGIEV Georgi	1987	BUL						

DISQUALIFIED 1st RUN: 1 competitor

27	293098	RAZZOLI Giuliano	1984	ITA		Gate 58	Rule 629.3				Nordica
----	--------	------------------	------	-----	--	---------	------------	--	--	--	---------

DID NOT FINISH 2nd RUN: 4 competitors

12	201702	NEUREUTHER Felix	1984	GER							Atomic
13	501101	BYGGMARK Jens	1985	SWE							Atomic
16	532431	MILLER Bode	1977	USA							Head
32	421328	SVINDAL Aksel Lund	1982	NOR							Atomic

DISQUALIFIED 2nd RUN: 2 competitors

36	421400	MYHRE Lars Elton	1984	NOR		Gate 21	Rule 629.3				Rossignol
47	102456	BIGGS Patrick	1982	CAN		Gate 60	Rule 629.3				Fischer

Reason for disqualification:

629.3 Does not pass through a gate correctly

Technical Delegate:

M. COZZI (ITA) #826

LEGEND

> Competitor's overall time is more than 8% greater than winning time (see FIS rule §10.2)

18-01-2009 / Wengen (SUI) / 1324

Page 3/3

Data Processing by LONGINES


www.fis-ski.com

LONGINES Timing

Generation Date: SUN 18 JAN 2009

Time: 15:43

Document: 73C 1.0



GRAPHAX
DOCUMENT SOLUTIONS

**Wengen**

JUNGFRAUJOCH



SWISSSKI

16.–18. JANUAR 2009

SRG SSR idée suisse
swisscom

helvetia

OCHSNER
SPORT

RE/MAX

infront
SPORTS & MEDIA

AUDI FIS SKI WORLD CUP 2008/09



Wengen (SUI)



5th MEN'S SLALOM

SUN 18 JAN 2009

PENALTY CALCULATION

Best 10 at Finish

Rank	Bib	FIS Code	Name	Nation	FIS Points	Best 5	Race Points
1	11	50624	PRANGER Manfred	AUT	4.49	4.49	0.00
2	3	50605	HERBST Reinfried	AUT	2.31	2.31	2.03
3	2	380260	KOSTELIC Ivica	CRO	1.30	1.30	2.33
4	10	53831	HIRSCHER Marcel	AUT	4.92		
5	1	50625	RAICH Benjamin	AUT	3.07	3.07	5.56
6	7	192665	GRANGE Jean-Baptiste	FRA	0.00	0.00	6.10
7	19	501111	HARGIN Mattias	SWE	5.13		
8	34	102435	JANYK Michael	CAN	6.00		
9	45	102239	COUSINEAU Julien	CAN	8.22		
10	15	290478	ROCCA Giorgio	ITA	4.56		


Best 5 FIS Points at Start

Rank	Bib	FIS Code	Name	Nation	FIS Points
6	7	192665	GRANGE Jean-Baptiste	FRA	0.00
3	2	380260	KOSTELIC Ivica	CRO	1.30
21	6	292491	MOELGG Manfred	ITA	1.70
2	3	50605	HERBST Reinfried	AUT	2.31
DNF	4	50707	MATT Mario	AUT	2.77

TOTALS:

FIS Points of Best 5 at Start (B)	8.08		
FIS Points of Best at Finish in Top 10 (A)		11.17	
Race Points of Corresponding Competitors (C)			16.02
Calculated Penalty (A+B-C) : 10 =>	0.323		
Rounded	0.32		
Category Adder	0.00		
Correction Value (Z)	-0.21		
Calculated Penalty	0.53		
Penalty Applied	0.00		

Technical Delegate:
M. COZZI (ITA) #826



**Wengen**

JUNGFRAUJOCH



SWISSSKI

16.–18. JANUAR 2009



swisscom

SRG SSR idée suisse



helvetia

OCHSNER
SPORT

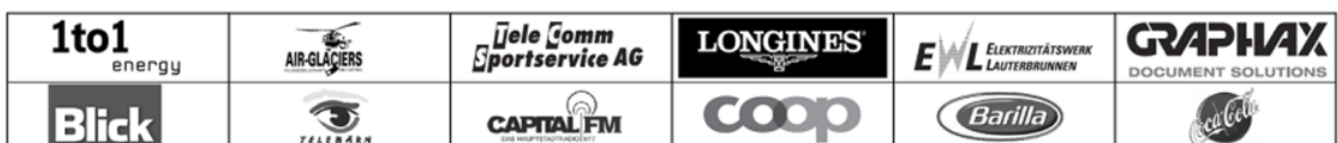
RE/MAX

infront
SPORTS & MEDIAAUDI FIS SKI WORLD CUP 2008/09
Wengen (SUI)5th MEN'S SLALOM 2nd RUN
PERFORMANCE ANALYSIS 1

SUN 18 JAN 2009

Number of Competitors: 24

Rank	Bib	Name	Nation	Positions			Partials			Difference	
				Pos.	Time	Rank	Pos.	Time	Rank	Time	
1	11	PRANGER Manfred	AUT	Run1:	Int1:	25.92	(1)	I1-Fin:	22.18	(1)	0.00
					Fin:	48.10	(1)				0.00
				Run2:	Int1:	26.92	(6)	I1-Fin:	25.34	(12)	0.25
					Fin:	52.26	(9)				0.77
		Total:	Int1:	1:15.02	(1)				0.00		
				Fin:	1:40.36	(1)				0.00	
2	3	HERBST Reinfried	AUT	Run1:	Int1:	26.26	(6)	I1-Fin:	22.18	(1)	0.34
					Fin:	48.44	(2)				0.34
				Run2:	Int1:	26.99	(9)	I1-Fin:	25.27	(11)	0.32
					Fin:	52.26	(9)				0.77
		Total:	Int1:	1:15.43	(2)				0.41		
				Fin:	1:40.70	(2)				0.34	
3	2	KOSTELIC Ivica	CRO	Run1:	Int1:	26.17	(4)	I1-Fin:	22.63	(9)	0.25
					Fin:	48.80	(5)				0.70
				Run2:	Int1:	27.00	(10)	I1-Fin:	24.95	(5)	0.33
					Fin:	51.95	(5)				0.46
		Total:	Int1:	1:15.80	(3)				0.78		
				Fin:	1:40.75	(3)				0.39	
4	10	HIRSCHER Marcel	AUT	Run1:	Int1:	26.67	(14)	I1-Fin:	22.58	(6)	0.75
					Fin:	49.25	(9)				1.15
				Run2:	Int1:	26.70	(2)	I1-Fin:	24.89	(3)	0.03
					Fin:	51.59	(2)				0.10
		Total:	Int1:	1:15.95	(6)				0.93		
				Fin:	1:40.84	(4)				0.48	
5	1	RAICH Benjamin	AUT	Run1:	Int1:	26.15	(2)	I1-Fin:	22.45	(3)	0.23
					Fin:	48.60	(3)				0.50
				Run2:	Int1:	27.21	(17)	I1-Fin:	25.48	(17)	0.54
					Fin:	52.69	(15)				1.20
		Total:	Int1:	1:15.81	(4)				0.79		
				Fin:	1:41.29	(5)				0.93	
6	7	GRANGE Jean-Baptiste	FRA	Run1:	Int1:	26.16	(3)	I1-Fin:	22.50	(4)	0.24
					Fin:	48.66	(4)				0.56
				Run2:	Int1:	27.16	(14)	I1-Fin:	25.56	(19)	0.49
					Fin:	52.72	(16)				1.23
		Total:	Int1:	1:15.82	(5)				0.80		
				Fin:	1:41.38	(6)				1.02	



Number of Competitors: 24

Rank	Bib	Name	Nation	Positions			Partials			Difference	
				Pos.	Time	Rank	Pos.	Time	Rank	Time	
7	19	HARGIN Mattias	SWE	Run1:	Int1:	26.82	(17)	I1-Fin:	23.08	(19)	0.90
					Fin:	49.90	(21)				1.80
				Run2:	Int1:	26.71	(3)	I1-Fin:	24.78	(1)	0.04
					Fin:	51.49	(1)				0.00
		Total:	Int1:	1:16.61	(10)				1.59		
			Fin:	1:41.39	(7)				1.03		
8	34	JANYK Michael	CAN	Run1:	Int1:	27.06	(23)	I1-Fin:	23.04	(17)	1.14
					Fin:	50.10	(24)				2.00
				Run2:	Int1:	26.67	(1)	I1-Fin:	24.92	(4)	0.00
					Fin:	51.59	(2)				0.10
		Total:	Int1:	1:16.77	(13)				1.75		
			Fin:	1:41.69	(8)				1.33		
9	45	COUSINEAU Julien	CAN	Run1:	Int1:	26.59	(12)	I1-Fin:	22.91	(14)	0.67
					Fin:	49.50	(12)				1.40
				Run2:	Int1:	26.85	(4)	I1-Fin:	25.36	(13)	0.18
					Fin:	52.21	(8)				0.72
		Total:	Int1:	1:16.35	(9)				1.33		
			Fin:	1:41.71	(9)				1.35		
10	15	ROCCA Giorgio	ITA	Run1:	Int1:	26.87	(20)	I1-Fin:	23.14	(21)	0.95
					Fin:	50.01	(23)				1.91
				Run2:	Int1:	26.95	(8)	I1-Fin:	24.79	(2)	0.28
					Fin:	51.74	(4)				0.25
		Total:	Int1:	1:16.96	(16)				1.94		
			Fin:	1:41.75	(10)				1.39		
11	8	DEVILLE Cristian	ITA	Run1:	Int1:	26.84	(18)	I1-Fin:	22.82	(12)	0.92
					Fin:	49.66	(14)				1.56
				Run2:	Int1:	27.10	(12)	I1-Fin:	25.04	(8)	0.43
					Fin:	52.14	(7)				0.65
		Total:	Int1:	1:16.76	(12)				1.74		
			Fin:	1:41.80	(11)				1.44		
12	14	LIGETY Ted	USA	Run1:	Int1:	26.58	(11)	I1-Fin:	22.54	(5)	0.66
					Fin:	49.12	(8)				1.02
				Run2:	Int1:	27.13	(13)	I1-Fin:	25.60	(20)	0.46
					Fin:	52.73	(17)				1.24
		Total:	Int1:	1:16.25	(8)				1.23		
			Fin:	1:41.85	(12)				1.49		
13	5	LIZEROUX Julien	FRA	Run1:	Int1:	26.37	(7)	I1-Fin:	22.61	(8)	0.45
					Fin:	48.98	(7)				0.88
				Run2:	Int1:	27.17	(15)	I1-Fin:	25.75	(21)	0.50
					Fin:	52.92	(20)				1.43
		Total:	Int1:	1:16.15	(7)				1.13		
			Fin:	1:41.90	(13)				1.54		
14	46	HOERL Wolfgang	AUT	Run1:	Int1:	26.93	(22)	I1-Fin:	22.59	(7)	1.01
					Fin:	49.52	(13)				1.42
				Run2:	Int1:	27.48	(21)	I1-Fin:	24.97	(6)	0.81
					Fin:	52.45	(11)				0.96
		Total:	Int1:	1:17.00	(18)				1.98		
			Fin:	1:41.97	(14)				1.61		

Number of Competitors: 24

Rank	Bib	Name	Nation	Positions			Partials			Difference	
				Pos.	Time	Rank	Pos.	Time	Rank	Time	
15	24	GINI Marc	SUI	Run1:	Int1:	26.52	(8)	I1-Fin:	22.94	(15)	0.60
					Fin:	49.46	(11)				1.36
				Run2:	Int1:	27.52	(22)	I1-Fin:	25.01	(7)	0.85
					Fin:	52.53	(13)				1.04
		Total:	Int1:	1:16.98	(17)				1.96		
			Fin:	1:41.99	(15)				1.63		
16	23	BROLENIUS Johan	SWE	Run1:	Int1:	26.69	(15)	I1-Fin:	23.20	(22)	0.77
					Fin:	49.89	(20)				1.79
				Run2:	Int1:	26.86	(5)	I1-Fin:	25.25	(9)	0.19
					Fin:	52.11	(6)				0.62
		Total:	Int1:	1:16.75	(11)				1.73		
			Fin:	1:42.00	(16)				1.64		
17	31	GRANDI Thomas	CAN	Run1:	Int1:	26.61	(13)	I1-Fin:	23.22	(23)	0.69
					Fin:	49.83	(16)				1.73
				Run2:	Int1:	27.23	(18)	I1-Fin:	25.26	(10)	0.56
					Fin:	52.49	(12)				1.00
		Total:	Int1:	1:17.06	(20)				2.04		
			Fin:	1:42.32	(17)				1.96		
18	30	COCHRAN Jimmy	USA	Run1:	Int1:	27.07	(24)	I1-Fin:	22.76	(11)	1.15
					Fin:	49.83	(16)				1.73
				Run2:	Int1:	27.17	(15)	I1-Fin:	25.45	(15)	0.50
					Fin:	52.62	(14)				1.13
		Total:	Int1:	1:17.00	(18)				1.98		
			Fin:	1:42.45	(18)				2.09		
19	20	VAJDIC Bernard	SLO	Run1:	Int1:	26.56	(10)	I1-Fin:	23.23	(24)	0.64
					Fin:	49.79	(15)				1.69
				Run2:	Int1:	27.37	(20)	I1-Fin:	25.40	(14)	0.70
					Fin:	52.77	(19)				1.28
		Total:	Int1:	1:17.16	(22)				2.14		
			Fin:	1:42.56	(19)				2.20		
20	72	ZRNCIC-DIM Natko	CRO	Run1:	Int1:	26.86	(19)	I1-Fin:	22.98	(16)	0.94
					Fin:	49.84	(18)				1.74
				Run2:	Int1:	27.28	(19)	I1-Fin:	25.46	(16)	0.61
					Fin:	52.74	(18)				1.25
		Total:	Int1:	1:17.12	(21)				2.10		
			Fin:	1:42.58	(20)				2.22		
21	6	MOELGG Manfred	ITA	Run1:	Int1:	26.22	(5)	I1-Fin:	22.68	(10)	0.30
					Fin:	48.90	(6)				0.80
				Run2:	Int1:	28.58	(24)	I1-Fin:	25.54	(18)	1.91
					Fin:	54.12	(21)				2.63
		Total:	Int1:	1:17.48	(24)				2.46		
			Fin:	1:43.02	(21)				2.66		
22	26	VALENCIC Mitja	SLO	Run1:	Int1:	26.73	(16)	I1-Fin:	23.11	(20)	0.81
					Fin:	49.84	(18)				1.74
				Run2:	Int1:	27.06	(11)	I1-Fin:	28.09	(22)	0.39
					Fin:	55.15	(22)				3.66
		Total:	Int1:	1:16.90	(15)				1.88		
			Fin:	1:44.99	(22)				4.63		



AUDI FIS SKI WORLD CUP 2008/09
Wengen (SUI)



5th MEN'S SLALOM 2nd RUN
PERFORMANCE ANALYSIS 1

SUN 18 JAN 2009

Number of Competitors: 24

Rank	Bib	Name	Nation	Positions			Partials			Difference
				Pos.	Time	Rank	Pos.	Time	Rank	Time
23	35	WHITE Trevor	CAN	Run1:	Int1:	26.91 (21)	I1-Fin:	23.04 (17)		0.99
					Fin:	49.95 (22)				1.85
				Run2:	Int1:	26.93 (7)	I1-Fin:	32.95 (23)		0.26
					Fin:	59.88 (23)				8.39
				Total:	Int1:	1:16.88 (14)				1.86
					Fin:	1:49.83 (23)				9.47
24	9	MYHRER Andre	SWE	Run1:	Int1:	26.53 (9)	I1-Fin:	22.87 (13)		0.61
					Fin:	49.40 (10)				1.30
				Run2:	Int1:	27.80 (23)	I1-Fin:	34.65 (24)		1.13
					Fin:	1:02.45 (24)				10.96
				Total:	Int1:	1:17.20 (23)				2.18
					Fin:	1:51.85 (24)				11.49

LEGEND

Pos Intermediate or Speed Position Int1: Intermediate 1 Run2 Second Run Run1 First Run Fin: Finish
Total First + Second Run

18-01-2009 / Wengen (SUI) / 1324

Page 4/4

Data Processing by LONGINES

www.fis-ski.com

LONGINES Timing

Generation Date: SUN 18 JAN 2009

Time: 15:17

Document: 77A 1.0



**Wengen**

SWISSKI

16.–18. JANUAR 2009



swisscom

SRG SSR idée suisse



helvetia

OCHSNER
SPORT


RE/MAX

infront
SPORTS & MEDIA**AUDI FIS SKI WORLD CUP 2008/09**
Wengen (SUI)**5th MEN'S SLALOM 2nd RUN**
PERFORMANCE ANALYSIS 2

SUN 18 JAN 2009

Number of Competitors: 72

Bib	Name	Nation	Positions			Partials			Difference	
			Pos.	Time	Rank	Pos.	Time	Rank	Time	
1	RAICH Benjamin	AUT	Run1:	Int1:	26.15	(2)	I1-Fin:	22.45	(3)	0.23
				Fin:	48.60	(3)				0.50
			Run2:	Int1:	27.21	(18)	I1-Fin:	25.48	(60)	0.77
				Fin:	52.69	(15)				1.20
	Total:	Int1:	1:15.81	(4)				0.79		
		Fin:	1:41.29	(5)				0.93		
2	KOSTELIC Ivica	CRO	Run1:	Int1:	26.17	(4)	I1-Fin:	22.63	(9)	0.25
				Fin:	48.80	(5)				0.70
			Run2:	Int1:	27.00	(11)	I1-Fin:	24.95	(6)	0.56
				Fin:	51.95	(5)				0.46
	Total:	Int1:	1:15.80	(3)				0.78		
		Fin:	1:40.75	(3)				0.39		
3	HERBST Reinfried	AUT	Run1:	Int1:	26.26	(6)	I1-Fin:	22.18	(1)	0.34
				Fin:	48.44	(2)				0.34
			Run2:	Int1:	26.99	(10)	I1-Fin:	25.27	(12)	0.55
				Fin:	52.26	(9)				0.77
	Total:	Int1:	1:15.43	(2)				0.41		
		Fin:	1:40.70	(2)				0.34		
4	MATT Mario	AUT	Run1:	Int1:			I1-Fin:			
				Fin:	DNF					
			Run2:	Int1:			I1-Fin:			
				Fin:	DNF					
	Total:	Int1:								
		Fin:	DNF							
5	LIZEROUX Julien	FRA	Run1:	Int1:	26.37	(8)	I1-Fin:	22.61	(8)	0.45
				Fin:	48.98	(7)				0.88
			Run2:	Int1:	27.17	(16)	I1-Fin:	25.75	(64)	0.73
				Fin:	52.92	(20)				1.43
	Total:	Int1:	1:16.15	(7)				1.13		
		Fin:	1:41.90	(13)				1.54		
6	MOELGG Manfred	ITA	Run1:	Int1:	26.22	(5)	I1-Fin:	22.68	(10)	0.30
				Fin:	48.90	(6)				0.80
			Run2:	Int1:	28.58	(26)	I1-Fin:	25.54	(61)	2.14
				Fin:	54.12	(21)				2.63
	Total:	Int1:	1:17.48	(26)				2.46		
		Fin:	1:43.02	(21)				2.66		



Number of Competitors: 72

Bib	Name	Nation	Positions			Partials			Difference
			Pos.	Time	Rank	Pos.	Time	Rank	Time
7	GRANGE Jean-Baptiste	FRA	Run1:	Int1: 26.16 (3)		I1-Fin:	22.50 (4)		0.24
				Fin: 48.66 (4)					0.56
			Run2:	Int1: 27.16 (15)		I1-Fin:	25.56 (62)		0.72
				Fin: 52.72 (16)				1.23	
			Total:	Int1: 1:15.82 (5)					0.80
				Fin: 1:41.38 (6)					1.02
8	DEVILLE Cristian	ITA	Run1:	Int1: 26.84 (25)		I1-Fin:	22.82 (14)		0.92
				Fin: 49.66 (15)					1.56
			Run2:	Int1: 27.10 (13)		I1-Fin:	25.04 (9)		0.66
				Fin: 52.14 (7)				0.65	
			Total:	Int1: 1:16.76 (13)					1.74
				Fin: 1:41.80 (11)					1.44
9	MYHRER Andre	SWE	Run1:	Int1: 26.53 (11)		I1-Fin:	22.87 (15)		0.61
				Fin: 49.40 (10)					1.30
			Run2:	Int1: 27.80 (25)		I1-Fin:	34.65 (68)		1.36
				Fin: 1:02.45 (24)				10.96	
			Total:	Int1: 1:17.20 (24)					2.18
				Fin: 1:51.85 (24)					11.49
10	HIRSCHER Marcel	AUT	Run1:	Int1: 26.67 (18)		I1-Fin:	22.58 (6)		0.75
				Fin: 49.25 (9)					1.15
			Run2:	Int1: 26.70 (3)		I1-Fin:	24.89 (4)		0.26
				Fin: 51.59 (2)				0.10	
			Total:	Int1: 1:15.95 (6)					0.93
				Fin: 1:40.84 (4)					0.48
11	PRANGER Manfred	AUT	Run1:	Int1: 25.92 (1)		I1-Fin:	22.18 (1)		0.00
				Fin: 48.10 (1)					0.00
			Run2:	Int1: 26.92 (7)		I1-Fin:	25.34 (13)		0.48
				Fin: 52.26 (9)				0.77	
			Total:	Int1: 1:15.02 (1)					0.00
				Fin: 1:40.36 (1)					0.00
12	NEUREUTHER Felix	GER	Run1:	Int1: 26.54 (12)		I1-Fin:	23.26 (36)		0.62
				Fin: 49.80 (17)					1.70
			Run2:	Int1: 26.44 (1)		I1-Fin:			0.00
				Fin: DNF					
			Total:	Int1: DNF					
				Fin: DNF					
13	BYGGMARK Jens	SWE	Run1:	Int1: 26.32 (7)		I1-Fin:	23.26 (36)		0.40
				Fin: 49.58 (14)					1.48
			Run2:	Int1: DNF		I1-Fin:			
				Fin: DNF					
			Total:	Int1: DNF					
				Fin: DNF					
14	LIGETY Ted	USA	Run1:	Int1: 26.58 (15)		I1-Fin:	22.54 (5)		0.66
				Fin: 49.12 (8)					1.02
			Run2:	Int1: 27.13 (14)		I1-Fin:	25.60 (63)		0.69
				Fin: 52.73 (17)				1.24	
			Total:	Int1: 1:16.25 (9)					1.23
				Fin: 1:41.85 (12)					1.49

Number of Competitors: 72

Bib	Name	Nation	Positions			Partials			Difference	
			Pos.	Time	Rank	Pos.	Time	Rank	Time	
15	ROCCA Giorgio	ITA	Run1:	Int1:	26.87	(28)	I1-Fin:	23.14	(30)	0.95
				Fin:	50.01	(28)				1.91
			Run2:	Int1:	26.95	(9)	I1-Fin:	24.79	(2)	0.51
				Fin:	51.74	(4)				0.25
	Total:	Int1:	1:16.96	(17)				1.94		
		Fin:	1:41.75	(10)				1.39		
16	MILLER Bode	USA	Run1:	Int1:	26.95	(35)	I1-Fin:	22.91	(16)	1.03
				Fin:	49.86	(23)				1.76
			Run2:	Int1:			I1-Fin:			
				Fin:	DNF					
	Total:	Int1:								
		Fin:	DNF							
17	ALBRECHT Daniel	SUI	Run1:	Int1:	26.76	(21)	I1-Fin:	23.93	(50)	0.84
				Fin:	50.69	(40)				2.59
			Run2:	Int1:			I1-Fin:			
				Fin:	DNQ					
	Total:	Int1:								
		Fin:	DNQ							
18	THALER Patrick	ITA	Run1:	Int1:			I1-Fin:			
				Fin:	DNF					
			Run2:	Int1:			I1-Fin:			
				Fin:	DNF					
	Total:	Int1:								
		Fin:	DNF							
19	HARGIN Mattias	SWE	Run1:	Int1:	26.82	(24)	I1-Fin:	23.08	(24)	0.90
				Fin:	49.90	(25)				1.80
			Run2:	Int1:	26.71	(4)	I1-Fin:	24.78	(1)	0.27
				Fin:	51.49	(1)				0.00
	Total:	Int1:	1:16.61	(11)				1.59		
		Fin:	1:41.39	(7)				1.03		
20	VAJDIC Bernard	SLO	Run1:	Int1:	26.56	(14)	I1-Fin:	23.23	(35)	0.64
				Fin:	49.79	(16)				1.69
			Run2:	Int1:	27.37	(22)	I1-Fin:	25.40	(15)	0.93
				Fin:	52.77	(19)				1.28
	Total:	Int1:	1:17.16	(23)				2.14		
		Fin:	1:42.56	(19)				2.20		
21	DRAGSIC Mitja	SLO	Run1:	Int1:	26.88	(29)	I1-Fin:	23.36	(38)	0.96
				Fin:	50.24	(34)				2.14
			Run2:	Int1:			I1-Fin:			
				Fin:	DNQ					
	Total:	Int1:								
		Fin:	DNQ							
22	ZURBRIGGEN Silvan	SUI	Run1:	Int1:	26.80	(23)	I1-Fin:	23.37	(39)	0.88
				Fin:	50.17	(33)				2.07
			Run2:	Int1:			I1-Fin:			
				Fin:	DNQ					
	Total:	Int1:								
		Fin:	DNQ							

Number of Competitors: 72

Bib	Name	Nation	Positions			Partials			Difference	
			Pos.	Time	Rank	Pos.	Time	Rank	Time	
23	BROLENIUS Johan	SWE	Run1:	Int1:	26.69	(19)	I1-Fin:	23.20	(32)	0.77
				Fin:	49.89	(24)				1.79
			Run2:	Int1:	26.86	(6)	I1-Fin:	25.25	(10)	0.42
				Fin:	52.11	(6)				0.62
	Total:	Int1:	1:16.75	(12)				1.73		
		Fin:	1:42.00	(16)				1.64		
24	GINI Marc	SUI	Run1:	Int1:	26.52	(9)	I1-Fin:	22.94	(18)	0.60
				Fin:	49.46	(11)				1.36
			Run2:	Int1:	27.52	(24)	I1-Fin:	25.01	(8)	1.08
				Fin:	52.53	(13)				1.04
	Total:	Int1:	1:16.98	(18)				1.96		
		Fin:	1:41.99	(15)				1.63		
25	MISSILLIER Steve	FRA	Run1:	Int1:	26.77	(22)	I1-Fin:	23.38	(40)	0.85
				Fin:	50.15	(31)				2.05
			Run2:	Int1:			I1-Fin:			
				Fin:	DNQ					
	Total:	Int1:								
		Fin:	DNQ							
26	VALENCIC Mitja	SLO	Run1:	Int1:	26.73	(20)	I1-Fin:	23.11	(27)	0.81
				Fin:	49.84	(20)				1.74
			Run2:	Int1:	27.06	(12)	I1-Fin:	28.09	(66)	0.62
				Fin:	55.15	(22)				3.66
	Total:	Int1:	1:16.90	(16)				1.88		
		Fin:	1:44.99	(22)				4.63		
27	RAZZOLI Giuliano	ITA	Run1:	Int1:	26.52	(9)	I1-Fin:	22.71	(11)	0.60
				Fin:	DQ					
			Run2:	Int1:			I1-Fin:			
				Fin:	DQ					
	Total:	Int1:								
		Fin:	DQ							
28	BERTHOD Marc	SUI	Run1:	Int1:	27.25	(43)	I1-Fin:	23.21	(33)	1.33
				Fin:	50.46	(38)				2.36
			Run2:	Int1:			I1-Fin:			
				Fin:	DNQ					
	Total:	Int1:								
		Fin:	DNQ							
29	SASAKI Akira	JPN	Run1:	Int1:			I1-Fin:			
				Fin:	DNF					
			Run2:	Int1:			I1-Fin:			
				Fin:	DNF					
	Total:	Int1:								
		Fin:	DNF							
30	COCHRAN Jimmy	USA	Run1:	Int1:	27.07	(38)	I1-Fin:	22.76	(12)	1.15
				Fin:	49.83	(18)				1.73
			Run2:	Int1:	27.17	(16)	I1-Fin:	25.45	(16)	0.73
				Fin:	52.62	(14)				1.13
	Total:	Int1:	1:17.00	(19)				1.98		
		Fin:	1:42.45	(18)				2.09		

Number of Competitors: 72

Bib	Name	Nation	Positions			Partials			Difference
			Pos.	Time	Rank	Pos.	Time	Rank	Time
31	GRANDI Thomas	CAN	Run1:	Int1: 26.61 (17)		I1-Fin:	23.22 (34)		0.69
				Fin: 49.83 (18)					1.73
			Run2:	Int1: 27.23 (19)		I1-Fin:	25.26 (11)		0.79
				Fin: 52.49 (12)					1.00
	Total:	Int1: 1:17.06 (21)					2.04		
		Fin: 1:42.32 (17)					1.96		
32	SVINDAL Aksel Lund	NOR	Run1:	Int1: 26.94 (34)		I1-Fin:	23.11 (27)		1.02
				Fin: 50.05 (29)					1.95
			Run2:	Int1:		I1-Fin:			
				Fin: DNF					
	Total:	Int1:							
		Fin: DNF							
33	FILL Peter	ITA	Run1:	Int1: 27.55 (50)		I1-Fin:	23.53 (44)		1.63
				Fin: 51.08 (46)					2.98
			Run2:	Int1:		I1-Fin:			
				Fin: DNQ					
	Total:	Int1:							
		Fin: DNQ							
34	JANYK Michael	CAN	Run1:	Int1: 27.06 (37)		I1-Fin:	23.04 (21)		1.14
				Fin: 50.10 (30)					2.00
			Run2:	Int1: 26.67 (2)		I1-Fin:	24.92 (5)		0.23
				Fin: 51.59 (2)					0.10
	Total:	Int1: 1:16.77 (14)					1.75		
		Fin: 1:41.69 (8)					1.33		
35	WHITE Trevor	CAN	Run1:	Int1: 26.91 (31)		I1-Fin:	23.04 (21)		0.99
				Fin: 49.95 (26)					1.85
			Run2:	Int1: 26.93 (8)		I1-Fin:	32.95 (67)		0.49
				Fin: 59.88 (23)					8.39
	Total:	Int1: 1:16.88 (15)					1.86		
		Fin: 1:49.83 (23)					9.47		
36	MYHRE Lars Elton	NOR	Run1:	Int1: 27.08 (39)		I1-Fin:	22.76 (12)		1.16
				Fin: 49.84 (20)					1.74
			Run2:	Int1: 29.45 (27)		I1-Fin:	24.87 (3)		3.01
				Fin: DQ					
	Total:	Int1:							
		Fin: DQ							
37	BECHTER Patrick	AUT	Run1:	Int1: 27.17 (41)		I1-Fin:	23.53 (44)		1.25
				Fin: 50.70 (41)					2.60
			Run2:	Int1:		I1-Fin:			
				Fin: DNQ					
	Total:	Int1:							
		Fin: DNQ							
38	TISSOT Stephane	FRA	Run1:	Int1: 27.24 (42)		I1-Fin:	23.78 (48)		1.32
				Fin: 51.02 (45)					2.92
			Run2:	Int1:		I1-Fin:			
				Fin: DNQ					
	Total:	Int1:							
		Fin: DNQ							

Number of Competitors: 72

Bib	Name	Nation	Positions			Partials			Difference Time
			Pos.	Time	Rank	Pos.	Time	Rank	
39	ANSELMET Alexandre	FRA	Run1:	Int1: 27.01 (36)		I1-Fin: 23.55 (46)		1.09	
				Fin: 50.56 (39)					
			Run2:	Int1: DNQ		I1-Fin:			
Total:	Int1: DNQ		Fin: DNQ						
40	KOGLER Stefan	GER	Run1:	Int1: 26.90 (30)		I1-Fin:		0.98	
				Fin: DNF					
			Run2:	Int1: DNF		I1-Fin:			
Total:	Int1: DNF		Fin: DNF						
41	KRYZL Krystof	CZE	Run1:	Int1: 27.43 (48)		I1-Fin: 23.49 (43)		1.51	
				Fin: 50.92 (44)					
			Run2:	Int1: DNQ		I1-Fin:			
Total:	Int1: DNQ		Fin: DNQ						
42	KELLEY Tim	USA	Run1:	Int1: 26.55 (13)		I1-Fin: 28.87 (51)		0.63	
				Fin: 55.42 (50)					
			Run2:	Int1: DNQ		I1-Fin:			
Total:	Int1: DNQ		Fin: DNQ						
43	JITLOFF Tim	USA	Run1:	Int1: 27.55 (50)		I1-Fin: 23.64 (47)		1.63	
				Fin: 51.19 (47)					
			Run2:	Int1: DNQ		I1-Fin:			
Total:	Int1: DNQ		Fin: DNQ						
44	YUASA Naoki	JPN	Run1:	Int1: 27.25 (43)		I1-Fin: 23.15 (31)		1.33	
				Fin: 50.40 (37)					
			Run2:	Int1: DNQ		I1-Fin:			
Total:	Int1: DNQ		Fin: DNQ						
45	COUSINEAU Julien	CAN	Run1:	Int1: 26.59 (16)		I1-Fin: 22.91 (16)		0.67	
				Fin: 49.50 (12)					
			Run2:	Int1: 26.85 (5)		I1-Fin: 25.36 (14)		0.41	
	Fin: 52.21 (8)		0.72						
Total:	Int1: 1:16.35 (10)				Fin: 1:41.71 (9)				1.33
							1.35		
46	HOERL Wolfgang	AUT	Run1:	Int1: 26.93 (33)		I1-Fin: 22.59 (7)		1.01	
				Fin: 49.52 (13)					
			Run2:	Int1: 27.48 (23)		I1-Fin: 24.97 (7)		1.04	
	Fin: 52.45 (11)		0.96						
Total:	Int1: 1:17.00 (19)				Fin: 1:41.97 (14)				1.98
							1.61		

Number of Competitors: 72

Bib	Name	Nation	Positions			Partials			Difference	
			Pos.	Time	Rank	Pos.	Time	Rank	Time	
47	BIGGS Patrick	CAN	Run1:	Int1:	26.92	(32)	I1-Fin:	23.07	(23)	1.00
				Fin:	49.99	(27)				1.89
			Run2:	Int1:	27.24	(20)	I1-Fin:	26.17	(65)	0.80
				Fin:	DQ					
			Total:	Int1:						
				Fin:	DQ					
48	MERMILLOD BLONDIN T.	FRA	Run1:	Int1:	27.14	(40)	I1-Fin:	23.01	(20)	1.22
				Fin:	50.15	(31)				2.05
			Run2:	Int1:			I1-Fin:			
				Fin:	DNQ					
			Total:	Int1:						
				Fin:	DNQ					
49	VILETTA Sandro	SUI	Run1:	Int1:			I1-Fin:			
				Fin:	DNF					
			Run2:	Int1:			I1-Fin:			
				Fin:	DNF					
			Total:	Int1:						
				Fin:	DNF					
50	VOGEL Markus	SUI	Run1:	Int1:	27.53	(49)	I1-Fin:			1.61
				Fin:	DNF					
			Run2:	Int1:			I1-Fin:			
				Fin:	DNF					
			Total:	Int1:						
				Fin:	DNF					
51	ANDERSSON Oscar	SWE	Run1:	Int1:			I1-Fin:			
				Fin:	DNF					
			Run2:	Int1:			I1-Fin:			
				Fin:	DNF					
			Total:	Int1:						
				Fin:	DNF					
52	MARSHALL Cody	USA	Run1:	Int1:	29.69	(57)	I1-Fin:	23.38	(40)	3.77
				Fin:	53.07	(49)				4.97
			Run2:	Int1:			I1-Fin:			
				Fin:	DNQ					
			Total:	Int1:						
				Fin:	DNQ					
53	MCDONALD Paul	USA	Run1:	Int1:			I1-Fin:			
				Fin:	DNF					
			Run2:	Int1:			I1-Fin:			
				Fin:	DNF					
			Total:	Int1:						
				Fin:	DNF					
54	IMBODEN Urs	MDA	Run1:	Int1:	27.63	(53)	I1-Fin:	23.10	(25)	1.71
				Fin:	50.73	(42)				2.63
			Run2:	Int1:			I1-Fin:			
				Fin:	DNQ					
			Total:	Int1:						
				Fin:	DNQ					



AUDI FIS SKI WORLD CUP 2008/09
Wengen (SUI)




5th MEN'S SLALOM 2nd RUN
PERFORMANCE ANALYSIS 2

SUN 18 JAN 2009

Number of Competitors: 72

Bib	Name	Nation	Positions			Partials			Difference Time
			Pos.	Time	Rank	Pos.	Time	Rank	
55	TREJBAL Filip	CZE	Run1:	Int1:		I1-Fin:			
				Fin:	DNF				
			Run2:	Int1:		I1-Fin:			
				Fin:	DNF				
			Total:	Int1:					
				Fin:	DNF				
56	ALBRECHT Kilian	BUL	Run1:	Int1:	26.85 (26)	I1-Fin:	23.41 (42)	0.93	
				Fin:	50.26 (35)			2.16	
			Run2:	Int1:		I1-Fin:			
				Fin:	DNQ				
			Total:	Int1:					
				Fin:	DNQ				
57	ANDERSSON Magnus	SWE	Run1:	Int1:	27.61 (52)	I1-Fin:		1.69	
				Fin:	DNF				
			Run2:	Int1:		I1-Fin:			
				Fin:	DNF				
			Total:	Int1:					
				Fin:	DNF				
58	OMMINGER Andreas	AUT	Run1:	Int1:	27.71 (54)	I1-Fin:	23.12 (29)	1.79	
				Fin:	50.83 (43)			2.73	
			Run2:	Int1:		I1-Fin:			
				Fin:	DNQ				
			Total:	Int1:					
				Fin:	DNQ				
59	VRABLIK Martin	CZE	Run1:	Int1:		I1-Fin:			
				Fin:	DNF				
			Run2:	Int1:		I1-Fin:			
				Fin:	DNF				
			Total:	Int1:					
				Fin:	DNF				
60	FANARA Thomas	FRA	Run1:	Int1:		I1-Fin:			
				Fin:	DNF				
			Run2:	Int1:		I1-Fin:			
				Fin:	DNF				
			Total:	Int1:					
				Fin:	DNF				
61	LEINO Jukka	FIN	Run1:	Int1:		I1-Fin:			
				Fin:	DNF				
			Run2:	Int1:		I1-Fin:			
				Fin:	DNF				
			Total:	Int1:					
				Fin:	DNF				
62	KARLSEN Truls Ove	NOR	Run1:	Int1:	27.31 (46)	I1-Fin:		1.39	
				Fin:	DNF				
			Run2:	Int1:		I1-Fin:			
				Fin:	DNF				
			Total:	Int1:					
				Fin:	DNF				



Number of Competitors: 72

Bib	Name	Nation	Positions			Partials			Difference
			Pos.	Time	Rank	Pos.	Time	Rank	Time
63	GSCHWENTER Dominik	AUT	Run1: Int1: 27.73 (55) Fin: 51.58 (48)			I1-Fin: 23.85 (49)		1.81 3.48	
			Run2: Int1: Fin: DNQ			I1-Fin:			
			Total: Int1: Fin: DNQ						
64	LAHDENPERAE Anton	SWE	Run1: Int1: 27.27 (45) Fin: 50.37 (36)			I1-Fin: 23.10 (25)		1.35 2.27	
			Run2: Int1: Fin: DNQ			I1-Fin:			
			Total: Int1: Fin: DNQ						
65	OBERT Anthony	FRA	Run1: Int1: 27.33 (47) Fin: DNF			I1-Fin:		1.41	
			Run2: Int1: Fin: DNF			I1-Fin:			
			Total: Int1: Fin: DNF						
66	NORDH Fredrik	SWE	Run1: Int1: Fin: DNF			I1-Fin:			
			Run2: Int1: Fin: DNF			I1-Fin:			
			Total: Int1: Fin: DNF						
67	SIMARI BIRKNER C.	ARG	Run1: Int1: Fin: DNF			I1-Fin:			
			Run2: Int1: Fin: DNF			I1-Fin:			
			Total: Int1: Fin: DNF						
68	MINAGAWA Kentaro	JPN	Run1: Int1: 27.89 (56) Fin: DNF			I1-Fin:		1.97	
			Run2: Int1: Fin: DNF			I1-Fin:			
			Total: Int1: Fin: DNF						
69	WAGNER Hannes	GER	Run1: Int1: Fin: DNF			I1-Fin:			
			Run2: Int1: Fin: DNF			I1-Fin:			
			Total: Int1: Fin: DNF						
70	ROMAR Andreas	FIN	Run1: Int1: Fin: DNS			I1-Fin:			
			Run2: Int1: Fin: DNS			I1-Fin:			
			Total: Int1: Fin: DNS						



AUDI FIS SKI WORLD CUP 2008/09
Wengen (SUI)



Audi FIS Ski World Cup



5th MEN'S SLALOM 2nd RUN
PERFORMANCE ANALYSIS 2

SUN 18 JAN 2009

Number of Competitors: 72

Bib Name	Nation	Positions			Partials			Difference		
		Pos.	Time	Rank	Pos.	Time	Rank	Time		
71 GEORGIEV Georgi	BUL	Run1:	Int1:				I1-Fin:			
			Fin:	DNF						
		Run2:	Int1:					I1-Fin:		
			Fin:	DNF						
		Total:	Int1:							
			Fin:	DNF						
72 ZRNCIC-DIM Natko	CRO	Run1:	Int1:	26.86 (27)			I1-Fin:	22.98 (19)	0.94	
			Fin:	49.84 (20)					1.74	
		Run2:	Int1:	27.28 (21)				I1-Fin:	25.46 (689)	0.84
			Fin:	52.74 (18)						1.25
		Total:	Int1:	1:17.12 (22)						2.10
			Fin:	1:42.58 (20)						2.22

LEGEND

Pos Intermediate or Speed Position DNQ Did Not Qualify DNF Did Not Finish Run2 Second Run Run1 First Run
Total First + Second Run Int1: Intermediate 1 DNS Did Not Start DQ Disqualified Fin: Finish

18-01-2009 / Wengen (SUI) / 1324

Page 10/10

Data Processing by LONGINES

www.fis-ski.com

LONGINES Timing

Generation Date: SUN 18 JAN 2009

Time: 15:17

Document: 77B 1.0





AUDI FIS SKI WORLD CUP 2008/09



AFTER 5th MEN'S SLALOM SLALOM FIS WCSL LIST

16 NOV 2008 Levi (FIN)
 22 DEC 2008 La Villa – Alta Badia (ITA)
 6 JAN 2009 Zagreb – Sijeme (CRO)
 11 JAN 2009 Adelboden (SUI)
 18 JAN 2009 Wengen (SUI)

Number of Competitors: 73

Rank	FIS Code	Name	Nation	1	2	3	4	5	Base	- X	+ Y	= WCSL-SL
1	192665	GRANGE Jean-Baptiste	FRA	100	80	100	29	40	512	233	349	628
2	380260	KOSTELIC Ivica	CRO	45	100	80	20	60	425	193	305	537
3	50605	HERBST Reinfried	AUT	-	-	36	100	80	450	205	216	461
4	292491	MOELGG Manfred	ITA	-	45	50	45	10	531	241	150	440
5	50625	RAICH Benjamin	AUT	-	60	40	24	45	358	163	169	364
6	50707	MATT Mario	AUT	60	-	12	36	-	427	194	108	341
7	191459	LIZEROUX Julien	FRA	16	24	29	14	20	389	177	103	315
8	50624	PRANGER Manfred	AUT	24	-	15	80	100	161	73	219	307
9	201702	NEUREUTHER Felix	GER	-	-	11	60	-	387	176	71	282
10	290478	ROCCA Giorgio	ITA	-	50	14	26	26	196	89	116	223
11	534562	LIGETY Ted	USA	9	22	-	16	22	274	125	69	218
12	53831	HIRSCHER Marcel	AUT	-	36	-	40	50	167	76	126	217
13	501017	MYHRER Andre	SWE	40	14	13	50	-	150	68	117	199
14	501111	HARGIN Mattias	SWE	36	32	7	36	36	80	36	147	191
15	291145	DEVILLE Cristian	ITA	-	22	-	13	24	235	107	59	187
16	501101	BYGGMARK Jens	SWE	10	26	-	-	-	256	116	36	176
17	290732	THALER Patrick	ITA	-	40	20	22	-	141	64	82	159
18	560425	VAJDIC Bernard	SLO	-	-	16	6	12	210	95	34	149
19	500499	BROLENIUS Johan	SWE	11	-	45	10	15	115	52	81	144
20	500656	LARSSON Markus	SWE	20	32	-	18	-	120	55	70	135
21	532431	MILLER Bode	USA	80	-	-	15	-	68	31	95	132
22	560371	DRAGSIC Mitja	SLO	24	18	-	-	-	161	73	42	130
23	510890	ZURBRIGGEN Silvan	SUI	50	-	-	-	-	141	64	50	127
24	511127	GINI Marc	SUI	-	12	-	-	16	171	78	28	121
25	560355	VALENCIC Mitja	SLO	29	9	18	11	9	43	20	76	99
26	510993	ALBRECHT Daniel	SUI	-	11	-	-	-	156	71	11	96
27	50547	SCHOENFELDER Rainer	AUT	-	8	-	-	-	159	72	8	95
28	192506	MISSILLIER Steve	FRA	32	7	-	-	-	91	41	39	89
29	100115	GRANDI Thomas	CAN	-	6	-	-	14	115	52	20	83
30	534040	COCHRAN Jimmy	USA	-	-	-	5	13	116	53	18	81
30	102435	JANYK Michael	CAN	-	-	26	3	32	36	16	61	81
30	293098	RAZZOLI Giuliano	ITA	-	-	60	-	-	38	17	60	81





AUDI FIS SKI WORLD CUP 2008/09



AFTER 5th MEN'S SLALOM SLALOM FIS WCSL LIST

Rank	FIS Code	Name	Nation	Competition Dates					Base - X + Y = WCSL-SL			
				1	2	3	4	5				
				16 NOV 2008 Levi (FIN) 22 DEC 2008 La Villa - Alta Badia (ITA) 6 JAN 2009 Zagreb - Sijeme (CRO) 11 JAN 2009 Adelboden (SUI) 18 JAN 2009 Wengen (SUI)								
Number of Competitors: 73												
33	50981	HOERL Wolfgang	AUT	20	4	-	-	18	67	30	42	79
34	510997	BERTHOD Marc	SUI	-	-	-	-	-	131	60	-	71
35	180251	PALANDER Kalle	FIN	-	-	-	-	-	127	58	-	69
35	301312	SASAKI Akira	JPN	-	-	-	-	-	126	57	-	69
37	50931	BECHTER Patrick	AUT	26	15	26	-	-	-	-	67	67
38	421328	SVINDAL Aksel Lund	NOR	-	-	-	-	-	91	41	-	50
39	421400	MYHRE Lars Elton	NOR	-	-	36	-	-	7	3	36	40
40	102239	COUSINEAU Julien	CAN	-	-	-	8	29	-	-	37	37
40	301709	YUASA Naoki	JPN	-	-	-	12	-	46	21	12	37
42	511352	VILETTA Sandro	SUI	-	5	-	-	-	47	21	5	31
43	300804	MINAGAWA Kentaro	JPN	-	-	8	-	-	40	18	8	30
43	150594	TREJBAL Filip	CZE	14	-	-	-	-	30	14	14	30
45	501116	LAHDENPERAE Anton	SWE	-	-	-	-	-	54	25	-	29
46	201422	KOGLER Stefan	GER	15	13	-	-	-	-	-	28	28
47	191640	ANSELMET Alexandre	FRA	-	-	22	-	-	9	4	22	27
48	102456	BIGGS Patrick	CAN	-	10	-	7	-	10	5	17	22
49	533739	MARSHALL Cody	USA	-	-	10	-	-	20	9	10	21
50	50900	KOLL Alexander	AUT	-	-	-	-	-	37	17	-	20
51	500909	ANDERSSON Oscar	SWE	-	-	-	-	-	31	14	-	17
51	500124	HANSSON Martin	SWE	-	-	-	-	-	31	14	-	17
51	180292	LEINO Jukka	FIN	13	-	-	-	-	8	4	13	17
54	534959	JITLOFF Tim	USA	-	16	-	-	-	-	-	16	16
55	150398	BANK Ondrej	CZE	-	-	-	-	-	28	13	-	15
55	50997	OMMINGER Andreas	AUT	-	-	-	-	-	27	12	-	15
57	51215	BAUMANN Romed	AUT	-	-	-	-	-	26	12	-	14
58	92591	ALBRECHT Kilian	BUL	-	-	-	-	-	24	11	-	13
58	192504	MERMILLOD BLONDIN T.	FRA	-	-	4	9	-	-	-	13	13
60	190677	CHENAL Joel	FRA	-	-	-	-	-	22	10	-	12
60	191462	PAQUIN Pierre	FRA	-	-	-	-	-	22	10	-	12
60	201896	STEHLE Dominik	GER	12	-	-	-	-	-	-	12	12
63	380292	ZRNCIC-DIM Natko	CRO	-	-	-	-	11	-	-	11	11
64	420148	KARLSEN Truls Ove	NOR	-	-	-	-	-	18	8	-	10





AUDI FIS SKI WORLD CUP 2008/09



AFTER 5th MEN'S SLALOM SLALOM FIS WCSL LIST

				16 NOV 2008 Levi						(FIN)					
					22 DEC 2008 La Villa – Alta Badia (ITA)										
					6 JAN 2009 Zagreb – Sijeme (CRO)										
					11 JAN 2009 Adelboden (SUI)										
					18 JAN 2009 Wengen (SUI)										
Number of Competitors: 73															
Rank	FIS Code	Name	Nation	1	2	3	4	5	Base	- X	+ Y	= WCSL-SL			
64	191425	TISSOT Stephane	FRA	-	-	-	-	-	18	8	-	10			
66	380290	SAMSAL Dalibor	CRO	-	-	9	-	-	-	-	9	9			
67	910000	IMBODEN Urs	MDA	-	3	-	4	-	-	-	7	7			
68	250127	BJOERGVINSSON B.	ISL	-	-	6	-	-	-	-	6	6			
68	421483	JANSRUD Kjetil	NOR	-	-	-	-	-	11	5	-	6			
70	190915	BOURGEAT Pierrick	FRA	-	-	-	-	-	9	4	-	5			
70	293006	INNERHOFER Christof	ITA	-	-	5	-	-	-	-	5	5			
70	102727	STUTZ Paul	CAN	-	-	-	-	-	9	4	-	5			
73	150644	KRYZL Krystof	CZE	-	-	-	-	-	7	3	-	4			

Number of Competitors per Nation until 60th position

AUT : 11	BUL : 1	CAN : 4	CRO : 1	CZE : 2	FIN : 2
FRA : 7	GER : 3	ITA : 5	JPN : 3	NOR : 2	SLO : 3
SUI : 5	SWE : 8	USA : 5			

LEGEND

Base Last season WCSL points
X (Base / number of planned races in the current season) * number of completed races in the current season
Y WC points won in the current season
WCSL-SL World Cup Start List points for Slalom

18-01-2009 / Wengen (SUI) / 1324

Page 3/3

www.fis-ski.com

Generation Date: SUN 18 JAN 2009

Time: 15:17

Document: 60A 1.0





AUDI FIS SKI WORLD CUP 2008/09



AFTER 5th MEN'S SLALOM OVERALL FIS WCSL LIST

Number of Competitors: 169

Rank	FIS Code	Name	Nation	WCSL	DH	SL	GS	SG	SC
1	50625	RAICH Benjamin	AUT	1317	16 (49)	364 (5)	481 (1)	210 (8)	246 (1)
2	532431	MILLER Bode	USA	1141	514 (1)	132 (21)	96 (23)	153 (13)	246 (1)
3	510030	CUCHE Didier	SUI	1073	401 (3)	–	364 (3)	280 (3)	28 (35)
4	421328	SVINDAL Aksel Lund	NOR	1071	282 (6)	50 (38)	314 (6)	269 (4)	156 (8)
5	192665	GRANGE Jean-Baptiste	FRA	1014	–	628 (1)	145 (14)	–	241 (3)
6	380260	KOSTELIC Ivica	CRO	1010	25 (43)	537 (2)	165 (11)	79 (26)	204 (4)
7	510993	ALBRECHT Daniel	SUI	846	113 (22)	96 (26)	347 (4)	103 (21)	187 (5)
8	510727	DEFAGO Didier	SUI	796	310 (5)	–	113 (18)	320 (1)	53 (21)
9	534562	LIGETY Ted	USA	795	–	218 (11)	457 (2)	41 (34)	79 (16)
10	292491	MOELGG Manfred	ITA	695	–	440 (4)	245 (7)	8 (47)	2 (65)
11	50041	WALCHHOFER Michael	AUT	624	433 (2)	–	–	176 (10)	15 (42)
12	292455	FILL Peter	ITA	577	263 (10)	–	63 (32)	78 (27)	173 (7)
13	511313	JANKA Carlo	SUI	542	145 (16)	–	209 (8)	37 (36)	151 (9)
14	102263	GUAY Erik	CAN	512	271 (8)	–	12 (54)	229 (6)	–
15	50423	MAIER Hermann	AUT	485	143 (17)	–	23 (43)	319 (2)	–
16	50605	HERBST Reinfried	AUT	461	–	461 (3)	–	–	–
17	102873	KUCERA John	CAN	458	111 (23)	–	77 (29)	217 (7)	53 (21)
18	293006	INNERHOFER Christof	ITA	456	226 (12)	5 (70)	3 (59)	133 (17)	89 (14)
19	50742	REICHELT Hannes	AUT	444	4 (63)	–	198 (9)	242 (5)	–
20	191459	LIZEROUX Julien	FRA	428	–	315 (7)	–	–	113 (12)
21	50707	MATT Mario	AUT	424	–	341 (6)	62 (33)	–	21 (38)
22	292514	HEEL Werner	ITA	423	214 (14)	–	–	185 (9)	24 (37)
23	50451	GRUBER Christoph	AUT	417	133 (20)	–	121 (16)	163 (11)	–
24	350032	BUECHEL Marco	LIE	413	255 (11)	–	1 (65)	157 (12)	–
25	533131	SULLIVAN Marco	USA	405	281 (7)	–	–	124 (18)	–
26	510767	HOFFMANN Ambrosi	SUI	374	224 (13)	–	–	150 (14)	–
27	50753	KROELL Klaus	AUT	373	331 (4)	–	–	42 (32)	–
28	53831	HIRSCHER Marcel	AUT	363	–	217 (12)	86 (28)	–	60 (19)
29	560332	JERMAN Andrej	SLO	353	194 (15)	–	–	92 (22)	67 (18)
30	292000	BLARDONE Massimiliano	ITA	346	–	–	346 (5)	–	–
31	510890	ZURBRIGGEN Silvan	SUI	340	19 (45)	127 (23)	–	10 (46)	184 (6)
32	500656	LARSSON Markus	SWE	333	–	135 (20)	98 (22)	–	100 (13)
33	102899	OSBORNE-PARADIS Manuel	CAN	309	267 (9)	–	–	42 (32)	–
34	50624	PRANGER Manfred	AUT	307	–	307 (8)	–	–	–
35	50547	SCHOENFELDER Rainer	AUT	298	33 (40)	95 (27)	44 (35)	2 (57)	124 (11)
36	201702	NEUREUTHER Felix	GER	289	–	282 (9)	–	–	7 (57)
37	510997	BERTHOD Marc	SUI	282	4 (63)	71 (34)	176 (10)	17 (42)	14 (43)

18-01-2009 / Wengen (SUI) / 1324

Page 1/5

www.fis-ski.com

Generation Date: SUN 18 JAN 2009

Time: 15:17

Document: 60B 1.0





AUDI FIS SKI WORLD CUP 2008/09



AFTER 5th MEN'S SLALOM OVERALL FIS WCSL LIST

Number of Competitors: 169

Rank	FIS Code	Name	Nation	WCSL	DH	SL	GS	SG	SC
38	51215	BAUMANN Romed	AUT	273	69 (33)	14 (57)	101 (20)	-	89 (14)
39	50858	STREITBERGER Georg	AUT	271	135 (19)	-	-	135 (16)	1 (68)
40	51005	SCHEIBER Mario	AUT	268	76 (31)	-	35 (41)	137 (15)	20 (39)
41	560406	GORZA Ales	SLO	230	-	-	64 (31)	119 (20)	47 (23)
42	501017	MYHRER Andre	SWE	223	-	199 (13)	16 (50)	-	8 (55)
42	290478	ROCCA Giorgio	ITA	223	-	223 (10)	-	-	-
44	501101	BYGGMARK Jens	SWE	214	-	176 (16)	8 (57)	-	30 (34)
45	290998	STAUDACHER Patrick	ITA	197	28 (42)	-	-	122 (19)	47 (23)
46	501111	HARGIN Mattias	SWE	191	-	191 (14)	-	-	-
47	291145	DEVILLE Cristian	ITA	187	-	187 (15)	-	-	-
48	50600	GOERGL Stephan	AUT	182	-	-	96 (23)	86 (23)	-
49	180251	PALANDER Kalle	FIN	176	-	69 (35)	107 (19)	-	-
50	421483	JANSRUD Kjetil	NOR	172	-	6 (68)	154 (13)	12 (44)	-
50	560425	VAJDIC Bernard	SLO	172	-	149 (18)	23 (43)	-	-
52	102271	HUDEC Jan	CAN	170	119 (21)	-	-	51 (31)	-
53	192746	THEAUX Adrien	FRA	168	104 (25)	-	-	24 (38)	40 (28)
54	533866	NYMAN Steven	USA	165	140 (18)	-	-	25 (37)	-
54	191423	RICHARD Cyprien	FRA	165	-	-	165 (11)	-	-
56	290732	THALER Patrick	ITA	159	-	159 (17)	-	-	-
57	380292	ZRNCIC-DIM Natko	CRO	146	9 (54)	11 (63)	-	-	126 (10)
58	500499	BROLENIUS Johan	SWE	144	-	144 (19)	-	-	-
59	292120	SIMONCELLI Davide	ITA	143	-	-	143 (15)	-	-
60	511352	VILETTA Sandro	SUI	139	-	31 (42)	54 (34)	-	54 (20)
61	421400	MYHRE Lars Elton	NOR	138	18 (46)	40 (39)	-	3 (54)	77 (17)
61	501076	OLSSON Hans	SWE	138	104 (25)	-	-	-	34 (32)
63	560371	DRAGSIC Mitja	SLO	130	-	130 (22)	-	-	-
64	192506	MISSILLIER Steve	FRA	127	-	89 (28)	38 (40)	-	-
65	511127	GINI Marc	SUI	125	-	121 (24)	4 (58)	-	-
66	510747	GRUENENFELDER Tobias	SUI	124	46 (36)	-	-	78 (27)	-
67	500150	JAERBYN Patrik	SWE	120	35 (39)	-	-	85 (24)	-
68	102961	DIXON Robbie	CAN	119	36 (38)	-	-	83 (25)	-
68	191750	FANARA Thomas	FRA	119	-	-	119 (17)	-	-
70	534567	LANNING T J	USA	118	79 (28)	-	-	23 (39)	16 (41)
71	102814	BOURQUE Francois	CAN	117	6 (60)	-	34 (42)	71 (29)	6 (58)
72	190677	CHENAL Joel	FRA	111	-	12 (60)	99 (21)	-	-
73	50695	BUDER Andreas	AUT	105	105 (24)	-	-	-	-
74	100115	GRANDI Thomas	CAN	103	-	83 (29)	20 (46)	-	-





AUDI FIS SKI WORLD CUP 2008/09



AFTER 5th MEN'S SLALOM OVERALL FIS WCSL LIST

Number of Competitors: 169

Rank	FIS Code	Name	Nation	WCSL	DH	SL	GS	SG	SC
75	191964	POISSON David	FRA	100	94 (27)	–	–	6 (49)	–
76	534040	COCHRAN Jimmy	USA	99	–	81 (30)	18 (48)	–	–
76	560355	VALENCIC Mitja	SLO	99	–	99 (25)	–	–	–
78	532490	MACARTNEY Scott	USA	95	75 (32)	–	–	20 (40)	–
79	180534	SANDELL Marcus	FIN	94	–	–	94 (25)	–	–
79	51007	SCHOERGHOFFER Philipp	AUT	94	–	–	94 (25)	–	–
81	191746	DE TESSIERES Gauthier	FRA	93	–	–	93 (27)	–	–
82	191740	CLAREY Johan	FRA	87	77 (30)	–	–	–	10 (51)
83	50833	GRUGGER Hans	AUT	86	33 (40)	–	–	53 (30)	–
84	102435	JANYK Michael	CAN	81	–	81 (30)	–	–	–
84	293098	RAZZOLI Giuliano	ITA	81	–	81 (30)	–	–	–
86	50981	HOERL Wolfgang	AUT	79	–	79 (33)	–	–	–
86	291641	SULZENBACHER Kurt	ITA	79	79 (28)	–	–	–	–
88	500139	NYBERG Fredrik	SWE	69	–	–	69 (30)	–	–
88	301312	SASAKI Akira	JPN	69	–	69 (35)	–	–	–
90	50931	BECHTER Patrick	AUT	67	–	67 (37)	–	–	–
91	191116	DALCIN Pierre–Emmanuel	FRA	61	55 (34)	–	–	6 (49)	–
92	150644	KRYZL Krystof	CZE	59	–	4 (73)	9 (56)	–	46 (25)
93	191462	PAQUIN Pierre	FRA	57	–	12 (60)	–	–	45 (26)
94	150398	BANK Ondrej	CZE	51	–	15 (55)	–	–	36 (30)
94	191591	BERTRAND Yannick	FRA	51	51 (35)	–	–	–	–
96	102239	COUSINEAU Julien	CAN	50	–	37 (40)	–	–	13 (46)
96	534939	FISHER Erik	USA	50	39 (37)	–	–	11 (45)	–
98	420148	KARLSEN Truls Ove	NOR	49	–	10 (64)	39 (39)	–	–
99	192504	MERMILLOD BLONDIN T.	FRA	45	–	13 (58)	21 (45)	–	11 (49)
99	501026	RAINER Niklas	SWE	45	–	–	2 (62)	–	43 (27)
101	190915	BOURGEAT Pierrick	FRA	44	–	5 (70)	–	–	39 (29)
102	291399	GIRARDI Walter	ITA	43	3 (66)	–	–	40 (35)	–
102	101895	ROY Jean–Philippe	CAN	43	–	–	43 (36)	–	–
102	560447	SPORN Andrej	SLO	43	9 (54)	–	–	6 (49)	28 (35)
105	290693	PLONER Alexander	ITA	41	–	–	41 (37)	–	–
105	292250	SCHIEPPATI Alberto	ITA	41	–	–	41 (37)	–	–
107	292967	EISATH Florian	ITA	38	–	–	3 (59)	–	35 (31)
107	102727	STUTZ Paul	CAN	38	–	5 (70)	–	–	33 (33)
109	301709	YUASA Naoki	JPN	37	–	37 (40)	–	–	–
110	534959	JITLOFF Tim	USA	34	–	16 (54)	18 (48)	–	–
111	180292	LEINO Jukka	FIN	32	–	17 (51)	15 (51)	–	–

18-01-2009 / Wengen (SUI) / 1324

Page 3/5

www.fis-ski.com

Generation Date: SUN 18 JAN 2009

Time: 15:17

Document: 60B 1.0





AUDI FIS SKI WORLD CUP 2008/09



AFTER 5th MEN'S SLALOM OVERALL FIS WCSL LIST

Number of Competitors: 169

Rank	FIS Code	Name	Nation	WCSL	DH	SL	GS	SG	SC
112	50900	KOLL Alexander	AUT	31	-	20 (50)	-	-	11 (49)
112	150594	TREJBAL Filip	CZE	31	-	30 (43)	-	-	1 (68)
112	530939	WEIBRECHT Andrew	USA	31	17 (47)	-	-	-	14 (43)
115	300804	MINAGAWA Kentaro	JPN	30	-	30 (43)	-	-	-
116	501116	LAHDENPERAE Anton	SWE	29	-	29 (45)	-	-	-
117	201422	KOGLER Stefan	GER	28	-	28 (46)	-	-	-
118	191640	ANSELMET Alexandre	FRA	27	-	27 (47)	-	-	-
119	192932	FAYED Guillermo	FRA	26	22 (44)	-	-	-	4 (63)
120	201606	KEPPLER Stephan	GER	24	16 (49)	-	-	8 (47)	-
121	102456	BIGGS Patrick	CAN	22	-	22 (48)	-	-	-
121	201542	STRODL Peter	GER	22	9 (54)	-	-	13 (43)	-
121	510498	ZUEGER Cornel	SUI	22	17 (47)	-	-	-	5 (61)
124	533739	MARSHALL Cody	USA	21	-	21 (49)	-	-	-
125	190236	COVILI Frederic	FRA	20	-	-	20 (46)	-	-
126	480736	HOROSHILOV Alexandr	RUS	19	-	-	-	-	19 (40)
127	510307	BRAND Olivier	SUI	18	-	-	-	18 (41)	-
127	292291	THANEI Stefan	ITA	18	12 (51)	-	-	-	6 (58)
129	500909	ANDERSSON Oscar	SWE	17	-	17 (51)	-	-	-
129	500124	HANSSON Martin	SWE	17	-	17 (51)	-	-	-
131	292056	GUFLER Michael	ITA	16	-	-	2 (62)	-	14 (43)
132	192653	FREY Thomas	FRA	15	-	-	15 (51)	-	-
132	50997	OMMINGER Andreas	AUT	15	-	15 (55)	-	-	-
132	561067	PERKO Rok	SLO	15	9 (54)	-	-	-	6 (58)
135	92591	ALBRECHT Kilian	BUL	13	-	13 (58)	-	-	-
135	530703	SCHLOPY Erik	USA	13	-	-	13 (53)	-	-
137	700724	BABUSIAK Jaroslav	SVK	12	-	-	-	-	12 (47)
137	510165	HOFER Beni	SUI	12	10 (52)	-	-	2 (57)	-
137	511139	KUENG Patrick	SUI	12	-	-	-	-	12 (47)
137	201896	STEHLE Dominik	GER	12	-	12 (60)	-	-	-
141	293141	VARETTONI Silvano	ITA	11	6 (60)	-	-	5 (52)	-
141	533397	ZAMANSKY Jake	USA	11	-	-	11 (55)	-	-
143	90131	GEORGIEV Georgi	BUL	10	-	-	-	-	10 (51)
143	201439	STEHLE Johannes	GER	10	10 (52)	-	-	-	-
143	191425	TISSOT Stephane	FRA	10	-	10 (64)	-	-	-
146	293550	MARSAGLIA Matteo	ITA	9	-	-	-	-	9 (53)
146	380290	SAMSAL Dalibor	CRO	9	-	9 (66)	-	-	-
146	20174	VIDOSA Roger	AND	9	-	-	-	-	9 (53)

18-01-2009 / Wengen (SUI) / 1324

Page 4/5

www.fis-ski.com

Generation Date: SUN 18 JAN 2009

Time: 15:17

Document: 60B 1.0





AUDI FIS SKI WORLD CUP 2008/09



AFTER 5th MEN'S SLALOM OVERALL FIS WCSL LIST

Number of Competitors: 169

Rank	FIS Code	Name	Nation	WCSL	DH	SL	GS	SG	SC
149	510207	HARI Konrad	SUI	8	8 (58)	-	-	-	-
149	201987	STRODL Andreas	GER	8	8 (58)	-	-	-	-
149	150495	VRABLIK Martin	CZE	8	-	-	-	-	8 (55)
152	910000	IMBODEN Urs	MDA	7	-	7 (67)	-	-	-
153	250127	BJOERGVINSSON Bjoergvin	ISL	6	-	6 (68)	-	-	-
153	50831	GRAGGABER Thomas	AUT	6	6 (60)	-	-	-	-
153	292150	HAPPACHER Alex	ITA	6	-	-	-	1 (59)	5 (61)
156	50761	ALSTER Christoph	AUT	4	-	-	-	4 (53)	-
156	191415	BOTTOLLIER-LASQUIN Marc	FRA	4	4 (63)	-	-	-	-
156	293079	PITTSCHIELER Kurt	ITA	4	-	-	-	-	4 (63)
159	40171	BRANCH Craig	AUS	3	3 (66)	-	-	-	-
159	561006	GLEBOV Alek	SLO	3	-	-	-	3 (54)	-
159	291768	ROBERTO Alessandro	ITA	3	-	-	3 (59)	-	-
159	50919	STRUGER Peter	AUT	3	-	-	-	3 (54)	-
163	40255	BRAUER Jono	AUS	2	-	-	-	-	2 (65)
163	294277	KLOTZ Siegmur	ITA	2	-	-	-	-	2 (65)
163	191778	PICHOT Sebastien	FRA	2	-	-	2 (62)	-	-
166	191227	BURTIN Raphael	FRA	1	-	-	1 (65)	-	-
166	291389	FISCHNALLER Roland	ITA	1	1 (68)	-	-	-	-
166	220228	MICKEL Finlay	GBR	1	1 (68)	-	-	-	-
166	150421	ZAHROBSKY Petr	CZE	1	-	-	-	1 (59)	-

LEGEND

SC Super Combined points **SG** Super-G points **DH** Downhill points **WCSL** Overall points **SL** Slalom points
GS Giant Slalom points

18-01-2009 / Wengen (SUI) / 1324

Page 5/5

www.fis-ski.com

Generation Date: SUN 18 JAN 2009

Time: 15:17

Document: 60B 1.0





AUDI FIS SKI WORLD CUP 2008/09



5th MEN'S SLALOM SLALOM FIS WORLD CUP STANDINGS

16 NOV 2008 Levi (FIN)
22 DEC 2008 La Villa – Alta Badia (ITA)
6 JAN 2009 Zagreb – Sijeme (CRO)
11 JAN 2009 Adelboden (SUI)
18 JAN 2009 Wengen (SUI)

Number of Competitors: 53

Rank	FIS Code	Name	Nation	1	2	3	4	5	WC-SL	Diff.
1	192665	GRANGE Jean-Baptiste	FRA	100	80	100	29	40	349	
2	380260	KOSTELIC Ivica	CRO	45	100	80	20	60	305	- 44
3	50624	PRANGER Manfred	AUT	24	-	15	80	100	219	- 130
4	50605	HERBST Reinfried	AUT	-	-	36	100	80	216	- 133
5	50625	RAICH Benjamin	AUT	-	60	40	24	45	169	- 180
6	292491	MOELGG Manfred	ITA	-	45	50	45	10	150	- 199
7	501111	HARGIN Mattias	SWE	36	32	7	36	36	147	- 202
8	53831	HIRSCHER Marcel	AUT	-	36	-	40	50	126	- 223
9	501017	MYHRER Andre	SWE	40	14	13	50	-	117	- 232
10	290478	ROCCA Giorgio	ITA	-	50	14	26	26	116	- 233
11	50707	MATT Mario	AUT	60	-	12	36	-	108	- 241
12	191459	LIZEROUX Julien	FRA	16	24	29	14	20	103	- 246
13	532431	MILLER Bode	USA	80	-	-	15	-	95	- 254
14	290732	THALER Patrick	ITA	-	40	20	22	-	82	- 267
15	500499	BROLENIUS Johan	SWE	11	-	45	10	15	81	- 268
16	560355	VALENCIC Mitja	SLO	29	9	18	11	9	76	- 273
17	201702	NEUREUTHER Felix	GER	-	-	11	60	-	71	- 278
18	500656	LARSSON Markus	SWE	20	32	-	18	-	70	- 279
19	534562	LIGETY Ted	USA	9	22	-	16	22	69	- 280
20	50931	BECHTER Patrick	AUT	26	15	26	-	-	67	- 282
21	102435	JANYK Michael	CAN	-	-	26	3	32	61	- 288
22	293098	RAZZOLI Giuliano	ITA	-	-	60	-	-	60	- 289
23	291145	DEVILLE Cristian	ITA	-	22	-	13	24	59	- 290
24	510890	ZURBRIGGEN Silvan	SUI	50	-	-	-	-	50	- 299
25	560371	DRAGSIC Mitja	SLO	24	18	-	-	-	42	- 307
25	50981	HOERL Wolfgang	AUT	20	4	-	-	18	42	- 307
27	192506	MISSILLIER Steve	FRA	32	7	-	-	-	39	- 310
28	102239	COUSINEAU Julien	CAN	-	-	-	8	29	37	- 312
29	501101	BYGGMARK Jens	SWE	10	26	-	-	-	36	- 313
29	421400	MYHRE Lars Elton	NOR	-	-	36	-	-	36	- 313
31	560425	VAJDIC Bernard	SLO	-	-	16	6	12	34	- 315
32	511127	GINI Marc	SUI	-	12	-	-	16	28	- 321





AUDI FIS SKI WORLD CUP 2008/09



5th MEN'S SLALOM SLALOM FIS WORLD CUP STANDINGS

16 NOV 2008 Levi (FIN)
22 DEC 2008 La Villa – Alta Badia (ITA)
6 JAN 2009 Zagreb – Sijeme (CRO)
11 JAN 2009 Adelboden (SUI)
18 JAN 2009 Wengen (SUI)

Number of Competitors: 53

Rank	FIS Code	Name	Nation	1	2	3	4	5	WC-SL	Diff.
32	201422	KOGLER Stefan	GER	15	13	-	-	-	28	- 321
34	191640	ANSELMET Alexandre	FRA	-	-	22	-	-	22	- 327
35	100115	GRANDI Thomas	CAN	-	6	-	-	14	20	- 329
36	534040	COCHRAN Jimmy	USA	-	-	-	5	13	18	- 331
37	102456	BIGGS Patrick	CAN	-	10	-	7	-	17	- 332
38	534959	JITLOFF Tim	USA	-	16	-	-	-	16	- 333
39	150594	TREJBAL Filip	CZE	14	-	-	-	-	14	- 335
40	180292	LEINO Jukka	FIN	13	-	-	-	-	13	- 336
40	192504	MERMILLOD BLONDIN T.	FRA	-	-	4	9	-	13	- 336
42	201896	STEHLE Dominik	GER	12	-	-	-	-	12	- 337
42	301709	YUASA Naoki	JPN	-	-	-	12	-	12	- 337
44	510993	ALBRECHT Daniel	SUI	-	11	-	-	-	11	- 338
44	380292	ZRNCIC-DIM Natko	CRO	-	-	-	-	11	11	- 338
46	533739	MARSHALL Cody	USA	-	-	10	-	-	10	- 339
47	380290	SAMSAL Dalibor	CRO	-	-	9	-	-	9	- 340
48	300804	MINAGAWA Kentaro	JPN	-	-	8	-	-	8	- 341
48	50547	SCHOENFELDER Rainer	AUT	-	8	-	-	-	8	- 341
50	910000	IMBODEN Urs	MDA	-	3	-	4	-	7	- 342
51	250127	BJOERGVINSSON B.	ISL	-	-	6	-	-	6	- 343
52	293006	INNERHOFER Christof	ITA	-	-	5	-	-	5	- 344
52	511352	VILETTA Sandro	SUI	-	5	-	-	-	5	- 344

LEGEND

WC-SL World Cup points for Slalom Diff. Points Difference

18-01-2009 / Wengen (SUI) / 1324

Page 2/2

www.fis-ski.com

Generation Date: SUN 18 JAN 2009

Time: 15:17

Document: 25A 1.0





AUDI FIS SKI WORLD CUP 2008/09



5th MEN'S SLALOM OVERALL FIS WORLD CUP STANDINGS

Number of Competitors: 130

Rank	FIS Code	Name	Nation	Points	DH 5 races	SL 5 races	GS 5 races	SG 3 races	SC 2 races
1	50625	RAICH Benjamin	AUT	638	–	169 (5)	286 (1)	47 (15)	136 (1)
2	192665	GRANGE Jean-Baptiste	FRA	576	–	349 (1)	118 (10)	–	109 (4)
3	380260	KOSTELIC Ivica	CRO	546	7 (44)	305 (2)	152 (8)	32 (23)	50 (10)
4	421328	SVINDAL Aksel Lund	NOR	518	166 (8)	–	188 (6)	132 (3)	32 (18)
5	511313	JANKA Carlo	SUI	488	139 (11)	–	183 (7)	34 (22)	132 (2)
6	510727	DEFAGO Didier	SUI	455	198 (4)	–	65 (21)	170 (2)	22 (19)
7	510030	CUCHE Didier	SUI	429	109 (14)	–	234 (3)	86 (9)	–
8	510993	ALBRECHT Daniel	SUI	427	105 (15)	11 (44)	221 (5)	50 (14)	40 (13)
9	532431	MILLER Bode	USA	385	225 (2)	95 (13)	33 (31)	32 (23)	–
10	292455	FILL Peter	ITA	378	177 (5)	–	45 (26)	40 (18)	116 (3)
11	50041	WALCHHOFER Michael	AUT	355	230 (1)	–	–	110 (6)	15 (23)
12	534562	LIGETY Ted	USA	346	–	69 (19)	241 (2)	36 (20)	–
13	293006	INNERHOFER Christof	ITA	296	176 (6)	5 (52)	3 (46)	72 (10)	40 (13)
14	53831	HIRSCHER Marcel	AUT	272	–	126 (8)	86 (15)	–	60 (6)
15	50423	MAIER Hermann	AUT	268	59 (23)	–	–	209 (1)	–
16	102263	GUAY Erik	CAN	263	171 (7)	–	–	92 (8)	–
17	50753	KROELL Klaus	AUT	257	215 (3)	–	–	42 (17)	–
18	533131	SULLIVAN Marco	USA	241	142 (10)	–	–	99 (7)	–
19	292491	MOELGG Manfred	ITA	228	–	150 (6)	78 (18)	–	–
20	292000	BLARDONE Massimiliano	ITA	224	–	–	224 (4)	–	–
21	50624	PRANGER Manfred	AUT	219	–	219 (3)	–	–	–
22	50605	HERBST Reinfried	AUT	216	–	216 (4)	–	–	–
23	292514	HEEL Werner	ITA	215	78 (16)	–	–	124 (5)	13 (24)
24	510767	HOFFMANN Ambrosi	SUI	207	138 (12)	–	–	69 (11)	–
25	500656	LARSSON Markus	SWE	191	–	70 (18)	71 (20)	–	50 (10)
26	102873	KUCERA John	CAN	189	29 (33)	–	–	126 (4)	34 (17)
27	350032	BUECHEL Marco	LIE	172	146 (9)	–	–	26 (27)	–
28	510890	ZURBRIGGEN Silvan	SUI	166	8 (42)	50 (24)	–	3 (44)	105 (5)
29	191459	LIZEROUX Julien	FRA	162	–	103 (12)	–	–	59 (7)
30	421483	JANSRUD Kjetil	NOR	160	–	–	148 (9)	12 (38)	–
31	102899	OSBORNE-PARADIS Manuel	CAN	158	134 (13)	–	–	24 (28)	–
32	51215	BAUMANN Romed	AUT	153	36 (28)	–	80 (17)	–	37 (16)
33	501111	HARGIN Mattias	SWE	147	–	147 (7)	–	–	–
34	50451	GRUBER Christoph	AUT	139	59 (23)	–	60 (24)	20 (31)	–
35	50742	REICHELT Hannes	AUT	136	–	–	89 (13)	47 (15)	–
36	501017	MYHRER Andre	SWE	125	–	117 (9)	–	–	8 (32)
37	290478	ROCCA Giorgio	ITA	116	–	116 (10)	–	–	–

18-01-2009 / Wengen (SUI) / 1324

Page 1/4

www.fis-ski.com

Generation Date: SUN 18 JAN 2009

Time: 15:17

Document: 25B 1.0





AUDI FIS SKI WORLD CUP 2008/09



5th MEN'S SLALOM OVERALL FIS WORLD CUP STANDINGS

Number of Competitors: 130

Rank	FIS Code	Name	Nation	Points	DH	SL	GS	SG	SC
					5 races	5 races	5 races	3 races	2 races
38	50858	STREITBERGER Georg	AUT	114	78 (16)	–	–	36 (20)	–
39	50707	MATT Mario	AUT	111	–	108 (11)	3 (46)	–	–
40	511352	VILETTA Sandro	SUI	109	–	5 (52)	50 (25)	–	54 (8)
41	192746	THEAUX Adrien	FRA	102	66 (20)	–	–	20 (31)	16 (21)
42	191423	RICHARD Cyprien	FRA	96	–	–	96 (11)	–	–
43	534567	LANNING T J	USA	95	75 (19)	–	–	20 (31)	–
44	191750	FANARA Thomas	FRA	91	–	–	91 (12)	–	–
45	500150	JAERBYN Patrik	SWE	89	22 (34)	–	–	67 (12)	–
46	51007	SCHOERGHOFFER Philipp	AUT	88	–	–	88 (14)	–	–
47	501076	OLSSON Hans	SWE	84	78 (16)	–	–	–	6 (36)
48	560332	JERMAN Andrej	SLO	83	62 (22)	–	–	21 (29)	–
49	510997	BERTHOD Marc	SUI	82	4 (49)	–	65 (21)	13 (35)	–
49	191746	DE TESSIERES Gauthier	FRA	82	–	–	82 (16)	–	–
49	290732	THALER Patrick	ITA	82	–	82 (14)	–	–	–
52	500499	BROLENIUS Johan	SWE	81	–	81 (15)	–	–	–
52	50600	GOERGL Stephan	AUT	81	–	–	41 (27)	40 (18)	–
54	421400	MYHRE Lars Elton	NOR	80	2 (52)	36 (29)	–	–	42 (12)
55	201702	NEUREUTHER Felix	GER	78	–	71 (17)	–	–	7 (35)
56	560355	VALENCIC Mitja	SLO	76	–	76 (16)	–	–	–
57	192506	MISSILLIER Steve	FRA	75	–	39 (27)	36 (28)	–	–
58	292120	SIMONCELLI Davide	ITA	74	–	–	74 (19)	–	–
59	533866	NYMAN Steven	USA	71	65 (21)	–	–	6 (42)	–
60	510747	GRUENENFELDER Tobias	SUI	69	18 (35)	–	–	51 (13)	–
61	50931	BECHTER Patrick	AUT	67	–	67 (20)	–	–	–
62	380292	ZRNCIC-DIM Natko	CRO	66	3 (51)	11 (44)	–	–	52 (9)
63	560406	GORZA Ales	SLO	64	–	–	35 (30)	29 (26)	–
64	190677	CHENAL Joel	FRA	63	–	–	63 (23)	–	–
65	102435	JANYK Michael	CAN	61	–	61 (21)	–	–	–
66	293098	RAZZOLI Giuliano	ITA	60	–	60 (22)	–	–	–
67	291145	DEVILLE Cristian	ITA	59	–	59 (23)	–	–	–
68	102961	DIXON Robbie	CAN	55	34 (30)	–	–	21 (29)	–
68	290998	STAUDACHER Patrick	ITA	55	7 (44)	–	–	32 (23)	16 (21)
70	560425	VAJDIC Bernard	SLO	54	–	34 (31)	20 (34)	–	–
71	191964	POISSON David	FRA	52	52 (25)	–	–	–	–
72	102239	COUSINEAU Julien	CAN	50	–	37 (28)	–	–	13 (24)
72	534939	FISHER Erik	USA	50	39 (27)	–	–	11 (39)	–
74	150644	KRYZL Krystof	CZE	47	–	–	9 (42)	–	38 (15)

18-01-2009 / Wengen (SUI) / 1324

Page 2/4

www.fis-ski.com

Generation Date: SUN 18 JAN 2009

Time: 15:17

Document: 25B 1.0





AUDI FIS SKI WORLD CUP 2008/09



5th MEN'S SLALOM OVERALL FIS WORLD CUP STANDINGS

Number of Competitors: 130

Rank	FIS Code	Name	Nation	Points	DH 5 races	SL 5 races	GS 5 races	SG 3 races	SC 2 races
74	51005	SCHEIBER Mario	AUT	47	12 (36)	–	15 (38)	20 (31)	–
76	191740	CLAREY Johan	FRA	46	46 (26)	–	–	–	–
77	501101	BYGGMARK Jens	SWE	44	–	36 (29)	–	–	8 (32)
78	532490	MACARTNEY Scott	USA	43	36 (28)	–	–	7 (41)	–
79	560371	DRAGSIC Mitja	SLO	42	–	42 (25)	–	–	–
79	50981	HOERL Wolfgang	AUT	42	–	42 (25)	–	–	–
81	180534	SANDELL Marcus	FIN	36	–	–	36 (28)	–	–
82	534959	JITLOFF Tim	USA	34	–	16 (38)	18 (36)	–	–
82	192504	MERMILLOD BLONDIN T.	FRA	34	–	13 (40)	10 (40)	–	11 (29)
84	191116	DALCIN Pierre-Emmanuel	FRA	32	32 (31)	–	–	–	–
84	511127	GINI Marc	SUI	32	–	28 (32)	4 (45)	–	–
84	102271	HUDEC Jan	CAN	32	32 (31)	–	–	–	–
84	290693	PLONER Alexander	ITA	32	–	–	32 (32)	–	–
88	201422	KOGLER Stefan	GER	28	–	28 (32)	–	–	–
89	560447	SPORN Andrej	SLO	24	8 (42)	–	–	4 (43)	12 (26)
90	180292	LEINO Jukka	FIN	23	–	13 (40)	10 (40)	–	–
90	101895	ROY Jean-Philippe	CAN	23	–	–	23 (33)	–	–
92	191640	ANSELMET Alexandre	FRA	22	–	22 (34)	–	–	–
92	201542	STRODL Peter	GER	22	9 (40)	–	–	13 (35)	–
94	100115	GRANDI Thomas	CAN	20	–	20 (35)	–	–	–
95	420148	KARLSEN Truls Ove	NOR	19	–	–	19 (35)	–	–
96	534040	COCHRAN Jimmy	USA	18	–	18 (36)	–	–	–
96	501026	RAINER Niklas	SWE	18	–	–	–	–	18 (20)
96	292250	SCHIEPPATI Alberto	ITA	18	–	–	18 (36)	–	–
96	292291	THANEI Stefan	ITA	18	12 (36)	–	–	–	6 (36)
100	102456	BIGGS Patrick	CAN	17	–	17 (37)	–	–	–
101	50547	SCHOENFELDER Rainer	AUT	14	–	8 (48)	6 (44)	–	–
101	150594	TREJBAL Filip	CZE	14	–	14 (39)	–	–	–
103	510307	BRAND Olivier	SUI	13	–	–	–	13 (35)	–
103	201606	KEPPLER Stephan	GER	13	12 (36)	–	–	1 (45)	–
105	700724	BABUSIAK Jaroslav	SVK	12	–	–	–	–	12 (26)
105	511139	KUENG Patrick	SUI	12	–	–	–	–	12 (26)
105	201896	STEHLE Dominik	GER	12	–	12 (42)	–	–	–
105	301709	YUASA Naoki	JPN	12	–	12 (42)	–	–	–
109	192932	FAYED Guillermo	FRA	11	11 (39)	–	–	–	–
109	533397	ZAMANSKY Jake	USA	11	–	–	11 (39)	–	–
111	90131	GEORGIEV Georgi	BUL	10	–	–	–	–	10 (30)

18-01-2009 / Wengen (SUI) / 1324

Page 3/4

www.fis-ski.com

Generation Date: SUN 18 JAN 2009

Time: 15:17

Document: 25B 1.0





AUDI FIS SKI WORLD CUP 2008/09



5th MEN'S SLALOM OVERALL FIS WORLD CUP STANDINGS

Number of Competitors: 130

Rank	FIS Code	Name	Nation	Points	DH 5 races	SL 5 races	GS 5 races	SG 3 races	SC 2 races
111	533739	MARSHALL Cody	USA	10	–	10 (46)	–	–	–
113	191591	BERTRAND Yannick	FRA	9	9 (40)	–	–	–	–
113	380290	SAMSAL Dalibor	CRO	9	–	9 (47)	–	–	–
113	20174	VIDOSA Roger	AND	9	–	–	–	–	9 (31)
116	192653	FREY Thomas	FRA	8	–	–	8 (43)	–	–
116	291399	GIRARDI Walter	ITA	8	–	–	–	8 (40)	–
116	300804	MINAGAWA Kentaro	JPN	8	–	8 (48)	–	–	–
116	150495	VRABLIK Martin	CZE	8	–	–	–	–	8 (32)
120	910000	IMBODEN Urs	MDA	7	–	7 (50)	–	–	–
120	530939	WEIBRECHT Andrew	USA	7	4 (49)	–	–	–	3 (40)
122	250127	BJOERGVINSSON Bjoergvin	ISL	6	–	6 (51)	–	–	–
122	50831	GRAGGABER Thomas	AUT	6	6 (46)	–	–	–	–
124	191462	PAQUIN Pierre	FRA	5	–	–	–	–	5 (38)
124	561067	PERKO Rok	SLO	5	5 (47)	–	–	–	–
124	201987	STRODL Andreas	GER	5	5 (47)	–	–	–	–
127	190915	BOURGEAT Pierrick	FRA	4	–	–	–	–	4 (39)
128	294277	KLOTZ Siegmur	ITA	2	–	–	–	–	2 (41)
129	150421	ZAHROBSKY Petr	CZE	1	–	–	–	1 (45)	–
129	510498	ZUEGER Cornel	SUI	1	1 (53)	–	–	–	–

LEGEND

SC Super Combined points SG Super-G points DH Downhill points Points Overall points SL Slalom points
GS Giant Slalom points

18-01-2009 / Wengen (SUI) / 1324

Page 4/4

www.fis-ski.com

Generation Date: SUN 18 JAN 2009

Time: 15:17

Document: 25B 1.0





AUDI FIS SKI WORLD CUP 2008/09



5th MEN'S SLALOM MEN FIS NATION CUP

Number of Nations: 20

Place	Nation	Points	Diff.	DH	SL	GS	SG	SC
1	AUT Austria	3223		695	955	754	571	248
2	SUI Switzerland	2490	- 733	720	94	822	489	365
3	ITA Italy	1865	- 1358	450	472	474	276	193
4	FRA France	1470	- 1753	216	526	504	20	204
5	USA United States	1311	- 1912	586	208	303	211	3
6	CAN Canada	868	- 2355	400	135	23	263	47
7	SWE Sweden	779	- 2444	100	451	71	67	90
8	NOR Norway	777	- 2446	168	36	355	144	74
9	CRO Croatia	621	- 2602	10	325	152	32	102
10	SLO Slovenia	348	- 2875	75	152	55	54	12
11	LIE Liechtenstein	172	- 3051	146	-	-	26	-
12	GER Germany	158	- 3065	26	111	-	14	7
13	CZE Czech Republic	70	- 3153	-	14	9	1	46
14	FIN Finland	59	- 3164	-	13	46	-	-
15	JPN Japan	20	- 3203	-	20	-	-	-
16	SVK Slovakia	12	- 3211	-	-	-	-	12
17	BUL Bulgaria	10	- 3213	-	-	-	-	10
18	AND Andorra	9	- 3214	-	-	-	-	9
19	MDA Moldova	7	- 3216	-	7	-	-	-
20	ISL Iceland	6	- 3217	-	6	-	-	-





AUDI FIS SKI WORLD CUP 2008/09



AFTER 5th MEN'S SLALOM MANUFACTURERS STANDINGS MEN

Number of Manufacturers: 10

Place	Manufacturer	Points	Diff.	DH	SL	GS	SG	SC
1	Atomic	2505		630	295	810	390	380
2	Rossignol	1730	- 775	385	510	330	320	185
3	Head	1115	- 1390	485	80	210	290	50
4	Fischer	695	- 1810	50	345	210	40	50
5	Nordica	480	- 2025	110	190	50	90	40
6	Salomon	370	- 2135	215	50	105	-	-
7	Dynastar	205	- 2300	-	-	160	-	45
8	Blizzard	180	- 2325	-	180	-	-	-
8	Voelkl	180	- 2325	-	180	-	-	-
10	Elan	45	- 2460	-	45	-	-	-

