



FIS ALPINE WORLD SKI CHAMPIONSHIPS 2009
Val d'Isère (FRA)



LADIES' SUPER-G

TUE 3 FEB 2009

ALPHABETICAL LIST OF COMPETITORS

Number of Competitors: 56, Number of NOCs: 23

| Nation | FIS Code | Name | FIS Points (3rd of February 2009 – List 8) | | | | | | | | | |
|-------------------|----------|------------------------------|--|--------|--------|--------|-------|--------|-------|--------|--------|-------|
| | | | DH | | SL | | GS | | SG | | SC | |
| AND (1) | 25096 | GUTIERREZ Mireia | 59.58 | (219) | 24.12 | (207) | 40.05 | (532) | 56.61 | (412) | 37.27 | (152) |
| AUT (4) | 55947 | FENNINGER Anna | 8.84 | (44) | 9.27 | (46) | 6.00 | (31) | 4.93 | (20) | 3.91 | (7) |
| | 55750 | FISCHBACHER Andrea | 5.11 | (17) | 35.26 | (399) | 5.00 | (19) | 2.75 | (8) | 5.63 | (23) |
| | 55576 | GOERGL Elisabeth | 4.72 | (11) | 17.18 | (117) | 1.29 | (4) | 2.27 | (6) | 3.06 | (5) |
| | 55069 | GOETSCHL Renate | 3.57 | (3) | 48.52 | (699) | 8.24 | (48) | 3.18 | (9) | – | |
| BEL (1) | 65090 | VAN BUYNDER Isabel | 107.67 | (563) | 38.04 | (455) | 71.10 | (1390) | 94.29 | (1045) | 112.13 | (609) |
| BLR (2) | 665008 | KUZMENKA Lizaveta | 195.41 | (1249) | 52.28 | (793) | 61.28 | (1093) | 88.04 | (957) | 117.62 | (637) |
| | 665009 | SCHKANOVA Marija | 119.40 | (666) | 58.34 | (941) | 56.63 | (943) | 60.01 | (458) | 103.73 | (561) |
| BUL (1) | 95050 | KIRKOVA Maria | 87.11 | (391) | 25.85 | (234) | 42.88 | (596) | 73.47 | (699) | 117.01 | (633) |
| CAN (4) | 105997 | BRYDON Emily | 4.57 | (9) | 34.30 | (374) | 18.80 | (142) | 3.54 | (11) | 4.18 | (8) |
| | 106022 | JANYK Britt | 3.82 | (4) | 36.02 | (413) | 23.09 | (190) | 3.43 | (10) | 60.70 | (302) |
| | 106402 | VANDERBEEK Kelly | 4.14 | (7) | 115.83 | (2516) | 45.17 | (649) | 4.93 | (20) | – | |
| | 106849 | YURKIW Larisa | 6.93 | (37) | 18.62 | (138) | 12.30 | (82) | 22.87 | (111) | 57.92 | (278) |
| CHI (3) | 115115 | BARAHONA Noelle | 122.90 | (696) | 59.04 | (959) | 77.36 | (1577) | 94.52 | (1052) | 150.74 | (801) |
| | 115152 | JOFFROY Stephanie | – | | 123.12 | (2701) | 90.59 | (2022) | 82.23 | (847) | – | |
| | 115127 | MARINOVIC Florencia | 88.61 | (407) | 82.78 | (1595) | 71.75 | (1412) | 64.53 | (551) | 72.51 | (374) |
| CZE (3) | 155333 | HRSTKOVA Lucie | 61.70 | (235) | 22.06 | (177) | 23.27 | (194) | 30.77 | (170) | 7.50 | (34) |
| | 155563 | KRIZOVA Klara | 25.91 | (90) | 57.51 | (913) | 37.07 | (462) | 20.12 | (94) | 36.83 | (150) |
| | 155415 | ZAHROBSKA Sarka | 31.02 | (114) | 1.86 | (3) | 5.99 | (29) | 13.20 | (60) | 4.87 | (15) |
| FRA (4) | 195671 | JACQUEMOD Ingrid | 4.89 | (13) | 40.58 | (510) | 4.67 | (17) | 5.74 | (28) | 4.57 | (10) |
| | 196460 | MARCHAND-ARVIER Marie | 5.00 | (16) | 53.98 | (829) | 21.38 | (169) | 5.29 | (23) | 4.70 | (11) |
| | 196573 | REVILLET Aurelie | 5.99 | (30) | 74.24 | (1345) | 37.02 | (458) | 18.94 | (83) | 36.03 | (147) |
| | 195983 | ROLLAND Marion | 9.35 | (51) | 55.18 | (863) | 38.32 | (498) | 15.09 | (67) | 21.86 | (91) |
| GBR (1) | 225206 | ALCOTT Chemmy | 26.99 | (103) | 24.35 | (215) | 5.99 | (29) | 16.25 | (69) | 24.96 | (104) |
| GER (3) | 205218 | REBENSBURG Viktoria | 23.08 | (80) | 61.78 | (1025) | 5.44 | (21) | 6.03 | (35) | 17.95 | (71) |
| | 206001 | RIESCH Maria | 4.00 | (5) | 0.00 | (1) | 4.91 | (18) | 2.45 | (7) | 1.64 | (3) |
| | 206175 | STECHELT Gina | 5.72 | (25) | 21.83 | (174) | 15.76 | (110) | 10.93 | (52) | 5.72 | (25) |

03-02-2009 / Val d'Isère (FRA) / 5609

Page 1/3

Data Processing by LONGINES

www.fis-ski.com

LONGINES Timing

Generation Date: MON 2 FEB 2009

Time: 18:35

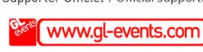
Document: 32E 1.0



Partenaires Nationaux / National Partners

Supporter Officiel / Official Supporter

Fournisseurs Officiels / Official Suppliers



Partenaires Média / Media Partners

Partenaires Techniques / Technical Partners



Partenaires Institutionnels / Institutional Partners





FIS ALPINE WORLD SKI CHAMPIONSHIPS 2009
Val d'Isère (FRA)



LADIES' SUPER-G

TUE 3 FEB 2009

ALPHABETICAL LIST OF COMPETITORS

Number of Competitors: 56, Number of NOCs: 23

| Nation | FIS Code | Name | FIS Points (3rd of February 2009 – List 8) | | | | | | |
|-------------------|----------|--------------------------------|--|---------------|---------------|---------------|---------------|--|--|
| | | | DH | SL | GS | SG | SC | | |
| HUN (1) | 245051 | BERECZ Anna | 81.83 (359) | 70.70 (1262) | 55.92 (925) | 62.34 (523) | 59.29 (290) | | |
| ITA (4) | 296729 | FANCHINI Nadia | 4.63 (10) | 57.36 (908) | 22.72 (184) | 1.99 (5) | 51.77 (240) | | |
| | 296008 | MERIGHETTI Daniela | 5.44 (19) | 19.52 (150) | 24.27 (216) | 10.29 (49) | 4.79 (14) | | |
| | 295533 | RECCHIA Lucia | 6.00 (31) | 127.58 (2800) | 33.18 (370) | 6.00 (31) | – | | |
| | 296473 | SIORPAES Wendy | 5.95 (28) | 62.38 (1043) | 21.18 (167) | 6.13 (36) | 25.07 (105) | | |
| KAZ (1) | 675019 | FEDOTOVA Lyudmila | 205.19 (1306) | 101.19 (2143) | 112.82 (2640) | 111.95 (1329) | 270.45 (1033) | | |
| MON (1) | 375018 | COLETTI Alexandra | 29.49 (111) | 51.96 (786) | 26.11 (242) | 22.29 (109) | 29.44 (121) | | |
| ROU (1) | 465059 | MIKLOS Edith | 7.86 (41) | 59.83 (974) | 32.58 (360) | 14.99 (66) | 25.14 (106) | | |
| SLO (4) | 565333 | BRODNIK Vanja | 52.70 (193) | 18.24 (131) | 11.97 (81) | 20.55 (97) | 55.25 (261) | | |
| | 565320 | FERK Marusa | 27.65 (105) | 5.38 (20) | 8.83 (56) | 19.93 (90) | 16.87 (70) | | |
| | 565243 | MAZE Tina | 4.90 (14) | 23.44 (198) | 3.46 (7) | 4.95 (22) | 5.31 (18) | | |
| | 565315 | ROBNIK Mateja | 36.61 (127) | 13.32 (78) | 5.56 (22) | 21.15 (101) | 19.75 (77) | | |
| SPA (2) | 495615 | MORLANS Leyre | 68.67 (263) | 85.11 (1654) | 58.31 (991) | 41.02 (245) | 72.52 (377) | | |
| | 495318 | RUIZ CASTILLO Carolina | 5.49 (20) | 64.87 (1107) | 26.08 (241) | 5.54 (26) | 51.48 (237) | | |
| SRB (1) | 315149 | LOLOVIC Jelena | 59.68 (220) | 16.60 (110) | 16.83 (116) | 39.38 (233) | 40.15 (169) | | |
| SUI (4) | 515573 | AUFDENBLATTEN Fraenzi | 5.38 (18) | 50.67 (753) | 10.73 (71) | 3.87 (13) | 24.65 (103) | | |
| | 515849 | DETLING Andrea | 8.04 (43) | 24.20 (210) | 6.35 (40) | 4.28 (16) | 5.96 (29) | | |
| | 516138 | GUT Lara | 5.95 (28) | 12.62 (72) | 4.05 (13) | 3.90 (14) | 5.33 (19) | | |
| | 515766 | SUTER Fabienne | 6.00 (31) | 24.68 (222) | 6.00 (31) | 0.00 (1) | 4.27 (9) | | |
| SWE (3) | 505679 | HANSDOTTER Frida | 64.55 (240) | 4.90 (13) | 13.53 (90) | 44.44 (276) | 5.99 (30) | | |
| | 505632 | LINDELL-VIKARBY Jessica | 10.31 (54) | 20.53 (158) | 5.82 (26) | 1.31 (3) | 5.91 (26) | | |
| | 505483 | PAERSON Anja | 3.20 (2) | 3.96 (7) | 4.19 (14) | 1.23 (2) | 0.00 (1) | | |
| UKR (3) | 695048 | GISEM Tamara | – | 116.79 (2539) | 80.97 (1695) | 113.84 (1369) | – | | |
| | 695063 | MATSOTSKA Bogdana | 213.09 (1342) | 33.70 (360) | 59.26 (1031) | 102.50 (1176) | 105.64 (569) | | |
| | 695073 | SKRYABINA Anastasiya | 390.11 (1635) | 43.99 (578) | 45.96 (671) | 64.14 (544) | 115.15 (625) | | |
| USA (4) | 537582 | COOK Stacey | 11.37 (59) | 20.57 (159) | 12.98 (86) | 6.00 (31) | 21.37 (86) | | |

03-02-2009 / Val d'Isère (FRA) / 5609

Page 2/3

Data Processing by LONGINES

www.fis-ski.com

LONGINES Timing

Generation Date: MON 2 FEB 2009

Time: 18:35

Document: 32E 1.0



Partenaires Nationaux / National Partners

Supporter Officiel / Official Supporter

Fournisseurs Officiels / Official Suppliers



Partenaires Média / Media Partners

Partenaires Techniques / Technical Partners



Partenaires Institutionnels / Institutional Partners





FIS ALPINE WORLD SKI CHAMPIONSHIPS 2009
Val d'Isère (FRA)



LADIES' SUPER-G
ALPHABETICAL LIST OF COMPETITORS

TUE 3 FEB 2009

Number of Competitors: 56, Number of NOCs: 23

| Nation | FIS Code | Name | FIS Points (3rd of February 2009 – List 8) | | | | | | | | | |
|------------|----------|------------------|--|------|-------|-------|-------|-------|-------|------|-------|------|
| | | | DH | | SL | | GS | | SG | | SC | |
| USA (4) | 537545 | MANCUSO Julia | 4.83 | (12) | 15.68 | (102) | 3.86 | (12) | 4.08 | (15) | 5.17 | (17) |
| | 538038 | MARSHALL Chelsea | 10.86 | (57) | 30.38 | (307) | 16.63 | (115) | 14.05 | (63) | 14.54 | (59) |
| | 537544 | VONN Lindsey | 0.00 | (1) | 1.98 | (4) | 3.55 | (8) | 1.44 | (4) | 1.09 | (2) |

LEGEND

DH Downhill SL Slalom GS Giant Slalom SG Super-G SC Super Combined

03-02-2009 / Val d'Isère (FRA) / 5609

Page 3/3

Data Processing by LONGINES

www.fis-ski.com

LONGINES Timing

Generation Date: MON 2 FEB 2009

Time: 18:35

Document: 32E 1.0

Partenaires Internationaux / International Partners



Partenaires Nationaux / National Partners



Supporter Officiel / Official Supporter



Fournisseurs Officiels / Official Suppliers



Partenaires Média / Media Partners



Partenaires Techniques / Technical Partners



Partenaires Institutionnels / Institutional Partners





FIS ALPINE WORLD SKI CHAMPIONSHIPS 2009
Val d'Isère (FRA)



LADIES' SUPER-G
DRAW LIST BY POINTS

TUE 3 FEB 2009

Number of Competitors: 56, Number of NSA: 23 Ranked 100 in the FIS List: **HOLLAUS C.** FIS Pts: 20.76

| No. | FIS Code | Name | Nation | WCSL-SG | WCSL-O | FIS-SG |
|-----|-------------|-------------------------|--------|----------|----------|--------------|
| 1 | 515766 | SUTER Fabienne | SUI | 368 (1) | 526 (13) | 0.00 (1) |
| 2 | 505483 | PAERSON Anja | SWE | 303 (2) | 1353 (3) | 1.23 (2) |
| 3 | 505632 | LINDELL-VIKARBY Jessica | SWE | 299 (3) | 408 (24) | 1.31 (3) |
| 4 | 537544 | VONN Lindsey | USA | 292 (4) | 1909 (1) | 1.44 (4) |
| 5 | 296729 | FANCHINI Nadia | ITA | 263 (5) | 491 (17) | 1.99 (5) |
| 6 | 55576 | GOERGL Elisabeth | AUT | 248 (6) | 969 (5) | 2.27 (6) |
| 7 | 206001 | RIESCH Maria | GER | 239 (7) | 1489 (2) | 2.45 (7) |
| 8 | 55750 | FISCHBACHER Andrea | AUT | 223 (8) | 542 (11) | 2.75 (8) |
| 9 | 55069 | GOETSCHL Renate | AUT | 200 (9) | 539 (12) | 3.18 (9) |
| 10 | 106022 | JANYK Britt | CAN | 187 (10) | 499 (14) | 3.43 (10) |
| 11 | 105997 | BRYDON Emily | CAN | 181 (11) | 494 (16) | 3.54 (11) |
| 12 | 515573 | AUFDENBLATTEN Fraenzi | SUI | 164 (13) | 311 (31) | 3.87 (12) |
| 13 | 516138 | GUT Lara | SUI | 162 (14) | 461 (21) | 3.90 (13) |
| 14 | 537545 | MANCUSO Julia | USA | 153 (15) | 637 (8) | 4.08 (14) |
| 15 | 515849 | DETLING Andrea | SUI | 142 (16) | 208 (40) | 4.28 (15) |
| 16 | +400 565243 | MAZE Tina | SLO | 107 (22) | 567 (10) | 4.95 (18) |
| 17 | +400 195671 | JACQUEMOD Ingrid | FRA | 65 (28) | 470 (20) | 5.74 (21) |
| 18 | +400 155415 | ZAHROBSKA Sarka | CZE | 41 (32) | 620 (9) | 13.20 (28) |
| 19 | 106402 | VANDERBEEK Kelly | CAN | 108 (20) | 382 (25) | 4.93 (17) |
| 20 | 55947 | FENNINGER Anna | AUT | 108 (20) | 295 (32) | 4.93 (16) |
| 21 | 196460 | MARCHAND-ARVIER Marie | FRA | 89 (23) | 338 (28) | 5.29 (19) |
| 22 | 495318 | RUIZ CASTILLO Carolina | SPA | 76 (26) | 203 (41) | 5.54 (20) |
| 23 | 295533 | RECCHIA Lucia | ITA | 44 (31) | 81 (68) | 6.00 (22) |
| 24 | 537582 | COOK Stacey | USA | 32 (33) | 70 (72) | 6.00 (23) |
| 25 | 206175 | STECHELT Gina | GER | 30 (35) | 156 (46) | 10.93 (27) |
| 26 | 205218 | REBENSBURG Viktoria | GER | 27 (37) | 115 (50) | 6.03 (24) |
| 27 | 296473 | SIORPAES Wendy | ITA | 22 (40) | 91 (62) | 6.13 (25) |
| 28 | 296008 | MERIGHETTI Daniela | ITA | 22 (40) | 214 (38) | 10.29 (26) |
| 29 | 195983 | ROLLAND Marion | FRA | 21 (44) | 63 (77) | 15.09 (31) |
| 30 | 196573 | REVILLET Aurelie | FRA | 17 (46) | 89 (64) | 18.94 (33) |
| 31 | 538038 | MARSHALL Chelsea | USA | 10 (49) | 44 (85) | 14.05 (29) |
| 32 | 465059 | MIKLOS Edith | ROU | 1 (61) | 1 (150) | 14.99 (30) |
| 33 | 225206 | ALCOTT Chemmy | GBR | 14 (48) | 89 (64) | 16.25 (32) |
| 34 | 565320 | FERK Marusa | SLO | - | 137 (48) | 19.93 (34) |
| 35 | 155563 | KRIZOVA Klara | CZE | - | - | 20.12 (35) |
| 36 | 565333 | BRODNIK Vanja | SLO | 3 (56) | 12 (123) | 20.55 (36) |
| 37 | 565315 | ROBNIK Mateja | SLO | - | 97 (58) | > 21.15 (37) |

03-02-2009 / Val d'Isère (FRA) / 5609

Page 1/2

Data Processing by LONGINES

www.fis-ski.com

LONGINES Timing

Generation Date: MON 2 FEB 2009

Time: 18:36

Document: 45A 1.0

Partenaires Internationaux / International Partners



Partenaires Nationaux / National Partners


Supporter Officiel / Official Supporter

Fournisseurs Officiels / Official Suppliers



Partenaires Média / Media Partners

Partenaires Techniques / Technical Partners



Partenaires Institutionnels / Institutional Partners





FIS ALPINE WORLD SKI CHAMPIONSHIPS 2009
Val d'Isère (FRA)



LADIES' SUPER-G
DRAW LIST BY POINTS

TUE 3 FEB 2009

Number of Competitors: 56, Number of NSA: 23 Ranked 100 in the FIS List: HOLLASUS C. FIS Pts: 20.76

| No. | FIS Code | Name | Nation | WCSL-SG | WCSL-O | FIS-SG |
|-----|----------|----------------------|--------|---------|----------|---------------|
| 38 | 375018 | COLETTI Alexandra | MON | - | - | > 22.29 (38) |
| 39 | 106849 | YURKIW Larisa | CAN | - | 7 (137) | > 22.87 (39) |
| 40 | 155333 | HRSTKOVA Lucie | CZE | - | - | > 30.77 (40) |
| 41 | 315149 | LOLOVIC Jelena | SRB | - | 8 (135) | > 39.38 (41) |
| 42 | 495615 | MORLANS Leyre | SPA | - | - | > 41.02 (42) |
| 43 | 505679 | HANSDOTTER Frida | SWE | - | 195 (44) | > 44.44 (43) |
| 44 | 25096 | GUTIERREZ Mireia | AND | - | - | > 56.61 (44) |
| 45 | 665009 | SCHKANOVA Marija | BLR | - | - | > 60.01 (45) |
| 46 | 245051 | BERECZ Anna | HUN | - | - | > 62.34 (46) |
| 47 | 695073 | SKRYABINA Anastasiya | UKR | - | - | > 64.14 (47) |
| 48 | 115127 | MARINOVIC Florencia | CHI | - | - | > 64.53 (48) |
| 49 | 95050 | KIRKOVA Maria | BUL | - | - | > 73.47 (49) |
| 50 | 115152 | JOFFROY Stephanie | CHI | - | - | > 82.23 (50) |
| 51 | 665008 | KUZMENKA Lizaveta | BLR | - | - | > 88.04 (51) |
| 52 | 65090 | VAN BUYNDER Isabel | BEL | - | - | > 94.29 (52) |
| 53 | 115115 | BARAHONA Noelle | CHI | - | - | > 94.52 (53) |
| 54 | 695063 | MATSOTSKA Bogdana | UKR | - | - | > 102.50 (54) |
| 55 | 675019 | FEDOTOVA Lyudmila | KAZ | - | - | > 111.95 (55) |
| 56 | 695048 | GISEM Tamara | UKR | - | - | > 113.84 (56) |

LEGEND

+400 More than 400 points on WCSL-O after 15th place or after 30th place
WCSL-SG World Cup Start List points for Super-G
FIS-SG FIS points for Super-G
WCSL-O No. Overall WCSL points Control Number

03-02-2009 / Val d'Isère (FRA) / 5609

Page 2/2

Data Processing by LONGINES

www.fis-ski.com

LONGINES Timing

Generation Date: MON 2 FEB 2009

Time: 18:36

Document: 45A 1.0



Partenaires Nationaux / National Partners

Supporter Officiel / Official Supporter

Fournisseurs Officiels / Official Suppliers



Partenaires Média / Media Partners

Partenaires Techniques / Technical Partners



Partenaires Institutionnels / Institutional Partners





FIS ALPINE WORLD SKI CHAMPIONSHIPS 2009
Val d'Isère (FRA)



LADIES' SUPER-G
START LIST

TUE 3 FEB 2009
Start Time: 13:00

| Jury | | | Technical Data | |
|-------------------|----------------|-----|---------------------|-------------------|
| TD FIS | G. BARRETTE | CAN | Course Name | Piste Rhône-Alpes |
| Referee | A. SKAARDAL | FIS | Start Altitude | 2445 m |
| Assistant Referee | J. TISCHHAUSER | FIS | Finish Altitude | 1845 m |
| Chief of Race | B. MOUSSELARD | FRA | Vertical Drop | 600 m |
| Start Referee | J. FIRSTBROOK | USA | Course Length | 1926 m |
| Finish Referee | L. ROIG | SPA | Homologation Number | 8472/02/07 |

Race Information

| | | | | |
|-----------------|-----------------|-----|----------------------|-----|
| Course Setter | U. EMILSSON | SWE | | |
| Number of Gates | 38 | | | |
| Turning Gates | 31 | | | |
| Start Time | 13:00 | | | |
| Forerunners | A – J. PIOT | FRA | C – C. FRASSE-SOMBET | FRA |
| | B – A. MARCHAND | FRA | D – A. BAUD | FRA |

Number of Competitors: 56, Number of NSA: 23

| Bib | FIS Code | Name | Year of Birth | Nation | Time | Ski |
|-----|----------|-------------------------|---------------|--------|------|-----------|
| 1 | 55947 | FENNINGER Anna | 1989 | AUT | | Head |
| 2 | 196460 | MARCHAND-ARVIER Marie | 1985 | FRA | | Rossignol |
| 3 | 495318 | RUIZ CASTILLO Carolina | 1981 | SPA | | Salomon |
| 4 | 155415 | ZAHROBSKA Sarka | 1985 | CZE | | Head |
| 5 | 565243 | MAZE Tina | 1983 | SLO | | Stoeckli |
| 6 | 206175 | STECHELT Gina | 1987 | GER | | Voelkl |
| 7 | 296008 | MERIGHETTI Daniela | 1981 | ITA | | Salomon |
| 8 | 105997 | BRYDON Emily | 1980 | CAN | | Salomon |
| 9 | 537545 | MANCUSO Julia | 1984 | USA | | Rossignol |
| 10 | 55069 | GOETSCHL Renate | 1975 | AUT | | Atomic |
| 11 | 106022 | JANYK Britt | 1980 | CAN | | Voelkl |
| 12 | 515573 | AUFDENBLATTEN Fraenzi | 1981 | SUI | | Rossignol |
| 13 | 515849 | DETTLING Andrea | 1987 | SUI | | Stoeckli |
| 14 | 55750 | FISCHBACHER Andrea | 1985 | AUT | | Atomic |
| 15 | 516138 | GUT Lara | 1991 | SUI | | Atomic |
| 16 | 206001 | RIESCH Maria | 1984 | GER | | Head |
| 17 | 505632 | LINDELL-VIKARBY Jessica | 1984 | SWE | | Rossignol |
| 18 | 515766 | SUTER Fabienne | 1985 | SUI | | Stoeckli |
| 19 | 505483 | PAERSON Anja | 1981 | SWE | | Head |
| 20 | 55576 | GOERGL Elisabeth | 1981 | AUT | | Head |
| 21 | 537544 | VONN Lindsey | 1984 | USA | | Rossignol |

03-02-2009 / Val d'Isère (FRA) / 5609

Page 1/2

Data Processing by LONGINES

www.fis-ski.com

LONGINES Timing

Generation Date: MON 2 FEB 2009

Time: 18:36

Document: 51A 1.0

Partenaires Nationaux / National Partners:        

Supporter Officiel / Official Supporter: 

Fournisseurs Officiels / Official Suppliers:       

Partenaires Média / Media Partners:           

Partenaires Institutionnels / Institutional Partners:            



FIS ALPINE WORLD SKI CHAMPIONSHIPS 2009
Val d'Isère (FRA)



LADIES' SUPER-G
START LIST

TUE 3 FEB 2009
Start Time: 13:00

Number of Competitors: 56, Number of NSA: 23

| Bib | FIS Code | Name | Year of Birth | Nation | Time | Ski |
|-----|----------|----------------------|---------------|--------|------|-----------|
| 22 | 296729 | FANCHINI Nadia | 1986 | ITA | | Dynastar |
| 23 | 106402 | VANDERBEEK Kelly | 1983 | CAN | | Voelkl |
| 24 | 195671 | JACQUEMOD Ingrid | 1978 | FRA | | Salomon |
| 25 | 195983 | ROLLAND Marion | 1982 | FRA | | Rossignol |
| 26 | 295533 | RECCHIA Lucia | 1980 | ITA | | Voelkl |
| 27 | 205218 | REBENBURG Viktoria | 1989 | GER | | Nordica |
| 28 | 196573 | REVILLET Aurelie | 1986 | FRA | | Salomon |
| 29 | 537582 | COOK Stacey | 1984 | USA | | Rossignol |
| 30 | 296473 | SIORPAES Wendy | 1985 | ITA | | Voelkl |
| 31 | 538038 | MARSHALL Chelsea | 1986 | USA | | Dynastar |
| 32 | 465059 | MIKLOS Edith | 1988 | ROU | | Voelkl |
| 33 | 225206 | ALCOTT Chemmy | 1982 | GBR | | Voelkl |
| 34 | 565320 | FERK Marusa | 1988 | SLO | | Fischer |
| 35 | 155563 | KRIZOVA Klara | 1989 | CZE | | Rossignol |
| 36 | 565333 | BRODNIK Vanja | 1989 | SLO | | Fischer |
| 37 | 565315 | ROBNIK Mateja | 1987 | SLO | | Fischer |
| 38 | 375018 | COLETTI Alexandra | 1983 | MON | | Voelkl |
| 39 | 106849 | YURKIW Larisa | 1988 | CAN | | Rossignol |
| 40 | 155333 | HRSTKOVA Lucie | 1981 | CZE | | Elan |
| 41 | 315149 | LOLOVIC Jelena | 1981 | SRB | | Elan |
| 42 | 495615 | MORLANS Leyre | 1987 | SPA | | Dynastar |
| 43 | 505679 | HANSDOTTER Frida | 1985 | SWE | | Rossignol |
| 44 | 25096 | GUTIERREZ Mireia | 1988 | AND | | |
| 45 | 665009 | SCHKANOVA Marija | 1989 | BLR | | |
| 46 | 245051 | BERECZ Anna | 1988 | HUN | | |
| 47 | 695073 | SKRYABINA Anastasiya | 1985 | UKR | | |
| 48 | 115127 | MARINOVIC Florencia | 1991 | CHI | | |
| 49 | 95050 | KIRKOVA Maria | 1986 | BUL | | Blizzard |
| 50 | 115152 | JOFFROY Stephanie | 1991 | CHI | | |
| 51 | 665008 | KUZMENKA Lizaveta | 1987 | BLR | | |
| 52 | 65090 | VAN BUYNDER Isabel | 1991 | BEL | | |
| 53 | 115115 | BARAHONA Noelle | 1990 | CHI | | |
| 54 | 695063 | MATSOTSKA Bogdana | 1989 | UKR | | |
| 55 | 675019 | FEDOTOVA Lyudmila | 1986 | KAZ | | |
| 56 | 695048 | GISEM Tamara | 1984 | UKR | | |



Partenaires Nationaux / National Partners


Supporter Officiel / Official Supporter

Fournisseurs Officiels / Official Suppliers



Partenaires Média / Media Partners

Partenaires Techniques / Technical Partners



Partenaires Institutionnels / Institutional Partners





FIS ALPINE WORLD SKI CHAMPIONSHIPS 2009
Val d'Isère (FRA)



LADIES' SUPER-G
OFFICIAL RESULTS

TUE 3 FEB 2009
Start Time: 13:00

| Jury | | | Technical Data | |
|-------------------|----------------|-----|---------------------|-------------------|
| TD FIS | G. BARRETTE | CAN | Course Name | Piste Rhône-Alpes |
| Referee | A. SKAARDAL | FIS | Start Altitude | 2445 m |
| Assistant Referee | J. TISCHHAUSER | FIS | Finish Altitude | 1845 m |
| Chief of Race | B. MOUSSELARD | FRA | Vertical Drop | 600 m |
| Start Referee | J. FIRSTBROOK | USA | Course Length | 1926 m |
| Finish Referee | L. ROIG | SPA | Homologation Number | 8472/02/07 |

Race Information

| | | | | |
|-----------------|-----------------|-----|----------------------|-----|
| Course Setter | U. EMILSSON | SWE | | |
| Number of Gates | 38 | | | |
| Turning Gates | 31 | | | |
| Start Time | 13:00 | | | |
| Forerunners | A – J. PIOT | FRA | C – C. FRASSE-SOMBET | FRA |
| | B – A. MARCHAND | FRA | D – A. BAUD | FRA |

Weather: Partly Cloudy Snow: Hard Temperature – Start: -5 °C Finish: 1 °C F-factor: 1060

Number of Competitors: 56, Number of NSA: 23

| Rank | Bib | FIS Code | Name | Year of Birth | Nation | Time | Diff. | Dist. (m) | Race Points | Ski |
|------|-----|----------|-------------------------|---------------|--------|---------|-------|-----------|-------------|-----------|
| 1 | 21 | 537544 | VONN Lindsey | 1984 | USA | 1:20.73 | | | 0.00 | Rossignol |
| 2 | 2 | 196460 | MARCHAND-ARVIER Marie | 1985 | FRA | 1:21.07 | 0.34 | 8.08 | 4.46 | Rossignol |
| 3 | 14 | 55750 | FISCHBACHER Andrea | 1985 | AUT | 1:21.13 | 0.40 | 9.50 | 5.25 | Atomic |
| 4 | 1 | 55947 | FENNINGER Anna | 1989 | AUT | 1:22.01 | 1.28 | 30.06 | 16.81 | Head |
| 5 | 5 | 565243 | MAZE Tina | 1983 | SLO | 1:22.06 | 1.33 | 31.22 | 17.46 | Stoeckli |
| 6 | 20 | 55576 | GOERGL Elisabeth | 1981 | AUT | 1:22.27 | 1.54 | 36.05 | 20.22 | Head |
| 7 | 15 | 516138 | GUT Lara | 1991 | SUI | 1:22.34 | 1.61 | 37.66 | 21.14 | Atomic |
| 8 | 16 | 206001 | RIESCH Maria | 1984 | GER | 1:22.44 | 1.71 | 39.95 | 22.45 | Head |
| 9 | 22 | 296729 | FANCHINI Nadia | 1986 | ITA | 1:22.75 | 2.02 | 47.02 | 26.52 | Dynastar |
| 10 | 27 | 205218 | REBENBURG Viktoria | 1989 | GER | 1:22.80 | 2.07 | 48.15 | 27.18 | Nordica |
| 11 | 18 | 515766 | SUTER Fabienne | 1985 | SUI | 1:22.90 | 2.17 | 50.42 | 28.49 | Stoeckli |
| 12 | 17 | 505632 | LINDELL-VIKARBY Jessica | 1984 | SWE | 1:22.91 | 2.18 | 50.64 | 28.62 | Rossignol |
| 13 | 8 | 105997 | BRYDON Emily | 1980 | CAN | 1:22.95 | 2.22 | 51.55 | 29.15 | Salomon |
| 14 | 3 | 495318 | RUIZ CASTILLO Carolina | 1981 | SPA | 1:23.37 | 2.64 | 60.99 | 34.66 | Salomon |
| 15 | 4 | 155415 | ZAHROBSKA Sarka | 1985 | CZE | 1:23.53 | 2.80 | 64.56 | 36.76 | Head |
| 16 | 25 | 195983 | ROLLAND Marion | 1982 | FRA | 1:23.86 | 3.13 | 71.89 | 41.10 | Rossignol |
| 17 | 11 | 106022 | JANYK Britt | 1980 | CAN | 1:24.58 | 3.85 | 87.67 | 50.55 | Voelkl |

#835 _____

03-02-2009 / Val d'Isère (FRA) / 5609

Page 1/3

Data Processing by LONGINES

www.fis-ski.com

LONGINES Timing

Generation Date: TUE 3 FEB 2009

Time: 15:02

Document: 73A 1.0

Partenaires Internationaux / International Partners



Partenaires Nationaux / National Partners

Supporter Officiel / Official Supporter

Fournisseurs Officiels / Official Suppliers



Partenaires Média / Media Partners

Partenaires Techniques / Technical Partners



Partenaires Institutionnels / Institutional Partners





FIS ALPINE WORLD SKI CHAMPIONSHIPS 2009
Val d'Isère (FRA)



LADIES' SUPER-G
OFFICIAL RESULTS

TUE 3 FEB 2009
Start Time: 13:00

Number of Competitors: 56, Number of NSA: 23

| Rank | Bib | FIS Code | Name | Year of Birth | Nation | Time | Diff. | Dist. (m) | Race Points | Ski |
|------|-----|----------|----------------------|---------------|--------|---------|-------|-----------|-------------|-----------|
| 18 | 32 | 465059 | MIKLOS Edith | 1988 | ROU | 1:24.69 | 3.96 | 90.06 | 52.00 | Voelkl |
| 19 | 24 | 195671 | JACQUEMOD Ingrid | 1978 | FRA | 1:24.70 | 3.97 | 90.27 | 52.13 | Salomon |
| 20 | 33 | 225206 | ALCOTT Chemmy | 1982 | GBR | 1:25.19 | 4.46 | 100.83 | 58.56 | Voelkl |
| 21 | 30 | 296473 | SIORPAES Wendy | 1985 | ITA | 1:25.35 | 4.62 | 104.25 | 60.66 | Voelkl |
| 22 | 29 | 537582 | COOK Stacey | 1984 | USA | 1:25.38 | 4.65 | 104.89 | 61.06 | Rossignol |
| 23 | 23 | 106402 | VANDERBEEK Kelly | 1983 | CAN | 1:25.83 | 5.10 | 114.44 | 66.96 | Voelkl |
| 24 | 28 | 196573 | REVILLET Aurelie | 1986 | FRA | 1:26.28 | 5.55 | 123.89 | 72.87 | Salomon |
| 25 | 35 | 155563 | KRIZOVA Klara | 1989 | CZE | 1:26.48 | 5.75 | 128.06 | 75.50 | Rossignol |
| 26 | 41 | 315149 | LOLOVIC Jelena | 1981 | SRB | 1:27.33 | 6.60 | 145.56 | 86.66 | Elan |
| 27 | 36 | 565333 | BRODNIK Vanja | 1989 | SLO | 1:27.39 | 6.66 | 146.78 | 87.45 | Fischer |
| 28 | 49 | 95050 | KIRKOVA Maria | 1986 | BUL | 1:29.37 | 8.64 | 186.20 | 113.44 | Blizzard |
| 29 | 44 | 25096 | GUTIERREZ Mireia | 1988 | AND | 1:29.70 | 8.97 | 192.60 | 117.78 | |
| 30 | 51 | 665008 | KUZMENKA Lizaveta | 1987 | BLR | 1:29.92 | 9.19 | 196.84 | 120.67 | |
| 31 | 45 | 665009 | SCHKANOVA Marija | 1989 | BLR | 1:32.58 | 11.85 | 246.52 | 155.59 | |
| 32 | 47 | 695073 | SKRYABINA Anastasiya | 1985 | UKR | 1:33.10 | 12.37 | 255.90 | 162.42 | |
| 33 | 54 | 695063 | MATSOTSKA Bogdana | 1989 | UKR | 1:34.15 | 13.42 | 274.53 | 176.21 | |
| 34 | 46 | 245051 | BERECZ Anna | 1988 | HUN | 1:34.58 | 13.85 | 282.04 | 181.85 | |
| 35 | 50 | 115152 | JOFFROY Stephanie | 1991 | CHI | 1:35.20 | 14.47 | 292.74 | 189.99 | |
| 36 | 56 | 695048 | GISEM Tamara | 1984 | UKR | 1:35.31 | 14.58 | 294.63 | 191.44 | |
| 37 | 53 | 115115 | BARAHONA Noelle | 1990 | CHI | 1:36.30 | 15.57 | 311.40 | 204.44 | |
| 38 | 48 | 115127 | MARINOVIC Florencia | 1991 | CHI | 1:36.41 | 15.68 | 313.24 | 205.88 | |

DID NOT START: 1 competitor

| | | | | | |
|----|--------|------------------|------|-----|----------|
| 31 | 538038 | MARSHALL Chelsea | 1986 | USA | Dynastar |
|----|--------|------------------|------|-----|----------|

DID NOT FINISH: 16 competitors

| | | | | | |
|----|--------|-----------------------|------|-----|-----------|
| 6 | 206175 | STECHERT Gina | 1987 | GER | Voelkl |
| 7 | 296008 | MERIGHETTI Daniela | 1981 | ITA | Salomon |
| 9 | 537545 | MANCUSO Julia | 1984 | USA | Rossignol |
| 10 | 55069 | GOETSCHL Renate | 1975 | AUT | Atomic |
| 12 | 515573 | AUFDENBLATTEN Fraenzi | 1981 | SUI | Rossignol |
| 13 | 515849 | DETLING Andrea | 1987 | SUI | Stoekli |
| 19 | 505483 | PAERSON Anja | 1981 | SWE | Head |
| 26 | 295533 | RECCHIA Lucia | 1980 | ITA | Voelkl |
| 34 | 565320 | FERK Marusa | 1988 | SLO | Fischer |
| 37 | 565315 | ROBNIK Mateja | 1987 | SLO | Fischer |
| 38 | 375018 | COLETTI Alexandra | 1983 | MON | Voelkl |

#835 _____

03-02-2009 / Val d'Isère (FRA) / 5609

Page 2/3

Data Processing by LONGINES

www.fis-ski.com

LONGINES Timing

Generation Date: TUE 3 FEB 2009

Time: 15:02

Document: 73A 1.0

Partenaires Internationaux / International Partners



Partenaires Nationaux / National Partners

Supporter Officiel / Official Supporter

Fournisseurs Officiels / Official Suppliers



Partenaires Média / Media Partners

Partenaires Techniques / Technical Partners



Partenaires Institutionnels / Institutional Partners





FIS ALPINE WORLD SKI CHAMPIONSHIPS 2009
Val d'Isère (FRA)



LADIES' SUPER-G
OFFICIAL RESULTS

TUE 3 FEB 2009
Start Time: 13:00

Number of Competitors: 56, Number of NSA: 23

| Rank | Bib | FIS Code | Name | Year of Birth | Nation | Time | Diff. | Dist. (m) | Race Points | Ski |
|------|-----|----------|---------------------------|---------------|--------|------|-------|-----------|-------------|-----------|
| | 39 | 106849 | YURKIW Larisa | 1988 | CAN | | | | | Rossignol |
| | 42 | 495615 | MORLANS Leyre | 1987 | SPA | | | | | Dynastar |
| | 43 | 505679 | HANSDOTTER Frida | 1985 | SWE | | | | | Rossignol |
| | 52 | 65090 | VAN BUYNDER Isabel | 1991 | BEL | | | | | |
| | 55 | 675019 | FEDOTOVA Lyudmila | 1986 | KAZ | | | | | |

DISQUALIFIED: 1 competitor

| | | | | | | | | | | |
|--|----|--------|-----------------------|------|-----|--|--|------------|--|------|
| | 40 | 155333 | HRSTKOVA Lucie | 1981 | CZE | | | Rule 2.1.2 | | Elan |
|--|----|--------|-----------------------|------|-----|--|--|------------|--|------|

Reason for disqualification:

2.1.2 Equipments

Technical Delegate:
G. BARRETTE (CAN) #835

03-02-2009 / Val d'Isère (FRA) / 5609

Page 3/3

Data Processing by LONGINES

www.fis-ski.com

LONGINES Timing

Generation Date: TUE 3 FEB 2009

Time: 15:02

Document: 73A 1.0



Partenaires Nationaux / National Partners

Supporter Officiel / Official Supporter

Fournisseurs Officiels / Official Suppliers



Partenaires Média / Media Partners

Partenaires Techniques / Technical Partners



Partenaires Institutionnels / Institutional Partners





FIS ALPINE WORLD SKI CHAMPIONSHIPS 2009
Val d'Isère (FRA)



LADIES' SUPER-G
PENALTY CALCULATION

TUE 3 FEB 2009

Best 10 at Finish

| Rank | Bib | FIS Code | Name | Nation | FIS Points | Best 5 | Race Points |
|------|-----|----------|-----------------------|--------|------------|--------|-------------|
| 1 | 21 | 537544 | VONN Lindsey | USA | 1.44 | 1.44 | 0.00 |
| 2 | 2 | 196460 | MARCHAND-ARVIER Marie | FRA | 5.29 | | |
| 3 | 14 | 55750 | FISCHBACHER Andrea | AUT | 2.75 | 2.75 | 5.25 |
| 4 | 1 | 55947 | FENNINGER Anna | AUT | 4.93 | | |
| 5 | 5 | 565243 | MAZE Tina | SLO | 4.95 | | |
| 6 | 20 | 55576 | GOERGL Elisabeth | AUT | 2.27 | 2.27 | 20.22 |
| 7 | 15 | 516138 | GUT Lara | SUI | 3.90 | | |
| 8 | 16 | 206001 | RIESCH Maria | GER | 2.45 | 2.45 | 22.45 |
| 9 | 22 | 296729 | FANCHINI Nadia | ITA | 1.99 | 1.99 | 26.52 |
| 10 | 27 | 205218 | REBENSBURG Viktoria | GER | 6.03 | | |

Best 5 FIS Points at Start

| Rank | Bib | FIS Code | Name | Nation | FIS Points |
|------|-----|----------|-------------------------|--------|------------|
| 11 | 18 | 515766 | SUTER Fabienne | SUI | 0.00 |
| DNF | 19 | 505483 | PAERSON Anja | SWE | 1.23 |
| 12 | 17 | 505632 | LINDELL-VIKARBY Jessica | SWE | 1.31 |
| 1 | 21 | 537544 | VONN Lindsey | USA | 1.44 |
| 9 | 22 | 296729 | FANCHINI Nadia | ITA | 1.99 |

| | | |
|--|---------------|--------------|
| TOTALS: | | |
| FIS Points of Best 5 at Start (B) | 5.97 | |
| FIS Points of Best at Finish in Top 10 (A) | | 10.90 |
| Race Points of Corresponding Competitors (C) | | 74.44 |
| Calculated Penalty (A+B-C) : 10 => | -5.757 | |
| Rounded | -5.76 | |
| Category Adder | 0.00 | |
| Correction Value (Z) | -4.71 | |
| Calculated Penalty | -1.05 | |
| Penalty Applied | 0.00 | |

Technical Delegate:
G. BARRETTE (CAN) #835



Partenaires Nationaux / National Partners

Supporter Officiel / Official Supporter

Fournisseurs Officiels / Official Suppliers



Partenaires Média / Media Partners

Partenaires Techniques / Technical Partners



Partenaires Institutionnels / Institutional Partners





FIS ALPINE WORLD SKI CHAMPIONSHIPS 2009
Val d'Isère (FRA)



LADIES' SUPER-G
PERFORMANCE ANALYSIS 1

TUE 3 FEB 2009

Number of Competitors: 38

| Rank | Bib | Name | Nation | Positions | | | Partials | | | Difference | | | Speed | | | | |
|------|-----|-----------------------|--------|------------------|------------------|--------------------|-------------------|-------------------|-------------------|--------------------|---------|------|-------|------|----------------|-----------------|-------------|
| | | | | Pos. | Time | Rank | Pos. | Time | Rank | Time | Dist(m) | Pos. | km/h | Rank | | | |
| 1 | 21 | VONN Lindsey | USA | Int1: 33.07 (2) | Int2: 54.08 (3) | Int3: 1:10.87 (1) | Fin: 1:20.73 (1) | I1-I2: 21.01 (5) | I2-I3: 16.79 (1) | I3-Fin: 9.86 (2) | 0.09 | 0.36 | 0.00 | 0.00 | Sp1: 93.50 (6) | Avg.: 85.89 | |
| 2 | 2 | MARCHAND-ARVIER Marie | FRA | Int1: 33.18 (3) | Int2: 53.72 (1) | Int3: 1:11.24 (3) | Fin: 1:21.07 (2) | I1-I2: 20.54 (1) | I2-I3: 17.52 (12) | I3-Fin: 9.83 (1) | 0.20 | 0.00 | 0.37 | 0.34 | 8.08 | Sp1: 94.70 (2) | Avg.: 85.53 |
| 3 | 14 | FISCHBACHER Andrea | AUT | Int1: 32.98 (1) | Int2: 53.95 (2) | Int3: 1:11.11 (2) | Fin: 1:21.13 (3) | I1-I2: 20.97 (3) | I2-I3: 17.16 (4) | I3-Fin: 10.02 (8) | 0.00 | 0.23 | 0.24 | 0.40 | 9.50 | Sp1: 91.10 (14) | Avg.: 85.46 |
| 4 | 1 | FENNINGER Anna | AUT | Int1: 33.94 (12) | Int2: 55.10 (9) | Int3: 1:12.05 (5) | Fin: 1:22.01 (4) | I1-I2: 21.16 (7) | I2-I3: 16.95 (2) | I3-Fin: 9.96 (5) | 0.96 | 1.38 | 1.18 | 1.28 | 30.06 | Sp1: 92.50 (7) | Avg.: 84.55 |
| 5 | 5 | MAZE Tina | SLO | Int1: 33.43 (5) | Int2: 54.43 (4) | Int3: 1:11.99 (4) | Fin: 1:22.06 (5) | I1-I2: 21.00 (4) | I2-I3: 17.56 (13) | I3-Fin: 10.07 (12) | 0.45 | 0.71 | 1.12 | 1.33 | 31.22 | Sp1: 94.50 (3) | Avg.: 84.49 |
| 6 | 20 | GOERGL Elisabeth | AUT | Int1: 33.50 (6) | Int2: 54.80 (6) | Int3: 1:12.26 (8) | Fin: 1:22.27 (6) | I1-I2: 21.30 (9) | I2-I3: 17.46 (10) | I3-Fin: 10.01 (7) | 0.52 | 1.08 | 1.39 | 1.54 | 36.05 | Sp1: 93.80 (5) | Avg.: 84.28 |
| 7 | 15 | GUT Lara | SUI | Int1: 34.21 (15) | Int2: 55.16 (11) | Int3: 1:12.25 (6) | Fin: 1:22.34 (7) | I1-I2: 20.95 (2) | I2-I3: 17.09 (3) | I3-Fin: 10.09 (13) | 1.23 | 1.44 | 1.38 | 1.61 | 37.66 | Sp1: 90.90 (15) | Avg.: 84.21 |
| 8 | 16 | RIESCH Maria | GER | Int1: 33.71 (9) | Int2: 54.92 (8) | Int3: 1:12.25 (6) | Fin: 1:22.44 (8) | I1-I2: 21.21 (8) | I2-I3: 17.33 (8) | I3-Fin: 10.19 (20) | 0.73 | 1.20 | 1.38 | 1.71 | 39.95 | Sp1: 90.50 (17) | Avg.: 84.10 |
| 9 | 22 | FANCHINI Nadia | ITA | Int1: 33.88 (11) | Int2: 55.49 (12) | Int3: 1:12.70 (10) | Fin: 1:22.75 (9) | I1-I2: 21.61 (13) | I2-I3: 17.21 (5) | I3-Fin: 10.05 (11) | 0.90 | 1.77 | 1.83 | 2.02 | 47.02 | Sp1: 88.30 (22) | Avg.: 83.79 |
| 10 | 27 | REBENBURG Viktoria | GER | Int1: 33.85 (10) | Int2: 54.91 (7) | Int3: 1:12.65 (9) | Fin: 1:22.80 (10) | I1-I2: 21.06 (6) | I2-I3: 17.74 (16) | I3-Fin: 10.15 (17) | 0.87 | 1.19 | 1.78 | 2.07 | 48.15 | Sp1: 92.00 (9) | Avg.: 83.74 |

03-02-2009 / Val d'Isère (FRA) / 5609

Page 1/4

Data Processing by LONGINES

www.fis-ski.com

LONGINES Timing

Generation Date: TUE 3 FEB 2009

Time: 15:00

Document: 77A 1.0

Partenaires Internationaux / International Partners



Partenaires Nationaux / National Partners

Supporter Officiel / Official Supporter

Fournisseurs Officiels / Official Suppliers



Partenaires Média / Media Partners

Partenaires Techniques / Technical Partners



Partenaires Institutionnels / Institutional Partners





FIS ALPINE WORLD SKI CHAMPIONSHIPS 2009
Val d'Isère (FRA)



LADIES' SUPER-G
PERFORMANCE ANALYSIS 1

TUE 3 FEB 2009

Number of Competitors: 38

| Rank | Bib | Name | Nation | Positions | | | Partials | | | Difference | | | Speed | |
|------|-----|-------------------------|--------|---|--|------------------------------|----------|--------------------------------|------|------------|---------|------|-------|------|
| | | | | Pos. | Time | Rank | Pos. | Time | Rank | Time | Dist(m) | Pos. | km/h | Rank |
| 11 | 18 | SUTER Fabienne | SUI | Int1: 33.25 (4) Int2: 54.73 (5) Int3: 1:12.99 (12) Fin: 1:22.90 (11) | I1-I2: 21.48 (11) I2-I3: 18.26 (26) I3-Fin: 9.91 (3) | 0.27 1.01 2.12 2.17 | 50.42 | Sp1: 95.20 (1) Avg.: 83.64 | | | | | | |
| 12 | 17 | LINDELL-VIKARBY Jessica | SWE | Int1: 33.57 (7) Int2: 55.15 (10) Int3: 1:12.75 (11) Fin: 1:22.91 (12) | I1-I2: 21.58 (12) I2-I3: 17.60 (15) I3-Fin: 10.16 (18) | 0.59 1.43 1.88 2.18 | 50.64 | Sp1: 92.20 (8) Avg.: 83.63 | | | | | | |
| 13 | 8 | BRYDON Emily | CAN | Int1: 33.64 (8) Int2: 55.81 (13) Int3: 1:13.02 (13) Fin: 1:22.95 (13) | I1-I2: 22.17 (18) I2-I3: 17.21 (5) I3-Fin: 9.93 (4) | 0.66 2.09 2.15 2.22 | 51.55 | Sp1: 87.60 (24) Avg.: 83.59 | | | | | | |
| 14 | 3 | RUIZ CASTILLO Carolina | SPA | Int1: 34.42 (19) Int2: 55.82 (14) Int3: 1:13.33 (14) Fin: 1:23.37 (14) | I1-I2: 21.40 (10) I2-I3: 17.51 (11) I3-Fin: 10.04 (10) | 1.44 2.10 2.46 2.64 | 60.99 | Sp1: 94.10 (4) Avg.: 83.17 | | | | | | |
| 15 | 4 | ZAHROBSKA Sarka | CZE | Int1: 34.16 (13) Int2: 55.82 (14) Int3: 1:13.39 (15) Fin: 1:23.53 (15) | I1-I2: 21.66 (15) I2-I3: 17.57 (14) I3-Fin: 10.14 (14) | 1.18 2.10 2.52 2.80 | 64.56 | Sp1: 91.40 (11) Avg.: 83.01 | | | | | | |
| 16 | 25 | ROLLAND Marion | FRA | Int1: 34.33 (17) Int2: 56.55 (18) Int3: 1:13.86 (16) Fin: 1:23.86 (16) | I1-I2: 22.22 (19) I2-I3: 17.31 (7) I3-Fin: 10.00 (6) | 1.35 2.83 2.99 3.13 | 71.89 | Sp1: 91.80 (10) Avg.: 82.68 | | | | | | |
| 17 | 11 | JANYK Britt | CAN | Int1: 34.39 (18) Int2: 56.03 (16) Int3: 1:14.20 (17) Fin: 1:24.58 (17) | I1-I2: 21.64 (14) I2-I3: 18.17 (24) I3-Fin: 10.38 (25) | 1.41 2.31 3.33 3.85 | 87.67 | Sp1: 90.10 (18) Avg.: 81.98 | | | | | | |
| 18 | 32 | MIKLOS Edith | ROU | Int1: 34.57 (22) Int2: 56.26 (17) Int3: 1:14.55 (19) Fin: 1:24.69 (18) | I1-I2: 21.69 (16) I2-I3: 18.29 (27) I3-Fin: 10.14 (14) | 1.59 2.54 3.68 3.96 | 90.06 | Sp1: 91.30 (12) Avg.: 81.87 | | | | | | |
| 19 | 24 | JACQUEMOD Ingrid | FRA | Int1: 34.46 (21) Int2: 56.56 (19) Int3: 1:14.35 (18) Fin: 1:24.70 (19) | I1-I2: 22.10 (17) I2-I3: 17.79 (17) I3-Fin: 10.35 (24) | 1.48 2.84 3.48 3.97 | 90.27 | Sp1: 91.20 (13) Avg.: 81.86 | | | | | | |
| 20 | 33 | ALCOTT Chemmy | GBR | Int1: 34.20 (14) Int2: 56.82 (20) Int3: 1:14.95 (20) Fin: 1:25.19 (20) | I1-I2: 22.62 (24) I2-I3: 18.13 (23) I3-Fin: 10.24 (23) | 1.22 3.10 4.08 4.46 | 100.83 | Sp1: 88.10 (23) Avg.: 81.39 | | | | | | |

03-02-2009 / Val d'Isère (FRA) / 5609

Page 2/4

Data Processing by LONGINES

www.fis-ski.com

LONGINES Timing

Generation Date: TUE 3 FEB 2009

Time: 15:00

Document: 77A 1.0

Partenaires Internationaux / International Partners



Partenaires Nationaux / National Partners

Supporter Officiel / Official Supporter

Fournisseurs Officiels / Official Suppliers



Partenaires Média / Media Partners

Partenaires Techniques / Technical Partners



Partenaires Institutionnels / Institutional Partners





FIS ALPINE WORLD SKI CHAMPIONSHIPS 2009
Val d'Isère (FRA)



LADIES' SUPER-G
PERFORMANCE ANALYSIS 1

TUE 3 FEB 2009

Number of Competitors: 38

| Rank | Bib | Name | Nation | Positions | | | Partials | | | Difference | | | Speed | |
|------|-----|-------------------|--------|--------------------|------|------|--------------------|------|------|------------|---------|------|-----------------|------|
| | | | | Pos. | Time | Rank | Pos. | Time | Rank | Time | Dist(m) | Pos. | km/h | Rank |
| 21 | 30 | SIORPAES Wendy | ITA | Int1: 34.24 (16) | | | I1-I2: 22.84 (26) | | | 1.26 | | | Sp1: 84.20 (27) | |
| | | | | Int2: 57.08 (21) | | | I2-I3: 18.08 (20) | | | 3.36 | | | | |
| | | | | Int3: 1:15.16 (21) | | | I3-Fin: 10.19 (20) | | | 4.29 | | | | |
| | | | | Fin: 1:25.35 (21) | | | | | | 4.62 | 104.25 | | Avg.: 81.24 | |
| 22 | 29 | COOK Stacey | USA | Int1: 34.97 (23) | | | I1-I2: 22.83 (25) | | | 1.99 | | | Sp1: 89.00 (21) | |
| | | | | Int2: 57.80 (24) | | | I2-I3: 17.44 (9) | | | 4.08 | | | | |
| | | | | Int3: 1:15.24 (22) | | | I3-Fin: 10.14 (14) | | | 4.37 | | | | |
| | | | | Fin: 1:25.38 (22) | | | | | | 4.65 | 104.89 | | Avg.: 81.21 | |
| 23 | 23 | VANDERBEEK Kelly | CAN | Int1: 35.30 (25) | | | I1-I2: 22.41 (20) | | | 2.32 | | | Sp1: 90.00 (19) | |
| | | | | Int2: 57.71 (23) | | | I2-I3: 18.09 (21) | | | 3.99 | | | | |
| | | | | Int3: 1:15.80 (23) | | | I3-Fin: 10.03 (9) | | | 4.93 | | | | |
| | | | | Fin: 1:25.83 (23) | | | | | | 5.10 | 114.44 | | Avg.: 80.78 | |
| 24 | 28 | REVILLET Aurelie | FRA | Int1: 34.42 (19) | | | I1-I2: 23.68 (29) | | | 1.44 | | | Sp1: 83.10 (30) | |
| | | | | Int2: 58.10 (25) | | | I2-I3: 18.01 (19) | | | 4.38 | | | | |
| | | | | Int3: 1:16.11 (24) | | | I3-Fin: 10.17 (19) | | | 5.24 | | | | |
| | | | | Fin: 1:26.28 (24) | | | | | | 5.55 | 123.89 | | Avg.: 80.36 | |
| 25 | 35 | KRIZOVA Klara | CZE | Int1: 35.77 (26) | | | I1-I2: 22.54 (23) | | | 2.79 | | | Sp1: 90.80 (16) | |
| | | | | Int2: 58.31 (26) | | | I2-I3: 17.96 (18) | | | 4.59 | | | | |
| | | | | Int3: 1:16.27 (25) | | | I3-Fin: 10.21 (22) | | | 5.40 | | | | |
| | | | | Fin: 1:26.48 (25) | | | | | | 5.75 | 128.06 | | Avg.: 80.18 | |
| 26 | 41 | LOLOVIC Jelena | SRB | Int1: 36.09 (27) | | | I1-I2: 22.50 (21) | | | 3.11 | | | Sp1: 87.30 (25) | |
| | | | | Int2: 58.59 (27) | | | I2-I3: 18.10 (22) | | | 4.87 | | | | |
| | | | | Int3: 1:16.69 (27) | | | I3-Fin: 10.64 (27) | | | 5.82 | | | | |
| | | | | Fin: 1:27.33 (26) | | | | | | 6.60 | 145.56 | | Avg.: 79.40 | |
| 27 | 36 | BRODNIK Vanja | SLO | Int1: 35.09 (24) | | | I1-I2: 22.50 (21) | | | 2.11 | | | Sp1: 89.30 (20) | |
| | | | | Int2: 57.59 (22) | | | I2-I3: 18.99 (29) | | | 3.87 | | | | |
| | | | | Int3: 1:16.58 (26) | | | I3-Fin: 10.81 (30) | | | 5.71 | | | | |
| | | | | Fin: 1:27.39 (27) | | | | | | 6.66 | 146.78 | | Avg.: 79.34 | |
| 28 | 49 | KIRKOVA Maria | BUL | Int1: 36.28 (28) | | | I1-I2: 23.64 (28) | | | 3.30 | | | Sp1: 81.50 (35) | |
| | | | | Int2: 59.92 (28) | | | I2-I3: 18.18 (25) | | | 6.20 | | | | |
| | | | | Int3: 1:18.10 (28) | | | I3-Fin: 11.27 (36) | | | 7.23 | | | | |
| | | | | Fin: 1:29.37 (28) | | | | | | 8.64 | 186.20 | | Avg.: 77.58 | |
| 29 | 44 | GUTIERREZ Mireia | AND | Int1: 36.56 (30) | | | I1-I2: 24.08 (30) | | | 3.58 | | | Sp1: 83.20 (29) | |
| | | | | Int2: 1:00.64 (30) | | | I2-I3: 18.42 (28) | | | 6.92 | | | | |
| | | | | Int3: 1:19.06 (29) | | | I3-Fin: 10.64 (27) | | | 8.19 | | | | |
| | | | | Fin: 1:29.70 (29) | | | | | | 8.97 | 192.60 | | Avg.: 77.30 | |
| 30 | 51 | KUZMENKA Lizaveta | BLR | Int1: 36.52 (29) | | | I1-I2: 23.47 (27) | | | 3.54 | | | Sp1: 83.50 (28) | |
| | | | | Int2: 59.99 (29) | | | I2-I3: 19.17 (30) | | | 6.27 | | | | |
| | | | | Int3: 1:19.16 (30) | | | I3-Fin: 10.76 (29) | | | 8.29 | | | | |
| | | | | Fin: 1:29.92 (30) | | | | | | 9.19 | 196.84 | | Avg.: 77.11 | |

03-02-2009 / Val d'Isère (FRA) / 5609

Page 3/4

Data Processing by LONGINES

www.fis-ski.com

LONGINES Timing

Generation Date: TUE 3 FEB 2009

Time: 15:00

Document: 77A 1.0

Partenaires Internationaux / International Partners



Partenaires Nationaux / National Partners

Supporter Officiel / Official Supporter

Fournisseurs Officiels / Official Suppliers



Partenaires Média / Media Partners

Partenaires Techniques / Technical Partners



Partenaires Institutionnels / Institutional Partners





FIS ALPINE WORLD SKI CHAMPIONSHIPS 2009
Val d'Isère (FRA)



LADIES' SUPER-G
PERFORMANCE ANALYSIS 1

TUE 3 FEB 2009

Number of Competitors: 38

| Rank | Bib | Name | Nation | Positions | | | Partials | | | Difference | | Speed | | |
|------|-----|----------------------|--------|-----------|---------|------|----------|-------|------|------------|---------|-------|-------|------|
| | | | | Pos. | Time | Rank | Pos. | Time | Rank | Time | Dist(m) | Pos. | km/h | Rank |
| 31 | 45 | SCHKANOVA Marija | BLR | Int1: | 38.42 | (34) | I1-I2: | 24.47 | (31) | 5.44 | | Sp1: | 85.50 | (26) |
| | | | | Int2: | 1:02.89 | (32) | I2-I3: | 19.20 | (31) | 9.17 | | | | |
| | | | | Int3: | 1:22.09 | (32) | I3-Fin: | 10.49 | (26) | 11.22 | | | | |
| | | | | Fin: | 1:32.58 | (31) | | | | 11.85 | 246.52 | Avg.: | 74.89 | |
| 32 | 47 | SKRYABINA Anastasiya | UKR | Int1: | 37.99 | (32) | I1-I2: | 24.48 | (32) | 5.01 | | Sp1: | 80.80 | (36) |
| | | | | Int2: | 1:02.47 | (31) | I2-I3: | 19.59 | (32) | 8.75 | | | | |
| | | | | Int3: | 1:22.06 | (31) | I3-Fin: | 11.04 | (33) | 11.19 | | | | |
| | | | | Fin: | 1:33.10 | (32) | | | | 12.37 | 255.90 | Avg.: | 74.47 | |
| 33 | 54 | MATSOTSKA Bogdana | UKR | Int1: | 38.60 | (35) | I1-I2: | 25.04 | (33) | 5.62 | | Sp1: | 82.80 | (31) |
| | | | | Int2: | 1:03.64 | (35) | I2-I3: | 19.70 | (34) | 9.92 | | | | |
| | | | | Int3: | 1:23.34 | (34) | I3-Fin: | 10.81 | (30) | 12.47 | | | | |
| | | | | Fin: | 1:34.15 | (33) | | | | 13.42 | 274.53 | Avg.: | 73.64 | |
| 34 | 46 | BERECZ Anna | HUN | Int1: | 38.06 | (33) | I1-I2: | 25.14 | (34) | 5.08 | | Sp1: | 82.70 | (33) |
| | | | | Int2: | 1:03.20 | (33) | I2-I3: | 19.69 | (33) | 9.48 | | | | |
| | | | | Int3: | 1:22.89 | (33) | I3-Fin: | 11.69 | (38) | 12.02 | | | | |
| | | | | Fin: | 1:34.58 | (34) | | | | 13.85 | 282.04 | Avg.: | 73.31 | |
| 35 | 50 | JOFFROY Stephanie | CHI | Int1: | 38.86 | (36) | I1-I2: | 25.46 | (37) | 5.88 | | Sp1: | 82.20 | (34) |
| | | | | Int2: | 1:04.32 | (36) | I2-I3: | 20.04 | (35) | 10.60 | | | | |
| | | | | Int3: | 1:24.36 | (36) | I3-Fin: | 10.84 | (32) | 13.49 | | | | |
| | | | | Fin: | 1:35.20 | (35) | | | | 14.47 | 292.74 | Avg.: | 72.83 | |
| 36 | 56 | GISEM Tamara | UKR | Int1: | 37.89 | (31) | I1-I2: | 25.31 | (36) | 4.91 | | Sp1: | 77.40 | (38) |
| | | | | Int2: | 1:03.20 | (33) | I2-I3: | 20.82 | (38) | 9.48 | | | | |
| | | | | Int3: | 1:24.02 | (35) | I3-Fin: | 11.29 | (37) | 13.15 | | | | |
| | | | | Fin: | 1:35.31 | (36) | | | | 14.58 | 294.63 | Avg.: | 72.75 | |
| 37 | 53 | BARAHONA Noelle | CHI | Int1: | 39.31 | (37) | I1-I2: | 25.74 | (38) | 6.33 | | Sp1: | 79.50 | (37) |
| | | | | Int2: | 1:05.05 | (37) | I2-I3: | 20.21 | (36) | 11.33 | | | | |
| | | | | Int3: | 1:25.26 | (37) | I3-Fin: | 11.04 | (33) | 14.39 | | | | |
| | | | | Fin: | 1:36.30 | (37) | | | | 15.57 | 311.40 | Avg.: | 72.00 | |
| 38 | 48 | MARINOVIC Florencia | CHI | Int1: | 39.77 | (38) | I1-I2: | 25.30 | (35) | 6.79 | | Sp1: | 82.80 | (31) |
| | | | | Int2: | 1:05.07 | (38) | I2-I3: | 20.24 | (37) | 11.35 | | | | |
| | | | | Int3: | 1:25.31 | (38) | I3-Fin: | 11.10 | (35) | 14.44 | | | | |
| | | | | Fin: | 1:36.41 | (38) | | | | 15.68 | 313.24 | Avg.: | 71.92 | |

LEGEND

Pos Intermediate or Speed Position **Dist(m)** Distance behind the first **Int2:** Intermediate 2 **Sp1:** Speed Trap 1
Avg. Average Speed for the race **Int1:** Intermediate 1 **Int3:** Intermediate 3 **Fin:** Finish

03-02-2009 / Val d'Isère (FRA) / 5609

Page 4/4

Data Processing by LONGINES

www.fis-ski.com

LONGINES Timing

Generation Date: TUE 3 FEB 2009

Time: 15:00

Document: 77A 1.0

Partenaires Internationaux / International Partners



Partenaires Nationaux / National Partners

Supporter Officiel / Official Supporter

Fournisseurs Officiels / Official Suppliers



Partenaires Média / Media Partners

Partenaires Techniques / Technical Partners



Partenaires Institutionnels / Institutional Partners





FIS ALPINE WORLD SKI CHAMPIONSHIPS 2009
Val d'Isère (FRA)



LADIES' SUPER-G
PERFORMANCE ANALYSIS 2

TUE 3 FEB 2009

Number of Competitors: 56

| Bib | Name | Nation | Positions | | | Partials | | | Difference | | Speed | |
|-----|------------------------|--------|---|--|------------------------------|----------|--------------------------------|------|------------|---------|-------|------|
| | | | Pos. | Time | Rank | Pos. | Time | Rank | Time | Dist(m) | Pos. | km/h |
| 1 | FENNINGER Anna | AUT | Int1: 33.94 (15) Int2: 55.10 (9) Int3: 1:12.05 (5) Fin: 1:22.01 (4) | I1-I2: 21.16 (7) I2-I3: 16.95 (2) I3-Fin: 9.96 (5) | 0.96 1.38 1.18 1.28 | 30.06 | Sp1: 92.50 (8) Avg.: 84.55 | | | | | |
| 2 | MARCHAND-ARVIER Marie | FRA | Int1: 33.18 (3) Int2: 53.72 (1) Int3: 1:11.24 (3) Fin: 1:21.07 (2) | I1-I2: 20.54 (1) I2-I3: 17.52 (13) I3-Fin: 9.83 (1) | 0.20 0.00 0.37 0.34 | 8.08 | Sp1: 94.70 (2) Avg.: 85.53 | | | | | |
| 3 | RUIZ CASTILLO Carolina | SPA | Int1: 34.42 (25) Int2: 55.82 (17) Int3: 1:13.33 (16) Fin: 1:23.37 (14) | I1-I2: 21.40 (10) I2-I3: 17.51 (12) I3-Fin: 10.04 (10) | 1.44 2.10 2.46 2.64 | 60.99 | Sp1: 94.10 (4) Avg.: 83.17 | | | | | |
| 4 | ZAHROBSKA Sarka | CZE | Int1: 34.16 (17) Int2: 55.82 (17) Int3: 1:13.39 (17) Fin: 1:23.53 (15) | I1-I2: 21.66 (18) I2-I3: 17.57 (15) I3-Fin: 10.14 (14) | 1.18 2.10 2.52 2.80 | 64.56 | Sp1: 91.40 (13) Avg.: 83.01 | | | | | |
| 5 | MAZE Tina | SLO | Int1: 33.43 (5) Int2: 54.43 (4) Int3: 1:11.99 (4) Fin: 1:22.06 (5) | I1-I2: 21.00 (4) I2-I3: 17.56 (14) I3-Fin: 10.07 (12) | 0.45 0.71 1.12 1.33 | 31.22 | Sp1: 94.50 (3) Avg.: 84.49 | | | | | |
| 6 | STECHERT Gina | GER | Int1: 34.37 (23) Int2: 56.00 (19) Int3: 1:13.12 (15) Fin: DNF | I1-I2: 21.63 (16) I2-I3: 17.12 (4) I3-Fin: | 1.39 2.28 2.25 | | Sp1: 91.30 (14) Avg.: | | | | | |
| 7 | MERIGHETTI Daniela | ITA | Int1: Int2: Int3: Fin: DNF | I1-I2: I2-I3: I3-Fin: | | | Sp1: Avg.: | | | | | |
| 8 | BRYDON Emily | CAN | Int1: 33.64 (8) Int2: 55.81 (16) Int3: 1:13.02 (14) Fin: 1:22.95 (13) | I1-I2: 22.17 (22) I2-I3: 17.21 (6) I3-Fin: 9.93 (4) | 0.66 2.09 2.15 2.22 | 51.55 | Sp1: 87.60 (28) Avg.: 83.59 | | | | | |
| 9 | MANCUSO Julia | USA | Int1: Int2: Int3: Fin: DNF | I1-I2: I2-I3: I3-Fin: | | | Sp1: Avg.: | | | | | |
| 10 | GOETSCHL Renate | AUT | Int1: Int2: Int3: Fin: DNF | I1-I2: I2-I3: I3-Fin: | | | Sp1: Avg.: | | | | | |

03-02-2009 / Val d'Isère (FRA) / 5609

Page 1/6

Data Processing by LONGINES

www.fis-ski.com

LONGINES Timing

Generation Date: TUE 3 FEB 2009

Time: 15:00

Document: 77B 1.0

Partenaires Internationaux / International Partners



Partenaires Nationaux / National Partners



Supporter Officiel / Official Supporter



Fournisseurs Officiels / Official Suppliers



Partenaires Média / Media Partners



Partenaires Techniques / Technical Partners



Partenaires Institutionnels / Institutional Partners





FIS ALPINE WORLD SKI CHAMPIONSHIPS 2009
Val d'Isère (FRA)



LADIES' SUPER-G
PERFORMANCE ANALYSIS 2

TUE 3 FEB 2009

Number of Competitors: 56

| Bib | Name | Nation | Positions | | | Partials | | | Difference | | Speed | |
|-----|-------------------------|--------|--------------------|------|------|--------------------|------|------|------------|---------|-----------------|------|
| | | | Pos. | Time | Rank | Pos. | Time | Rank | Time | Dist(m) | Pos. | km/h |
| 11 | JANYK Britt | CAN | Int1: 34.39 (24) | | | I1-I2: 21.64 (17) | | | 1.41 | | Sp1: 90.10 (22) | |
| | | | Int2: 56.03 (20) | | | I2-I3: 18.17 (26) | | | 2.31 | | | |
| | | | Int3: 1:14.20 (19) | | | I3-Fin: 10.38 (25) | | | 3.33 | | | |
| | | | Fin: 1:24.58 (17) | | | | | | 3.85 | 87.67 | Avg.: 81.98 | |
| 12 | AUFDENBLATTEN Fraenzi | SUI | Int1: 33.84 (11) | | | I1-I2: 21.47 (11) | | | 0.86 | | Sp1: 90.80 (19) | |
| | | | Int2: 55.31 (12) | | | I2-I3: 17.57 (15) | | | 1.59 | | | |
| | | | Int3: 1:12.88 (12) | | | I3-Fin: DNF | | | 2.01 | | Avg.: | |
| | | | Fin: DNF | | | | | | | | | |
| 13 | DETLING Andrea | SUI | Int1: 33.75 (10) | | | I1-I2: | | | 0.77 | | Sp1: | |
| | | | Int2: | | | I2-I3: | | | | | | |
| | | | Int3: | | | I3-Fin: | | | | | Avg.: | |
| | | | Fin: DNF | | | | | | | | | |
| 14 | FISCHBACHER Andrea | AUT | Int1: 32.98 (1) | | | I1-I2: 20.97 (3) | | | 0.00 | | Sp1: 91.10 (17) | |
| | | | Int2: 53.95 (2) | | | I2-I3: 17.16 (5) | | | 0.23 | | | |
| | | | Int3: 1:11.11 (2) | | | I3-Fin: 10.02 (8) | | | 0.24 | | | |
| | | | Fin: 1:21.13 (3) | | | | | | 0.40 | 9.50 | Avg.: 85.46 | |
| 15 | GUT Lara | SUI | Int1: 34.21 (20) | | | I1-I2: 20.95 (2) | | | 1.23 | | Sp1: 90.90 (18) | |
| | | | Int2: 55.16 (11) | | | I2-I3: 17.09 (3) | | | 1.44 | | | |
| | | | Int3: 1:12.25 (6) | | | I3-Fin: 10.09 (13) | | | 1.38 | | | |
| | | | Fin: 1:22.34 (7) | | | | | | 1.61 | 37.66 | Avg.: 84.21 | |
| 16 | RIESCH Maria | GER | Int1: 33.71 (9) | | | I1-I2: 21.21 (8) | | | 0.73 | | Sp1: 90.50 (21) | |
| | | | Int2: 54.92 (8) | | | I2-I3: 17.33 (9) | | | 1.20 | | | |
| | | | Int3: 1:12.25 (6) | | | I3-Fin: 10.19 (20) | | | 1.38 | | | |
| | | | Fin: 1:22.44 (8) | | | | | | 1.71 | 39.95 | Avg.: 84.10 | |
| 17 | LINDELL-VIKARBY Jessica | SWE | Int1: 33.57 (7) | | | I1-I2: 21.58 (14) | | | 0.59 | | Sp1: 92.20 (9) | |
| | | | Int2: 55.15 (10) | | | I2-I3: 17.60 (17) | | | 1.43 | | | |
| | | | Int3: 1:12.75 (11) | | | I3-Fin: 10.16 (18) | | | 1.88 | | | |
| | | | Fin: 1:22.91 (12) | | | | | | 2.18 | 50.64 | Avg.: 83.63 | |
| 18 | SUTER Fabienne | SUI | Int1: 33.25 (4) | | | I1-I2: 21.48 (12) | | | 0.27 | | Sp1: 95.20 (1) | |
| | | | Int2: 54.73 (5) | | | I2-I3: 18.26 (28) | | | 1.01 | | | |
| | | | Int3: 1:12.99 (13) | | | I3-Fin: 9.91 (3) | | | 2.12 | | | |
| | | | Fin: 1:22.90 (11) | | | | | | 2.17 | 50.42 | Avg.: 83.64 | |
| 19 | PAERSON Anja | SWE | Int1: 34.17 (18) | | | I1-I2: 21.50 (13) | | | 1.19 | | Sp1: 92.10 (10) | |
| | | | Int2: 55.67 (14) | | | I2-I3: 18.58 (31) | | | 1.95 | | | |
| | | | Int3: 1:14.25 (20) | | | I3-Fin: | | | 3.38 | | | |
| | | | Fin: DNF | | | | | | | | Avg.: | |
| 20 | GOERGL Elisabeth | AUT | Int1: 33.50 (6) | | | I1-I2: 21.30 (9) | | | 0.52 | | Sp1: 93.80 (5) | |
| | | | Int2: 54.80 (6) | | | I2-I3: 17.46 (11) | | | 1.08 | | | |
| | | | Int3: 1:12.26 (8) | | | I3-Fin: 10.01 (7) | | | 1.39 | | | |
| | | | Fin: 1:22.27 (6) | | | | | | 1.54 | 36.05 | Avg.: 84.28 | |

03-02-2009 / Val d'Isère (FRA) / 5609

Page 2/6

Data Processing by LONGINES

www.fis-ski.com

LONGINES Timing

Generation Date: TUE 3 FEB 2009

Time: 15:00

Document: 77B 1.0

Partenaires Internationaux / International Partners



Partenaires Nationaux / National Partners

Supporter Officiel / Official Supporter

Fournisseurs Officiels / Official Suppliers



Partenaires Média / Media Partners

Partenaires Techniques / Technical Partners



Partenaires Institutionnels / Institutional Partners





FIS ALPINE WORLD SKI CHAMPIONSHIPS 2009
Val d'Isère (FRA)



LADIES' SUPER-G
PERFORMANCE ANALYSIS 2

TUE 3 FEB 2009

Number of Competitors: 56

| Bib | Name | Nation | Positions | | | Partials | | | Difference | | Speed | |
|-----|--------------------|--------|--------------------|------|------|--------------------|------|------|------------|---------|-----------------|------|
| | | | Pos. | Time | Rank | Pos. | Time | Rank | Time | Dist(m) | Pos. | km/h |
| 21 | VONN Lindsey | USA | Int1: 33.07 (2) | | | I1-I2: 21.01 (5) | | | 0.09 | | Sp1: 93.50 (6) | |
| | | | Int2: 54.08 (3) | | | I2-I3: 16.79 (1) | | | 0.36 | | | |
| | | | Int3: 1:10.87 (1) | | | I3-Fin: 9.86 (2) | | | 0.00 | | | |
| | | | Fin: 1:20.73 (1) | | | | | | 0.00 | 0.00 | Avg.: 85.89 | |
| 22 | FANCHINI Nadia | ITA | Int1: 33.88 (13) | | | I1-I2: 21.61 (15) | | | 0.90 | | Sp1: 88.30 (26) | |
| | | | Int2: 55.49 (13) | | | I2-I3: 17.21 (6) | | | 1.77 | | | |
| | | | Int3: 1:12.70 (10) | | | I3-Fin: 10.05 (11) | | | 1.83 | | | |
| | | | Fin: 1:22.75 (9) | | | | | | 2.02 | 47.02 | Avg.: 83.79 | |
| 23 | VANDERBEEK Kelly | CAN | Int1: 35.30 (32) | | | I1-I2: 22.41 (24) | | | 2.32 | | Sp1: 90.00 (23) | |
| | | | Int2: 57.71 (27) | | | I2-I3: 18.09 (23) | | | 3.99 | | | |
| | | | Int3: 1:15.80 (26) | | | I3-Fin: 10.03 (9) | | | 4.93 | | | |
| | | | Fin: 1:25.83 (23) | | | | | | 5.10 | 114.44 | Avg.: 80.78 | |
| 24 | JACQUEMOD Ingrid | FRA | Int1: 34.46 (27) | | | I1-I2: 22.10 (21) | | | 1.48 | | Sp1: 91.20 (16) | |
| | | | Int2: 56.56 (23) | | | I2-I3: 17.79 (19) | | | 2.84 | | | |
| | | | Int3: 1:14.35 (21) | | | I3-Fin: 10.35 (24) | | | 3.48 | | | |
| | | | Fin: 1:24.70 (19) | | | | | | 3.97 | 90.27 | Avg.: 81.86 | |
| 25 | ROLLAND Marion | FRA | Int1: 34.33 (22) | | | I1-I2: 22.22 (23) | | | 1.35 | | Sp1: 91.80 (12) | |
| | | | Int2: 56.55 (22) | | | I2-I3: 17.31 (8) | | | 2.83 | | | |
| | | | Int3: 1:13.86 (18) | | | I3-Fin: 10.00 (6) | | | 2.99 | | | |
| | | | Fin: 1:23.86 (16) | | | | | | 3.13 | 71.89 | Avg.: 82.68 | |
| 26 | RECCHIA Lucia | ITA | Int1: 34.08 (16) | | | I1-I2: | | | 1.10 | | Sp1: | |
| | | | Int2: | | | I2-I3: | | | | | | |
| | | | Int3: | | | I3-Fin: | | | | | | |
| | | | Fin: DNF | | | | | | | | Avg.: | |
| 27 | REBENBURG Viktoria | GER | Int1: 33.85 (12) | | | I1-I2: 21.06 (6) | | | 0.87 | | Sp1: 92.00 (11) | |
| | | | Int2: 54.91 (7) | | | I2-I3: 17.74 (18) | | | 1.19 | | | |
| | | | Int3: 1:12.65 (9) | | | I3-Fin: 10.15 (17) | | | 1.78 | | | |
| | | | Fin: 1:22.80 (10) | | | | | | 2.07 | 48.15 | Avg.: 83.74 | |
| 28 | REVILLET Aurelie | FRA | Int1: 34.42 (25) | | | I1-I2: 23.68 (34) | | | 1.44 | | Sp1: 83.10 (34) | |
| | | | Int2: 58.10 (29) | | | I2-I3: 18.01 (21) | | | 4.38 | | | |
| | | | Int3: 1:16.11 (27) | | | I3-Fin: 10.17 (19) | | | 5.24 | | | |
| | | | Fin: 1:26.28 (24) | | | | | | 5.55 | 123.89 | Avg.: 80.36 | |
| 29 | COOK Stacey | USA | Int1: 34.97 (30) | | | I1-I2: 22.83 (29) | | | 1.99 | | Sp1: 89.00 (25) | |
| | | | Int2: 57.80 (28) | | | I2-I3: 17.44 (10) | | | 4.08 | | | |
| | | | Int3: 1:15.24 (25) | | | I3-Fin: 10.14 (14) | | | 4.37 | | | |
| | | | Fin: 1:25.38 (22) | | | | | | 4.65 | 104.89 | Avg.: 81.21 | |
| 30 | SIORPAES Wendy | ITA | Int1: 34.24 (21) | | | I1-I2: 22.84 (30) | | | 1.26 | | Sp1: 84.20 (31) | |
| | | | Int2: 57.08 (25) | | | I2-I3: 18.08 (22) | | | 3.36 | | | |
| | | | Int3: 1:15.16 (24) | | | I3-Fin: 10.19 (20) | | | 4.29 | | | |
| | | | Fin: 1:25.35 (21) | | | | | | 4.62 | 104.25 | Avg.: 81.24 | |

03-02-2009 / Val d'Isère (FRA) / 5609

Page 3/6

Data Processing by LONGINES

www.fis-ski.com

LONGINES Timing

Generation Date: TUE 3 FEB 2009

Time: 15:00

Document: 77B 1.0

Partenaires Internationaux / International Partners



Partenaires Nationaux / National Partners

Supporter Officiel / Official Supporter

Fournisseurs Officiels / Official Suppliers



Partenaires Média / Media Partners

Partenaires Techniques / Technical Partners



Partenaires Institutionnels / Institutional Partners





FIS ALPINE WORLD SKI CHAMPIONSHIPS 2009
Val d'Isère (FRA)



LADIES' SUPER-G
PERFORMANCE ANALYSIS 2

TUE 3 FEB 2009

Number of Competitors: 56

| Bib | Name | Nation | Positions | | | Partials | | | Difference | | Speed | | |
|-----|-------------------|--------|-----------|---------|------|----------|-------|------|------------|---------|-------|-------|------|
| | | | Pos. | Time | Rank | Pos. | Time | Rank | Time | Dist(m) | Pos. | km/h | Rank |
| 31 | MARSHALL Chelsea | USA | Int1: | | | I1-I2: | | | | | Sp1: | | |
| | | | Int2: | | | I2-I3: | | | | | | | |
| | | | Int3: | | | I3-Fin: | | | | | Avg.: | | |
| | | | Fin: | DNS | | | | | | | | | |
| 32 | MIKLOS Edith | ROU | Int1: | 34.57 | (28) | I1-I2: | 21.69 | (19) | 1.59 | | Sp1: | 91.30 | (14) |
| | | | Int2: | 56.26 | (21) | I2-I3: | 18.29 | (29) | 2.54 | | | | |
| | | | Int3: | 1:14.55 | (22) | I3-Fin: | 10.14 | (14) | 3.68 | | | | |
| | | | Fin: | 1:24.69 | (18) | | | | 3.96 | 90.06 | Avg.: | 81.87 | |
| 33 | ALCOTT Chemmy | GBR | Int1: | 34.20 | (19) | I1-I2: | 22.62 | (28) | 1.22 | | Sp1: | 88.10 | (27) |
| | | | Int2: | 56.82 | (24) | I2-I3: | 18.13 | (25) | 3.10 | | | | |
| | | | Int3: | 1:14.95 | (23) | I3-Fin: | 10.24 | (23) | 4.08 | | | | |
| | | | Fin: | 1:25.19 | (20) | | | | 4.46 | 100.83 | Avg.: | 81.39 | |
| 34 | FERK Marusa | SLO | Int1: | 33.92 | (14) | I1-I2: | 21.78 | (20) | 0.94 | | Sp1: | 92.90 | (7) |
| | | | Int2: | 55.70 | (15) | I2-I3: | | | 1.98 | | | | |
| | | | Int3: | | | I3-Fin: | | | | | Avg.: | | |
| | | | Fin: | DNF | | | | | | | | | |
| 35 | KRIZOVA Klara | CZE | Int1: | 35.77 | (33) | I1-I2: | 22.54 | (27) | 2.79 | | Sp1: | 90.80 | (19) |
| | | | Int2: | 58.31 | (30) | I2-I3: | 17.96 | (20) | 4.59 | | | | |
| | | | Int3: | 1:16.27 | (28) | I3-Fin: | 10.21 | (22) | 5.40 | | | | |
| | | | Fin: | 1:26.48 | (25) | | | | 5.75 | 128.06 | Avg.: | 80.18 | |
| 36 | BRODNIK Vanja | SLO | Int1: | 35.09 | (31) | I1-I2: | 22.50 | (25) | 2.11 | | Sp1: | 89.30 | (24) |
| | | | Int2: | 57.59 | (26) | I2-I3: | 18.99 | (33) | 3.87 | | | | |
| | | | Int3: | 1:16.58 | (29) | I3-Fin: | 10.81 | (31) | 5.71 | | | | |
| | | | Fin: | 1:27.39 | (27) | | | | 6.66 | 146.78 | Avg.: | 79.34 | |
| 37 | ROBNIK Mateja | SLO | Int1: | 34.69 | (29) | I1-I2: | | | 1.71 | | Sp1: | | |
| | | | Int2: | | | I2-I3: | | | | | | | |
| | | | Int3: | | | I3-Fin: | | | | | Avg.: | | |
| | | | Fin: | DNF | | | | | | | | | |
| 38 | COLETTI Alexandra | MON | Int1: | | | I1-I2: | | | | | Sp1: | | |
| | | | Int2: | | | I2-I3: | | | | | | | |
| | | | Int3: | | | I3-Fin: | | | | | Avg.: | | |
| | | | Fin: | DNF | | | | | | | | | |
| 39 | YURKIW Larisa | CAN | Int1: | | | I1-I2: | | | | | Sp1: | | |
| | | | Int2: | | | I2-I3: | | | | | | | |
| | | | Int3: | | | I3-Fin: | | | | | Avg.: | | |
| | | | Fin: | DNF | | | | | | | | | |
| 40 | HRSTKOVA Lucie | CZE | Int1: | 36.50 | (36) | I1-I2: | 23.51 | (32) | 3.52 | | Sp1: | 82.50 | (38) |
| | | | Int2: | 1:00.01 | (34) | I2-I3: | 18.87 | (32) | 6.29 | | | | |
| | | | Int3: | 1:18.88 | (32) | I3-Fin: | 10.68 | (29) | 8.01 | | | | |
| | | | Fin: | DQ | | | | | | | Avg.: | | |

03-02-2009 / Val d'Isère (FRA) / 5609

Page 4/6

Data Processing by LONGINES

www.fis-ski.com

LONGINES Timing

Generation Date: TUE 3 FEB 2009

Time: 15:00

Document: 77B 1.0

Partenaires Internationaux / International Partners



Partenaires Nationaux / National Partners



Supporter Officiel / Official Supporter



Fournisseurs Officiels / Official Suppliers



Partenaires Média / Media Partners



Partenaires Techniques / Technical Partners



Partenaires Institutionnels / Institutional Partners





FIS ALPINE WORLD SKI CHAMPIONSHIPS 2009
Val d'Isère (FRA)



LADIES' SUPER-G
PERFORMANCE ANALYSIS 2

TUE 3 FEB 2009

Number of Competitors: 56

| Bib | Name | Nation | Positions | | | Partials | | | Difference | | Speed | | |
|-----|----------------------|--------|-----------|---------|------|----------|-------|------|------------|---------|-------|-------|------|
| | | | Pos. | Time | Rank | Pos. | Time | Rank | Time | Dist(m) | Pos. | km/h | Rank |
| 41 | LOLOVIC Jelena | SRB | Int1: | 36.09 | (34) | I1-I2: | 22.50 | (25) | 3.11 | | Sp1: | 87.30 | (29) |
| | | | Int2: | 58.59 | (31) | I2-I3: | 18.10 | (24) | 4.87 | | | | |
| | | | Int3: | 1:16.69 | (30) | I3-Fin: | 10.64 | (27) | 5.82 | | | | |
| | | | Fin: | 1:27.33 | (26) | | | | 6.60 | 145.56 | Avg.: | 79.40 | |
| 42 | MORLANS Leyre | SPA | Int1: | | | I1-I2: | | | | | Sp1: | | |
| | | | Int2: | | | I2-I3: | | | | | | | |
| | | | Int3: | | | I3-Fin: | | | | | | | |
| | | | Fin: | DNF | | | | | | | Avg.: | | |
| 43 | HANSDOTTER Frida | SWE | Int1: | | | I1-I2: | | | | | Sp1: | | |
| | | | Int2: | | | I2-I3: | | | | | | | |
| | | | Int3: | | | I3-Fin: | | | | | | | |
| | | | Fin: | DNF | | | | | | | Avg.: | | |
| 44 | GUTIERREZ Mireia | AND | Int1: | 36.56 | (38) | I1-I2: | 24.08 | (35) | 3.58 | | Sp1: | 83.20 | (33) |
| | | | Int2: | 1:00.64 | (35) | I2-I3: | 18.42 | (30) | 6.92 | | | | |
| | | | Int3: | 1:19.06 | (33) | I3-Fin: | 10.64 | (27) | 8.19 | | | | |
| | | | Fin: | 1:29.70 | (29) | | | | 8.97 | 192.60 | Avg.: | 77.30 | |
| 45 | SCHKANOVA Marija | BLR | Int1: | 38.42 | (43) | I1-I2: | 24.47 | (36) | 5.44 | | Sp1: | 85.50 | (30) |
| | | | Int2: | 1:02.89 | (37) | I2-I3: | 19.20 | (35) | 9.17 | | | | |
| | | | Int3: | 1:22.09 | (36) | I3-Fin: | 10.49 | (26) | 11.22 | | | | |
| | | | Fin: | 1:32.58 | (31) | | | | 11.85 | 246.52 | Avg.: | 74.89 | |
| 46 | BERECZ Anna | HUN | Int1: | 38.06 | (42) | I1-I2: | 25.14 | (39) | 5.08 | | Sp1: | 82.70 | (37) |
| | | | Int2: | 1:03.20 | (38) | I2-I3: | 19.69 | (38) | 9.48 | | | | |
| | | | Int3: | 1:22.89 | (37) | I3-Fin: | 11.69 | (39) | 12.02 | | | | |
| | | | Fin: | 1:34.58 | (34) | | | | 13.85 | 282.04 | Avg.: | 73.31 | |
| 47 | SKRYABINA Anastasiya | UKR | Int1: | 37.99 | (41) | I1-I2: | 24.48 | (37) | 5.01 | | Sp1: | 80.80 | (41) |
| | | | Int2: | 1:02.47 | (36) | I2-I3: | 19.59 | (37) | 8.75 | | | | |
| | | | Int3: | 1:22.06 | (35) | I3-Fin: | 11.04 | (34) | 11.19 | | | | |
| | | | Fin: | 1:33.10 | (32) | | | | 12.37 | 255.90 | Avg.: | 74.47 | |
| 48 | MARINOVIC Florencia | CHI | Int1: | 39.77 | (48) | I1-I2: | 25.30 | (40) | 6.79 | | Sp1: | 82.80 | (35) |
| | | | Int2: | 1:05.07 | (44) | I2-I3: | 20.24 | (42) | 11.35 | | | | |
| | | | Int3: | 1:25.31 | (43) | I3-Fin: | 11.10 | (36) | 14.44 | | | | |
| | | | Fin: | 1:36.41 | (38) | | | | 15.68 | 313.24 | Avg.: | 71.92 | |
| 49 | KIRKOVA Maria | BUL | Int1: | 36.28 | (35) | I1-I2: | 23.64 | (33) | 3.30 | | Sp1: | 81.50 | (40) |
| | | | Int2: | 59.92 | (32) | I2-I3: | 18.18 | (27) | 6.20 | | | | |
| | | | Int3: | 1:18.10 | (31) | I3-Fin: | 11.27 | (37) | 7.23 | | | | |
| | | | Fin: | 1:29.37 | (28) | | | | 8.64 | 186.20 | Avg.: | 77.58 | |
| 50 | JOFFROY Stephanie | CHI | Int1: | 38.86 | (45) | I1-I2: | 25.46 | (42) | 5.88 | | Sp1: | 82.20 | (39) |
| | | | Int2: | 1:04.32 | (42) | I2-I3: | 20.04 | (40) | 10.60 | | | | |
| | | | Int3: | 1:24.36 | (41) | I3-Fin: | 10.84 | (33) | 13.49 | | | | |
| | | | Fin: | 1:35.20 | (35) | | | | 14.47 | 292.74 | Avg.: | 72.83 | |

03-02-2009 / Val d'Isère (FRA) / 5609

Page 5/6

Data Processing by LONGINES

www.fis-ski.com

LONGINES Timing

Generation Date: TUE 3 FEB 2009

Time: 15:00

Document: 77B 1.0

Partenaires Internationaux / International Partners



Partenaires Nationaux / National Partners

Supporter Officiel / Official Supporter

Fournisseurs Officiels / Official Suppliers



Partenaires Média / Media Partners

Partenaires Techniques / Technical Partners



Partenaires Institutionnels / Institutional Partners





FIS ALPINE WORLD SKI CHAMPIONSHIPS 2009
Val d'Isère (FRA)



LADIES' SUPER-G
PERFORMANCE ANALYSIS 2

TUE 3 FEB 2009

Number of Competitors: 56

| Bib | Name | Nation | Positions | | | Partials | | | Difference | | Speed | |
|-----|--------------------|--------|--------------------|------|------|--------------------|------|------|------------|---------|-----------------|------|
| | | | Pos. | Time | Rank | Pos. | Time | Rank | Time | Dist(m) | Pos. | km/h |
| 51 | KUZMENKA Lizaveta | BLR | Int1: 36.52 (37) | | | I1-I2: 23.47 (31) | | | 3.54 | | Sp1: 83.50 (32) | |
| | | | Int2: 59.99 (33) | | | I2-I3: 19.17 (34) | | | 6.27 | | | |
| | | | Int3: 1:19.16 (34) | | | I3-Fin: 10.76 (30) | | | 8.29 | | | |
| | | | Fin: 1:29.92 (30) | | | | | | 9.19 | 196.84 | Avg.: 77.11 | |
| 52 | VAN BUYNDER Isabel | BEL | Int1: 37.20 (39) | | | I1-I2: 26.58 (44) | | | 4.22 | | Sp1: 77.00 (44) | |
| | | | Int2: 1:03.78 (41) | | | I2-I3: 19.53 (36) | | | 10.06 | | | |
| | | | Int3: 1:23.31 (38) | | | I3-Fin: | | | 12.44 | | Avg.: | |
| | | | Fin: DNF | | | | | | | | | |
| 53 | BARAHONA Noelle | CHI | Int1: 39.31 (46) | | | I1-I2: 25.74 (43) | | | 6.33 | | Sp1: 79.50 (42) | |
| | | | Int2: 1:05.05 (43) | | | I2-I3: 20.21 (41) | | | 11.33 | | | |
| | | | Int3: 1:25.26 (42) | | | I3-Fin: 11.04 (34) | | | 14.39 | | | |
| | | | Fin: 1:36.30 (37) | | | | | | 15.57 | 311.40 | Avg.: 72.00 | |
| 54 | MATSOTSKA Bogdana | UKR | Int1: 38.60 (44) | | | I1-I2: 25.04 (38) | | | 5.62 | | Sp1: 82.80 (35) | |
| | | | Int2: 1:03.64 (40) | | | I2-I3: 19.70 (39) | | | 9.92 | | | |
| | | | Int3: 1:23.34 (39) | | | I3-Fin: 10.81 (31) | | | 12.47 | | | |
| | | | Fin: 1:34.15 (33) | | | | | | 13.42 | 274.53 | Avg.: 73.64 | |
| 55 | FEDOTOVA Lyudmila | KAZ | Int1: 39.56 (47) | | | I1-I2: | | | 6.58 | | Sp1: | |
| | | | Int2: | | | I2-I3: | | | | | | |
| | | | Int3: | | | I3-Fin: | | | | | | |
| | | | Fin: DNF | | | | | | | | Avg.: | |
| 56 | GISEM Tamara | UKR | Int1: 37.89 (40) | | | I1-I2: 25.31 (41) | | | 4.91 | | Sp1: 77.40 (43) | |
| | | | Int2: 1:03.20 (38) | | | I2-I3: 20.82 (43) | | | 9.48 | | | |
| | | | Int3: 1:24.02 (40) | | | I3-Fin: 11.29 (38) | | | 13.15 | | | |
| | | | Fin: 1:35.31 (36) | | | | | | 14.58 | 294.63 | Avg.: 72.75 | |

LEGEND

| | | | | | | | |
|----------------|--------------------------------|--------------|----------------|-------------|----------------|-------------|--------------|
| Pos | Intermediate or Speed Position | Int1: | Intermediate 1 | DNF | Did Not Finish | DQ | Disqualified |
| Avg. | Average Speed for the race | Int2: | Intermediate 2 | Sp1: | Speed Trap 1 | Fin: | Finish |
| Dist(m) | Distance behind the first | Int3: | Intermediate 3 | DNS | Did Not Start | | |

03-02-2009 / Val d'Isère (FRA) / 5609

Page 6/6

Data Processing by LONGINES

www.fis-ski.com

LONGINES Timing

Generation Date: TUE 3 FEB 2009

Time: 15:00

Document: 77B 1.0

| | | | | | | | | | | | |
|---|---|---|---|--|---|---|---|---|---|---|---|
|  |  |  |  |  |  |  |  | | | | |
| Partenaires Nationaux / National Partners | | Supporter Officiel / Official Supporter | | | Fournisseurs Officiels / Official Suppliers | | | | | | |
|  |  |  | |  |  |  |  |  | | | |
| Partenaires Média / Media Partners | | Partenaires Techniques / Technical Partners | | | | | | | | | |
|  |  |  |  |  |  |  |  |  |  |  |  |
| Partenaires Institutionnels / Institutional Partners | | | | | | | | | | | |
|  |  |  |  |  |  |  |  |  |  |  |  |



Val d'Isère 2009



AFTER 5th LADIES' SUPER-G SUPER-G FIS WCSL LIST

Number of Competitors: 62

| Rank | FIS Code | Name | Nation | Competition Dates | | | | | Base | | | WCSL-SG |
|------|----------|-------------------------|--------|---|-----|-----|-----|-----|------|-----|-----|---------|
| | | | | 1 | 2 | 3 | 4 | 5 | - | X | + Y | |
| | | | | 7 DEC 2008 Lake Louise (CAN) | | | | | | | | |
| | | | | 20 DEC 2008 St. Moritz (SUI) | | | | | | | | |
| | | | | 26 JAN 2009 Cortina d'Ampezzo (ITA) | | | | | | | | |
| | | | | 1 FEB 2009 Garmisch Partenkirchen (GER) | | | | | | | | |
| | | | | 3 FEB 2009 Val d'Isère (FRA) | | | | | | | | |
| 1 | 537544 | VONN Lindsey | USA | 29 | - | 32 | 100 | 100 | 262 | 164 | 261 | 359 |
| 2 | 515766 | SUTER Fabienne | SUI | 80 | 80 | 16 | 40 | 24 | 305 | 191 | 240 | 354 |
| 3 | 505632 | LINDELL-VIKARBY Jessica | SWE | 45 | 11 | 100 | 60 | 22 | 167 | 104 | 238 | 301 |
| 4 | 296729 | FANCHINI Nadia | ITA | 100 | 60 | 45 | 50 | 29 | 17 | 11 | 284 | 290 |
| 5 | 505483 | PAERSON Anja | SWE | 50 | 50 | - | 80 | - | 246 | 154 | 180 | 272 |
| 6 | 55750 | FISCHBACHER Andrea | AUT | 80 | 6 | 29 | 9 | 60 | 198 | 124 | 184 | 258 |
| 7 | 55576 | GOERGL Elisabeth | AUT | 20 | 9 | 20 | 36 | 40 | 326 | 204 | 125 | 247 |
| 8 | 206001 | RIESCH Maria | GER | 7 | - | - | 45 | 32 | 374 | 234 | 84 | 224 |
| 9 | 516138 | GUT Lara | SUI | - | 100 | 40 | - | 36 | 45 | 28 | 176 | 193 |
| 10 | 105997 | BRYDON Emily | CAN | 40 | - | - | 6 | 20 | 270 | 169 | 66 | 167 |
| 11 | 55069 | GOETSCHL Renate | AUT | - | 29 | 12 | 18 | - | 283 | 177 | 59 | 165 |
| 11 | 106022 | JANYK Britt | CAN | 22 | 32 | 22 | 22 | - | 178 | 111 | 98 | 165 |
| 11 | 196460 | MARCHAND-ARVIER Marie | FRA | 11 | 15 | 18 | 29 | 80 | 33 | 21 | 153 | 165 |
| 14 | 55947 | FENNINGER Anna | AUT | - | 13 | 80 | 1 | 50 | 29 | 18 | 144 | 155 |
| 15 | 515573 | AUFDENBLATTEN Fraenzi | SUI | 15 | 36 | 26 | 32 | - | 111 | 69 | 109 | 151 |
| 16 | 55690 | HOSP Nicole | AUT | 18 | 45 | - | - | - | 222 | 139 | 63 | 146 |
| 17 | 515849 | DETLING Andrea | SUI | 24 | 40 | 60 | 12 | - | 12 | 8 | 136 | 140 |
| 17 | 565243 | MAZE Tina | SLO | 32 | 26 | - | - | 45 | 98 | 61 | 103 | 140 |
| 19 | 537545 | MANCUSO Julia | USA | 9 | 20 | 2 | 3 | - | 238 | 149 | 34 | 123 |
| 20 | 515170 | STYGER Nadia | SUI | 26 | - | 15 | 11 | - | 171 | 107 | 52 | 116 |
| 21 | 106402 | VANDERBEEK Kelly | CAN | 36 | - | 11 | - | - | 122 | 76 | 47 | 93 |
| 22 | 515560 | SCHILD Martina | SUI | - | 5 | 10 | - | - | 201 | 126 | 15 | 90 |
| 23 | 495318 | RUIZ CASTILLO Carolina | SPA | 3 | - | 14 | 24 | 18 | 71 | 44 | 59 | 86 |
| 24 | 55212 | MEISSNITZER Alexandra | AUT | - | - | - | - | - | 226 | 141 | - | 85 |
| 25 | 515429 | DUMERMUTH Monika | SUI | - | 16 | 50 | - | - | 34 | 21 | 66 | 79 |
| 26 | 55669 | HOLAUS Maria | AUT | 16 | - | - | - | - | 132 | 83 | 16 | 65 |
| 27 | 515806 | KAMER Nadja | SUI | - | 14 | 40 | - | - | 24 | 15 | 54 | 63 |
| 28 | 195671 | JACQUEMOD Ingrid | FRA | 5 | 22 | 13 | - | - | 50 | 31 | 40 | 59 |
| 29 | 205218 | REBENBURG Viktoria | GER | - | - | - | 26 | 26 | 2 | 1 | 52 | 53 |
| 29 | 155415 | ZAHROBSKA Sarka | CZE | 13 | - | 4 | 7 | 16 | 34 | 21 | 40 | 53 |
| 31 | 55539 | BERGER Silvia | AUT | 7 | 11 | 9 | - | - | 61 | 38 | 27 | 50 |
| 32 | 55838 | ZETTEL Kathrin | AUT | - | - | 24 | - | - | 57 | 36 | 24 | 45 |





Val d'Isère 2009



AFTER 5th LADIES' SUPER-G SUPER-G FIS WCSL LIST

| Rank | FIS Code | Name | Nation | Competition Dates | | | | | WCSL-SG | | | |
|---------------------------|----------|--------------------|--------|--|----|---|----|---|---------|-----|-----|----|
| | | | | 1 | 2 | 3 | 4 | 5 | Base | - X | + Y | = |
| | | | | 7 DEC 2008 Lake Louise (CAN) 20 DEC 2008 St. Moritz (SUI) 26 JAN 2009 Cortina d'Ampezzo (ITA) 1 FEB 2009 Garmisch Partenkirchen (GER) 3 FEB 2009 Val d'Isère (FRA) | | | | | | | | |
| Number of Competitors: 62 | | | | | | | | | | | | |
| 33 | 295533 | RECCHIA Lucia | ITA | 1 | 9 | 8 | 14 | - | 24 | 15 | 32 | 41 |
| 34 | 55970 | SCHMIDHOFER Nicole | AUT | 12 | - | 5 | 15 | - | - | - | 32 | 32 |
| 35 | 206175 | STECHELT Gina | GER | - | 24 | - | - | - | 13 | 8 | 24 | 29 |
| 36 | 295136 | CECCARELLI Daniela | ITA | - | - | - | 8 | - | 45 | 28 | 8 | 25 |
| 37 | 537582 | COOK Stacey | USA | - | - | - | - | - | 65 | 41 | - | 24 |
| 38 | 55818 | KOEHLE Stefanie | AUT | - | - | 7 | 16 | - | - | - | 23 | 23 |
| 39 | 296008 | MERIGHETTI Daniela | ITA | - | - | - | 20 | - | 5 | 3 | 20 | 22 |
| 40 | 195983 | ROLLAND Marion | FRA | - | 18 | - | 3 | - | - | - | 21 | 21 |
| 41 | 296473 | SIORPAES Wendy | ITA | - | - | 1 | 13 | - | 16 | 10 | 14 | 20 |
| 41 | 538305 | SMITH Leanne | USA | 14 | - | - | - | - | 16 | 10 | 14 | 20 |
| 43 | 55766 | MADER Regina | AUT | 8 | - | 6 | 4 | - | - | - | 18 | 18 |
| 43 | 55590 | SCHILD Marlies | AUT | - | - | - | - | - | 49 | 31 | - | 18 |
| 45 | 196573 | REVILLET Aurelie | FRA | 2 | 7 | - | 5 | - | 7 | 4 | 14 | 17 |
| 46 | 55691 | SPONRING Christine | AUT | - | - | - | - | - | 44 | 28 | - | 16 |
| 47 | 515747 | GISIN Dominique | SUI | - | 12 | - | - | - | 6 | 4 | 12 | 14 |
| 48 | 225206 | ALCOTT Chemmy | GBR | - | - | - | 10 | - | 9 | 6 | 10 | 13 |
| 49 | 538038 | MARSHALL Chelsea | USA | 10 | - | - | - | - | - | - | 10 | 10 |
| 50 | 296472 | FANCHINI Elena | ITA | - | - | - | - | - | 18 | 11 | - | 7 |
| 51 | 536884 | LUDLOW Libby | USA | - | - | - | - | - | 16 | 10 | - | 6 |
| 52 | 296427 | SCHNARF Johanna | ITA | 4 | - | - | - | - | 2 | 1 | 4 | 5 |
| 53 | 505449 | BENT Nike | SWE | - | - | - | - | - | 11 | 7 | - | 4 |
| 53 | 537565 | KELLEHER Keely | USA | - | 4 | - | - | - | - | - | 4 | 4 |
| 53 | 106056 | SIMARD Genevieve | CAN | - | - | - | - | - | 12 | 8 | - | 4 |
| 56 | 565333 | BRODNIK Vanja | SLO | - | 3 | - | - | - | - | - | 3 | 3 |
| 56 | 505886 | KLING Kajsa | SWE | - | 2 | - | - | - | 3 | 2 | 2 | 3 |
| 56 | 55588 | RUMPFHUBER Ingrid | AUT | - | - | 3 | - | - | - | - | 3 | 3 |
| 59 | 296769 | LONGHINI Hilary | ITA | - | - | - | - | - | 5 | 3 | - | 2 |
| 60 | 565268 | DREV Ana | SLO | - | - | - | - | - | 4 | 3 | - | 1 |
| 60 | 465059 | MIKLOS Edith | ROU | - | 1 | - | - | - | - | - | 1 | 1 |
| 60 | 537626 | RICHARDSON Kaylin | USA | - | - | - | - | - | 2 | 1 | - | 1 |





Val d'Isère 2009



AFTER 5th LADIES' SUPER-G SUPER-G FIS WCSL LIST

Number of Competitors per Nation until 60th position

| | | | | | |
|----------|---------|---------|---------|---------|---------|
| AUT : 15 | CAN : 4 | CZE : 1 | FRA : 4 | GBR : 1 | GER : 3 |
| ITA : 8 | ROU : 1 | SLO : 3 | SPA : 1 | SUI : 9 | SWE : 4 |
| USA : 8 | | | | | |

LEGEND

Base Last season WCSL points
X (Base / number of planned races in the current season) * number of completed races in the current season
Y WC points won in the current season
WCSL-SG World Cup Start List points for Super-G

03-02-2009 / Val d'Isère (FRA) / 5609

Page 3/3

www.fis-ski.com

Generation Date: TUE 3 FEB 2009

Time: 15:01

Document: 60A 1.0





Val d'Isère 2009



AFTER 5th LADIES' SUPER-G OVERALL FIS WCSL LIST

Number of Competitors: 152

| Rank | FIS Code | Name | Nation | WCSL | DH | SL | GS | SG | SC |
|------|----------|-------------------------|--------|------|----------|----------|----------|----------|---------|
| 1 | 537544 | VONN Lindsey | USA | 1976 | 743 (1) | 454 (4) | 220 (8) | 359 (1) | 200 (2) |
| 2 | 206001 | RIESCH Maria | GER | 1474 | 290 (5) | 655 (1) | 125 (18) | 224 (8) | 180 (3) |
| 3 | 505483 | PAERSON Anja | SWE | 1322 | 381 (2) | 254 (7) | 175 (14) | 272 (5) | 240 (1) |
| 4 | 55576 | GOERGL Elisabeth | AUT | 968 | 209 (11) | 7 (60) | 377 (4) | 247 (7) | 128 (5) |
| 5 | 55838 | ZETTEL Kathrin | AUT | 967 | – | 338 (6) | 452 (2) | 45 (32) | 132 (4) |
| 6 | 185140 | POUTIAINEN Tanja | FIN | 957 | – | 490 (2) | 467 (1) | – | – |
| 7 | 55690 | HOSP Nicole | AUT | 844 | 85 (26) | 349 (5) | 143 (16) | 146 (16) | 121 (6) |
| 8 | 155415 | ZAHROBSKA Sarka | CZE | 632 | – | 467 (3) | 50 (29) | 53 (29) | 62 (15) |
| 9 | 537545 | MANCUSO Julia | USA | 607 | 196 (12) | 39 (34) | 198 (12) | 123 (19) | 51 (17) |
| 10 | 565243 | MAZE Tina | SLO | 600 | 188 (14) | – | 226 (7) | 140 (17) | 46 (18) |
| 11 | 55750 | FISCHBACHER Andrea | AUT | 577 | 165 (17) | 1 (70) | 119 (19) | 258 (6) | 34 (23) |
| 12 | 296729 | FANCHINI Nadia | ITA | 518 | 219 (10) | – | 8 (52) | 290 (4) | 1 (61) |
| 13 | 515766 | SUTER Fabienne | SUI | 512 | 53 (35) | – | 21 (41) | 354 (2) | 84 (9) |
| 14 | 55069 | GOETSCHL Renate | AUT | 504 | 339 (3) | – | – | 165 (11) | – |
| 15 | 505760 | PIETILAE-HOLMNER Maria | SWE | 498 | – | 251 (8) | 247 (6) | – | – |
| 16 | 516138 | GUT Lara | SUI | 492 | 69 (28) | – | 185 (13) | 193 (9) | 45 (19) |
| 17 | 105997 | BRYDON Emily | CAN | 480 | 226 (9) | – | – | 167 (10) | 87 (8) |
| 17 | 296259 | MOELGG Manuela | ITA | 480 | – | 155 (14) | 325 (5) | – | – |
| 19 | 106022 | JANYK Britt | CAN | 477 | 311 (4) | – | 1 (70) | 165 (11) | – |
| 20 | 295445 | KARBON Denise | ITA | 476 | – | 82 (28) | 394 (3) | – | – |
| 21 | 195671 | JACQUEMOD Ingrid | FRA | 464 | 190 (13) | – | 142 (17) | 59 (28) | 73 (10) |
| 22 | 55590 | SCHILD Marlies | AUT | 423 | 104 (23) | 192 (12) | 56 (28) | 18 (43) | 53 (16) |
| 23 | 55759 | KIRCHGASSER Michaela | AUT | 414 | – | 132 (19) | 216 (9) | – | 66 (12) |
| 23 | 196460 | MARCHAND-ARVIER Marie | FRA | 414 | 177 (16) | – | 4 (61) | 165 (11) | 68 (11) |
| 25 | 505632 | LINDELL-VIKARBY Jessica | SWE | 410 | 23 (40) | – | 62 (26) | 301 (3) | 24 (26) |
| 26 | 106402 | VANDERBEEK Kelly | CAN | 367 | 274 (7) | – | – | 93 (21) | – |
| 27 | 515170 | STYGER Nadia | SUI | 360 | 244 (8) | – | – | 116 (20) | – |
| 28 | 55947 | FENNINGER Anna | AUT | 342 | 62 (31) | 22 (43) | 6 (57) | 155 (14) | 97 (7) |
| 28 | 205993 | HOELZL Kathrin | GER | 342 | – | 136 (18) | 206 (10) | – | – |
| 30 | 295435 | GIUS Nicole | ITA | 330 | – | 155 (14) | 175 (14) | – | – |
| 31 | 515747 | GISIN Dominique | SUI | 328 | 290 (5) | – | – | 14 (47) | 24 (26) |
| 32 | 515573 | AUFDENBLATTEN Fraenzi | SUI | 298 | 134 (18) | – | – | 151 (15) | 13 (41) |
| 33 | 505610 | BORSSEN Therese | SWE | 249 | – | 239 (9) | 10 (49) | – | – |
| 34 | 55669 | HOLAUS Maria | AUT | 248 | 183 (15) | – | – | 65 (26) | – |
| 35 | 705287 | ZUZULOVA Veronika | SVK | 241 | – | 238 (10) | 3 (64) | – | – |
| 36 | 195972 | AUBERT Sandrine | FRA | 221 | 1 (59) | 154 (16) | – | – | 66 (12) |
| 37 | 296008 | MERIGHETTI Daniela | ITA | 214 | 127 (19) | – | – | 22 (39) | 65 (14) |

03-02-2009 / Val d'Isère (FRA) / 5609

Page 1/5

www.fis-ski.com

Generation Date: TUE 3 FEB 2009

Time: 15:01

Document: 60B 1.0





Val d'Isère 2009



AFTER 5th LADIES' SUPER-G OVERALL FIS WCSL LIST

Number of Competitors: 152

| Rank | FIS Code | Name | Nation | WCSL | DH | SL | GS | SG | SC |
|------|----------|------------------------|--------|------|----------|----------|----------|----------|---------|
| 38 | 495318 | RUIZ CASTILLO Carolina | SPA | 213 | 122 (20) | - | 3 (64) | 86 (23) | 2 (56) |
| 39 | 385032 | JELUSIC Ana | CRO | 211 | - | 211 (11) | - | - | - |
| 40 | 515849 | DETLING Andrea | SUI | 206 | 31 (38) | - | 13 (46) | 140 (17) | 22 (29) |
| 41 | 515560 | SCHILD Martina | SUI | 204 | 114 (21) | - | - | 90 (22) | - |
| 42 | 196928 | WORLEY Tessa | FRA | 200 | - | - | 200 (11) | - | - |
| 43 | 505679 | HANSDOTTER Frida | SWE | 195 | - | 158 (13) | 16 (44) | - | 21 (30) |
| 44 | 515429 | DUMERMUTH Monika | SUI | 193 | 114 (21) | - | - | 79 (25) | - |
| 45 | 206175 | STECHERT Gina | GER | 155 | 95 (25) | - | - | 29 (35) | 31 (25) |
| 46 | 55212 | MEISSNITZER Alexandra | AUT | 144 | 54 (34) | - | 5 (59) | 85 (24) | - |
| 47 | 515619 | GINI Sandra | SUI | 142 | - | 142 (17) | - | - | - |
| 48 | 205218 | REBENSBURG Viktoria | GER | 141 | - | - | 88 (21) | 53 (29) | - |
| 49 | 565320 | FERK Marusa | SLO | 137 | - | 110 (20) | 16 (44) | - | 11 (43) |
| 50 | 515733 | BONJOUR Aline | SUI | 125 | - | 85 (27) | 40 (34) | - | - |
| 51 | 196179 | BERTRAND Marion | FRA | 113 | - | 24 (41) | 89 (20) | - | - |
| 51 | 55898 | BREM Eva-Maria | AUT | 113 | - | - | 77 (24) | - | 36 (22) |
| 53 | 385027 | FLEISS Nika | CRO | 111 | - | 106 (22) | 5 (59) | - | - |
| 53 | 206160 | RIESCH Susanne | GER | 111 | - | 105 (23) | - | - | 6 (51) |
| 55 | 296354 | COSTAZZA Chiara | ITA | 107 | - | 107 (21) | - | - | - |
| 56 | 55588 | RUMPFHUBER Ingrid | AUT | 105 | 102 (24) | - | - | 3 (56) | - |
| 57 | 425771 | LOESETH Nina | NOR | 98 | - | 95 (25) | 3 (64) | - | - |
| 58 | 205636 | BERGMANN Monika | GER | 97 | - | 97 (24) | - | - | - |
| 58 | 55818 | KOEHLE Stefanie | AUT | 97 | - | - | 42 (32) | 23 (38) | 32 (24) |
| 58 | 565315 | ROBNIK Mateja | SLO | 97 | - | - | 80 (22) | - | 17 (35) |
| 61 | 206035 | CHMELAR Fanny | GER | 92 | - | 92 (26) | - | - | - |
| 62 | 196573 | REVILLET Aurelie | FRA | 89 | 65 (30) | - | - | 17 (45) | 7 (50) |
| 62 | 296473 | SIORPAES Wendy | ITA | 89 | 69 (28) | - | - | 20 (41) | - |
| 64 | 225206 | ALCOTT Chemmy | GBR | 88 | 17 (43) | - | 50 (29) | 13 (48) | 8 (48) |
| 65 | 515692 | GRAND Rabea | SUI | 86 | 1 (59) | 41 (33) | - | - | 44 (20) |
| 66 | 295136 | CECCARELLI Daniela | ITA | 85 | 60 (32) | - | - | 25 (36) | - |
| 67 | 296472 | FANCHINI Elena | ITA | 81 | 72 (27) | - | - | 7 (50) | 2 (56) |
| 68 | 196725 | BARIOZ Taina | FRA | 80 | - | - | 80 (22) | - | - |
| 69 | 295533 | RECCHIA Lucia | ITA | 78 | 37 (36) | - | - | 41 (33) | - |
| 70 | 515806 | KAMER Nadja | SUI | 73 | 10 (49) | - | - | 63 (27) | - |
| 71 | 295342 | PUTZER Karen | ITA | 70 | - | - | 70 (25) | - | - |
| 72 | 537772 | STIEGLER Resi | USA | 69 | 5 (51) | 35 (35) | 13 (46) | - | 16 (38) |
| 73 | 296509 | CURTONI Irene | ITA | 68 | - | 46 (31) | 22 (40) | - | - |
| 74 | 55539 | BERGER Silvia | AUT | 67 | 5 (51) | - | 12 (48) | 50 (31) | - |

03-02-2009 / Val d'Isère (FRA) / 5609

Page 2/5

www.fis-ski.com

Generation Date: TUE 3 FEB 2009

Time: 15:01

Document: 60B 1.0





Val d'Isère 2009



AFTER 5th LADIES' SUPER-G OVERALL FIS WCSL LIST

Number of Competitors: 152

| Rank | FIS Code | Name | Nation | WCSL | DH | SL | GS | SG | SC |
|------|----------|----------------------|--------|------|---------|---------|---------|---------|---------|
| 75 | 106633 | GOODMAN Anna | CAN | 65 | – | 65 (29) | – | – | – |
| 76 | 195983 | ROLLAND Marion | FRA | 63 | 37 (36) | – | – | 21 (40) | 5 (52) |
| 77 | 537582 | COOK Stacey | USA | 62 | 17 (43) | – | 1 (70) | 24 (37) | 20 (32) |
| 78 | 296476 | ALFIERI Camilla | ITA | 60 | – | – | 60 (27) | – | – |
| 79 | 296431 | STUFFER Verena | ITA | 59 | 59 (33) | – | – | – | – |
| 80 | 55691 | SPONRING Christine | AUT | 54 | 17 (43) | – | – | 16 (46) | 21 (30) |
| 81 | 296427 | SCHNARF Johanna | ITA | 53 | 5 (51) | – | – | 5 (52) | 43 (21) |
| 82 | 355040 | NIGG Marina | LIE | 48 | – | 48 (30) | – | – | – |
| 82 | 106056 | SIMARD Genevieve | CAN | 48 | – | – | 44 (31) | 4 (53) | – |
| 84 | 538305 | SMITH Leanne | USA | 45 | 14 (48) | – | – | 20 (41) | 11 (43) |
| 85 | 538038 | MARSHALL Chelsea | USA | 44 | 25 (39) | – | – | 10 (49) | 9 (46) |
| 85 | 505908 | SMEDH Veronica | SWE | 44 | – | 3 (68) | 41 (33) | – | – |
| 87 | 537792 | DUKE Hailey | USA | 42 | – | 42 (32) | – | – | – |
| 87 | 185271 | LEINONEN Sanni | FIN | 42 | – | 30 (38) | 10 (49) | – | 2 (56) |
| 89 | 565268 | DREV Ana | SLO | 38 | – | 5 (65) | 32 (36) | 1 (60) | – |
| 90 | 515997 | FEIERABEND Denise | SUI | 37 | – | 24 (41) | – | – | 13 (41) |
| 91 | 538284 | MCJAMES Megan | USA | 36 | – | – | 36 (35) | – | – |
| 92 | 515639 | CAMASTRAL Aita | SUI | 35 | – | 35 (35) | – | – | – |
| 92 | 55766 | MADER Regina | AUT | 35 | – | – | – | 18 (43) | 17 (35) |
| 94 | 55970 | SCHMIDHOFER Nicole | AUT | 34 | 2 (57) | – | – | 32 (34) | – |
| 95 | 196016 | DAUTHERIVES Claire | FRA | 31 | – | 31 (37) | – | – | – |
| 95 | 425629 | LOESETH Lene | NOR | 31 | – | 22 (43) | 9 (51) | – | – |
| 97 | 195912 | DE LEYMARIE Florine | FRA | 29 | – | 29 (39) | – | – | – |
| 97 | 105269 | GAGNON Marie-Michele | CAN | 29 | – | – | 29 (37) | – | – |
| 99 | 505449 | BENT Nike | SWE | 28 | 5 (51) | – | – | 4 (53) | 19 (34) |
| 99 | 536481 | SCHLEPER Sarah | USA | 28 | – | 7 (60) | 21 (41) | – | – |
| 101 | 206099 | PERNER Nina | GER | 27 | – | 27 (40) | – | – | – |
| 102 | 296379 | GIANESINI Giulia | ITA | 25 | – | – | 25 (38) | – | – |
| 103 | 196851 | BERTRAND Olivia | FRA | 23 | – | – | 23 (39) | – | – |
| 103 | 297134 | BORSOTTI Camilla | ITA | 23 | – | – | – | – | 23 (28) |
| 103 | 55596 | WILHELM Kathrin | AUT | 23 | 23 (40) | – | – | – | – |
| 106 | 205202 | MAIR Marianne | GER | 22 | – | 22 (43) | – | – | – |
| 107 | 495065 | RIENDA Maria Jose | SPA | 20 | – | – | 20 (43) | – | – |
| 107 | 565261 | ROBNIK Petra | SLO | 20 | – | – | – | – | 20 (32) |
| 109 | 515348 | BORGHI Catherine | SUI | 18 | 18 (42) | – | – | – | – |
| 109 | 536884 | LUDLOW Libby | USA | 18 | 5 (51) | – | 7 (54) | 6 (51) | – |
| 109 | 537626 | RICHARDSON Kaylin | USA | 18 | – | 1 (70) | – | 1 (60) | 16 (38) |

03-02-2009 / Val d'Isère (FRA) / 5609

Page 3/5

www.fis-ski.com

Generation Date: TUE 3 FEB 2009

Time: 15:01

Document: 60B 1.0





Val d'Isère 2009



AFTER 5th LADIES' SUPER-G OVERALL FIS WCSL LIST

Number of Competitors: 152

| Rank | FIS Code | Name | Nation | WCSL | DH | SL | GS | SG | SC |
|------|----------|----------------------|--------|------|---------|---------|--------|--------|---------|
| 112 | 55806 | ALTACHER Margret | AUT | 17 | - | - | - | - | 17 (35) |
| 112 | 515244 | CASANOVA Carmen | SUI | 17 | 17 (43) | - | - | - | - |
| 112 | 205168 | DUERR Katharina | GER | 17 | - | 17 (46) | - | - | - |
| 112 | 565360 | STUHEC Ilka | SLO | 17 | 6 (50) | - | - | - | 11 (43) |
| 116 | 106527 | ACTON Brigitte | CAN | 16 | - | 16 (47) | - | - | - |
| 116 | 206279 | GEIGER Christina | GER | 16 | - | 16 (47) | - | - | - |
| 116 | 515587 | PUENCHERA Jessica | SUI | 16 | - | - | - | - | 16 (38) |
| 119 | 515409 | BERTHOD Sylviane | SUI | 15 | 15 (47) | - | - | - | - |
| 119 | 206078 | FERNSEBNER Carolin | GER | 15 | - | 7 (60) | 8 (52) | - | - |
| 119 | 516005 | HANGL Celina | SUI | 15 | - | 15 (49) | - | - | - |
| 119 | 65038 | PERSYN Karen | BEL | 15 | - | 15 (49) | - | - | - |
| 123 | 565333 | BRODNIK Vanja | SLO | 12 | - | - | - | 3 (56) | 9 (46) |
| 123 | 425432 | MUELLER Anne Marie | NOR | 12 | - | 12 (51) | - | - | - |
| 123 | 55885 | STRENG Simone | AUT | 12 | - | 12 (51) | - | - | - |
| 123 | 55888 | TRIENDL Katrin | AUT | 12 | - | 12 (51) | - | - | - |
| 123 | 355050 | WEIRATHER Tina | LIE | 12 | - | - | 4 (61) | - | 8 (48) |
| 128 | 195215 | VIDAL Vanessa | FRA | 11 | - | 11 (54) | - | - | - |
| 129 | 435210 | GASIENICA DANIEL A. | POL | 10 | - | 3 (68) | 7 (54) | - | - |
| 129 | 435142 | KARASINSKA Katarzyna | POL | 10 | - | 10 (55) | - | - | - |
| 129 | 196806 | NOENS Nastasia | FRA | 10 | - | 10 (55) | - | - | - |
| 132 | 515782 | ABDERHALDEN Marianne | SUI | 9 | - | 4 (67) | - | - | 5 (52) |
| 132 | 425887 | LOESETH Mona | NOR | 9 | - | 9 (57) | - | - | - |
| 132 | 185229 | ROMAR Tii-Maria | FIN | 9 | - | 9 (57) | - | - | - |
| 135 | 155194 | KURFUERSTOVA Eva | CZE | 8 | - | 8 (59) | - | - | - |
| 135 | 315149 | LOLOVIC Jelena | SRB | 8 | - | 1 (70) | 4 (61) | - | 3 (55) |
| 137 | 55807 | DAUM Alexandra | AUT | 7 | - | 7 (60) | - | - | - |
| 137 | 56032 | SCHILD Bernadette | AUT | 7 | - | 7 (60) | - | - | - |
| 137 | 206173 | SPRINGL Monika | GER | 7 | - | - | 7 (54) | - | - |
| 137 | 106849 | YURKIW Larisa | CAN | 7 | 2 (57) | - | - | - | 5 (52) |
| 141 | 55952 | HACKL Karin | AUT | 6 | - | - | 6 (57) | - | - |
| 142 | 295265 | CERESA Annalisa | ITA | 5 | - | 5 (65) | - | - | - |
| 143 | 196726 | BARTHET Anne-Sophie | FRA | 4 | - | - | 2 (68) | - | 2 (56) |
| 143 | 537565 | KELLEHER Keely | USA | 4 | - | - | - | 4 (53) | - |
| 143 | 296769 | LONGHINI Hilary | ITA | 4 | - | - | 2 (68) | 2 (59) | - |
| 146 | 537230 | KELLEY Jessica | USA | 3 | - | - | 3 (64) | - | - |
| 146 | 505886 | KLING Kajsa | SWE | 3 | - | - | - | 3 (56) | - |
| 146 | 106465 | LAWRENCE Sherry | CAN | 3 | 3 (56) | - | - | - | - |

03-02-2009 / Val d'Isère (FRA) / 5609

Page 4/5

www.fis-ski.com

Generation Date: TUE 3 FEB 2009

Time: 15:01

Document: 60B 1.0





Val d'Isère 2009



AFTER 5th LADIES' SUPER-G OVERALL FIS WCSL LIST

Number of Competitors: 152

| Rank | FIS Code | Name | Nation | WCSL | DH | SL | GS | SG | SC |
|------|----------|------------------|--------|------|--------|--------|----|--------|--------|
| 149 | 106410 | DESFORGES Emilie | CAN | 2 | - | - | - | - | 2 (56) |
| 150 | 515841 | BERTHOD Pascale | SUI | 1 | - | 1 (70) | - | - | - |
| 150 | 536473 | LALIVE Caroline | USA | 1 | 1 (59) | - | - | - | - |
| 150 | 465059 | MIKLOS Edith | ROU | 1 | - | - | - | 1 (60) | - |

LEGEND

SC Super Combined points **SG** Super-G points **DH** Downhill points **WCSL** Overall points **SL** Slalom points
GS Giant Slalom points

03-02-2009 / Val d'Isère (FRA) / 5609

Page 5/5

www.fis-ski.com

Generation Date: TUE 3 FEB 2009

Time: 15:01

Document: 60B 1.0





FIS ALPINE WORLD SKI CHAMPIONSHIPS 2009
Val d'Isère (FRA)



LADIES' SUPER-G
MEDALLISTS OF EVENT

TUE 3 FEB 2009

| Medal | Name | Nation |
|--------|------------------------------|---------------------|
| GOLD | VONN Lindsey | United States (USA) |
| SILVER | MARCHAND-ARVIER Marie | France (FRA) |
| BRONZE | FISCHBACHER Andrea | Austria (AUT) |

Partenaires Internationaux / International Partners



Partenaires Nationaux / National Partners



Supporter Officiel / Official Supporter



Fournisseurs Officiels / Official Suppliers



Partenaires Média / Media Partners



Partenaires Techniques / Technical Partners



Partenaires Institutionnels / Institutional Partners





FIS ALPINE WORLD SKI CHAMPIONSHIPS 2009
Val d'Isère (FRA)



AFTER 1 OF 11 EVENTS
MEDAL STANDINGS

TUE 3 FEB 2009

| Rank | Nation | NSA | Men | | | | Ladies | | | | Total | | | | Rank by Total |
|--------------|---------------|-----|------|--------|--------|-------|----------|----------|----------|----------|----------|----------|----------|----------|---------------|
| | | | Gold | Silver | Bronze | Total | Gold | Silver | Bronze | Total | Gold | Silver | Bronze | Total | |
| 1 | United States | USA | - | - | - | - | 1 | - | - | 1 | 1 | - | - | 1 | 1 |
| 2 | France | FRA | - | - | - | - | - | 1 | - | 1 | - | 1 | - | 1 | 1 |
| 3 | Austria | AUT | - | - | - | - | - | - | 1 | 1 | - | - | 1 | 1 | 1 |
| Total | | | - | - | - | - | 1 | 1 | 1 | 3 | 1 | 1 | 1 | 3 | |

| Completed events | Events still to be held |
|------------------|---|
| Ladies' Super G | Men's Super G Ladies' Super Combined Men's Downhill Ladies' Downhill Men's Super Combined Team Event Ladies' Giant Slalom Men's Giant Slalom Ladies' Slalom Men's Slalom |





FIS ALPINE WORLD SKI CHAMPIONSHIPS 2009
Val d'Isère (FRA)



AFTER 1 OF 11 EVENTS
MEDALLISTS BY EVENT

TUE 3 FEB 2009

| Event Name | Date | Medal | Name | Nation |
|-----------------|------------|--------|-----------------------|---------------|
| Ladies' Super G | 3 FEB 2009 | Gold | VONN Lindsey | United States |
| | | Silver | MARCHAND-ARVIER Marie | France |
| | | Bronze | FISCHBACHER Andrea | Austria |

| Completed events | Events still to be held |
|------------------|---|
| Ladies' Super G | Men's Super G Ladies' Super Combined Men's Downhill Ladies' Downhill Men's Super Combined Team Event Ladies' Giant Slalom Men's Giant Slalom Ladies' Slalom Men's Slalom |

Partenaires Internationaux / International Partners



Partenaires Nationaux / National Partners



Supporter Officiel / Official Supporter



Fournisseurs Officiels / Official Suppliers



Partenaires Média / Media Partners



Partenaires Techniques / Technical Partners



Partenaires Institutionnels / Institutional Partners

