



DOLOMITI
SUPER TROPHY
MEN'S
SLALOM
21.12.2009

SÜDTIROL



AUDI FIS SKI WORLD CUP 2009/10
Alta Badia (ITA)



2nd MEN'S SLALOM

MON 21 DEC 2009

ALPHABETICAL LIST OF COMPETITORS

Number of Competitors: 74, Number of NSA: 22

Nation	FIS Code	Name	FIS Points (3rd of December 2009 – List 5)					
			DH	SL	GS	SG	SC	
ARG (1)	30149	SIMARI BIRKNER Cristian Javier	36.25 (176)	19.08 (170)	14.35 (96)	34.62 (258)	49.94 (238)	
AUT (10)	50931	BECHTER Patrick	250.38 (2207)	5.82 (28)	15.97 (112)	89.00 (1273)	–	
	50824	DREIER Christoph	36.97 (180)	10.59 (64)	26.88 (340)	50.07 (485)	11.96 (42)	
	50605	HERBST Reinfried	87.59 (680)	1.12 (5)	44.47 (941)	69.62 (849)	–	
	53831	HIRSCHER Marcel	103.00 (910)	3.88 (10)	4.24 (10)	20.28 (110)	4.09 (14)	
	50981	HOERL Wolfgang	110.81 (1057)	5.71 (25)	16.15 (119)	79.25 (1051)	–	
	50900	KOLL Alexander	49.63 (257)	14.18 (102)	31.35 (474)	40.11 (335)	51.98 (253)	
	50707	MATT Mario	67.34 (441)	3.62 (9)	9.18 (51)	58.52 (606)	7.38 (35)	
	50624	PRANGER Manfred	285.68 (2343)	0.68 (3)	32.69 (526)	170.28 (2934)	–	
	50625	RAICH Benjamin	14.55 (71)	3.61 (8)	0.38 (2)	2.58 (7)	2.69 (9)	
	51007	SCHOERGHOFER Philipp	68.48 (455)	12.73 (87)	4.54 (13)	11.32 (53)	23.36 (68)	
BEL (1)	60160	ALAERTS Kai	250.12 (2203)	24.52 (299)	60.20 (1535)	52.44 (521)	51.28 (249)	
BUL (2)	92591	ALBRECHT Kilian	396.78 (2510)	7.00 (38)	21.86 (223)	72.37 (900)	67.58 (370)	
	90047	GEORGIEV Stefan	65.78 (419)	17.83 (149)	33.82 (570)	51.51 (506)	74.21 (427)	
CAN (6)	102456	BIGGS Patrick	437.06 (2590)	9.81 (60)	24.99 (282)	178.97 (3066)	–	
	102239	COUSINEAU Julien	110.27 (1048)	8.04 (45)	16.03 (114)	50.16 (489)	40.75 (169)	
	102435	JANYK Michael	93.43 (773)	4.34 (14)	24.38 (269)	61.92 (673)	47.78 (221)	
	102403	SEMPLE Ryan	67.34 (441)	8.87 (50)	18.56 (157)	33.10 (230)	31.08 (107)	
	102912	SPENCE Brad	64.05 (399)	7.42 (40)	9.56 (54)	40.44 (342)	–	
	102922	WHITE Trevor	84.10 (638)	7.35 (39)	34.12 (585)	52.45 (522)	–	
CRO (2)	380290	SAMSAL Dalibor	54.89 (304)	10.79 (66)	17.24 (133)	35.39 (272)	30.59 (104)	
	380292	ZRNCIC-DIM Natko	21.23 (92)	11.26 (73)	35.80 (631)	21.19 (117)	2.53 (6)	
CZE (3)	150398	BANK Ondrej	20.96 (89)	7.68 (42)	11.95 (78)	24.71 (152)	5.94 (27)	
	150644	KRYZL Krystof	37.83 (186)	6.00 (32)	8.02 (42)	28.40 (185)	5.08 (18)	
	150594	TREJBAL Filip	50.73 (267)	8.00 (44)	32.15 (508)	41.80 (360)	44.09 (189)	
FIN (1)	180570	ROMAR Andreas	28.75 (123)	15.02 (111)	13.07 (86)	31.09 (208)	42.66 (180)	
FRA (7)	191640	ANSELMET Alexandre	434.30 (2587)	7.84 (43)	26.49 (327)	73.52 (928)	–	
	191459	LIZEROUX Julien	35.39 (170)	0.65 (2)	23.04 (243)	18.07 (94)	1.44 (3)	
	192504	MERMILLOD BLONDIN Thomas	36.85 (179)	7.50 (41)	11.05 (67)	29.68 (196)	5.15 (19)	

21-12-2009 / Alta Badia (ITA) / 0817

Page 1/3

Data Processing by LONGINES

www.fis-ski.com

LONGINES Timing

Generation Date: SUN 20 DEC 2009

Time: 17:23

Document: 32E 1.0



ALPHABETICAL LIST OF COMPETITORS

Number of Competitors: 74, Number of NSA: 22

Nation	FIS Code	Name	FIS Points (3rd of December 2009 – List 5)						
			DH	SL	GS	SG	SC		
FRA (7)	192506	MISSILLIER Steve	95.79 (811)	4.85 (19)	5.46 (22)	83.50 (1145)	–		
	193967	MUFFAT JEANDET Victor	71.30 (492)	13.71 (96)	14.55 (97)	67.84 (809)	72.83 (415)		
	192943	OBERT Anthony	71.47 (496)	12.62 (86)	9.99 (59)	19.58 (105)	35.72 (135)		
	193347	TISSOT Maxime	50.33 (262)	9.00 (52)	23.60 (257)	35.91 (281)	19.56 (55)		
GBR (1)	220689	RYDING David	60.07 (350)	14.54 (107)	24.16 (266)	36.18 (286)	39.83 (159)		
GER (3)	202462	DOPFER Fritz	86.71 (669)	11.48 (74)	11.54 (71)	63.15 (699)	48.85 (230)		
	201422	KOGLER Stefan	75.01 (541)	12.23 (82)	46.02 (997)	52.45 (522)	45.37 (203)		
	201702	NEUREUTHER Felix	11.90 (56)	4.22 (13)	9.59 (55)	25.37 (158)	104.74 (696)		
ISL (1)	250127	BJOERGVINSSON Bjoergvin	55.79 (313)	11.62 (76)	27.33 (353)	40.89 (347)	44.40 (192)		
ITA (7)	291145	DEVILLE Cristian	210.33 (2051)	6.30 (36)	19.49 (172)	75.84 (985)	–		
	293797	GROSS Stefano	110.81 (1057)	10.78 (65)	22.82 (239)	82.70 (1122)	–		
	293006	INNERHOFER Christof	3.40 (13)	11.94 (78)	10.42 (61)	2.38 (6)	3.83 (12)		
	292491	MOELGG Manfred	59.63 (347)	2.64 (6)	5.40 (21)	34.18 (251)	32.99 (119)		
	293098	RAZZOLI Giuliano	408.56 (2528)	4.59 (16)	27.35 (356)	272.93 (3683)	–		
	290478	ROCCA Giorgio	70.06 (475)	4.03 (12)	27.63 (363)	59.99 (634)	59.75 (304)		
	290732	THALER Patrick	755.05 (2769)	4.46 (15)	33.31 (549)	569.37 (4377)	–		
JPN (3)	300804	MINAGAWA Kentaro	501.85 (2675)	8.53 (47)	52.32 (1223)	444.62 (4205)	–		
	301312	SASAKI Akira	117.89 (1173)	8.67 (48)	24.12 (265)	77.18 (1014)	83.23 (512)		
	301709	YUASA Naoki	619.64 (2738)	8.38 (46)	27.71 (366)	463.05 (4248)	–		
MDA (2)	910000	IMBODEN Urs	255.08 (2234)	5.93 (29)	40.01 (786)	549.89 (4363)	–		
	910001	ROUX Christophe	127.71 (1303)	18.39 (159)	25.60 (299)	43.20 (378)	67.58 (370)		
NOR (2)	421400	MYHRE Lars Elton	26.99 (114)	5.32 (22)	18.32 (150)	21.09 (115)	4.81 (17)		
	421328	SVINDAL Aksel Lund	2.10 (4)	9.32 (57)	3.63 (6)	0.00 (1)	1.86 (4)		
ROU (1)	460060	BARBU Alexandru	122.26 (1223)	49.55 (1093)	50.76 (1167)	89.77 (1290)	122.35 (872)		
RUS (1)	480736	HOROSHILOV Alexandr	56.82 (325)	12.08 (80)	25.01 (284)	35.09 (269)	4.78 (16)		
SLO (4)	560371	DRAGSIC Mitja	46.73 (236)	5.99 (30)	41.54 (845)	41.76 (358)	31.22 (108)		
	561148	SKUBE Matic	51.62 (272)	13.15 (92)	16.96 (131)	32.53 (225)	46.51 (210)		
	560425	VAJDIC Bernard	121.59 (1212)	4.68 (17)	16.29 (121)	77.64 (1021)	–		
	560355	VALENCIC Mitja	492.97 (2668)	5.48 (24)	26.86 (338)	149.66 (2581)	–		
SUI (4)	510997	BERTHOD Marc	34.51 (158)	6.24 (35)	5.24 (18)	24.09 (145)	25.96 (76)		
	511127	GINI Marc	111.90 (1079)	5.74 (26)	14.17 (94)	50.15 (487)	48.70 (229)		
	511313	JANKA Carlo	3.09 (9)	38.36 (689)	2.37 (5)	4.20 (13)	0.91 (2)		
	510890	ZURBRIGGEN Silvan	16.26 (72)	4.75 (18)	26.79 (334)	14.90 (68)	0.00 (1)		
SWE (7)	501223	BAECK Axel	93.62 (778)	9.00 (52)	22.20 (230)	117.82 (1926)	62.42 (328)		
	501101	BYGGMARK Jens	64.73 (408)	10.92 (68)	25.69 (300)	76.59 (1001)	36.77 (142)		

21-12-2009 / Alta Badia (ITA) / 0817

Page 2/3

Data Processing by LONGINES

www.fis-ski.com

LONGINES Timing

Generation Date: SUN 20 DEC 2009

Time: 17:23

Document: 32E 1.0



ALPHABETICAL LIST OF COMPETITORS

Number of Competitors: 74, Number of NSA: 22

Nation	FIS Code	Name	FIS Points (3rd of December 2009 – List 5)				
			DH	SL	GS	SG	SC
SWE (7)	501111	HARGIN Mattias	88.43 (695)	2.74 (7)	18.06 (146)	52.93 (527)	45.69 (207)
	501116	LAHDENPERAE Anton	72.55 (505)	15.11 (113)	35.77 (629)	51.48 (505)	70.76 (399)
	500656	LARSSON Markus	52.42 (279)	5.80 (27)	5.97 (28)	15.12 (71)	5.36 (20)
	501017	MYHRER Andre	56.98 (327)	3.88 (10)	11.70 (73)	21.66 (120)	18.93 (53)
	501076	OLSSON Hans	3.87 (16)	9.00 (52)	11.93 (76)	18.71 (98)	30.80 (106)
USA (5)	534508	CHODOUNSKY David	257.56 (2246)	10.14 (61)	21.13 (208)	103.58 (1610)	–
	534040	COCHRAN Jimmy	80.73 (602)	5.99 (30)	10.64 (65)	61.09 (651)	72.56 (407)
	534959	JITLOFF Tim	40.75 (204)	9.05 (55)	7.17 (37)	26.74 (170)	538.27 (1839)
	534562	LIGETY Ted	44.25 (220)	5.34 (23)	0.60 (3)	5.20 (19)	90.63 (579)
	534748	MCDONALD Paul	249.43 (2196)	9.22 (56)	35.10 (612)	132.09 (2223)	–

LEGEND	DH Downhill	SL Slalom	GS Giant Slalom	SG Super-G	SC Super Combined
---------------	--------------------	------------------	------------------------	-------------------	--------------------------

21-12-2009 / Alta Badia (ITA) / 0817

Page 3/3

Data Processing by LONGINES

www.fis-ski.com

LONGINES Timing

Generation Date: SUN 20 DEC 2009

Time: 17:23

Document: 32E 1.0





DOLOMITI
SUPER TROPHY
MEN'S
SLALOM
21.12.2009

SÜDTIROL



AUDI FIS SKI WORLD CUP 2009



AUDI FIS SKI WORLD CUP 2009/10
Alta Badia (ITA)



2nd MEN'S SLALOM
DRAW LIST BY POINTS

MON 21 DEC 2009

Number of Competitors: 74, Number of NSA: 22 Ranked 100 in the FIS List: VOGEL M. FIS Pts: 14.12

No.	FIS Code	Name	Nation	WC SL-SL	WC SL-O	FIS-SL
1	191459	LIZEROUX Julien	FRA	494 (2)	677 (10)	0.65 (1)
2	50624	PRANGER Manfred	AUT	492 (3)	492 (17)	0.68 (2)
3	50605	HERBST Reinfried	AUT	456 (5)	456 (21)	1.12 (3)
4	292491	MOELGG Manfred	ITA	333 (6)	584 (13)	2.64 (4)
5	501111	HARGIN Mattias	SWE	325 (7)	325 (27)	2.74 (5)
6	50625	RAICH Benjamin	AUT	255 (8)	1260 (1)	3.61 (6)
7	50707	MATT Mario	AUT	254 (9)	262 (32)	3.62 (7)
8	53831	HIRSCHER Marcel	AUT	233 (10)	632 (11)	3.88 (8)
9	501017	MYHRER Andre	SWE	233 (10)	248 (35)	3.88 (9)
10	290478	ROCCA Giorgio	ITA	221 (12)	221 (44)	4.03 (10)
11	201702	NEUREUTHER Felix	GER	205 (13)	229 (42)	4.22 (11)
12	102435	JANYK Michael	CAN	196 (14)	196 (47)	4.34 (12)
13	290732	THALER Patrick	ITA	186 (15)	186 (51)	4.46 (13)
14	293098	RAZZOLI Giuliano	ITA	175 (16)	175 (55)	4.59 (14)
15	560425	VAJDIC Bernard	SLO	168 (17)	178 (54)	4.68 (15)
16	+500 534562	LIGETY Ted	USA	115 (23)	696 (9)	5.34 (19)
17	510890	ZURBRIGGEN Silvan	SUI	162 (18)	467 (19)	4.75 (16)
18	192506	MISSILLIER Steve	FRA	154 (19)	240 (39)	4.85 (17)
19	421400	MYHRE Lars Elton	NOR	116 (22)	194 (48)	5.32 (18)
20	560355	VALENCIC Mitja	SLO	103 (24)	103 (71)	5.48 (20)
21	50981	HOERL Wolfgang	AUT	85 (25)	85 (77)	5.71 (21)
22	511127	GINI Marc	SUI	82 (26)	84 (78)	5.74 (22)
23	500656	LARSSON Markus	SWE	77 (27)	244 (36)	5.80 (23)
24	50931	BECHTER Patrick	AUT	76 (28)	76 (83)	5.82 (24)
25	910000	IMBODEN Urs	MDA	67 (29)	67 (86)	5.93 (25)
26	560371	DRAGSIC Mitja	SLO	62 (30)	62 (87)	5.99 (26)
27	534040	COCHRAN Jimmy	USA	62 (30)	62 (87)	5.99 (27)
28	150644	KRYZL Krystof	CZE	57 (32)	98 (72)	6.00 (28)
29	291145	DEVILLE Cristian	ITA	53 (33)	53 (95)	6.30 (30)
30	102922	WHITE Trevor	CAN	48 (34)	48 (97)	7.35 (32)
31	+500 293006	INNERHOFER Christof	ITA	13 (57)	514 (16)	11.94 (58)
32	+500 421328	SVINDAL Aksel Lund	NOR	-	1153 (2)	9.32 (48)
33	+500 511313	JANKA Carlo	SUI	-	1082 (4)	> 38.36 (73)
34	510997	BERTHOD Marc	SUI	-	118 (67)	6.24 (29)
35	92591	ALBRECHT Kilian	BUL	33 (39)	33 (109)	7.00 (31)
36	102912	SPENCE Brad	CAN	18 (49)	18 (127)	7.42 (33)
37	192504	MERMILLOD BLONDIN Thomas	FRA	27 (42)	138 (60)	7.50 (34)

21-12-2009 / Alta Badia (ITA) / 0817

Page 1/2

Data Processing by LONGINES

www.fis-ski.com

LONGINES Timing

Generation Date: SUN 20 DEC 2009

Time: 17:23

Document: 45A 1.0



DRAW LIST BY POINTS

Number of Competitors: 74, Number of NSA: 22 Ranked 100 in the FIS List: VOGEL M. FIS Pts: 14.12

No.	FIS Code	Name	Nation	WCSL-SL	WCSL-O	FIS-SL
38	150398	BANK Ondrej	CZE	5 (65)	60 (92)	7.68 (35)
39	191640	ANSELMET Alexandre	FRA	33 (39)	33 (109)	7.84 (36)
40	150594	TREJBAL Filip	CZE	13 (57)	13 (137)	8.00 (37)
41	102239	COUSINEAU Julien	CAN	40 (36)	48 (97)	8.04 (38)
42	301709	YUASA Naoki	JPN	27 (42)	27 (113)	8.38 (39)
43	300804	MINAGAWA Kentaro	JPN	7 (64)	7 (150)	8.53 (40)
44	301312	SASAKI Akira	JPN	14 (54)	14 (135)	8.67 (41)
45	102403	SEMPLE Ryan	CAN	-	-	8.87 (42)
46	501223	BAECK Axel	SWE	16 (52)	16 (131)	9.00 (44)
47	193347	TISSOT Maxime	FRA	-	-	9.00 (43)
48	501076	OLSSON Hans	SWE	-	228 (43)	9.00 (45)
49	534959	JITLOFF Tim	USA	14 (54)	48 (97)	9.05 (46)
50	534748	MCDONALD Paul	USA	-	-	9.22 (47)
51	102456	BIGGS Patrick	CAN	24 (46)	24 (116)	9.81 (49)
52	534508	CHODOUNSKY David	USA	-	-	10.14 (50)
53	50824	DREIER Christoph	AUT	-	-	10.59 (51)
54	293797	GROSS Stefano	ITA	5 (65)	5 (157)	10.78 (52)
55	380290	SAMSAL Dalibor	CRO	8 (63)	8 (149)	10.79 (53)
56	501101	BYGGMARK Jens	SWE	32 (41)	37 (103)	10.92 (54)
57	380292	ZRNCIC-DIM Natko	CRO	26 (44)	231 (41)	11.26 (55)
58	202462	DOPFER Fritz	GER	-	-	11.48 (56)
59	250127	BJOERGVINSSON Bjoergvin	ISL	5 (65)	5 (157)	11.62 (57)
60	480736	HOROSHILOV Alexandr	RUS	20 (48)	79 (79)	12.08 (59)
61	201422	KOGLER Stefan	GER	25 (45)	25 (115)	12.23 (60)
62	192943	OBERT Anthony	FRA	-	-	12.62 (61)
63	51007	SCHOERGHOFER Philipp	AUT	-	192 (50)	12.73 (62)
64	561148	SKUBE Matic	SLO	-	-	13.15 (63)
65	193967	MUFFAT JEANDET Victor	FRA	-	-	13.71 (64)
66	50900	KOLL Alexander	AUT	13 (57)	13 (137)	> 14.18 (65)
67	220689	RYDING David	GBR	-	-	> 14.54 (66)
68	180570	ROMAR Andreas	FIN	-	-	> 15.02 (67)
69	501116	LAHDENPERAE Anton	SWE	-	-	> 15.11 (68)
70	90047	GEORGIEV Stefan	BUL	-	-	> 17.83 (69)
71	910001	ROUX Christophe	MDA	-	-	> 18.39 (70)
72	30149	SIMARI BIRKNER Cristian Javier	ARG	-	-	> 19.08 (71)
73	60160	ALAERTS Kai	BEL	-	-	> 24.52 (72)
74	460060	BARBU Alexandru	ROU	-	-	> 49.55 (74)

LEGEND		
+500	More than 500 points on WCSL-O after 15th place or after 30th place	WCSL-O Overall WCSL points
WCSL-SL	World Cup Start List points for Slalom	No. Control Number
FIS-SL	FIS points for Slalom	

21-12-2009 / Alta Badia (ITA) / 0817

Page 2/2

Data Processing by LONGINES

www.fis-ski.com

LONGINES Timing

Generation Date: SUN 20 DEC 2009

Time: 17:23

Document: 45A 1.0





AUDI FIS SKI WORLD CUP 2009

DOLOMITI SUPER TROPHY
MEN'S SLALOM
21.12.2009



AUDI FIS SKI WORLD CUP 2009/10 Alta Badia (ITA)



2nd MEN'S SLALOM 1st RUN START LIST

MON 21 DEC 2009
Start Time: 10:00

Jury

TD FIS	H. GROGL	AUT
Referee	G. HUJARA	FIS
Chief of Race	S. TIEZZA	ITA

Technical Data

Course Name	Gran Risa
Start Altitude	1625 m
Finish Altitude	1425 m
Vertical Drop	190 m
Homologation Number	7873/10/05

Race Information 1st Run


Course Setter	A. KOSTELIC	CRO
Number of Gates		
Turning Gates		
Start Time	10:00	
Forerunners	A - J. PIZZININI B - R. ROTTONARA C - F. SORARÙ	ITA ITA ITA

Race Information 2nd Run

Course Setter	D. GRASIC	CAN
Number of Gates		
Turning Gates		
Start Time	13:00	
Forerunners	A - J. PIZZININI B - R. ROTTONARA C - N. DI GENOVA	ITA ITA ITA

Number of Competitors: 74, Number of NSA: 22

Bib	FIS Code	Name	Year of Birth	Nation	Time	Ski
1	50624	PRANGER Manfred	1978	AUT		Voelkl
2	50707	MATT Mario	1979	AUT		Salomon
3	191459	LIZEROUX Julien	1979	FRA		Dynastar
4	292491	MOELGG Manfred	1982	ITA		Fischer
5	501111	HARGIN Mattias	1985	SWE		Nordica
6	50625	RAICH Benjamin	1978	AUT		Atomic
7	50605	HERBST Reinfried	1978	AUT		Blizzard
8	560425	VAJDIC Bernard	1980	SLO		Elan
9	293098	RAZZOLI Giuliano	1984	ITA		Nordica
10	501017	MYHRER Andre	1983	SWE		Nordica
11	102435	JANYK Michael	1982	CAN		Rossignol
12	201702	NEUREUTHER Felix	1984	GER		Atomic
13	290732	THALER Patrick	1978	ITA		Nordica
14	290478	ROCCA Giorgio	1975	ITA		Salomon
15	53831	HIRSCHER Marcel	1989	AUT		Atomic
16	534562	LIGETY Ted	1984	USA		Rossignol
17	510890	ZURBRIGGEN Silvan	1981	SUI		Rossignol
18	192506	MISSILLIER Steve	1984	FRA		Dynastar
19	421400	MYHRE Lars Elton	1984	NOR		Rossignol
20	560355	VALENCIC Mitja	1978	SLO		Elan
21	50981	HOERL Wolfgang	1983	AUT		Blizzard




Number of Competitors: 74, Number of NSA: 22

Bib	FIS Code	Name	Year of Birth	Nation	Time	Ski
22	511127	GINI Marc	1984	SUI		Fischer
23	500656	LARSSON Markus	1979	SWE		Head
24	50931	BECHTER Patrick	1982	AUT		Fischer
25	910000	IMBODEN Urs	1975	MDA		Fischer
26	560371	DRAGSIC Mitja	1979	SLO		Fischer
27	534040	COCHRAN Jimmy	1981	USA		Voelkl
28	150644	KRYZL Krystof	1986	CZE		Elan
29	291145	DEVILLE Cristian	1981	ITA		Voelkl
30	102922	WHITE Trevor	1984	CAN		Fischer
31	293006	INNERHOFER Christof	1984	ITA		Rossignol
32	421328	SVINDAL Aksel Lund	1982	NOR		Atomic
33	511313	JANKA Carlo	1986	SUI		Atomic
34	510997	BERTHOD Marc	1983	SUI		Atomic
35	92591	ALBRECHT Kilian	1973	BUL		Fischer
36	102912	SPENCE Brad	1984	CAN		Rossignol
37	192504	MERMILLOD BLONDIN Thomas	1984	FRA		Salomon
38	150398	BANK Ondrej	1980	CZE		Elan
39	191640	ANSELMET Alexandre	1980	FRA		Fischer
40	150594	TREJBAL Filip	1985	CZE		Dynastar
41	102239	COUSINEAU Julien	1981	CAN		Fischer
42	301709	YUASA Naoki	1983	JPN		Hart
43	300804	MINAGAWA Kentaro	1977	JPN		Atomic
44	301312	SASAKI Akira	1981	JPN		Salomon
45	102403	SEMPLER Ryan	1982	CAN		Fischer
46	501223	BAECK Axel	1987	SWE		Rossignol
47	501076	OLSSON Hans	1984	SWE		Head
48	193347	TISSOT Maxime	1986	FRA		Rossignol
49	534959	JITLOFF Tim	1985	USA		Fischer
50	534748	MCDONALD Paul	1984	USA		Voelkl
51	102456	BIGGS Patrick	1982	CAN		Fischer
52	534508	CHODOUNSKY David	1984	USA		
53	50824	DREIER Christoph	1981	AUT		
54	293797	GROSS Stefano	1986	ITA		Voelkl
55	380290	SAMSAL Dalibor	1985	CRO		Fischer
56	501101	BYGGMARK Jens	1985	SWE		
57	380292	ZRNCIC-DIM Natko	1986	CRO		Atomic
58	202462	DOPFER Fritz	1987	GER		Nordica
59	250127	BJOERGVINSSON Bjoergvin	1980	ISL		Elan
60	480736	HOROSHILOV Alexandr	1984	RUS		Fischer
61	201422	KOGLER Stefan	1981	GER		Volkl
62	192943	OBERT Anthony	1985	FRA		Dynastar
63	51007	SCHOERGHOFFER Philipp	1983	AUT		Atomic
64	561148	SKUBE Matic	1988	SLO		Rossignol
65	193967	MUFFAT JEANDET Victor	1989	FRA		Dynastar
66	50900	KOLL Alexander	1982	AUT		Salomon
67	220689	RYDING David	1986	GBR		
68	180570	ROMAR Andreas	1989	FIN		Atomic
69	501116	LAHDENPERAE Anton	1985	SWE		Nordica



Number of Competitors: 74, Number of NSA: 22

Bib	FIS Code	Name	Year of Birth	Nation	Time	Ski
70	90047	GEORGIEV Stefan	1977	BUL	_____	Salomon
71	910001	ROUX Christophe	1983	MDA	_____	Rossignol
72	30149	SIMARI BIRKNER Cristian Javier	1980	ARG	_____	
73	60160	ALAEERTS Kai	1989	BEL	_____	
74	460060	BARBU Alexandru	1987	ROU	_____	





AUDI FIS SKI WORLD CUP 2009

DOLOMITI SUPER TROPHY
MEN'S SLALOM
21.12.2009

SÜDTIROL



AUDI FIS SKI WORLD CUP 2009/10 Alta Badia (ITA)



2nd MEN'S SLALOM 1st RUN OFFICIAL RESULTS

MON 21 DEC 2009
Start Time: 10:00

Jury

TD FIS	H. GROGL	AUT
Referee	G. HUJARA	FIS
Chief of Race	S. TIEZZA	ITA

Technical Data

Course Name	Gran Risa
Start Altitude	1615 m
Finish Altitude	1425 m
Vertical Drop	190 m
Homologation Number	7873/10/05

Race Information 1st Run

Course Setter	A. KOSTELIC	CRO
Number of Gates	71	
Turning Gates	68	
Start Time	10:00	
Forerunners	A - J. PIZZININI B - R. ROTTONARA C - F. SORARÙ	ITA ITA ITA

Race Information 2nd Run

Course Setter	D. GRASIC	CAN
Number of Gates	68	
Turning Gates	66	
Start Time	13:00	
Forerunners	A - J. PIZZININI B - R. ROTTONARA C - N. DI GENOVA	ITA ITA ITA

Weather: Sunny Snow: Hard Temperature - Start: -12 °C Finish: -13 °C

Number of Competitors: 74, Number of NSA: 22

Rank	Bib	FIS Code	Name	Year of Birth	Nation	Time	Diff.	Ski
1	1	50624	PRANGER Manfred	1978	AUT	53.35		Voelkl
2	7	50605	HERBST Reinfried	1978	AUT	53.57	0.22	Blizzard
3	6	50625	RAICH Benjamin	1978	AUT	53.62	0.27	Atomic
4	17	510890	ZURBRIGGEN Silvan	1981	SUI	53.93	0.58	Rossignol
5	11	102435	JANYK Michael	1982	CAN	54.21	0.86	Rossignol
6	4	292491	MOELGG Manfred	1982	ITA	54.26	0.91	Fischer
7	22	511127	GINI Marc	1984	SUI	54.47	1.12	Fischer
8	9	293098	RAZZOLI Giuliano	1984	ITA	54.57	1.22	Nordica
9	3	191459	LIZEROUX Julien	1979	FRA	54.65	1.30	Dynastar
10	40	150594	TREJBAL Filip	1985	CZE	54.67	1.32	Dynastar
11	14	290478	ROCCA Giorgio	1975	ITA	54.74	1.39	Salomon
12	41	102239	COUSINEAU Julien	1981	CAN	54.98	1.63	Fischer
13	32	421328	SVINDAL Aksel Lund	1982	NOR	55.06	1.71	Atomic
14	51	102456	BIGGS Patrick	1982	CAN	55.12	1.77	Fischer
14	37	192504	MERMILLOD BLONDIN T.	1984	FRA	55.12	1.77	Salomon
16	27	534040	COCHRAN Jimmy	1981	USA	55.15	1.80	Voelkl
17	48	193347	TISSOT Maxime	1986	FRA	55.21	1.86	Rossignol
18	25	910000	IMBODEN Urs	1975	MDA	55.25	1.90	Fischer
19	56	501101	BYGGMARK Jens	1985	SWE	55.38	2.03	

21-12-2009 / Alta Badia (ITA) / 0817

Page 1/3

Data Processing by LONGINES

www.fis-ski.com

LONGINES Timing

Generation Date: MON 21 DEC 2009

Time: 12:07

Document: 73B 1.0



Number of Competitors: 74, Number of NSA: 22

Rank	Bib	FIS Code	Name	Year of Birth	Nation	Time	Diff.	Ski
19	42	301709	YUASA Naoki	1983	JPN	55.38	2.03	Hart
21	19	421400	MYHRE Lars Elton	1984	NOR	55.41	2.06	Rossignol
22	36	102912	SPENCE Brad	1984	CAN	55.45	2.10	Rossignol
23	13	290732	THALER Patrick	1978	ITA	55.47	2.12	Nordica
24	60	480736	HOROSHILOV Alexandr	1984	RUS	55.48	2.13	Fischer
25	46	501223	BAECK Axel	1987	SWE	55.50	2.15	Rossignol
26	43	300804	MINAGAWA Kentaro	1977	JPN	55.67	2.32	Atomic
27	20	560355	VALENCIC Mitja	1978	SLO	55.69	2.34	Elan
28	44	301312	SASAKI Akira	1981	JPN	55.73	2.38	Salomon
29	62	192943	OBERT Anthony	1985	FRA	55.77	2.42	Dynastar
30	31	293006	INNERHOFER Christof	1984	ITA	55.80	2.45	Rossignol
31	34	510997	BERTHOD Marc	1983	SUI	55.88	2.53	Atomic
32	30	102922	WHITE Trevor	1984	CAN	55.94	2.59	Fischer
33	39	191640	ANSELMET Alexandre	1980	FRA	56.11	2.76	Fischer
34	64	561148	SKUBE Matic	1988	SLO	56.31	2.96	Rossignol
35	58	202462	DOPFER Fritz	1987	GER	56.36	3.01	Nordica
36	18	192506	MISSILLIER Steve	1984	FRA	56.38	3.03	Dynastar
37	23	500656	LARSSON Markus	1979	SWE	56.46	3.11	Head
38	24	50931	BECHTER Patrick	1982	AUT	56.55	3.20	Fischer
39	16	534562	LIGETY Ted	1984	USA	56.56	3.21	Rossignol
40	38	150398	BANK Ondrej	1980	CZE	56.68	3.33	Elan
41	57	380292	ZRNCIC-DIM Natko	1986	CRO	57.09	3.74	Atomic
42	8	560425	VAJDIC Bernard	1980	SLO	57.10	3.75	Elan
43	65	193967	MUFFAT JEANDET Victor	1989	FRA	57.44	4.09	Dynastar
44	55	380290	SAMSAL Dalibor	1985	CRO	58.00	4.65	Fischer
45	71	910001	ROUX Christophe	1983	MDA	58.17	4.82	Rossignol
46	73	60160	ALAERTS Kai	1989	BEL	59.41	6.06	
47	70	90047	GEORGIEV Stefan	1977	BUL	59.44	6.09	Salomon
48	28	150644	KRYZL Krystof	1986	CZE	1:06.22	12.87	Elan

DID NOT FINISH 1st RUN: 22 competitors

2	50707	MATT Mario	1979	AUT	Salomon
5	501111	HARGIN Mattias	1985	SWE	Nordica
12	201702	NEUREUTHER Felix	1984	GER	Atomic
15	53831	HIRSCHER Marcel	1989	AUT	Atomic
21	50981	HOERL Wolfgang	1983	AUT	Blizzard
29	291145	DEVILLE Cristian	1981	ITA	Voelkl
33	511313	JANKA Carlo	1986	SUI	Atomic
45	102403	SEMPLE Ryan	1982	CAN	Fischer
47	501076	OLSSON Hans	1984	SWE	Head
49	534959	JITLOFF Tim	1985	USA	Fischer
50	534748	MCDONALD Paul	1984	USA	Voelkl
52	534508	CHODOUNSKY David	1984	USA	
53	50824	DREIER Christoph	1981	AUT	
54	293797	GROSS Stefano	1986	ITA	Voelkl
59	250127	BJOERGVINSSON Bjoergvin	1980	ISL	Elan
61	201422	KOGLER Stefan	1981	GER	Volkl
63	51007	SCHOERGHOFER Philipp	1983	AUT	Atomic
66	50900	KOLL Alexander	1982	AUT	Salomon

21-12-2009 / Alta Badia (ITA) / 0817

Page 2/3

Data Processing by LONGINES

www.fis-ski.com

LONGINES Timing

Generation Date: MON 21 DEC 2009

Time: 12:07

Document: 73B 1.0



Number of Competitors: 74, Number of NSA: 22

Rank	Bib	FIS Code	Name	Year of Birth	Nation	Time	Diff.	Ski
	67	220689	RYDING David	1986	GBR			
	68	180570	ROMAR Andreas	1989	FIN			Atomic
	69	501116	LAHDENPERAE Anton	1985	SWE			Nordica
	72	30149	SIMARI BIRKNER C.	1980	ARG			

DISQUALIFIED 1st RUN: 4 competitors

10	501017	MYHRER Andre	1983	SWE	Gate 47	Rule 629.3		Nordica
26	560371	DRAGSIC Mitja	1979	SLO		Rule 627.2		Fischer
35	92591	ALBRECHT Kilian	1973	BUL	Gate 33	Rule 629.3		Fischer
74	460060	BARBU Alexandru	1987	ROU	Gate 39	Rule 629.3		

Reason for disqualification:

- 629.3 Does not pass through the gate correctly
- 627.2 Violates the FIS Rules in regard to equipment (Art 222)





AUDI FIS SKI WORLD CUP 2009

DOLOMITI SUPER TROPHY
MEN'S SLALOM
21.12.2009

SÜDTIROL



AUDI FIS SKI WORLD CUP 2009/10 Alta Badia (ITA)



2nd MEN'S SLALOM 2nd RUN START LIST

MON 21 DEC 2009
Start Time: 13:00

Jury

TD FIS	H. GROGL	AUT
Referee	G. HUJARA	FIS
Chief of Race	S. TIEZZA	ITA

Technical Data

Course Name	Gran Risa
Start Altitude	1615 m
Finish Altitude	1425 m
Vertical Drop	190 m
Homologation Number	7873/10/05

Race Information 1st Run

Course Setter	A. KOSTELIC	CRO
Number of Gates	71	
Turning Gates	68	
Start Time	10:00	
Forerunners	A - J. PIZZININI B - R. ROTTONARA C - F. SORARÙ	ITA ITA ITA

Race Information 2nd Run

Course Setter	D. GRASIC	CAN
Number of Gates		
Turning Gates		
Start Time	13:00	
Forerunners	A - J. PIZZININI B - R. ROTTONARA C - N. DI GENOVA	ITA ITA ITA

Number of Competitors: 30, Number of NSA: 13

Start Order	Bib	FIS Code	Name	Year of Birth	Nation	1st Run	Diff.	Rank	2nd Run	Total	Ski
1	31	293006	INNERHOFER Christof	1984	ITA	55.80	2.45	30			Rossignol
2	62	192943	OBERT Anthony	1985	FRA	55.77	2.42	29			Dynastar
3	44	301312	SASAKI Akira	1981	JPN	55.73	2.38	28			Salomon
4	20	560355	VALENCIC Mitja	1978	SLO	55.69	2.34	27			Elan
5	43	300804	MINAGAWA Kentaro	1977	JPN	55.67	2.32	26			Atomic
6	46	501223	BAECK Axel	1987	SWE	55.50	2.15	25			Rossignol
7	60	480736	HOROSHILOV Alexandr	1984	RUS	55.48	2.13	24			Fischer
8	13	290732	HALER Patrick	1978	ITA	55.47	2.12	23			Nordica
9	36	102912	SPENCE Brad	1984	CAN	55.45	2.10	22			Rossignol
10	19	421400	MYHRE Lars Elton	1984	NOR	55.41	2.06	21			Rossignol
11	42	301709	YUASA Naoki	1983	JPN	55.38	2.03	19			Hart
12	56	501101	BYGGMARK Jens	1985	SWE	55.38	2.03	19			
13	25	910000	IMBODEN Urs	1975	MDA	55.25	1.90	18			Fischer
14	48	193347	TISSOT Maxime	1986	FRA	55.21	1.86	17			Rossignol
15	27	534040	COCHRAN Jimmy	1981	USA	55.15	1.80	16			Voelkl
16	37	192504	MERMILLOD BLONDIN T.	1984	FRA	55.12	1.77	14			Salomon
17	51	102456	BIGGS Patrick	1982	CAN	55.12	1.77	14			Fischer
18	32	421328	SVINDAL Aksel Lund	1982	NOR	55.06	1.71	13			Atomic
19	41	102239	COUSINEAU Julien	1981	CAN	54.98	1.63	12			Fischer
20	14	290478	ROCCA Giorgio	1975	ITA	54.74	1.39	11			Salomon
21	40	150594	TREJBAL Filip	1985	CZE	54.67	1.32	10			Dynastar

21-12-2009 / Alta Badia (ITA) / 0817

Page 1/2

Data Processing by LONGINES

www.fis-ski.com

LONGINES Timing

Generation Date: MON 21 DEC 2009

Time: 11:36

Document: 51B 1.0



Number of Competitors: 30, Number of NSA: 13

Start Order	Bib	FIS Code	Name	Year of Birth	Nation	1st Run	Diff.	Rank	2nd Run	Total	Ski
22	3	191459	LIZEROUX Julien	1979	FRA	54.65	1.30	9			Dynastar
23	9	293098	RAZZOLI Giuliano	1984	ITA	54.57	1.22	8			Nordica
24	22	511127	GINI Marc	1984	SUI	54.47	1.12	7			Fischer
25	4	292491	MOELGG Manfred	1982	ITA	54.26	0.91	6			Fischer
26	11	102435	JANYK Michael	1982	CAN	54.21	0.86	5			Rossignol
27	17	510890	ZURBRIGGEN Silvan	1981	SUI	53.93	0.58	4			Rossignol
28	6	50625	RAICH Benjamin	1978	AUT	53.62	0.27	3			Atomic
29	7	50605	HERBST Reinfried	1978	AUT	53.57	0.22	2			Blizzard
30	1	50624	PRANGER Manfred	1978	AUT	53.35	0.00	1			Voelkl





DOLOMITI
SUPER TROPHY
MEN'S
SLALOM
21.12.2009

SÜDTIROL



AUDI FIS SKI WORLD CUP 2009



AUDI FIS SKI WORLD CUP 2009/10
Alta Badia (ITA)



2nd MEN'S SLALOM 2nd RUN
OFFICIAL RESULTS

MON 21 DEC 2009
Start Time: 13:00

Jury

TD FIS	H. GROGL	AUT
Referee	G. HUJARA	FIS
Chief of Race	S. TIEZZA	ITA

Technical Data

Course Name	Gran Risa
Start Altitude	1615 m
Finish Altitude	1425 m
Vertical Drop	190 m
Homologation Number	7873/10/05

Race Information 1st Run

Course Setter	A. KOSTELIC	CRO
Number of Gates	71	
Turning Gates	68	
Start Time	10:00	
Forerunners	A - J. PIZZININI	ITA
	B - R. ROTTONARA	ITA
	C - F. SORARÙ	ITA

Race Information 2nd Run

Course Setter	D. GRASIC	CAN
Number of Gates	68	
Turning Gates	66	
Start Time	13:00	
Forerunners	A - J. PIZZININI	ITA
	B - R. ROTTONARA	ITA
	C - N. DI GENOVA	ITA

Weather: Partly Cloudy Snow: Hard Temperature - Start: -6 °C Finish: -10 °C F-factor: 600

Number of Competitors: 74, Number of NSA: 22

Rank	Bib	FIS Code	Name	Year of Birth	Nation	1st Run	2nd Run	Total	Diff.	Race Points	Ski
1	7	50605	HERBST Reinfried	1978	AUT	53.57	55.74	1:49.31		0.00	Blizzard
2	17	510890	ZURBRIGGEN Silvan	1981	SUI	53.93	55.46	1:49.39	0.08	0.44	Rossignol
3	1	50624	PRANGER Manfred	1978	AUT	53.35	56.13	1:49.48	0.17	0.93	Voelkl
4	4	292491	MOELGG Manfred	1982	ITA	54.26	55.55	1:49.81	0.50	2.74	Fischer
5	11	102435	JANYK Michael	1982	CAN	54.21	55.77	1:49.98	0.67	3.68	Rossignol
6	9	293098	RAZZOLI Giuliano	1984	ITA	54.57	55.73	1:50.30	0.99	5.43	Nordica
7	3	191459	LIZEROUX Julien	1979	FRA	54.65	55.96	1:50.61	1.30	7.14	Dynastar
8	14	290478	ROCCA Giorgio	1975	ITA	54.74	56.16	1:50.90	1.59	8.73	Salomon
9	27	534040	COCHRAN Jimmy	1981	USA	55.15	55.86	1:51.01	1.70	9.33	Voelkl
10	46	501223	BAECK Axel	1987	SWE	55.50	55.57	1:51.07	1.76	9.66	Rossignol
11	13	290732	THALER Patrick	1978	ITA	55.47	55.81	1:51.28	1.97	10.81	Nordica
12	36	102912	SPENCE Brad	1984	CAN	55.45	55.96	1:51.41	2.10	11.53	Rossignol
13	56	501101	BYGGMARK Jens	1985	SWE	55.38	56.06	1:51.44	2.13	11.69	
14	40	150594	TREJBAL Filip	1985	CZE	54.67	56.84	1:51.51	2.20	12.08	Dynastar
15	48	193347	TISSOT Maxime	1986	FRA	55.21	56.35	1:51.56	2.25	12.35	Rossignol
16	44	301312	SASAKI Akira	1981	JPN	55.73	55.85	1:51.58	2.27	12.46	Salomon
17	41	102239	COUSINEAU Julien	1981	CAN	54.98	56.73	1:51.71	2.40	13.17	Fischer
18	19	421400	MYHRE Lars Elton	1984	NOR	55.41	56.37	1:51.78	2.47	13.56	Rossignol

#409

21-12-2009 / Alta Badia (ITA) / 0817

Page 1/3

Data Processing by LONGINES

www.fis-ski.com

LONGINES Timing

Generation Date: MON 21 DEC 2009

Time: 13:48

Document: 73C 1.0



Number of Competitors: 74, Number of NSA: 22

Rank	Bib	FIS Code	Name	Year of Birth	Nation	1st Run	2nd Run	Total	Diff.	Race Points	Ski
19	62	192943	OBERT Anthony	1985	FRA	55.77	56.08	1:51.85	2.54	13.94	Dynastar
20	22	511127	GINI Marc	1984	SUI	54.47	57.44	1:51.91	2.60	14.27	Fischer
21	51	102456	BIGGS Patrick	1982	CAN	55.12	56.97	1:52.09	2.78	15.26	Fischer
22	32	421328	SVINDAL Aksel Lund	1982	NOR	55.06	57.06	1:52.12	2.81	15.42	Atomic
23	42	301709	YUASA Naoki	1983	JPN	55.38	56.85	1:52.23	2.92	16.03	Hart
24	43	300804	MINAGAWA Kentaro	1977	JPN	55.67	56.85	1:52.52	3.21	17.62	Atomic
24	20	560355	VALENCIC Mitja	1978	SLO	55.69	56.83	1:52.52	3.21	17.62	Elan
26	37	192504	MERMILLOD BLONDIN T.	1984	FRA	55.12	57.52	1:52.64	3.33	18.28	Salomon
27	31	293006	INNERHOFER Christof	1984	ITA	55.80	56.89	1:52.69	3.38	18.55	Rossignol
28	25	910000	IMBODEN Urs	1975	MDA	55.25	57.87	1:53.12	3.81	20.91	Fischer
29	60	480736	HOROSHILOV Alexandr	1984	RUS	55.48	57.97	1:53.45	4.14	22.72	Fischer

DID NOT QUALIFY FOR 2nd RUN: 18 competitors

34	510997	BERTHOD Marc	1983	SUI	55.88						Atomic
30	102922	WHITE Trevor	1984	CAN	55.94						Fischer
39	191640	ANSELMET Alexandre	1980	FRA	56.11						Fischer
64	561148	SKUBE Matic	1988	SLO	56.31						Rossignol
58	202462	DOPFER Fritz	1987	GER	56.36						Nordica
18	192506	MISSILLIER Steve	1984	FRA	56.38						Dynastar
23	500656	LARSSON Markus	1979	SWE	56.46						Head
24	50931	BECHTER Patrick	1982	AUT	56.55						Fischer
16	534562	LIGETY Ted	1984	USA	56.56						Rossignol
38	150398	BANK Ondrej	1980	CZE	56.68						Elan
57	380292	ZRNCIC-DIM Natko	1986	CRO	57.09						Atomic
8	560425	VAJDIC Bernard	1980	SLO	57.10						Elan
65	193967	MUFFAT JEANDET Victor	1989	FRA	57.44						Dynastar
55	380290	SAMSAL Dalibor	1985	CRO	58.00						Fischer
71	910001	ROUX Christophe	1983	MDA	58.17						Rossignol
73	60160	ALAERTS Kai	1989	BEL	59.41						
70	90047	GEORGIEV Stefan	1977	BUL	59.44						Salomon
28	150644	KRYZL Krystof	1986	CZE	1:06.22						Elan

DID NOT FINISH 1st RUN: 22 competitors

2	50707	MATT Mario	1979	AUT							Salomon
5	501111	HARGIN Mattias	1985	SWE							Nordica
12	201702	NEUREUTHER Felix	1984	GER							Atomic
15	53831	HIRSCHER Marcel	1989	AUT							Atomic
21	50981	HOERL Wolfgang	1983	AUT							Blizzard
29	291145	DEVILLE Cristian	1981	ITA							Voelkl
33	511313	JANKA Carlo	1986	SUI							Atomic
45	102403	SEMPLE Ryan	1982	CAN							Fischer
47	501076	OLSSON Hans	1984	SWE							Head
49	534959	JITLOFF Tim	1985	USA							Fischer
50	534748	MCDONALD Paul	1984	USA							Voelkl
52	534508	CHODOUNSKY David	1984	USA							
53	50824	DREIER Christoph	1981	AUT							
54	293797	GROSS Stefano	1986	ITA							Voelkl
59	250127	BJOERGVINSSON Bjoergvin	1980	ISL							Elan

#409

Number of Competitors: 74, Number of NSA: 22

Rank	Bib	FIS Code	Name	Year of Birth	Nation	1st Run	2nd Run	Total	Diff.	Race Points	Ski
	61	201422	KOGLER Stefan	1981	GER						Volkl
	63	51007	SCHOERGHOFFER Philipp	1983	AUT						Atomic
	66	50900	KOLL Alexander	1982	AUT						Salomon
	67	220689	RYDING David	1986	GBR						
	68	180570	ROMAR Andreas	1989	FIN						Atomic
	69	501116	LAHDENPERAE Anton	1985	SWE						Nordica
	72	30149	SIMARI BIRKNER C.	1980	ARG						

DISQUALIFIED 1st RUN: 4 competitors

10	501017	MYHRER Andre	1983	SWE		Gate 47		Rule 629.3			Nordica
26	560371	DRAGSIC Mitja	1979	SLO				Rule 627.2			Fischer
35	92591	ALBRECHT Kilian	1973	BUL		Gate 33		Rule 629.3			Fischer
74	460060	BARBU Alexandru	1987	ROU		Gate 39		Rule 629.3			

DID NOT FINISH 2nd RUN: 1 competitor

6	50625	RAICH Benjamin	1978	AUT							Atomic
---	-------	-----------------------	------	-----	--	--	--	--	--	--	--------

Reason for disqualification:

629.3 Does not pass through the gate correctly

627.2 Violates the FIS Rules in regard to equipment (Art 222)

Technical Delegate:
H. GROGL (AUT) #409





AUDI FIS SKI WORLD CUP 2009

DOLOMITI SUPER TROPHY
MEN'S SLALOM
21.12.2009



AUDI FIS SKI WORLD CUP 2009/10 Alta Badia (ITA)



2nd MEN'S SLALOM PENALTY CALCULATION

MON 21 DEC 2009

Best 10 at Finish

Rank	Bib	FIS Code	Name	Nation	FIS Points	Best 5	Race Points
1	7	50605	HERBST Reinfried	AUT	1.12	1.12	0.00
2	17	510890	ZURBRIGGEN Silvan	SUI	4.75		
3	1	50624	PRANGER Manfred	AUT	0.68	0.68	0.93
4	4	292491	MOELGG Manfred	ITA	2.64	2.64	2.74
5	11	102435	JANYK Michael	CAN	4.34		
6	9	293098	RAZZOLI Giuliano	ITA	4.59		
7	3	191459	LIZEROUX Julien	FRA	0.65	0.65	7.14
8	14	290478	ROCCA Giorgio	ITA	4.03	4.03	8.73
9	27	534040	COCHRAN Jimmy	USA	5.99		
10	46	501223	BAECK Axel	SWE	9.00		


Best 5 FIS Points at Start

Rank	Bib	FIS Code	Name	Nation	FIS Points
7	3	191459	LIZEROUX Julien	FRA	0.65
3	1	50624	PRANGER Manfred	AUT	0.68
1	7	50605	HERBST Reinfried	AUT	1.12
4	4	292491	MOELGG Manfred	ITA	2.64
DNF	5	501111	HARGIN Mattias	SWE	2.74

TOTALS:

FIS Points of Best 5 at Start (B)	7.83		
FIS Points of Best at Finish in Top 10 (A)		9.12	
Race Points of Corresponding Competitors (C)			19.54
Calculated Penalty (A+B-C) : 10 =>	-0.259		
Rounded	-0.26		
Category Adder	0.00		
Correction Value (Z)	0.00		
Calculated Penalty	-0.26		
Penalty Applied	0.00		

Technical Delegate:
H. GROGL (AUT) #409





AUDI FIS SKI WORLD CUP 2009

DOLOMITI SUPER TROPHY
MEN'S SLALOM
21.12.2009



AUDI FIS SKI WORLD CUP 2009/10 Alta Badia (ITA)



2nd MEN'S SLALOM 2nd RUN PERFORMANCE ANALYSIS 1

MON 21 DEC 2009

Number of Competitors: 29

Rank	Bib	Name Ski	Nation	Positions			Partials			Difference Time
				Pos.	Time	Rank	Pos.	Time	Rank	
1	7	HERBST Reinfried Blizzard	AUT	Run1:	Int1:	16.11 (1)	I1-I2:	19.25 (2)	0.00	
					Int2:	35.36 (2)	I2-Fin:	18.21 (4)	0.18	
					Fin:	53.57 (2)			0.22	
				Run2:	Int1:	16.71 (9)	I1-I2:	19.92 (6)	0.19	
					Int2:	36.63 (5)	I2-Fin:	19.11 (9)	0.44	
					Fin:	55.74 (5)			0.28	
	Total:	Int1:	1:10.28 (2)			0.15				
		Int2:	1:30.20 (1)			0.00				
		Fin:	1:49.31 (1)			0.00				
2	17	ZURBRIGGEN Silvan Rossignol	SUI	Run1:	Int1:	16.38 (6)	I1-I2:	19.41 (3)	0.27	
					Int2:	35.79 (4)	I2-Fin:	18.14 (1)	0.61	
					Fin:	53.93 (3)			0.58	
				Run2:	Int1:	17.10 (25)	I1-I2:	19.69 (3)	0.58	
					Int2:	36.79 (10)	I2-Fin:	18.67 (1)	0.60	
					Fin:	55.46 (1)			0.00	
	Total:	Int1:	1:11.03 (5)			0.90				
		Int2:	1:30.72 (4)			0.52				
		Fin:	1:49.39 (2)			0.08				
3	1	PRANGER Manfred Voelkl	AUT	Run1:	Int1:	16.23 (3)	I1-I2:	18.95 (1)	0.12	
					Int2:	35.18 (1)	I2-Fin:	18.17 (2)	0.00	
					Fin:	53.35 (1)			0.00	
				Run2:	Int1:	16.78 (11)	I1-I2:	20.25 (17)	0.26	
					Int2:	37.03 (15)	I2-Fin:	19.10 (8)	0.84	
					Fin:	56.13 (14)			0.67	
	Total:	Int1:	1:10.13 (1)			0.00				
		Int2:	1:30.38 (2)			0.18				
		Fin:	1:49.48 (3)			0.17				
4	4	MOELGG Manfred Fischer	ITA	Run1:	Int1:	16.31 (4)	I1-I2:	19.41 (3)	0.20	
					Int2:	35.72 (3)	I2-Fin:	18.54 (16)	0.54	
					Fin:	54.26 (5)			0.91	
				Run2:	Int1:	16.84 (13)	I1-I2:	19.66 (2)	0.32	
					Int2:	36.50 (4)	I2-Fin:	19.05 (5)	0.31	
					Fin:	55.55 (2)			0.09	
	Total:	Int1:	1:11.10 (6)			0.97				
		Int2:	1:30.76 (5)			0.56				
		Fin:	1:49.81 (4)			0.50				



Number of Competitors: 29

Rank	Bib	Name Ski	Nation	Positions			Partials			Difference		
				Pos.	Time	Rank	Pos.	Time	Rank	Time		
5	11	JANYK Michael Rossignol	CAN	Run1:	Int1:	16.45	(7)	I1-I2:	19.46	(5)	0.34	
					Int2:	35.91	(5)		I2-Fin:	18.30	(6)	0.73
					Fin:	54.21	(4)					0.86
				Run2:	Int1:	16.64	(5)	I1-I2:	19.82	(4)	0.12	
					Int2:	36.46	(3)		I2-Fin:	19.31	(13)	0.27
					Fin:	55.77	(6)					0.31
Total:	Int1:	1:10.85	(3)				0.72					
	Int2:	1:30.67	(3)				0.47					
	Fin:	1:49.98	(5)				0.67					
6	9	RAZZOLI Giuliano Nordica	ITA	Run1:	Int1:	16.83	(17)	I1-I2:	19.48	(6)	0.72	
					Int2:	36.31	(9)		I2-Fin:	18.26	(5)	1.13
					Fin:	54.57	(7)					1.22
				Run2:	Int1:	16.94	(18)	I1-I2:	20.03	(12)	0.42	
					Int2:	36.97	(13)		I2-Fin:	18.76	(3)	0.78
					Fin:	55.73	(4)					0.27
Total:	Int1:	1:11.51	(9)				1.38					
	Int2:	1:31.54	(8)				1.34					
	Fin:	1:50.30	(6)				0.99					
7	3	LIZEROUX Julien Dynastar	FRA	Run1:	Int1:	16.36	(5)	I1-I2:	19.82	(15)	0.25	
					Int2:	36.18	(7)		I2-Fin:	18.47	(12)	1.00
					Fin:	54.65	(8)					1.30
				Run2:	Int1:	16.69	(7)	I1-I2:	20.02	(10)	0.17	
					Int2:	36.71	(8)		I2-Fin:	19.25	(12)	0.52
					Fin:	55.96	(10)					0.50
Total:	Int1:	1:11.34	(7)				1.21					
	Int2:	1:31.36	(7)				1.16					
	Fin:	1:50.61	(7)				1.30					
8	14	ROCCA Giorgio Salomon	ITA	Run1:	Int1:	16.71	(13)	I1-I2:	19.86	(18)	0.60	
					Int2:	36.57	(15)		I2-Fin:	18.17	(2)	1.39
					Fin:	54.74	(10)					1.39
				Run2:	Int1:	16.72	(10)	I1-I2:	20.37	(19)	0.20	
					Int2:	37.09	(16)		I2-Fin:	19.07	(7)	0.90
					Fin:	56.16	(15)					0.70
Total:	Int1:	1:11.46	(8)				1.33					
	Int2:	1:31.83	(9)				1.63					
	Fin:	1:50.90	(8)				1.59					
9	27	COCHRAN Jimmy Voelkl	USA	Run1:	Int1:	16.54	(9)	I1-I2:	19.94	(21)	0.43	
					Int2:	36.48	(11)		I2-Fin:	18.67	(23)	1.30
					Fin:	55.15	(15)					1.80
				Run2:	Int1:	16.62	(4)	I1-I2:	19.57	(1)	0.10	
					Int2:	36.19	(1)		I2-Fin:	19.67	(24)	0.00
					Fin:	55.86	(9)					0.40
Total:	Int1:	1:11.77	(12)				1.64					
	Int2:	1:31.34	(6)				1.14					
	Fin:	1:51.01	(9)				1.70					
10	46	BAECK Axel Rossignol	SWE	Run1:	Int1:	16.99	(23)	I1-I2:	20.08	(26)	0.88	
					Int2:	37.07	(26)		I2-Fin:	18.43	(9)	1.89
					Fin:	55.50	(24)					2.15
				Run2:	Int1:	16.90	(15)	I1-I2:	20.00	(9)	0.38	
					Int2:	36.90	(11)		I2-Fin:	18.67	(1)	0.71
					Fin:	55.57	(3)					0.11
Total:	Int1:	1:12.40	(20)				2.27					
	Int2:	1:32.40	(18)				2.20					
	Fin:	1:51.07	(10)				1.76					

Number of Competitors: 29

Rank	Bib	Name Ski	Nation	Positions			Partials			Difference
				Pos.	Time	Rank	Pos.	Time	Rank	Time
11	13	THALER Patrick Nordica	ITA	Run1:	Int1:	17.20 (29)	I1-I2:	19.59 (8)	1.09	
					Int2:	36.79 (19)		I2-Fin:	18.68 (24)	1.61
					Fin:	55.47 (22)				2.12
				Run2:	Int1:	16.88 (14)	I1-I2:	19.88 (5)	0.36	
					Int2:	36.76 (9)		I2-Fin:	19.05 (5)	0.57
					Fin:	55.81 (7)				0.35
Total:	Int1:	1:12.35 (19)			2.22					
	Int2:	1:32.23 (17)			2.03					
	Fin:	1:51.28 (11)			1.97					
12	36	SPENCE Brad Rossignol	CAN	Run1:	Int1:	16.53 (8)	I1-I2:	20.07 (25)	0.42	
					Int2:	36.60 (17)		I2-Fin:	18.85 (27)	1.42
					Fin:	55.45 (21)				2.10
				Run2:	Int1:	16.58 (3)	I1-I2:	20.06 (13)	0.06	
					Int2:	36.64 (6)		I2-Fin:	19.32 (14)	0.45
					Fin:	55.96 (10)				0.50
Total:	Int1:	1:12.03 (14)			1.90					
	Int2:	1:32.09 (12)			1.89					
	Fin:	1:51.41 (12)			2.10					
13	56	BYGGMARK Jens	SWE	Run1:	Int1:	16.70 (12)	I1-I2:	20.15 (27)	0.59	
					Int2:	36.85 (20)		I2-Fin:	18.53 (15)	1.67
					Fin:	55.38 (18)				2.03
				Run2:	Int1:	16.66 (6)	I1-I2:	20.02 (10)	0.14	
					Int2:	36.68 (7)		I2-Fin:	19.38 (16)	0.49
					Fin:	56.06 (12)				0.60
Total:	Int1:	1:12.04 (15)			1.91					
	Int2:	1:32.06 (10)			1.86					
	Fin:	1:51.44 (13)			2.13					
14	40	TREJBAL Filip Dynastar	CZE	Run1:	Int1:	16.75 (15)	I1-I2:	19.49 (7)	0.64	
					Int2:	36.24 (8)		I2-Fin:	18.43 (9)	1.06
					Fin:	54.67 (9)				1.32
				Run2:	Int1:	16.91 (16)	I1-I2:	20.48 (23)	0.39	
					Int2:	37.39 (23)		I2-Fin:	19.45 (18)	1.20
					Fin:	56.84 (20)				1.38
Total:	Int1:	1:11.58 (10)			1.45					
	Int2:	1:32.06 (10)			1.86					
	Fin:	1:51.51 (14)			2.20					
15	48	TISSOT Maxime Rossignol	FRA	Run1:	Int1:	16.93 (21)	I1-I2:	19.93 (20)	0.82	
					Int2:	36.86 (21)		I2-Fin:	18.35 (8)	1.68
					Fin:	55.21 (16)				1.86
				Run2:	Int1:	17.04 (23)	I1-I2:	19.96 (8)	0.52	
					Int2:	37.00 (14)		I2-Fin:	19.35 (15)	0.81
					Fin:	56.35 (16)				0.89
Total:	Int1:	1:12.25 (17)			2.12					
	Int2:	1:32.21 (15)			2.01					
	Fin:	1:51.56 (15)			2.25					
16	44	SASAKI Akira Salomon	JPN	Run1:	Int1:	16.74 (14)	I1-I2:	20.28 (29)	0.63	
					Int2:	37.02 (25)		I2-Fin:	18.71 (25)	1.84
					Fin:	55.73 (27)				2.38
				Run2:	Int1:	16.53 (2)	I1-I2:	19.92 (6)	0.01	
					Int2:	36.45 (2)		I2-Fin:	19.40 (17)	0.26
					Fin:	55.85 (8)				0.39
Total:	Int1:	1:12.26 (18)			2.13					
	Int2:	1:32.18 (14)			1.98					
	Fin:	1:51.58 (16)			2.27					

Number of Competitors: 29

Rank	Bib	Name Ski	Nation	Positions			Partials			Difference		
				Pos.	Time	Rank	Pos.	Time	Rank	Time		
17	41	COUSINEAU Julien Fischer	CAN	Run1:	Int1:	16.58	(10)	I1-I2:	19.92	(19)	0.47	
					Int2:	36.50	(14)		I2-Fin:	18.48	(13)	1.32
					Fin:	54.98	(11)				1.63	
				Run2:	Int1:	16.70	(8)	I1-I2:	20.54	(25)	0.18	
					Int2:	37.24	(18)		I2-Fin:	19.49	(19)	1.05
					Fin:	56.73	(18)				1.27	
Total:	Int1:	1:11.68	(11)				1.55					
	Int2:	1:32.22	(16)				2.02					
	Fin:	1:51.71	(17)				2.40					
18	19	MYHRE Lars Elton Rossignol	NOR	Run1:	Int1:	16.87	(19)	I1-I2:	20.06	(23)	0.76	
					Int2:	36.93	(24)		I2-Fin:	18.48	(13)	1.75
					Fin:	55.41	(20)				2.06	
				Run2:	Int1:	16.99	(20)	I1-I2:	20.51	(24)	0.47	
					Int2:	37.50	(25)		I2-Fin:	18.87	(4)	1.31
					Fin:	56.37	(17)				0.91	
Total:	Int1:	1:12.40	(20)				2.27					
	Int2:	1:32.91	(24)				2.71					
	Fin:	1:51.78	(18)				2.47					
19	62	OBERT Anthony Dynastar	FRA	Run1:	Int1:	16.95	(22)	I1-I2:	20.18	(28)	0.84	
					Int2:	37.13	(27)		I2-Fin:	18.64	(21)	1.95
					Fin:	55.77	(28)				2.42	
				Run2:	Int1:	16.78	(11)	I1-I2:	20.15	(14)	0.26	
					Int2:	36.93	(12)		I2-Fin:	19.15	(11)	0.74
					Fin:	56.08	(13)				0.62	
Total:	Int1:	1:12.55	(26)				2.42					
	Int2:	1:32.70	(21)				2.50					
	Fin:	1:51.85	(19)				2.54					
20	22	GINI Marc Fischer	SUI	Run1:	Int1:	16.22	(2)	I1-I2:	19.80	(13)	0.11	
					Int2:	36.02	(6)		I2-Fin:	18.45	(11)	0.84
					Fin:	54.47	(6)				1.12	
				Run2:	Int1:	16.52	(1)	I1-I2:	21.16	(29)	0.00	
					Int2:	37.68	(26)		I2-Fin:	19.76	(27)	1.49
					Fin:	57.44	(26)				1.98	
Total:	Int1:	1:10.99	(4)				0.86					
	Int2:	1:32.15	(13)				1.95					
	Fin:	1:51.91	(20)				2.60					
21	51	BIGGS Patrick Fischer	CAN	Run1:	Int1:	16.87	(19)	I1-I2:	19.71	(11)	0.76	
					Int2:	36.58	(16)		I2-Fin:	18.54	(16)	1.40
					Fin:	55.12	(13)				1.77	
				Run2:	Int1:	17.02	(22)	I1-I2:	20.46	(22)	0.50	
					Int2:	37.48	(24)		I2-Fin:	19.49	(19)	1.29
					Fin:	56.97	(24)				1.51	
Total:	Int1:	1:12.14	(16)				2.01					
	Int2:	1:32.60	(20)				2.40					
	Fin:	1:52.09	(21)				2.78					
22	32	SVINDAL Aksel Lund Atomic	NOR	Run1:	Int1:	16.63	(11)	I1-I2:	19.85	(17)	0.52	
					Int2:	36.48	(11)		I2-Fin:	18.58	(20)	1.30
					Fin:	55.06	(12)				1.71	
				Run2:	Int1:	16.91	(16)	I1-I2:	20.45	(21)	0.39	
					Int2:	37.36	(21)		I2-Fin:	19.70	(26)	1.17
					Fin:	57.06	(25)				1.60	
Total:	Int1:	1:11.97	(13)				1.84					
	Int2:	1:32.42	(19)				2.22					
	Fin:	1:52.12	(22)				2.81					

Number of Competitors: 29

Rank	Bib	Name Ski	Nation	Positions			Partials			Difference	
				Pos.	Time	Rank	Pos.	Time	Rank	Time	
23	42	YUASA Naoki Hart	JPN	Run1:	Int1:	16.75 (15)	I1-I2:	19.73 (12)		0.64	
					Int2:	36.48 (11)		I2-Fin:		18.90 (28)	1.30
					Fin:	55.38 (18)					2.03
				Run2:	Int1:	17.12 (26)	I1-I2:	20.59 (26)		0.60	
					Int2:	37.71 (27)		I2-Fin:		19.14 (10)	1.52
					Fin:	56.85 (21)					1.39
Total:	Int1:	1:12.50 (24)				2.37					
	Int2:	1:33.09 (27)				2.89					
	Fin:	1:52.23 (23)				2.92					
24	43	MINAGAWA Kentaro Atomic	JPN	Run1:	Int1:	17.08 (26)	I1-I2:	19.81 (14)		0.97	
					Int2:	36.89 (22)		I2-Fin:		18.78 (26)	1.71
					Fin:	55.67 (25)					2.32
				Run2:	Int1:	16.97 (19)	I1-I2:	20.38 (20)		0.45	
					Int2:	37.35 (19)		I2-Fin:		19.50 (21)	1.16
					Fin:	56.85 (21)					1.39
Total:	Int1:	1:12.64 (27)				2.51					
	Int2:	1:33.02 (25)				2.82					
	Fin:	1:52.52 (24)				3.21					
24	20	VALENCIC Mitja Elan	SLO	Run1:	Int1:	17.07 (24)	I1-I2:	20.06 (23)		0.96	
					Int2:	37.13 (27)		I2-Fin:		18.56 (18)	1.95
					Fin:	55.69 (26)					2.34
				Run2:	Int1:	17.01 (21)	I1-I2:	20.15 (14)		0.49	
					Int2:	37.16 (17)		I2-Fin:		19.67 (24)	0.97
					Fin:	56.83 (19)					1.37
Total:	Int1:	1:12.70 (28)				2.57					
	Int2:	1:32.85 (23)				2.65					
	Fin:	1:52.52 (24)				3.21					
26	37	MERMILLOD BLONDIN T. Salomon	FRA	Run1:	Int1:	16.84 (18)	I1-I2:	19.63 (10)		0.73	
					Int2:	36.47 (10)		I2-Fin:		18.65 (22)	1.29
					Fin:	55.12 (13)					1.77
				Run2:	Int1:	17.35 (29)	I1-I2:	20.61 (27)		0.83	
					Int2:	37.96 (28)		I2-Fin:		19.56 (23)	1.77
					Fin:	57.52 (27)					2.06
Total:	Int1:	1:12.47 (22)				2.34					
	Int2:	1:33.08 (26)				2.88					
	Fin:	1:52.64 (26)				3.33					
27	31	INNERHOFER Christof Rossignol	ITA	Run1:	Int1:	17.07 (24)	I1-I2:	19.83 (16)		0.96	
					Int2:	36.90 (23)		I2-Fin:		18.90 (28)	1.72
					Fin:	55.80 (29)					2.45
				Run2:	Int1:	17.20 (27)	I1-I2:	20.16 (16)		0.68	
					Int2:	37.36 (21)		I2-Fin:		19.53 (22)	1.17
					Fin:	56.89 (23)					1.43
Total:	Int1:	1:13.00 (29)				2.87					
	Int2:	1:33.16 (28)				2.96					
	Fin:	1:52.69 (27)				3.38					
28	25	IMBODEN Urs Fischer	MDA	Run1:	Int1:	17.08 (26)	I1-I2:	19.61 (9)		0.97	
					Int2:	36.69 (18)		I2-Fin:		18.56 (18)	1.51
					Fin:	55.25 (17)					1.90
				Run2:	Int1:	17.23 (28)	I1-I2:	20.73 (28)		0.71	
					Int2:	37.96 (28)		I2-Fin:		19.91 (28)	1.77
					Fin:	57.87 (28)					2.41
Total:	Int1:	1:12.48 (23)				2.35					
	Int2:	1:33.21 (29)				3.01					
	Fin:	1:53.12 (28)				3.81					

Number of Competitors: 29

Rank	Bib	Name Ski	Nation	Positions			Partials			Difference	
				Pos.	Time	Rank	Pos.	Time	Rank	Time	
29	60	HOROSHILOV Alexandr Fischer	RUS	Run1:	Int1:	17.14	(28)	I1-I2:	20.01	(22)	1.03
					Int2:	37.15	(29)	I2-Fin:	18.33	(7)	1.97
					Fin:	55.48	(23)				2.13
				Run2:	Int1:	17.05	(24)	I1-I2:	20.30	(18)	0.53
					Int2:	37.35	(19)	I2-Fin:	20.62	(29)	1.16
					Fin:	57.97	(29)				2.51
				Total:	Int1:	1:12.53	(25)				2.40
					Int2:	1:32.83	(22)				2.63
					Fin:	1:53.45	(29)				4.14

LEGEND	Pos Intermediate or Speed Position	Int1: Intermediate 1	Run2 Second Run	Run1 First Run	Fin: Finish
Total First + Second Run		Int2: Intermediate 2			





AUDI FIS SKI WORLD CUP 2009

DOLOMITI SUPER TROPHY
MEN'S SLALOM
21.12.2009AUDI FIS SKI WORLD CUP 2009/10
Alta Badia (ITA)2nd MEN'S SLALOM 2nd RUN
PERFORMANCE ANALYSIS 2

MON 21 DEC 2009

Number of Competitors: 74

Bib	Name Ski	Nation	Positions			Partials			Difference Time		
			Pos.	Time	Rank	Pos.	Time	Rank			
1	PRANGER Manfred Voelki	AUT	Run1:	Int1:	16.23	(3)	I1-I2:	18.95	(1)	0.12	
				Int2:	35.18	(1)		I2-Fin:	18.17	(3)	0.00
				Fin:	53.35	(1)					0.00
			Run2:	Int1:	16.78	(11)	I1-I2:	20.25	(17)	0.26	
				Int2:	37.03	(15)		I2-Fin:	19.10	(8)	0.84
				Fin:	56.13	(14)					0.67
Total:	Int1:	1:10.13	(1)				0.00				
	Int2:	1:30.38	(2)				0.18				
	Fin:	1:49.48	(3)				0.17				
2	MATT Mario Salomon	AUT	Run1:	Int1:	17.04	(32)	I1-I2:			0.93	
				Int2:				I2-Fin:			
				Fin:	DNF						
			Run2:	Int1:			I1-I2:				
				Int2:				I2-Fin:			
				Fin:	DNF						
Total:	Int1:										
	Int2:										
	Fin:	DNF									
3	LIZEROUX Julien Dynastar	FRA	Run1:	Int1:	16.36	(8)	I1-I2:	19.82	(19)	0.25	
				Int2:	36.18	(10)		I2-Fin:	18.47	(16)	1.00
				Fin:	54.65	(9)					1.30
			Run2:	Int1:	16.69	(7)	I1-I2:	20.02	(10)	0.17	
				Int2:	36.71	(8)		I2-Fin:	19.25	(12)	0.52
				Fin:	55.96	(10)					0.50
Total:	Int1:	1:11.34	(8)				1.21				
	Int2:	1:31.36	(7)				1.16				
	Fin:	1:50.61	(7)				1.30				
4	MOELGG Manfred Fischer	ITA	Run1:	Int1:	16.31	(6)	I1-I2:	19.41	(5)	0.20	
				Int2:	35.72	(5)		I2-Fin:	18.54	(21)	0.54
				Fin:	54.26	(6)					0.91
			Run2:	Int1:	16.84	(14)	I1-I2:	19.66	(2)	0.32	
				Int2:	36.50	(4)		I2-Fin:	19.05	(5)	0.31
				Fin:	55.55	(2)					0.09
Total:	Int1:	1:11.10	(7)				0.97				
	Int2:	1:30.76	(5)				0.56				
	Fin:	1:49.81	(4)				0.50				



Number of Competitors: 74

Bib	Name Ski	Nation	Positions			Partials			Difference Time
			Pos.	Time	Rank	Pos.	Time	Rank	
5	HARGIN Mattias Nordica	SWE	Run1:	Int1:	17.04	(32)	I1-I2:		0.93
				Int2:			I2-Fin:		
				Fin:	DNF				
			Run2:	Int1:			I1-I2:		
				Int2:			I2-Fin:		
	Fin:	DNF							
	Total:	Int1:							
		Int2:							
		Fin:	DNF						
6	RAICH Benjamin Atomic	AUT	Run1:	Int1:	16.27	(4)	I1-I2:	19.28 (3)	0.16
				Int2:	35.55	(3)	I2-Fin:	18.07 (1)	
				Fin:	53.62	(3)			
			Run2:	Int1:	16.82	(13)	I1-I2:		
				Int2:			I2-Fin:		
	Fin:	DNF							
	Total:	Int1:							
		Int2:							
		Fin:	DNF						
7	HERBST Reinfried Blizzard	AUT	Run1:	Int1:	16.11	(1)	I1-I2:	19.25 (2)	0.00
				Int2:	35.36	(2)	I2-Fin:	18.21 (5)	
				Fin:	53.57	(2)			
			Run2:	Int1:	16.71	(9)	I1-I2:	19.92 (6)	
				Int2:	36.63	(5)	I2-Fin:	19.11 (9)	
	Fin:	55.74	(5)						
	Total:	Int1:	1:10.28	(2)					
		Int2:	1:30.20	(1)					
		Fin:	1:49.31	(1)					
8	VAJDIC Bernard Elan	SLO	Run1:	Int1:	17.34	(48)	I1-I2:	20.62 (48)	1.23
				Int2:	37.96	(45)	I2-Fin:	19.14 (45)	
				Fin:	57.10	(42)			
			Run2:	Int1:			I1-I2:		
				Int2:			I2-Fin:		
	Fin:	DNQ							
	Total:	Int1:							
		Int2:							
		Fin:	DNQ						
9	RAZZOLI Giuliano Nordica	ITA	Run1:	Int1:	16.83	(24)	I1-I2:	19.48 (8)	0.72
				Int2:	36.31	(12)	I2-Fin:	18.26 (6)	
				Fin:	54.57	(8)			
			Run2:	Int1:	16.94	(19)	I1-I2:	20.03 (12)	
				Int2:	36.97	(13)	I2-Fin:	18.76 (3)	
	Fin:	55.73	(4)						
	Total:	Int1:	1:11.51	(10)					
		Int2:	1:31.54	(8)					
		Fin:	1:50.30	(6)					
10	MYHRER Andre Nordica	SWE	Run1:	Int1:	16.29	(5)	I1-I2:	19.40 (4)	0.18
				Int2:	35.69	(4)	I2-Fin:	18.96 (43)	
				Fin:	54.65	(0)			
			Run2:	Int1:			I1-I2:		
				Int2:			I2-Fin:		
	Fin:			DQ					
	Total:	Int1:							
		Int2:							
		Fin:							

Number of Competitors: 74

Bib	Name Ski	Nation	Positions			Partials			Difference	
			Pos.	Time	Rank	Pos.	Time	Rank	Time	
11	JANYK Michael Rossignol	CAN	Run1:	Int1:	16.45	(10)	I1-I2:	19.46	(7)	0.34
				Int2:	35.91	(8)	I2-Fin:	18.30	(7)	0.73
				Fin:	54.21	(5)				0.86
			Run2:	Int1:	16.64	(5)	I1-I2:	19.82	(4)	0.12
				Int2:	36.46	(3)	I2-Fin:	19.31	(13)	0.27
				Fin:	55.77	(6)				0.31
	Total:	Int1:	1:10.85	(4)				0.72		
		Int2:	1:30.67	(3)				0.47		
		Fin:	1:49.98	(5)				0.67		
12	NEUREUTHER Felix Atomic	GER	Run1:	Int1:	16.31	(6)	I1-I2:	19.51	(10)	0.20
				Int2:	35.82	(7)	I2-Fin:			0.64
				Fin:	DNF					
			Run2:	Int1:			I1-I2:			
				Int2:			I2-Fin:			
				Fin:	DNF					
	Total:	Int1:								
		Int2:								
		Fin:	DNF							
13	THALER Patrick Nordica	ITA	Run1:	Int1:	17.20	(42)	I1-I2:	19.59	(11)	1.09
				Int2:	36.79	(24)	I2-Fin:	18.68	(30)	1.61
				Fin:	55.47	(23)				2.12
			Run2:	Int1:	16.88	(15)	I1-I2:	19.88	(5)	0.36
				Int2:	36.76	(9)	I2-Fin:	19.05	(5)	0.57
				Fin:	55.81	(7)				0.35
	Total:	Int1:	1:12.35	(20)				2.22		
		Int2:	1:32.23	(17)				2.03		
		Fin:	1:51.28	(11)				1.97		
14	ROCCA Giorgio Salomon	ITA	Run1:	Int1:	16.71	(17)	I1-I2:	19.86	(23)	0.60
				Int2:	36.57	(19)	I2-Fin:	18.17	(3)	1.39
				Fin:	54.74	(11)				1.39
			Run2:	Int1:	16.72	(10)	I1-I2:	20.37	(19)	0.20
				Int2:	37.09	(16)	I2-Fin:	19.07	(7)	0.90
				Fin:	56.16	(15)				0.70
	Total:	Int1:	1:11.46	(9)				1.33		
		Int2:	1:31.83	(9)				1.63		
		Fin:	1:50.90	(8)				1.59		
15	HIRSCHER Marcel Atomic	AUT	Run1:	Int1:	16.68	(15)	I1-I2:			0.57
				Int2:			I2-Fin:			
				Fin:	DNF					
			Run2:	Int1:			I1-I2:			
				Int2:			I2-Fin:			
				Fin:	DNF					
	Total:	Int1:								
		Int2:								
		Fin:	DNF							
16	LIGETY Ted Rossignol	USA	Run1:	Int1:	18.03	(61)	I1-I2:	20.02	(29)	1.92
				Int2:	38.05	(47)	I2-Fin:	18.51	(19)	2.87
				Fin:	56.56	(39)				3.21
			Run2:	Int1:			I1-I2:			
				Int2:			I2-Fin:			
				Fin:	DNQ					
	Total:	Int1:								
		Int2:								
		Fin:	DNQ							

Number of Competitors: 74

Bib	Name Ski	Nation	Positions			Partials			Difference	
			Pos.	Time	Rank	Pos.	Time	Rank	Time	
17	ZURBRIGGEN Silvan Rossignol	SUI	Run1:	Int1:	16.38	(9)	I1-I2:	19.41	(5)	0.27
				Int2:	35.79	(6)	I2-Fin:	18.14	(2)	0.61
				Fin:	53.93	(4)				0.58
			Run2:	Int1:	17.10	(26)	I1-I2:	19.69	(3)	0.58
				Int2:	36.79	(10)	I2-Fin:	18.67	(1)	0.60
				Fin:	55.46	(1)				0.00
	Total:	Int1:	1:11.03	(6)				0.90		
		Int2:	1:30.72	(4)				0.52		
		Fin:	1:49.39	(2)				0.08		
18	MISSILLIER Steve Dynastar	FRA	Run1:	Int1:	17.28	(44)	I1-I2:	20.20	(41)	1.17
				Int2:	37.48	(39)	I2-Fin:	18.90	(39)	2.30
				Fin:	56.38	(36)				3.03
			Run2:	Int1:			I1-I2:			
				Int2:			I2-Fin:			
				Fin:	DNQ					
	Total:	Int1:								
		Int2:								
		Fin:	DNQ							
19	MYHRE Lars Elton Rossignol	NOR	Run1:	Int1:	16.87	(26)	I1-I2:	20.06	(33)	0.76
				Int2:	36.93	(29)	I2-Fin:	18.48	(17)	1.75
				Fin:	55.41	(21)				2.06
			Run2:	Int1:	16.99	(21)	I1-I2:	20.51	(24)	0.47
				Int2:	37.50	(25)	I2-Fin:	18.87	(4)	1.31
				Fin:	56.37	(17)				0.91
	Total:	Int1:	1:12.40	(21)				2.27		
		Int2:	1:32.91	(24)				2.71		
		Fin:	1:51.78	(18)				2.47		
20	VALENCIC Mitja Elan	SLO	Run1:	Int1:	17.07	(34)	I1-I2:	20.06	(33)	0.96
				Int2:	37.13	(33)	I2-Fin:	18.56	(23)	1.95
				Fin:	55.69	(27)				2.34
			Run2:	Int1:	17.01	(22)	I1-I2:	20.15	(14)	0.49
				Int2:	37.16	(17)	I2-Fin:	19.67	(24)	0.97
				Fin:	56.83	(19)				1.37
	Total:	Int1:	1:12.70	(29)				2.57		
		Int2:	1:32.85	(23)				2.65		
		Fin:	1:52.52	(24)				3.21		
21	HOERL Wolfgang Blizzard	AUT	Run1:	Int1:	16.72	(18)	I1-I2:	19.78	(16)	0.61
				Int2:	36.50	(17)	I2-Fin:			1.32
				Fin:	DNF					
			Run2:	Int1:			I1-I2:			
				Int2:			I2-Fin:			
				Fin:	DNF					
	Total:	Int1:								
		Int2:								
		Fin:	DNF							
22	GINI Marc Fischer	SUI	Run1:	Int1:	16.22	(2)	I1-I2:	19.80	(17)	0.11
				Int2:	36.02	(9)	I2-Fin:	18.45	(14)	0.84
				Fin:	54.47	(7)				1.12
			Run2:	Int1:	16.52	(1)	I1-I2:	21.16	(29)	0.00
				Int2:	37.68	(26)	I2-Fin:	19.76	(27)	1.49
				Fin:	57.44	(26)				1.98
	Total:	Int1:	1:10.99	(5)				0.86		
		Int2:	1:32.15	(13)				1.95		
		Fin:	1:51.91	(20)				2.60		

Number of Competitors: 74

Bib	Name Ski	Nation	Positions			Partials			Difference
			Pos.	Time	Rank	Pos.	Time	Rank	Time
23	LARSSON Markus Head	SWE	Run1:	Int1:	17.28 (44)	I1-I2:	20.04 (31)	1.17	
				Int2:	37.32 (36)	I2-Fin:	19.14 (45)	2.14	
				Fin:	56.46 (37)			3.11	
			Run2:	Int1:		I1-I2:			
				Int2:		I2-Fin:			
	Fin:	DNQ							
	Total:	Int1:							
		Int2:							
		Fin:	DNQ						
24	BECHTER Patrick Fischer	AUT	Run1:	Int1:	17.48 (50)	I1-I2:	20.17 (39)	1.37	
				Int2:	37.65 (43)	I2-Fin:	18.90 (39)	2.47	
				Fin:	56.55 (38)			3.20	
			Run2:	Int1:		I1-I2:			
				Int2:		I2-Fin:			
	Fin:	DNQ							
	Total:	Int1:							
		Int2:							
		Fin:	DNQ						
25	IMBODEN Urs Fischer	MDA	Run1:	Int1:	17.08 (37)	I1-I2:	19.61 (12)	0.97	
				Int2:	36.69 (23)	I2-Fin:	18.56 (23)	1.51	
				Fin:	55.25 (18)			1.90	
			Run2:	Int1:	17.23 (29)	I1-I2:	20.73 (28)	0.71	
				Int2:	37.96 (28)	I2-Fin:	19.91 (28)	1.77	
	Fin:	57.87 (28)			2.41				
	Total:	Int1:	1:12.48 (24)			2.35			
		Int2:	1:33.21 (29)			3.01			
		Fin:	1:53.12 (28)			3.81			
26	DRAGSIC Mitja Fischer	SLO	Run1:	Int1:	18.33 (63)	I1-I2:	20.56 (46)	2.22	
				Int2:	38.89 (52)	I2-Fin:	18.69 (31)	3.71	
				Fin:	57.58 (0)			0.00	
			Run2:	Int1:		I1-I2:			
				Int2:		I2-Fin:			
	Fin:	DQ			0.00				
	Total:	Int1:							
		Int2:							
		Fin:							
27	COCHRAN Jimmy Voelkl	USA	Run1:	Int1:	16.54 (12)	I1-I2:	19.94 (26)	0.43	
				Int2:	36.48 (14)	I2-Fin:	18.67 (29)	1.30	
				Fin:	55.15 (16)			1.80	
			Run2:	Int1:	16.62 (4)	I1-I2:	19.57 (1)	0.10	
				Int2:	36.19 (1)	I2-Fin:	19.67 (24)	0.00	
	Fin:	55.86 (9)			0.40				
	Total:	Int1:	1:11.77 (13)			1.64			
		Int2:	1:31.34 (6)			1.14			
		Fin:	1:51.01 (9)			1.70			
28	KRYZL Krystof Elan	CZE	Run1:	Int1:	26.59 (65)	I1-I2:	21.17 (53)	10.48	
				Int2:	47.76 (55)	I2-Fin:	18.46 (15)	12.58	
				Fin:	1:06.22 (48)			12.87	
			Run2:	Int1:		I1-I2:			
				Int2:		I2-Fin:			
	Fin:	DNQ							
	Total:	Int1:							
		Int2:							
		Fin:	DNQ						

Number of Competitors: 74

Bib	Name Ski	Nation	Positions			Partials			Difference
			Pos.	Time	Rank	Pos.	Time	Rank	Time
29	DEVILLE Cristian Voelkl	ITA	Run1:	Int1:	17.07 (34)	I1-I2:	20.03 (30)	0.96	
				Int2:	37.10 (32)				I2-Fin:
				Fin:	DNF				
			Run2:	Int1:		I1-I2:			
				Int2:				I2-Fin:	
				Fin:	DNF				
Total:	Int1:								
	Int2:								
	Fin:	DNF							
30	WHITE Trevor Fischer	CAN	Run1:	Int1:	17.11 (39)	I1-I2:	20.41 (43)	1.00	
				Int2:	37.52 (42)				I2-Fin:
				Fin:	55.94 (32)				
			Run2:	Int1:		I1-I2:			
				Int2:				I2-Fin:	
				Fin:	DNQ				
Total:	Int1:								
	Int2:								
	Fin:	DNQ							
31	INNERHOFER Christof Rossignol	ITA	Run1:	Int1:	17.07 (34)	I1-I2:	19.83 (20)	0.96	
				Int2:	36.90 (28)				I2-Fin:
				Fin:	55.80 (30)				
			Run2:	Int1:	17.20 (28)	I1-I2:	20.16 (16)	0.68	
				Int2:	37.36 (21)				I2-Fin:
				Fin:	56.89 (23)				
Total:	Int1:	1:13.00 (30)							
	Int2:	1:33.16 (28)							
	Fin:	1:52.69 (27)							
32	SVINDAL Aksel Lund Atomic	NOR	Run1:	Int1:	16.63 (14)	I1-I2:	19.85 (22)	0.52	
				Int2:	36.48 (14)				I2-Fin:
				Fin:	55.06 (13)				
			Run2:	Int1:	16.91 (17)	I1-I2:	20.45 (21)	0.39	
				Int2:	37.36 (21)				I2-Fin:
				Fin:	57.06 (25)				
Total:	Int1:	1:11.97 (14)							
	Int2:	1:32.42 (19)							
	Fin:	1:52.12 (22)							
33	JANKA Carlo Atomic	SUI	Run1:	Int1:		I1-I2:			
				Int2:					I2-Fin:
				Fin:	DNF				
			Run2:	Int1:		I1-I2:			
				Int2:				I2-Fin:	
				Fin:	DNF				
Total:	Int1:								
	Int2:								
	Fin:	DNF							
34	BERTHOD Marc Atomic	SUI	Run1:	Int1:	17.42 (49)	I1-I2:	20.06 (33)	1.31	
				Int2:	37.48 (39)				I2-Fin:
				Fin:	55.88 (31)				
			Run2:	Int1:		I1-I2:			
				Int2:				I2-Fin:	
				Fin:	DNQ				
Total:	Int1:								
	Int2:								
	Fin:	DNQ							

Number of Competitors: 74

Bib	Name Ski	Nation	Positions			Partials			Difference				
			Pos.	Time	Rank	Pos.	Time	Rank	Time				
35	ALBRECHT Kilian Fischer	BUL	Run1:	Int1:	16.81	(23)	I1-I2:	19.83	(20)	0.70			
				Int2:	36.64	(22)		I2-Fin:	18.78	(34)	1.46		
				Fin:	55.42	(0)					0.00		
			Run2:	Int1:			I1-I2:			I2-Fin:		0.00	
				Int2:									
				Fin:		DQ							
Total:	Int1:												
	Int2:												
	Fin:												
36	SPENCE Brad Rossignol	CAN	Run1:	Int1:	16.53	(11)	I1-I2:	20.07	(36)	0.42			
				Int2:	36.60	(21)		I2-Fin:	18.85	(36)	1.42		
				Fin:	55.45	(22)					2.10		
			Run2:	Int1:	16.58	(3)	I1-I2:	20.06	(13)	I2-Fin:	19.32	(14)	0.06
				Int2:	36.64	(6)						0.45	
				Fin:	55.96	(10)						0.50	
Total:	Int1:	1:12.03	(15)						1.90				
	Int2:	1:32.09	(12)						1.89				
	Fin:	1:51.41	(12)						2.10				
37	MERMILLOD BLONDIN T. Salomon	FRA	Run1:	Int1:	16.84	(25)	I1-I2:	19.63	(13)	0.73			
				Int2:	36.47	(13)		I2-Fin:	18.65	(28)	1.29		
				Fin:	55.12	(14)					1.77		
			Run2:	Int1:	17.35	(30)	I1-I2:	20.61	(27)	I2-Fin:	19.56	(23)	0.83
				Int2:	37.96	(28)						1.77	
				Fin:	57.52	(27)						2.06	
Total:	Int1:	1:12.47	(23)						2.34				
	Int2:	1:33.08	(26)						2.88				
	Fin:	1:52.64	(26)						3.33				
38	BANK Ondrej Elan	CZE	Run1:	Int1:	17.50	(52)	I1-I2:	20.57	(47)	1.39			
				Int2:	38.07	(49)		I2-Fin:	18.61	(26)	2.89		
				Fin:	56.68	(40)					3.33		
			Run2:	Int1:			I1-I2:			I2-Fin:			
				Int2:									
				Fin:	DNQ								
Total:	Int1:												
	Int2:												
	Fin:	DNQ											
39	ANSELMET Alexandre Fischer	FRA	Run1:	Int1:	16.87	(26)	I1-I2:	20.55	(45)	0.76			
				Int2:	37.42	(37)		I2-Fin:	18.69	(31)	2.24		
				Fin:	56.11	(33)					2.76		
			Run2:	Int1:			I1-I2:			I2-Fin:			
				Int2:									
				Fin:	DNQ								
Total:	Int1:												
	Int2:												
	Fin:	DNQ											
40	TREJBAL Filip Dynastar	CZE	Run1:	Int1:	16.75	(20)	I1-I2:	19.49	(9)	0.64			
				Int2:	36.24	(11)		I2-Fin:	18.43	(12)	1.06		
				Fin:	54.67	(10)					1.32		
			Run2:	Int1:	16.91	(17)	I1-I2:	20.48	(23)	I2-Fin:	19.45	(18)	0.39
				Int2:	37.39	(23)						1.20	
				Fin:	56.84	(20)						1.38	
Total:	Int1:	1:11.58	(11)						1.45				
	Int2:	1:32.06	(10)						1.86				
	Fin:	1:51.51	(14)						2.20				



Number of Competitors: 74

Bib	Name Ski	Nation	Positions			Partials			Difference	
			Pos.	Time	Rank	Pos.	Time	Rank	Time	
41	COUSINEAU Julien Fischer	CAN	Run1:	Int1:	16.58	(13)	I1-I2:	19.92	(24)	0.47
				Int2:	36.50	(17)	I2-Fin:	18.48	(17)	1.32
				Fin:	54.98	(12)				1.63
			Run2:	Int1:	16.70	(8)	I1-I2:	20.54	(25)	0.18
				Int2:	37.24	(18)	I2-Fin:	19.49	(19)	1.05
				Fin:	56.73	(18)				1.27
			Total:	Int1:	1:11.68	(12)				1.55
	Int2:	1:32.22	(16)				2.02			
	Fin:	1:51.71	(17)				2.40			
42	YUASA Naoki Hart	JPN	Run1:	Int1:	16.75	(20)	I1-I2:	19.73	(15)	0.64
				Int2:	36.48	(14)	I2-Fin:	18.90	(39)	1.30
				Fin:	55.38	(19)				2.03
			Run2:	Int1:	17.12	(27)	I1-I2:	20.59	(26)	0.60
				Int2:	37.71	(27)	I2-Fin:	19.14	(10)	1.52
				Fin:	56.85	(21)				1.39
			Total:	Int1:	1:12.50	(25)				2.37
	Int2:	1:33.09	(27)				2.89			
	Fin:	1:52.23	(23)				2.92			
43	MINAGAWA Kentaro Atomic	JPN	Run1:	Int1:	17.08	(37)	I1-I2:	19.81	(18)	0.97
				Int2:	36.89	(27)	I2-Fin:	18.78	(34)	1.71
				Fin:	55.67	(26)				2.32
			Run2:	Int1:	16.97	(20)	I1-I2:	20.38	(20)	0.45
				Int2:	37.35	(19)	I2-Fin:	19.50	(21)	1.16
				Fin:	56.85	(21)				1.39
			Total:	Int1:	1:12.64	(28)				2.51
	Int2:	1:33.02	(25)				2.82			
	Fin:	1:52.52	(24)				3.21			
44	SASAKI Akira Salomon	JPN	Run1:	Int1:	16.74	(19)	I1-I2:	20.28	(42)	0.63
				Int2:	37.02	(30)	I2-Fin:	18.71	(33)	1.84
				Fin:	55.73	(28)				2.38
			Run2:	Int1:	16.53	(2)	I1-I2:	19.92	(6)	0.01
				Int2:	36.45	(2)	I2-Fin:	19.40	(17)	0.26
				Fin:	55.85	(8)				0.39
			Total:	Int1:	1:12.26	(19)				2.13
	Int2:	1:32.18	(14)				1.98			
	Fin:	1:51.58	(16)				2.27			
45	SEMPLÉ Ryan Fischer	CAN	Run1:	Int1:			I1-I2:			
				Int2:			I2-Fin:			
				Fin:	DNF					
			Run2:	Int1:			I1-I2:			
				Int2:			I2-Fin:			
				Fin:	DNF					
			Total:	Int1:						
	Int2:									
	Fin:	DNF								
46	BAECK Axel Rossignol	SWE	Run1:	Int1:	16.99	(31)	I1-I2:	20.08	(37)	0.88
				Int2:	37.07	(31)	I2-Fin:	18.43	(12)	1.89
				Fin:	55.50	(25)				2.15
			Run2:	Int1:	16.90	(16)	I1-I2:	20.00	(9)	0.38
				Int2:	36.90	(11)	I2-Fin:	18.67	(1)	0.71
				Fin:	55.57	(3)				0.11
			Total:	Int1:	1:12.40	(21)				2.27
	Int2:	1:32.40	(18)				2.20			
	Fin:	1:51.07	(10)				1.76			

Number of Competitors: 74

Bib	Name Ski	Nation	Positions			Partials			Difference Time
			Pos.	Time	Rank	Pos.	Time	Rank	
47	OLSSON Hans Head	SWE	Run1:	Int1:		I1-I2:			
				Int2:		I2-Fin:			
				Fin:	DNF				
			Run2:	Int1:		I1-I2:			
				Int2:		I2-Fin:			
				Fin:	DNF				
	Total:	Int1:							
		Int2:							
		Fin:	DNF						
48	TISSOT Maxime Rossignol	FRA	Run1:	Int1:	16.93 (29)	I1-I2:	19.93 (25)	0.82	
				Int2:	36.86 (26)	I2-Fin:	18.35 (9)	1.68	
				Fin:	55.21 (17)			1.86	
			Run2:	Int1:	17.04 (24)	I1-I2:	19.96 (8)	0.52	
				Int2:	37.00 (14)	I2-Fin:	19.35 (15)	0.81	
				Fin:	56.35 (16)			0.89	
	Total:	Int1:	1:12.25 (18)			2.12			
		Int2:	1:32.21 (15)			2.01			
		Fin:	1:51.56 (15)			2.25			
49	JITLOFF Tim Fischer	USA	Run1:	Int1:		I1-I2:			
				Int2:		I2-Fin:			
				Fin:	DNF				
			Run2:	Int1:		I1-I2:			
				Int2:		I2-Fin:			
				Fin:	DNF				
	Total:	Int1:							
		Int2:							
		Fin:	DNF						
50	MCDONALD Paul Voelkl	USA	Run1:	Int1:	17.68 (56)	I1-I2:	20.04 (31)	1.57	
				Int2:	37.72 (44)	I2-Fin:		2.54	
				Fin:	DNF				
			Run2:	Int1:		I1-I2:			
				Int2:		I2-Fin:			
				Fin:	DNF				
	Total:	Int1:							
		Int2:							
		Fin:	DNF						
51	BIGGS Patrick Fischer	CAN	Run1:	Int1:	16.87 (26)	I1-I2:	19.71 (14)	0.76	
				Int2:	36.58 (20)	I2-Fin:	18.54 (21)	1.40	
				Fin:	55.12 (14)			1.77	
			Run2:	Int1:	17.02 (23)	I1-I2:	20.46 (22)	0.50	
				Int2:	37.48 (24)	I2-Fin:	19.49 (19)	1.29	
				Fin:	56.97 (24)			1.51	
	Total:	Int1:	1:12.14 (17)			2.01			
		Int2:	1:32.60 (20)			2.40			
		Fin:	1:52.09 (21)			2.78			
52	CHODOUNSKY David	USA	Run1:	Int1:	17.28 (44)	I1-I2:		1.17	
				Int2:		I2-Fin:			
				Fin:	DNF				
			Run2:	Int1:		I1-I2:			
				Int2:		I2-Fin:			
				Fin:	DNF				
	Total:	Int1:							
		Int2:							
		Fin:	DNF						




Number of Competitors: 74

Bib	Name Ski	Nation	Positions			Partials			Difference Time
			Pos.	Time	Rank	Pos.	Time	Rank	
53	DREIER Christoph	AUT	Run1:	Int1:			I1-I2:		
				Int2:			I2-Fin:		
				Fin:	DNF				
			Run2:	Int1:			I1-I2:		
				Int2:			I2-Fin:		
				Fin:	DNF				
Total:	Int1:								
	Int2:								
	Fin:	DNF							
54	GROSS Stefano Voelkl	ITA	Run1:	Int1:	17.25 (43)		I1-I2:		1.14
				Int2:			I2-Fin:		
				Fin:	DNF				
			Run2:	Int1:			I1-I2:		
				Int2:			I2-Fin:		
				Fin:	DNF				
Total:	Int1:								
	Int2:								
	Fin:	DNF							
55	SAMSAL Dalibor Fischer	CRO	Run1:	Int1:	17.49 (51)		I1-I2:	21.13 (52)	1.38
				Int2:	38.62 (50)		I2-Fin:	19.38 (48)	3.44
				Fin:	58.00 (44)				4.65
			Run2:	Int1:			I1-I2:		
				Int2:			I2-Fin:		
				Fin:	DNQ				
Total:	Int1:								
	Int2:								
	Fin:	DNQ							
56	BYGGMARK Jens	SWE	Run1:	Int1:	16.70 (16)		I1-I2:	20.15 (38)	0.59
				Int2:	36.85 (25)		I2-Fin:	18.53 (20)	1.67
				Fin:	55.38 (19)				2.03
			Run2:	Int1:	16.66 (6)		I1-I2:	20.02 (10)	0.14
				Int2:	36.68 (7)		I2-Fin:	19.38 (16)	0.49
				Fin:	56.06 (12)				0.60
Total:	Int1:	1:12.04 (16)				1.91			
	Int2:	1:32.06 (10)				1.86			
	Fin:	1:51.44 (13)				2.13			
57	ZRNCIC-DIM Natko Atomic	CRO	Run1:	Int1:	17.33 (47)		I1-I2:	20.68 (50)	1.22
				Int2:	38.01 (46)		I2-Fin:	19.08 (44)	2.83
				Fin:	57.09 (41)				3.74
			Run2:	Int1:			I1-I2:		
				Int2:			I2-Fin:		
				Fin:	DNQ				
Total:	Int1:								
	Int2:								
	Fin:	DNQ							
58	DOPFER Fritz Nordica	GER	Run1:	Int1:	17.50 (52)		I1-I2:	20.00 (27)	1.39
				Int2:	37.50 (41)		I2-Fin:	18.86 (37)	2.32
				Fin:	56.36 (35)				3.01
			Run2:	Int1:			I1-I2:		
				Int2:			I2-Fin:		
				Fin:	DNQ				
Total:	Int1:								
	Int2:								
	Fin:	DNQ							

Number of Competitors: 74

Bib	Name Ski	Nation	Positions			Partials			Difference		
			Pos.	Time	Rank	Pos.	Time	Rank	Time		
59	BJOERGVINSSON Elan	ISL	Run1:	Int1:	17.67 (55)	I1-I2:			1.56		
				Int2:						I2-Fin:	
				Fin:	DNF						
				Run2:	Int1:		I1-I2:				
				Int2:		I2-Fin:					
				Fin:	DNF						
	Total:	Int1:									
		Int2:									
		Fin:	DNF								
60	HOROSHILOV Fischer	RUS	Run1:	Int1:	17.14 (40)	I1-I2:	20.01 (28)		1.03		
				Int2:	37.15 (35)		I2-Fin:			18.33 (8)	
				Fin:	55.48 (24)						
				Run2:	Int1:	17.05 (25)	I1-I2:	20.30 (18)		0.53	
				Int2:	37.35 (19)	I2-Fin:		20.62 (29)			
				Fin:	57.97 (29)						
	Total:	Int1:	1:12.53 (26)				2.40				
		Int2:	1:32.83 (22)				2.63				
		Fin:	1:53.45 (29)				4.14				
61	KOGLER Volkl	GER	Run1:	Int1:		I1-I2:					
				Int2:						I2-Fin:	
				Fin:	DNF						
				Run2:	Int1:		I1-I2:				
				Int2:		I2-Fin:					
				Fin:	DNF						
	Total:	Int1:									
		Int2:									
		Fin:	DNF								
62	OBERT Dynastar	FRA	Run1:	Int1:	16.95 (30)	I1-I2:	20.18 (40)		0.84		
				Int2:	37.13 (33)		I2-Fin:			18.64 (27)	
				Fin:	55.77 (29)						
				Run2:	Int1:	16.78 (11)	I1-I2:	20.15 (14)		0.26	
				Int2:	36.93 (12)	I2-Fin:		19.15 (11)			
				Fin:	56.08 (13)						
	Total:	Int1:	1:12.55 (27)				2.42				
		Int2:	1:32.70 (21)				2.50				
		Fin:	1:51.85 (19)				2.54				
63	SCHOERGHOFER Atomic	AUT	Run1:	Int1:		I1-I2:					
				Int2:						I2-Fin:	
				Fin:	DNF						
				Run2:	Int1:		I1-I2:				
				Int2:		I2-Fin:					
				Fin:	DNF						
	Total:	Int1:									
		Int2:									
		Fin:	DNF								
64	SKUBE Rossignol	SLO	Run1:	Int1:	16.79 (22)	I1-I2:	20.63 (49)		0.68		
				Int2:	37.42 (37)		I2-Fin:			18.89 (38)	
				Fin:	56.31 (34)						
				Run2:	Int1:		I1-I2:				
				Int2:		I2-Fin:					
				Fin:	DNQ						
	Total:	Int1:									
		Int2:									
		Fin:	DNQ								



Number of Competitors: 74

Bib	Name Ski	Nation	Positions			Partials			Difference
			Pos.	Time	Rank	Pos.	Time	Rank	Time
65	MUFFAT JEANDET Victor Dynastar	FRA	Run1:	Int1:	17.58 (54)	I1-I2:	20.48 (44)	1.47	
				Int2:	38.06 (48)	I2-Fin:	19.38 (48)	2.88	
				Fin:	57.44 (43)			4.09	
			Run2:	Int1:		I1-I2:			
			Int2:		I2-Fin:				
			Fin:	DNQ					
			Total:	Int1:					
				Int2:					
				Fin:	DNQ				
66	KOLL Alexander Salomon	AUT	Run1:	Int1:	17.15 (41)	I1-I2:		1.04	
				Int2:		I2-Fin:			
				Fin:	DNF				
			Run2:	Int1:		I1-I2:			
			Int2:		I2-Fin:				
			Fin:	DNF					
			Total:	Int1:					
				Int2:					
				Fin:	DNF				
67	RYDING David	GBR	Run1:	Int1:		I1-I2:			
				Int2:		I2-Fin:			
				Fin:	DNF				
			Run2:	Int1:		I1-I2:			
			Int2:		I2-Fin:				
			Fin:	DNF					
			Total:	Int1:					
				Int2:					
				Fin:	DNF				
68	ROMAR Andreas Atomic	FIN	Run1:	Int1:		I1-I2:			
				Int2:		I2-Fin:			
				Fin:	DNF				
			Run2:	Int1:		I1-I2:			
			Int2:		I2-Fin:				
			Fin:	DNF					
			Total:	Int1:					
				Int2:					
				Fin:	DNF				
69	LAHDENPERAE Anton Nordica	SWE	Run1:	Int1:	17.81 (58)	I1-I2:		1.70	
				Int2:		I2-Fin:			
				Fin:	DNF				
			Run2:	Int1:		I1-I2:			
			Int2:		I2-Fin:				
			Fin:	DNF					
			Total:	Int1:					
				Int2:					
				Fin:	DNF				
70	GEORGIEV Stefan Salomon	BUL	Run1:	Int1:	18.02 (60)	I1-I2:	21.53 (55)	1.91	
				Int2:	39.55 (53)	I2-Fin:	19.89 (51)	4.37	
				Fin:	59.44 (47)			6.09	
			Run2:	Int1:		I1-I2:			
			Int2:		I2-Fin:				
			Fin:	DNQ					
			Total:	Int1:					
				Int2:					
				Fin:	DNQ				

Number of Competitors: 74

Bib	Name Ski	Nation	Positions			Partials			Difference
			Pos.	Time	Rank	Pos.	Time	Rank	Time
71	ROUX Christophe Rossignol	MDA	Run1:	Int1:	17.99 (59)	I1-I2:	20.84 (51)	1.88	
				Int2:	38.83 (51)		I2-Fin:	19.34 (47)	3.65
				Fin:	58.17 (45)			4.82	
			Run2:	Int1:		I1-I2:			
				Int2:		I2-Fin:			
	Fin:	DNQ							
	Total:	Int1:							
		Int2:							
		Fin:	DNQ						
72	SIMARI BIRKNER C.	ARG	Run1:	Int1:	17.71 (57)	I1-I2:		1.60	
				Int2:			I2-Fin:		
				Fin:	DNF				
			Run2:	Int1:		I1-I2:			
				Int2:		I2-Fin:			
	Fin:	DNF							
	Total:	Int1:							
		Int2:							
		Fin:	DNF						
73	ALAERTS Kai	BEL	Run1:	Int1:	18.58 (64)	I1-I2:	21.31 (54)	2.47	
				Int2:	39.89 (54)		I2-Fin:	19.52 (50)	4.71
				Fin:	59.41 (46)			6.06	
			Run2:	Int1:		I1-I2:			
				Int2:		I2-Fin:			
	Fin:	DNQ							
	Total:	Int1:							
		Int2:							
		Fin:	DNQ						
74	BARBU Alexandru	ROU	Run1:	Int1:	18.31 (62)	I1-I2:	30.19 (56)	2.20	
				Int2:	48.50 (56)		I2-Fin:	19.95 (52)	13.32
				Fin:	1:08.45 (0)			0.00	
			Run2:	Int1:		I1-I2:			
				Int2:		I2-Fin:			
	Fin:	DQ			0.00				
	Total:	Int1:							
		Int2:							
		Fin:							

LEGEND	Pos Intermediate or Speed Position	DNQ Did Not Qualify	Int2: Intermediate 2	Run2 Second Run	Run1 First Run
Total First + Second Run	Int1: Intermediate 1	DNF Did Not Finish	DQ Disqualified	Fin: Finish	



AUDI FIS SKI WORLD CUP 2009/10

AFTER 2nd MEN'S SLALOM SLALOM FIS WCSL LIST

Number of Competitors: 70				15 NOV 2009 Levi (FIN)		21 DEC 2009 Alta Badia (ITA)			
Rank	FIS Code	Name	Nation	1	2	Base	- X	+ Y	= WCSL-SL
1	50605	HERBST Reinfried	AUT	100	100	396	79	200	517
2	50624	PRANGER Manfred	AUT	29	60	515	103	89	501
3	192665	GRANGE Jean-Baptiste	FRA	60	-	541	108	60	493
4	191459	LIZEROUX Julien	FRA	45	36	499	100	81	480
5	380260	KOSTELIC Ivica	CRO	80	-	454	91	80	443
6	292491	MOELGG Manfred	ITA	-	50	370	74	50	346
7	501111	HARGIN Mattias	SWE	50	-	306	61	50	295
8	290478	ROCCA Giorgio	ITA	32	32	210	42	64	232
9	50625	RAICH Benjamin	AUT	40	-	239	48	40	231
10	510890	ZURBRIGGEN Silvan	SUI	22	80	156	31	102	227
11	50707	MATT Mario	AUT	-	-	282	56	-	226
12	102435	JANYK Michael	CAN	18	45	198	40	63	221
13	501017	MYHRER Andre	SWE	24	-	232	46	24	210
14	53831	HIRSCHER Marcel	AUT	5	-	253	51	5	207
15	293098	RAZZOLI Giuliano	ITA	-	40	194	39	40	195
16	290732	THALER Patrick	ITA	10	24	196	39	34	191
17	201702	NEUREUTHER Felix	GER	6	-	221	44	6	183
18	560425	VAJDIC Bernard	SLO	-	-	187	37	-	150
19	192506	MISSILLIER Steve	FRA	15	-	155	31	15	139
20	500499	BROLENIUS Johan	SWE	-	-	167	33	-	134
20	532431	MILLER Bode	USA	-	-	167	33	-	134
22	421400	MYHRE Lars Elton	NOR	40	13	84	17	53	120
23	534562	LIGETY Ted	USA	13	-	113	23	13	103
24	560355	VALENCIC Mitja	SLO	20	7	92	18	27	101
25	511127	GINI Marc	SUI	26	11	62	12	37	87
26	534040	COCHRAN Jimmy	USA	12	29	56	11	41	86
27	50981	HOERL Wolfgang	AUT	-	-	94	19	-	75
28	500656	LARSSON Markus	SWE	14	-	70	14	14	70
29	50931	BECHTER Patrick	AUT	-	-	84	17	-	67
30	910000	IMBODEN Urs	MDA	-	3	74	15	3	62
31	560371	DRAGSIC Mitja	SLO	-	-	69	14	-	55
32	102239	COUSINEAU Julien	CAN	7	14	37	7	21	51
33	150644	KRYZL Krystof	CZE	-	-	63	13	-	50
34	501101	BYGGMARK Jens	SWE	-	20	36	7	20	49
35	291145	DEVILLE Cristian	ITA	-	-	59	12	-	47



AUDI FIS SKI WORLD CUP 2009/10



AFTER 2nd MEN'S SLALOM SLALOM FIS WCSL LIST

Number of Competitors: 70

Rank	FIS Code	Name	Nation	15 NOV 2009 Levi (FIN)		21 DEC 2009 Alta Badia (ITA)		Base - X + Y = WCSL-SL	
				1	2	1	2		
36	102922	WHITE Trevor	CAN	9	-	43	9	9	43
37	501223	BAECK Axel	SWE	16	26	-	-	42	42
38	50547	SCHOENFELDER Rainer	AUT	11	-	37	7	11	41
39	102912	SPENCE Brad	CAN	-	22	20	4	22	38
40	180251	PALANDER Kalle	FIN	-	-	43	9	-	34
41	102456	BIGGS Patrick	CAN	-	10	27	5	10	32
41	511352	VILETTA Sandro	SUI	-	-	40	8	-	32
41	301709	YUASA Naoki	JPN	-	8	30	6	8	32
44	92591	ALBRECHT Kilian	BUL	-	-	37	7	-	30
44	191640	ANSELMET Alexandre	FRA	8	-	28	6	8	30
46	192504	MERMILLOD BLONDIN T.	FRA	-	5	30	6	5	29
46	150594	TREJBAL Filip	CZE	-	18	14	3	18	29
48	301312	SASAKI Akira	JPN	-	15	16	3	15	28
49	380292	ZRNCIC-DIM Natko	CRO	-	-	29	6	-	23
50	201422	KOGLER Stefan	GER	-	-	28	6	-	22
51	180292	LEINO Jukka	FIN	-	-	26	5	-	21
52	480736	HOROSHILOV Alexandr	RUS	-	2	22	4	2	20
53	100115	GRANDI Thomas	CAN	-	-	20	4	-	16
53	50997	OMMINGER Andreas	AUT	-	-	20	4	-	16
53	193347	TISSOT Maxime	FRA	-	16	-	-	16	16
56	293006	INNERHOFER Christof	ITA	-	4	14	3	4	15
57	511174	VOGEL Markus	SUI	-	-	18	4	-	14
58	534959	JITLOFF Tim	USA	-	-	16	3	-	13
58	300804	MINAGAWA Kentaro	JPN	-	7	8	2	7	13
58	481006	ZUEV Stepan	RUS	-	-	16	3	-	13
61	50900	KOLL Alexander	AUT	-	-	15	3	-	12
61	192943	OBERT Anthony	FRA	-	12	-	-	12	12
63	201896	STEHLE Dominik	GER	-	-	12	2	-	10
64	510993	ALBRECHT Daniel	SUI	-	-	11	2	-	9
64	421328	SVINDAL Aksel Lund	NOR	-	9	-	-	9	9
66	533739	MARSHALL Cody	USA	-	-	10	2	-	8
67	380290	SAMSAL Dalibor	CRO	-	-	9	2	-	7
68	150398	BANK Ondrej	CZE	-	-	6	1	-	5
68	250127	BJOERGVINSSON B.	ISL	-	-	6	1	-	5
68	293797	GROSS Stefano	ITA	-	-	6	1	-	5

21-12-2009 / Alta Badia (ITA) / 0817

Page 2/3

www.fis-ski.com

Generation Date: MON 21 DEC 2009

Time: 13:50

Document: 60A 1.0





AUDI FIS SKI WORLD CUP 2009/10



AFTER 2nd MEN'S SLALOM SLALOM FIS WCSL LIST

Number of Competitors per Nation until 60th position

AUT : 9	BUL : 1	CAN : 6	CRO : 2	CZE : 2	FIN : 2
FRA : 6	GER : 2	ITA : 6	JPN : 3	MDA : 1	NOR : 1
RUS : 2	SLO : 3	SUI : 4	SWE : 6	USA : 4	

LEGEND

Base Last season WCSL points
X (Base / number of planned races in the current season) * number of completed races in the current season
Y WC points won in the current season
WCSL-SL World Cup Start List points for Slalom

21-12-2009 / Alta Badia (ITA) / 0817

Page 3/3

www.fis-ski.com

Generation Date: MON 21 DEC 2009

Time: 13:50

Document: 60A 1.0



AUDI FIS SKI WORLD CUP 2009/10

AFTER 2nd MEN'S SLALOM OVERALL FIS WCSL LIST

Number of Competitors: 173

Rank	FIS Code	Name	Nation	WCSL	DH	SL	GS	SG	SC
1	50625	RAICH Benjamin	AUT	1236	29 (44)	231 (9)	506 (1)	235 (4)	235 (2)
2	421328	SVINDAL Aksel Lund	NOR	1162	327 (5)	9 (64)	281 (6)	355 (1)	190 (5)
3	510030	CUCHE Didier	SUI	1085	443 (2)	–	419 (3)	199 (6)	24 (31)
4	511313	JANKA Carlo	SUI	1082	316 (6)	–	342 (5)	179 (7)	245 (1)
5	192665	GRANGE Jean-Baptiste	FRA	785	–	493 (3)	150 (14)	–	142 (9)
6	50041	WALCHHOFER Michael	AUT	774	468 (1)	–	–	284 (2)	22 (34)
7	380260	KOSTELIC Ivica	CRO	770	19 (49)	443 (5)	131 (17)	45 (29)	132 (10)
8	510727	DEFAGO Didier	SUI	725	286 (7)	–	89 (21)	248 (3)	102 (14)
9	534562	LIGETY Ted	USA	684	–	103 (23)	432 (2)	145 (10)	4 (58)
10	191459	LIZEROUX Julien	FRA	663	–	480 (4)	14 (49)	–	169 (7)
11	53831	HIRSCHER Marcel	AUT	606	–	207 (14)	232 (7)	24 (38)	143 (8)
12	292491	MOELGG Manfred	ITA	597	–	346 (6)	156 (13)	20 (40)	75 (18)
13	532431	MILLER Bode	USA	592	286 (7)	134 (20)	16 (47)	111 (17)	45 (23)
14	292514	HEEL Werner	ITA	563	282 (9)	–	–	231 (5)	50 (21)
15	510890	ZURBRIGGEN Silvan	SUI	532	47 (38)	227 (10)	25 (41)	38 (31)	195 (4)
16	51215	BAUMANN Romed	AUT	531	93 (25)	–	199 (9)	13 (45)	226 (3)
17	50605	HERBST Rinfried	AUT	517	–	517 (1)	–	–	–
18	293006	INNERHOFER Christof	ITA	516	207 (13)	15 (56)	23 (42)	163 (8)	108 (12)
19	50624	PRANGER Manfred	AUT	501	–	501 (2)	–	–	–
20	102899	OSBORNE-PARADIS Manuel	CAN	471	333 (4)	–	–	138 (12)	–
21	50753	KROELL Klaus	AUT	459	341 (3)	–	–	118 (16)	–
22	292455	FILL Peter	ITA	443	193 (16)	–	27 (39)	120 (15)	103 (13)
23	292000	BLARDONE Massimiliano	ITA	415	–	–	415 (4)	–	–
24	102263	GUAY Erik	CAN	382	227 (11)	–	–	155 (9)	–
25	102873	KUCERA John	CAN	352	202 (14)	–	2 (63)	102 (19)	46 (22)
26	510767	HOFFMANN Ambrosi	SUI	347	238 (10)	–	–	109 (18)	–
27	421483	JANSRUD Kjetil	NOR	301	8 (57)	–	220 (8)	32 (34)	41 (24)
28	350032	BUECHEL Marco	LIE	296	200 (15)	–	–	96 (20)	–
29	501111	HARGIN Mattias	SWE	295	–	295 (7)	–	–	–
30	51005	SCHEIBER Mario	AUT	274	135 (21)	–	7 (56)	128 (14)	4 (58)
31	102961	DIXON Robbie	CAN	263	149 (19)	–	20 (45)	94 (21)	–
32	192746	THEAUX Adrien	FRA	262	154 (18)	–	13 (50)	66 (25)	29 (29)
33	533131	SULLIVAN Marco	USA	250	159 (17)	–	–	91 (22)	–
34	510993	ALBRECHT Daniel	SUI	242	70 (28)	9 (64)	110 (18)	29 (36)	24 (31)
35	500656	LARSSON Markus	SWE	237	–	70 (28)	81 (24)	–	86 (16)
35	511352	VILETTA Sandro	SUI	237	–	32 (41)	73 (28)	–	132 (10)
37	50707	MATT Mario	AUT	234	–	226 (11)	8 (55)	–	–



AUDI FIS SKI WORLD CUP 2009/10



AFTER 2nd MEN'S SLALOM OVERALL FIS WCSL LIST

Number of Competitors: 173

Rank	FIS Code	Name	Nation	WCSL	DH	SL	GS	SG	SC
38	50423	MAIER Hermann	AUT	233	101 (24)	-	-	132 (13)	-
39	290478	ROCCA Giorgio	ITA	232	-	232 (8)	-	-	-
40	501076	OLSSON Hans	SWE	228	224 (12)	-	-	-	4 (58)
40	380292	ZRNCIC-DIM Natko	CRO	228	13 (52)	23 (49)	-	7 (52)	185 (6)
42	192506	MISSILLIER Steve	FRA	225	-	139 (19)	86 (23)	-	-
42	501017	MYHRER Andre	SWE	225	-	210 (13)	4 (59)	-	11 (48)
44	102435	JANYK Michael	CAN	221	-	221 (12)	-	-	-
45	290998	STAUDACHER Patrick	ITA	218	58 (34)	-	-	141 (11)	19 (36)
46	201702	NEUREUTHER Felix	GER	207	-	183 (17)	11 (51)	-	13 (44)
47	421400	MYHRE Lars Elton	NOR	198	1 (66)	120 (22)	-	-	77 (17)
47	50742	REICHELTH Hannes	AUT	198	-	-	135 (16)	63 (26)	-
49	293098	RAZZOLI Giuliano	ITA	195	-	195 (15)	-	-	-
50	292120	SIMONCELLI Davide	ITA	194	-	-	194 (10)	-	-
51	51007	SCHOERGHOFFER Philipp	AUT	192	-	-	167 (12)	-	25 (30)
52	290732	THALER Patrick	ITA	191	-	191 (16)	-	-	-
53	560332	JERMAN Andrej	SLO	185	142 (20)	-	-	29 (36)	14 (40)
54	191423	RICHARD Cyprien	FRA	179	-	-	179 (11)	-	-
55	560425	VAJDIC Bernard	SLO	160	-	150 (18)	10 (52)	-	-
56	50547	SCHOENFELDER Rainer	AUT	152	9 (55)	41 (38)	3 (62)	-	99 (15)
57	510747	GRUENENFELDER Tobias	SUI	147	68 (29)	-	-	79 (23)	-
58	192504	MERMILLOD BLONDIN T.	FRA	140	-	29 (46)	58 (31)	-	53 (20)
58	290693	PLONER Alexander	ITA	140	-	-	140 (15)	-	-
60	500499	BROLENIUS Johan	SWE	134	-	134 (20)	-	-	-
61	500150	JAERBYN Patrik	SWE	128	76 (27)	-	-	52 (27)	-
61	530939	WEIBRECHT Andrew	USA	128	62 (30)	-	-	52 (27)	14 (40)
63	560406	GORZA Ales	SLO	125	-	-	29 (38)	74 (24)	22 (34)
64	191740	CLAREY Johan	FRA	120	106 (23)	-	-	-	14 (40)
65	50695	BUDER Andreas	AUT	119	119 (22)	-	-	-	-
65	191746	DE TESSIERES Gauthier	FRA	119	-	-	89 (21)	30 (35)	-
67	510997	BERTHOD Marc	SUI	118	3 (61)	-	108 (19)	7 (52)	-
67	50600	GOERGL Stephan	AUT	118	-	-	81 (24)	37 (32)	-
69	50858	STREITBERGER Georg	AUT	116	60 (31)	-	-	42 (30)	14 (40)
70	180251	PALANDER Kalle	FIN	102	-	34 (40)	68 (29)	-	-
71	560355	VALENCIC Mitja	SLO	101	-	101 (24)	-	-	-
72	50451	GRUBER Christoph	AUT	97	43 (39)	-	30 (37)	24 (38)	-
73	191750	FANARA Thomas	FRA	95	-	-	95 (20)	-	-
74	292291	THANEI Stefan	ITA	92	40 (42)	-	-	14 (44)	38 (26)

21-12-2009 / Alta Badia (ITA) / 0817

Page 2/5

www.fis-ski.com

Generation Date: MON 21 DEC 2009

Time: 13:50

Document: 60B 1.0





AUDI FIS SKI WORLD CUP 2009/10



AFTER 2nd MEN'S SLALOM OVERALL FIS WCSL LIST

Number of Competitors: 173

Rank	FIS Code	Name	Nation	WCSL	DH	SL	GS	SG	SC
75	150644	KRYZL Krystof	CZE	91	–	50 (33)	4 (59)	–	37 (27)
75	191964	POISSON David	FRA	91	91 (26)	–	–	–	–
77	511127	GINI Marc	SUI	89	–	87 (25)	2 (63)	–	–
78	534040	COCHRAN Jimmy	USA	86	–	86 (26)	–	–	–
79	480736	HOROSHILOV Alexandr	RUS	79	–	20 (52)	–	1 (69)	58 (19)
80	534939	FISHER Erik	USA	78	60 (31)	–	–	18 (41)	–
80	101895	ROY Jean-Philippe	CAN	78	–	–	78 (26)	–	–
80	292250	SCHIEPPATI Alberto	ITA	78	–	–	78 (26)	–	–
83	511139	KUENG Patrick	SUI	76	57 (35)	–	–	12 (48)	7 (52)
84	50981	HOERL Wolfgang	AUT	75	–	75 (27)	–	–	–
85	420148	KARLSEN Truls Ove	NOR	69	–	–	65 (30)	2 (66)	2 (64)
86	50931	BECHTER Patrick	AUT	67	–	67 (29)	–	–	–
87	910000	IMBODEN Urs	MDA	62	–	62 (30)	–	–	–
87	533866	NYMAN Steven	USA	62	59 (33)	–	–	3 (62)	–
87	191778	PICHOT Sebastien	FRA	62	–	–	16 (47)	7 (52)	39 (25)
90	534567	LANNING T J	USA	61	50 (36)	–	–	11 (49)	–
91	150398	BANK Ondrej	CZE	60	–	5 (68)	40 (32)	–	15 (38)
92	102814	BOURQUE Francois	CAN	59	–	–	26 (40)	33 (33)	–
92	102239	COUSINEAU Julien	CAN	59	–	51 (32)	–	–	8 (51)
94	560371	DRAGSIC Mitja	SLO	55	–	55 (31)	–	–	–
95	501101	BYGGMARK Jens	SWE	54	–	49 (34)	–	–	5 (55)
95	560447	SPORN Andrej	SLO	54	29 (44)	–	–	13 (45)	12 (46)
97	191116	DALCIN Pierre-Emmanuel	FRA	49	49 (37)	–	–	–	–
98	291145	DEVILLE Cristian	ITA	47	–	47 (35)	–	–	–
98	534959	JITLOFF Tim	USA	47	–	13 (58)	34 (35)	–	–
100	561067	PERKO Rok	SLO	44	42 (40)	–	–	2 (66)	–
101	102922	WHITE Trevor	CAN	43	–	43 (36)	–	–	–
102	501223	BAECK Axel	SWE	42	–	42 (37)	–	–	–
102	291641	SULZENBACHER Kurt	ITA	42	42 (40)	–	–	–	–
104	421669	HAUGEN Leif Kristian	NOR	38	–	–	38 (33)	–	–
104	102912	SPENCE Brad	CAN	38	–	38 (39)	–	–	–
106	180534	SANDELL Marcus	FIN	37	–	–	35 (34)	–	2 (64)
107	511383	FEUZ Beat	SUI	36	12 (53)	–	–	–	24 (31)
107	50833	GRUGGER Hans	AUT	36	23 (46)	–	–	13 (45)	–
107	532490	MACARTNEY Scott	USA	36	32 (43)	–	–	4 (61)	–
110	190677	CHENAL Joel	FRA	34	–	–	34 (35)	–	–
111	501026	RAINER Niklas	SWE	33	–	–	–	3 (62)	30 (28)

21-12-2009 / Alta Badia (ITA) / 0817

Page 3/5

www.fis-ski.com

Generation Date: MON 21 DEC 2009

Time: 13:50

Document: 60B 1.0





AUDI FIS SKI WORLD CUP 2009/10



AFTER 2nd MEN'S SLALOM OVERALL FIS WCSL LIST

Number of Competitors: 173

Rank	FIS Code	Name	Nation	WCSL	DH	SL	GS	SG	SC
112	102456	BIGGS Patrick	CAN	32	-	32 (41)	-	-	-
112	301709	YUASA Naoki	JPN	32	-	32 (41)	-	-	-
114	92591	ALBRECHT Kilian	BUL	30	-	30 (44)	-	-	-
114	191640	ANSELMET Alexandre	FRA	30	-	30 (44)	-	-	-
116	150594	TREJBAL Filip	CZE	29	-	29 (46)	-	-	-
117	301312	SASAKI Akira	JPN	28	-	28 (48)	-	-	-
118	201606	KEPPLER Stephan	GER	27	22 (47)	-	-	1 (69)	4 (58)
119	180292	LEINO Jukka	FIN	26	-	21 (51)	5 (58)	-	-
120	292056	GUFLER Michael	ITA	23	-	-	23 (42)	-	-
120	102271	HUDEC Jan	CAN	23	21 (48)	-	-	2 (66)	-
120	533397	ZAMANSKY Jake	USA	23	-	-	23 (42)	-	-
123	201422	KOGLER Stefan	GER	22	-	22 (50)	-	-	-
124	191591	BERTRAND Yannick	FRA	19	12 (53)	-	-	7 (52)	-
124	192932	FAYED Guillermo	FRA	19	19 (49)	-	-	-	-
124	561085	KRIZAJ Andrej	SLO	19	-	-	-	16 (42)	3 (62)
124	511159	NOESIG Christoph	AUT	19	-	-	19 (46)	-	-
124	291459	PARIS Dominik	ITA	19	3 (61)	-	-	1 (69)	15 (38)
124	51327	PUCHNER Joachim	AUT	19	-	-	-	-	19 (36)
124	150421	ZAHROBSKY Petr	CZE	19	14 (51)	-	-	5 (60)	-
131	201987	STRODL Andreas	GER	18	3 (61)	-	-	15 (43)	-
132	100115	GRANDI Thomas	CAN	16	-	16 (53)	-	-	-
132	50997	OMMINGER Andreas	AUT	16	-	16 (53)	-	-	-
132	193347	TISSOT Maxime	FRA	16	-	16 (53)	-	-	-
135	511039	KREUZER Ralf	SUI	15	6 (58)	-	-	9 (51)	-
135	292831	PIERUZ Aronne	ITA	15	-	-	-	3 (62)	12 (46)
137	511174	VOGEL Markus	SUI	14	-	14 (57)	-	-	-
138	300804	MINAGAWA Kentaro	JPN	13	-	13 (58)	-	-	-
138	380291	RATKIC Ivan	CRO	13	-	-	-	-	13 (44)
138	201542	STRODL Peter	GER	13	6 (58)	-	-	7 (52)	-
138	481006	ZUEV Stepan	RUS	13	-	13 (58)	-	-	-
142	50900	KOLL Alexander	AUT	12	-	12 (61)	-	-	-
142	192943	OBERT Anthony	FRA	12	-	12 (61)	-	-	-
144	191462	PAQUIN Pierre	FRA	11	-	-	-	-	11 (48)
144	380298	SIROKI Tin	CRO	11	-	-	-	-	11 (48)
146	103512	FRISCH Jeffrey	CAN	10	-	-	10 (52)	-	-
146	561032	JAZBEC Janez	SLO	10	-	-	10 (52)	-	-
146	201811	STECHERT Tobias	GER	10	-	-	-	10 (50)	-

21-12-2009 / Alta Badia (ITA) / 0817

Page 4/5

www.fis-ski.com

Generation Date: MON 21 DEC 2009

Time: 13:50

Document: 60B 1.0





AUDI FIS SKI WORLD CUP 2009/10



AFTER 2nd MEN'S SLALOM OVERALL FIS WCSL LIST

Number of Competitors: 173

Rank	FIS Code	Name	Nation	WCSL	DH	SL	GS	SG	SC
146	201896	STEHLE Dominik	GER	10	–	10 (63)	–	–	–
150	103090	HELIE Louis-Pierre	CAN	9	9 (55)	–	–	–	–
151	533739	MARSHALL Cody	USA	8	–	8 (66)	–	–	–
152	700724	BABUSIAK Jaroslav	SVK	7	–	–	–	–	7 (52)
152	510307	BRAND Olivier	SUI	7	–	–	–	7 (52)	–
152	531799	FORD Tommy	USA	7	–	–	7 (56)	–	–
152	291399	GIRARDI Walter	ITA	7	–	–	–	7 (52)	–
152	380290	SAMSAL Dalibor	CRO	7	–	7 (67)	–	–	–
157	50761	ALSTER Christoph	AUT	6	–	–	–	6 (59)	–
157	90131	GEORGIEV Georgi	BUL	6	–	–	–	–	6 (54)
159	250127	BJOERGVINSSON Bjoergvin	ISL	5	–	5 (68)	–	–	–
159	293797	GROSS Stefano	ITA	5	–	5 (68)	–	–	–
159	20174	VIDOSA Roger	AND	5	–	–	–	–	5 (55)
159	150495	VRABLIK Martin	CZE	5	–	–	–	–	5 (55)
163	192653	FREY Thomas	FRA	4	–	–	4 (59)	–	–
163	50831	GRAGGABER Thomas	AUT	4	4 (60)	–	–	–	–
163	51332	SCHEIBER Florian	AUT	4	–	–	–	3 (62)	1 (68)
166	193034	BOUILLOT Alexandre	FRA	3	–	–	–	–	3 (62)
166	40171	BRANCH Craig	AUS	3	3 (61)	–	–	–	–
166	511142	LUEOEND Vitus	SUI	3	3 (61)	–	–	–	–
169	190915	BOURGEAT Pierrick	FRA	2	–	–	–	–	2 (64)
169	561087	MARKIC Gasper	SLO	2	–	–	–	–	2 (64)
169	501324	OLSSON Matts	SWE	2	–	–	2 (63)	–	–
172	294277	KLOTZ Siegmur	ITA	1	–	–	–	–	1 (68)
172	510498	ZUEGER Cornel	SUI	1	1 (66)	–	–	–	–

LEGEND

SC Super Combined points **SG** Super-G points **DH** Downhill points **WCSL** Overall points **SL** Slalom points
GS Giant Slalom points

21-12-2009 / Alta Badia (ITA) / 0817

Page 5/5

www.fis-ski.com

Generation Date: MON 21 DEC 2009

Time: 13:50

Document: 60B 1.0





AUDI FIS SKI WORLD CUP 2009/10



2nd MEN'S SLALOM SLALOM FIS WORLD CUP STANDINGS

Number of Competitors: 42

15 NOV 2009 Levi (FIN)
21 DEC 2009 Alta Badia (ITA)

Rank	FIS Code	Name	Nation	1	2	WC-SL	Diff.
1	50605	HERBST Reinfried	AUT	100	100	200	
2	510890	ZURBRIGGEN Silvan	SUI	22	80	102	- 98
3	50624	PRANGER Manfred	AUT	29	60	89	- 111
4	191459	LIZEROUX Julien	FRA	45	36	81	- 119
5	380260	KOSTELIC Ivica	CRO	80	-	80	- 120
6	290478	ROCCA Giorgio	ITA	32	32	64	- 136
7	102435	JANYK Michael	CAN	18	45	63	- 137
8	192665	GRANGE Jean-Baptiste	FRA	60	-	60	- 140
9	421400	MYHRE Lars Elton	NOR	40	13	53	- 147
10	501111	HARGIN Mattias	SWE	50	-	50	- 150
10	292491	MOELGG Manfred	ITA	-	50	50	- 150
12	501223	BAECK Axel	SWE	16	26	42	- 158
13	534040	COCHRAN Jimmy	USA	12	29	41	- 159
14	50625	RAICH Benjamin	AUT	40	-	40	- 160
14	293098	RAZZOLI Giuliano	ITA	-	40	40	- 160
16	511127	GINI Marc	SUI	26	11	37	- 163
17	290732	THALER Patrick	ITA	10	24	34	- 166
18	560355	VALENCIC Mitja	SLO	20	7	27	- 173
19	501017	MYHRER Andre	SWE	24	-	24	- 176
20	102912	SPENCE Brad	CAN	-	22	22	- 178
21	102239	COUSINEAU Julien	CAN	7	14	21	- 179
22	501101	BYGGMARK Jens	SWE	-	20	20	- 180
23	150594	TREJBAL Filip	CZE	-	18	18	- 182
24	193347	TISSOT Maxime	FRA	-	16	16	- 184
25	192506	MISSILLIER Steve	FRA	15	-	15	- 185
25	301312	SASAKI Akira	JPN	-	15	15	- 185
27	500656	LARSSON Markus	SWE	14	-	14	- 186
28	534562	LIGETY Ted	USA	13	-	13	- 187
29	192943	OBERT Anthony	FRA	-	12	12	- 188
30	50547	SCHOENFELDER Rainer	AUT	11	-	11	- 189
31	102456	BIGGS Patrick	CAN	-	10	10	- 190
32	421328	SVINDAL Aksel Lund	NOR	-	9	9	- 191
32	102922	WHITE Trevor	CAN	9	-	9	- 191
34	191640	ANSELMET Alexandre	FRA	8	-	8	- 192
34	301709	YUASA Naoki	JPN	-	8	8	- 192

21-12-2009 / Alta Badia (ITA) / 0817

Page 1/2

www.fis-ski.com

Generation Date: MON 21 DEC 2009

Time: 13:50

Document: 25A 1.0





AUDI FIS SKI WORLD CUP 2009/10



2nd MEN'S SLALOM SLALOM FIS WORLD CUP STANDINGS

Number of Competitors: 42

15 NOV 2009 Levi (FIN)
21 DEC 2009 Alta Badia (ITA)

Rank	FIS Code	Name	Nation	1	2	WC-SL	Diff.
36	300804	MINAGAWA Kentaro	JPN	-	7	7	- 193
37	201702	NEUREUTHER Felix	GER	6	-	6	- 194
38	53831	HIRSCHER Marcel	AUT	5	-	5	- 195
38	192504	MERMILLOD BLONDIN T.	FRA	-	5	5	- 195
40	293006	INNERHOFER Christof	ITA	-	4	4	- 196
41	910000	IMBODEN Urs	MDA	-	3	3	- 197
42	480736	HOROSHILOV Alexandr	RUS	-	2	2	- 198

LEGEND

WC-SL World Cup points for Slalom Diff. Points Difference

21-12-2009 / Alta Badia (ITA) / 0817

Page 2/2

www.fis-ski.com

Generation Date: MON 21 DEC 2009

Time: 13:50

Document: 25A 1.0





AUDI FIS SKI WORLD CUP 2009/10



2nd MEN'S SLALOM OVERALL FIS WORLD CUP STANDINGS

Number of Competitors: 126

Rank	FIS Code	Name	Nation	Points	DH	SL	GS	SG	SC
					3 races	2 races	4 races	3 races	2 races
1	50625	RAICH Benjamin	AUT	565	–	40 (14)	235 (1)	154 (2)	136 (1)
2	511313	JANKA Carlo	SUI	553	160 (2)	–	173 (4)	120 (5)	100 (3)
3	421328	SVINDAL Aksel Lund	NOR	443	74 (11)	9 (32)	137 (7)	154 (2)	69 (7)
4	510030	CUCHE Didier	SUI	436	206 (1)	–	162 (5)	55 (14)	13 (30)
5	50041	WALCHHOFER Michael	AUT	333	140 (3)	–	–	180 (1)	13 (30)
6	534562	LIGETY Ted	USA	317	–	13 (28)	192 (3)	112 (6)	–
7	51215	BAUMANN Romed	AUT	258	43 (18)	–	97 (12)	13 (33)	105 (2)
8	510727	DEFAGO Didier	SUI	256	44 (17)	–	41 (23)	91 (8)	80 (5)
9	102899	OSBORNE–PARADIS Manuel	CAN	242	118 (4)	–	–	124 (4)	–
10	53831	HIRSCHER Marcel	AUT	235	–	5 (38)	126 (8)	24 (25)	80 (5)
11	292491	MOELGG Manfred	ITA	232	–	50 (10)	95 (13)	20 (28)	67 (8)
12	292000	BLARDONE Massimiliano	ITA	230	–	–	230 (2)	–	–
13	292514	HEEL Werner	ITA	227	116 (5)	–	–	74 (12)	37 (15)
14	50605	HERBST Reinfried	AUT	200	–	200 (1)	–	–	–
14	532431	MILLER Bode	USA	200	81 (9)	–	–	74 (12)	45 (12)
16	51005	SCHEIBER Mario	AUT	196	106 (6)	–	–	90 (9)	–
16	510890	ZURBRIGGEN Silvan	SUI	196	18 (30)	102 (2)	25 (29)	25 (23)	26 (19)
18	421483	JANSRUD Kjetil	NOR	171	8 (41)	–	114 (9)	25 (23)	24 (20)
19	102961	DIXON Robbie	CAN	169	72 (12)	–	20 (32)	77 (11)	–
20	380260	KOSTELIC Ivica	CRO	167	13 (33)	80 (5)	22 (31)	20 (28)	32 (17)
21	290998	STAUDACHER Patrick	ITA	162	51 (15)	–	–	111 (7)	–
22	192665	GRANGE Jean–Baptiste	FRA	146	–	60 (8)	36 (27)	–	50 (11)
23	292120	SIMONCELLI Davide	ITA	141	–	–	141 (6)	–	–
24	510767	HOFFMANN Ambrosi	SUI	140	105 (7)	–	–	35 (19)	–
25	191459	LIZEROUX Julien	FRA	133	–	81 (4)	14 (35)	–	38 (13)
26	102263	GUAY Erik	CAN	122	36 (24)	–	–	86 (10)	–
27	500656	LARSSON Markus	SWE	116	–	14 (27)	46 (19)	–	56 (10)
28	191423	RICHARD Cyprien	FRA	111	–	–	111 (10)	–	–
29	192746	THEAUX Adrien	FRA	108	24 (26)	–	13 (36)	55 (14)	16 (26)
30	293006	INNERHOFER Christof	ITA	104	24 (26)	4 (40)	–	38 (17)	38 (13)
30	511352	VILETTA Sandro	SUI	104	–	–	42 (22)	–	62 (9)
32	530939	WEIBRECHT Andrew	USA	103	53 (13)	–	–	38 (17)	12 (33)
33	290693	PLONER Alexander	ITA	100	–	–	100 (11)	–	–
34	50742	REICHELTH Hannes	AUT	95	–	–	71 (14)	24 (25)	–
34	380292	ZRNCIC–DIM Natko	CRO	95	6 (44)	–	–	7 (42)	82 (4)
36	51007	SCHOERGHOFFER Philipp	AUT	92	–	–	68 (16)	–	24 (20)
37	191740	CLAREY Johan	FRA	89	75 (10)	–	–	–	14 (29)

21-12-2009 / Alta Badia (ITA) / 0817

Page 1/4

www.fis-ski.com

Generation Date: MON 21 DEC 2009

Time: 13:50

Document: 25B 1.0





AUDI FIS SKI WORLD CUP 2009/10



2nd MEN'S SLALOM OVERALL FIS WORLD CUP STANDINGS

Number of Competitors: 126

Rank	FIS Code	Name	Nation	Points	DH	SL	GS	SG	SC
					3 races	2 races	4 races	3 races	2 races
37	50624	PRANGER Manfred	AUT	89	–	89 (3)	–	–	–
39	421400	MYHRE Lars Elton	NOR	86	–	53 (9)	–	–	33 (16)
40	501076	OLSSON Hans	SWE	84	84 (8)	–	–	–	–
41	192504	MERMILLOD BLONDIN T.	FRA	76	–	5 (38)	53 (17)	–	18 (25)
42	350032	BUECHEL Marco	LIE	70	36 (24)	–	–	34 (20)	–
43	510747	GRUENENFELDER Tobias	SUI	69	41 (19)	–	–	28 (21)	–
43	292250	SCHIEPPATI Alberto	ITA	69	–	–	69 (15)	–	–
45	560406	GORZA Ales	SLO	66	–	–	12 (37)	54 (16)	–
45	500150	JAERBYN Patrik	SWE	66	52 (14)	–	–	14 (32)	–
45	533131	SULLIVAN Marco	USA	66	40 (20)	–	–	26 (22)	–
48	290478	ROCCA Giorgio	ITA	64	–	64 (6)	–	–	–
49	102435	JANYK Michael	CAN	63	–	63 (7)	–	–	–
49	511139	KUENG Patrick	SUI	63	51 (15)	–	–	12 (36)	–
51	50753	KROELL Klaus	AUT	61	39 (22)	–	–	22 (27)	–
52	191746	DE TESSIERES Gauthier	FRA	55	–	–	39 (25)	16 (30)	–
53	501111	HARGIN Mattias	SWE	50	–	50 (10)	–	–	–
54	510997	BERTHOD Marc	SUI	48	–	–	48 (18)	–	–
54	420148	KARLSEN Truls Ove	NOR	48	–	–	44 (20)	2 (50)	2 (40)
54	192506	MISSILLIER Steve	FRA	48	–	15 (25)	33 (28)	–	–
57	191778	PICHOT Sebastien	FRA	46	–	–	9 (42)	7 (42)	30 (18)
58	101895	ROY Jean-Philippe	CAN	43	–	–	43 (21)	–	–
59	501223	BAECK Axel	SWE	42	–	42 (12)	–	–	–
60	534040	COCHRAN Jimmy	USA	41	–	41 (13)	–	–	–
61	150398	BANK Ondrej	CZE	40	–	–	40 (24)	–	–
61	102873	KUCERA John	CAN	40	40 (20)	–	–	–	–
61	293098	RAZZOLI Giuliano	ITA	40	–	40 (14)	–	–	–
64	421669	HAUGEN Leif Kristian	NOR	38	–	–	38 (26)	–	–
65	511127	GINI Marc	SUI	37	–	37 (16)	–	–	–
65	191964	POISSON David	FRA	37	37 (23)	–	–	–	–
67	511383	FEUZ Beat	SUI	36	12 (36)	–	–	–	24 (20)
67	560447	SPORN Andrej	SLO	36	20 (28)	–	–	11 (38)	5 (36)
69	292291	THANEI Stefan	ITA	35	11 (37)	–	–	5 (45)	19 (23)
70	290732	THALER Patrick	ITA	34	–	34 (17)	–	–	–
71	534939	FISHER Erik	USA	30	18 (30)	–	–	12 (36)	–
72	560355	VALENCIC Mitja	SLO	27	–	27 (18)	–	–	–
73	201702	NEUREUTHER Felix	GER	26	–	6 (37)	11 (38)	–	9 (35)
74	501017	MYHRER Andre	SWE	24	–	24 (19)	–	–	–

21-12-2009 / Alta Badia (ITA) / 0817

Page 2/4

www.fis-ski.com

Generation Date: MON 21 DEC 2009

Time: 13:50

Document: 25B 1.0





AUDI FIS SKI WORLD CUP 2009/10



2nd MEN'S SLALOM OVERALL FIS WORLD CUP STANDINGS

Number of Competitors: 126

Rank	FIS Code	Name	Nation	Points	DH 3 races	SL 2 races	GS 4 races	SG 3 races	SC 2 races
75	292056	GUFLER Michael	ITA	23	–	–	23 (30)	–	–
76	102912	SPENCE Brad	CAN	22	–	22 (20)	–	–	–
77	102239	COUSINEAU Julien	CAN	21	–	21 (21)	–	–	–
78	501101	BYGGMARK Jens	SWE	20	–	20 (22)	–	–	–
79	561085	KRIZAJ Andrej	SLO	19	–	–	–	16 (30)	3 (38)
79	291459	PARIS Dominik	ITA	19	3 (47)	–	–	1 (52)	15 (27)
79	561067	PERKO Rok	SLO	19	19 (29)	–	–	–	–
79	51327	PUCHNER Joachim	AUT	19	–	–	–	–	19 (23)
83	501026	RAINER Niklas	SWE	18	–	–	–	3 (48)	15 (27)
83	150594	TREJBAL Filip	CZE	18	–	18 (23)	–	–	–
85	480736	HOROSHILOV Alexandr	RUS	16	–	2 (42)	–	1 (52)	13 (30)
85	51159	NOESIG Christoph	AUT	16	–	–	16 (33)	–	–
85	193347	TISSOT Maxime	FRA	16	–	16 (24)	–	–	–
88	50600	GOERGL Stephan	AUT	15	–	–	15 (34)	–	–
88	511039	KREUZER Ralf	SUI	15	6 (44)	–	–	9 (41)	–
88	301312	SASAKI Akira	JPN	15	–	15 (25)	–	–	–
91	50833	GRUGGER Hans	AUT	14	14 (32)	–	–	–	–
91	50858	STREITBERGER Georg	AUT	14	1 (49)	–	–	13 (33)	–
91	150421	ZAHROBSKY Petr	CZE	14	10 (38)	–	–	4 (46)	–
94	191591	BERTRAND Yannick	FRA	13	6 (44)	–	–	7 (42)	–
94	50451	GRUBER Christoph	AUT	13	–	–	–	13 (33)	–
94	560332	JERMAN Andrej	SLO	13	13 (33)	–	–	–	–
94	533866	NYMAN Steven	USA	13	13 (33)	–	–	–	–
98	192943	OBERT Anthony	FRA	12	–	12 (29)	–	–	–
98	292831	PIERUZ Aronne	ITA	12	–	–	–	–	12 (33)
100	50547	SCHOENFELDER Rainer	AUT	11	–	11 (30)	–	–	–
100	201987	STRODL Andreas	GER	11	–	–	–	11 (38)	–
102	102456	BIGGS Patrick	CAN	10	–	10 (31)	–	–	–
102	192932	FAYED Guillermo	FRA	10	10 (38)	–	–	–	–
102	103512	FRISCH Jeffrey	CAN	10	–	–	10 (39)	–	–
102	561032	JAZBEC Janez	SLO	10	–	–	10 (39)	–	–
102	201811	STECHELT Tobias	GER	10	–	–	–	10 (40)	–
102	533397	ZAMANSKY Jake	USA	10	–	–	10 (39)	–	–
108	103090	HELIE Louis-Pierre	CAN	9	9 (40)	–	–	–	–
108	102922	WHITE Trevor	CAN	9	–	9 (32)	–	–	–
110	191640	ANSELMET Alexandre	FRA	8	–	8 (34)	–	–	–
110	191750	FANARA Thomas	FRA	8	–	–	8 (43)	–	–

21-12-2009 / Alta Badia (ITA) / 0817

Page 3/4

www.fis-ski.com

Generation Date: MON 21 DEC 2009

Time: 13:50

Document: 25B 1.0





AUDI FIS SKI WORLD CUP 2009/10



2nd MEN'S SLALOM OVERALL FIS WORLD CUP STANDINGS

Number of Competitors: 126

Rank	FIS Code	Name	Nation	Points	DH	SL	GS	SG	SC
					3 races	2 races	4 races	3 races	2 races
110	532490	MACARTNEY Scott	USA	8	8 (41)	–	–	–	–
110	301709	YUASA Naoki	JPN	8	–	8 (34)	–	–	–
114	102814	BOURQUE Francois	CAN	7	–	–	3 (45)	4 (46)	–
114	191116	DALCIN Pierre–Emmanuel	FRA	7	7 (43)	–	–	–	–
114	531799	FORD Tommy	USA	7	–	–	7 (44)	–	–
114	300804	MINAGAWA Kentaro	JPN	7	–	7 (36)	–	–	–
118	201606	KEPPLER Stephan	GER	4	–	–	–	–	4 (37)
118	51332	SCHEIBER Florian	AUT	4	–	–	–	3 (48)	1 (42)
120	193034	BOUILLOT Alexandre	FRA	3	–	–	–	–	3 (38)
120	40171	BRANCH Craig	AUS	3	3 (47)	–	–	–	–
120	910000	IMBODEN Urs	MDA	3	–	3 (41)	–	–	–
120	534959	JITLOFF Tim	USA	3	–	–	3 (45)	–	–
124	102271	HUDEC Jan	CAN	2	–	–	–	2 (50)	–
124	561087	MARKIC Gasper	SLO	2	–	–	–	–	2 (40)
126	380291	RATKIC Ivan	CRO	1	–	–	–	–	1 (42)

LEGEND

SC Super Combined points SG Super-G points DH Downhill points Points Overall points SL Slalom points
GS Giant Slalom points

21-12-2009 / Alta Badia (ITA) / 0817

Page 4/4

www.fis-ski.com

Generation Date: MON 21 DEC 2009

Time: 13:50

Document: 25B 1.0





AUDI FIS SKI WORLD CUP 2009/10



2nd MEN'S SLALOM MEN FIS NATION CUP

Number of Nations: 17

Place	Nation	Points	Diff.	DH	SL	GS	SG	SC
1	AUT Austria	2230		343	345	628	536	378
2	SUI Switzerland	1953	- 277	643	139	491	375	305
3	ITA Italy	1492	- 738	205	192	658	249	188
4	FRA France	926	- 1304	159	197	316	85	169
5	USA United States	798	- 1432	213	54	212	262	57
6	NOR Norway	786	- 1444	82	62	333	181	128
7	CAN Canada	769	- 1461	275	125	76	293	-
8	SWE Sweden	420	- 1810	136	150	46	17	71
9	CRO Croatia	263	- 1967	19	80	22	27	115
10	SLO Slovenia	192	- 2038	52	27	22	81	10
11	CZE Czech Republic	72	- 2158	10	18	40	4	-
12	LIE Liechtenstein	70	- 2160	36	-	-	34	-
13	GER Germany	51	- 2179	-	6	11	21	13
14	JPN Japan	30	- 2200	-	30	-	-	-
15	RUS Russia	16	- 2214	-	2	-	1	13
16	AUS Australia	3	- 2227	3	-	-	-	-
16	MDA Moldova	3	- 2227	-	3	-	-	-





AUDI FIS SKI WORLD CUP 2009/10



2nd MEN'S SLALOM FIS OVERALL NATION CUP

Number of Nations: 21

Place	Nation	Overall			DH Points			SL Points			GS Points			SG Points			SC Points		
		M+W	M	W	M+W	M	W	M+W	M	W	M+W	M	W	M+W	M	W	M+W	M	W
1	AUT	3639	2230	1409	476	343	133	642	345	297	1082	628	454	876	536	340	563	378	185
2	SUI	2783	1953	830	866	643	223	181	139	42	518	491	27	843	375	468	375	305	70
3	ITA	2107	1492	615	243	205	38	309	192	117	1033	658	375	321	249	72	201	188	13
4	FRA	1771	926	845	304	159	145	425	197	228	606	316	290	210	85	125	226	169	57
5	USA	1682	798	884	551	213	338	188	54	134	323	212	111	438	262	176	182	57	125
6	CAN	1295	769	526	559	275	284	233	125	108	82	76	6	385	293	92	36	-	36
7	GER	1293	51	1242	153	-	153	607	6	601	287	11	276	121	21	100	125	13	112
8	SWE	1015	420	595	226	136	90	350	150	200	284	46	238	26	17	9	129	71	58
9	NOR	832	786	46	82	82	-	91	62	29	347	333	14	181	181	-	131	128	3
10	SLO	512	192	320	76	52	24	96	27	69	192	22	170	118	81	37	30	10	20
11	CRO	311	263	48	19	19	-	128	80	48	22	22	-	27	27	-	115	115	-
12	CZE	240	72	168	10	10	-	186	18	168	40	40	-	4	4	-	-	-	-
13	FIN	194	-	194	-	-	-	89	-	89	105	-	105	-	-	-	-	-	-
14	LIE	119	70	49	49	36	13	13	-	13	12	-	12	34	34	-	11	-	11
15	GBR	102	-	102	6	-	6	-	-	-	36	-	36	31	-	31	29	-	29
16	JPN	30	30	-	-	-	-	30	30	-	-	-	-	-	-	-	-	-	-
17	RUS	21	16	5	-	-	-	2	2	-	-	-	-	1	1	-	18	13	5
18	SRB	18	-	18	-	-	-	18	-	18	-	-	-	-	-	-	-	-	-
19	POL	11	-	11	-	-	-	-	-	-	11	-	11	-	-	-	-	-	-
20	AUS	3	3	-	3	3	-	-	-	-	-	-	-	-	-	-	-	-	-
21	MDA	3	3	-	-	-	-	3	3	-	-	-	-	-	-	-	-	-	-





AUDI FIS SKI WORLD CUP 2009/10



AFTER 2nd MEN'S SLALOM MANUFACTURERS STANDINGS MEN

Number of Manufacturers: 10

Place	Manufacturer	Points	Diff.	DH	SL	GS	SG	SC
1	Atomic	2230		480	40	685	645	380
2	Rossignol	1130	- 1100	280	225	130	365	130
3	Head	715	- 1515	375	-	100	155	85
4	Salomon	495	- 1735	-	-	390	-	105
5	Fischer	345	- 1885	-	130	155	-	60
6	Blizzard	200	- 2030	-	200	-	-	-
7	Nordica	90	- 2140	-	90	-	-	-
8	Voelkl	60	- 2170	-	60	-	-	-
9	Dynastar	45	- 2185	-	45	-	-	-
10		40	- 2190	-	-	40	-	-





AUDI FIS SKI WORLD CUP 2009/10



AFTER 2nd MEN'S SLALOM MANUFACTURERS STANDINGS OVERALL

Number of Manufacturers: 11

Place	Manufacturer	Overall			DH Points			SL Points			GS Points			SG Points			SC Points		
		M+W	M	W	M+W	M	W	M+W	M	W	M+W	M	W	M+W	M	W	M+W	M	W
1	Atomic	2860	2230	630	480	480	-	315	40	275	990	685	305	645	645	-	430	380	50
2	Head	2505	715	1790	845	375	470	615	-	615	140	100	40	490	155	335	415	85	330
3	Rossignol	1615	1130	485	280	280	-	305	225	80	435	130	305	465	365	100	130	130	-
4	Salomon	695	495	200	140	-	140	-	-	-	390	390	-	60	-	60	105	105	-
5	Fischer	650	345	305	-	-	-	230	130	100	360	155	205	-	-	-	60	60	-
6	Voelkl	435	60	375	95	-	95	120	60	60	100	-	100	120	-	120	-	-	-
7	Stoeckli	260	-	260	-	-	-	-	-	-	170	-	170	90	-	90	-	-	-
8	Dynastar	215	45	170	85	-	85	45	45	-	-	-	-	85	-	85	-	-	-
9	Blizzard	200	200	-	-	-	-	200	200	-	-	-	-	-	-	-	-	-	-
10	Nordica	90	90	-	-	-	-	90	90	-	-	-	-	-	-	-	-	-	-
11		40	40	-	-	-	-	-	-	-	40	40	-	-	-	-	-	-	-

