



AUDI FIS SKI WORLD CUP 2009/10 Beaver Creek (USA)



2nd MEN'S DOWNHILL

WED 2 DEC 2009

ALPHABETICAL LIST OF COMPETITORS TRAINING 1

Number of Competitors: 91, Number of NSA: 19

Nation	FIS Code	Name	FIS Points (3rd of December 2009 – List 5)									
			DH		SL		GS		SG		SC	
AUS (1)	40171	BRANCH Craig	23.14	(95)	113.50	(3478)	83.75	(2514)	18.55	(95)	105.40	(701)
AUT (14)	51215	BAUMANN Romed	5.71	(24)	42.10	(835)	4.30	(11)	8.74	(43)	1.86	(4)
	50695	BUDER Andreas	4.63	(19)	144.37	(4325)	106.36	(3382)	14.99	(69)	-	
	53817	FRANZ Max	7.76	(42)	30.95	(462)	25.52	(294)	19.62	(106)	34.14	(127)
	50451	GRUBER Christoph	6.00	(31)	174.73	(4990)	11.18	(69)	21.52	(119)	62.42	(328)
	50833	GRUGGER Hans	6.21	(37)	113.99	(3491)	23.59	(256)	6.24	(36)	-	
	53837	KRAMER Manuel	29.33	(125)	78.79	(2277)	26.56	(330)	10.73	(49)	39.68	(157)
	50753	KROELL Klaus	0.93	(2)	517.20	(6343)	148.21	(4754)	3.56	(10)	-	
	51327	PUCHNER Joachim	14.34	(70)	32.71	(511)	15.30	(101)	13.89	(65)	26.62	(78)
	50625	RAICH Benjamin	14.55	(71)	3.61	(8)	0.38	(2)	2.58	(7)	2.69	(9)
	51332	SCHEIBER Florian	18.01	(78)	43.59	(891)	10.91	(66)	8.06	(41)	25.24	(72)
	51005	SCHEIBER Mario	6.27	(38)	30.41	(450)	6.09	(33)	5.75	(23)	6.15	(33)
50547	SCHOENFELDER Rainer	11.46	(53)	6.12	(34)	6.00	(31)	15.60	(73)	2.69	(9)	
50858	STREITBERGER Georg	5.76	(25)	168.46	(4882)	30.18	(432)	5.77	(26)	5.97	(29)	
50041	WALCHHOFER Michael	0.00	(1)	54.90	(1318)	25.43	(291)	2.27	(5)	48.18	(224)	
BUL (1)	90047	GEORGIEV Stefan	65.78	(419)	17.83	(149)	33.82	(570)	51.51	(506)	74.21	(427)
CAN (4)	102961	DIXON Robbie	4.99	(22)	36.02	(617)	7.32	(38)	5.47	(20)	40.03	(162)
	102263	GUAY Erik	3.14	(10)	126.75	(3878)	15.75	(109)	3.63	(11)	76.77	(452)
	103090	HELIE Louis-Pierre	18.54	(80)	11.67	(77)	20.95	(201)	7.86	(40)	24.91	(70)
	102899	OSBORNE-PARADIS Manuel	2.61	(6)	61.12	(1579)	32.05	(506)	4.35	(15)	-	
CRO (3)	380260	KOSTELIC Ivica	17.95	(77)	0.72	(4)	4.11	(9)	5.75	(23)	2.67	(8)
	380291	RATKIC Ivan	47.93	(245)	30.46	(451)	36.19	(651)	34.86	(265)	34.60	(129)
	380292	ZRNCIC-DIM Natko	21.23	(92)	11.26	(73)	35.80	(631)	21.19	(117)	2.53	(6)
CZE (1)	150398	BANK Ondrej	20.96	(89)	7.68	(42)	11.95	(78)	24.71	(152)	5.94	(27)
FRA (11)	191591	BERTRAND Yannick	8.50	(44)	261.49	(5716)	38.13	(719)	9.97	(47)	29.72	(99)
	191740	CLAREY Johan	6.27	(38)	40.56	(770)	40.87	(812)	22.42	(126)	8.66	(38)
	191116	DALCIN Pierre-Emmanuel	5.99	(30)	144.40	(4326)	30.18	(432)	17.54	(89)	-	
	193212	DURAND Jeremie	13.97	(66)	35.66	(605)	24.93	(279)	22.69	(129)	7.85	(37)
	192932	FAYED Guillermo	11.49	(54)	39.14	(720)	43.65	(917)	16.96	(84)	19.35	(54)
	192665	GRANGE Jean-Baptiste	46.13	(232)	0.00	(1)	3.85	(7)	22.09	(123)	2.95	(11)

02-12-2009 / Beaver Creek (USA) / 1601

Page 1/3

Data Processing by LONGINES

www.fis-ski.com

LONGINES Timing

Generation Date: TUE 1 DEC 2009

Time: 17:16

Document: 32E 1.0



ALPHABETICAL LIST OF COMPETITORS TRAINING 1

Number of Competitors: 91, Number of NSA: 19

Nation	FIS Code	Name	FIS Points (3rd of December 2009 – List 5)									
			DH		SL		GS		SG		SC	
FRA (11)	191459	LIZEROUX Julien	35.39	(170)	0.65	(2)	23.04	(243)	18.07	(94)	1.44	(3)
	192504	MERMILLOD BLONDIN Thomas	36.85	(179)	7.50	(41)	11.05	(67)	29.68	(196)	5.15	(19)
	191778	PICHOT Sebastien	39.71	(197)	18.18	(157)	11.24	(70)	18.01	(93)	20.55	(60)
	191964	POISSON David	5.86	(26)	133.57	(4056)	23.69	(259)	23.73	(140)	69.11	(382)
	192746	THEAUX Adrien	4.15	(17)	43.81	(899)	9.95	(58)	5.75	(23)	12.97	(44)
GBR (1)	220695	CRAWFORD Douglas	27.32	(116)	20.22	(201)	21.70	(221)	20.03	(109)	31.85	(112)
GER (6)	201606	KEPPLER Stephan	7.23	(41)	272.74	(5800)	25.76	(304)	17.10	(86)	33.86	(124)
	201702	NEUREUTHER Felix	11.90	(56)	4.22	(13)	9.59	(55)	25.37	(158)	104.74	(696)
	201811	STECHELT Tobias	10.28	(49)	128.31	(3919)	65.61	(1742)	16.92	(82)	49.80	(237)
	201987	STRODL Andreas	19.21	(82)	62.50	(1629)	35.95	(639)	15.02	(70)	35.29	(132)
	201542	STRODL Peter	11.24	(52)	124.84	(3825)	19.85	(179)	10.75	(50)	43.90	(185)
	201900	WAGNER Hannes	19.20	(81)	17.48	(142)	19.97	(182)	18.81	(100)	29.01	(94)
ITA (10)	292000	BLARDONE Massimiliano	93.38	(770)	21.43	(224)	2.15	(4)	39.81	(333)	79.54	(479)
	292056	GUFLER Michael	25.71	(106)	109.13	(3337)	8.47	(45)	21.13	(116)	23.79	(69)
	292514	HEEL Werner	2.63	(7)	116.55	(3578)	51.49	(1189)	1.55	(3)	12.97	(44)
	293006	INNERHOFER Christof	3.40	(13)	11.94	(78)	10.42	(61)	2.38	(6)	3.83	(12)
	292491	MOELGG Manfred	59.63	(347)	2.64	(6)	5.40	(21)	34.18	(251)	32.99	(119)
	291459	PARIS Dominik	11.82	(55)	35.88	(610)	33.25	(548)	13.16	(60)	29.06	(96)
	292250	SCHIEPPATI Alberto	63.20	(393)	38.00	(677)	9.34	(53)	32.11	(220)	60.22	(307)
	292120	SIMONCELLI Davide	75.01	(541)	29.13	(417)	5.20	(17)	39.37	(329)	171.20	(1323)
	290998	STAUDACHER Patrick	9.43	(46)	120.22	(3691)	51.81	(1198)	5.99	(30)	5.78	(24)
292291	THANEI Stefan	8.32	(43)	64.27	(1698)	34.39	(591)	9.85	(46)	5.78	(24)	
LIE (1)	350032	BUECHEL Marco	3.79	(15)	181.38	(5101)	24.92	(278)	4.96	(17)	-	
NOR (3)	421483	JANSRUD Kjetil	25.87	(110)	14.13	(101)	3.96	(8)	22.10	(125)	5.85	(26)
	421400	MYHRE Lars Elton	26.99	(114)	5.32	(22)	18.32	(150)	21.09	(115)	4.81	(17)
	421328	SVINDAL Aksel Lund	2.10	(4)	9.32	(57)	3.63	(6)	0.00	(1)	1.86	(4)
POL (2)	430429	BYDLINSKI Maciej	68.07	(453)	25.20	(312)	32.31	(514)	45.01	(400)	56.17	(279)
	430472	KLUSAK Michal	65.23	(412)	44.39	(915)	56.69	(1413)	91.83	(1335)	129.14	(937)
RUS (2)	480736	HOROSHILOV Alexandr	56.82	(325)	12.08	(80)	25.01	(284)	35.09	(269)	4.78	(16)
	480997	TARANENKO Mikhail	69.25	(463)	60.84	(1564)	68.76	(1879)	59.45	(622)	82.98	(508)
SLO (6)	560406	GORZA Ales	46.51	(234)	22.61	(250)	10.41	(60)	6.00	(31)	5.69	(22)
	560332	JERMAN Andrej	4.45	(18)	43.10	(873)	41.60	(848)	6.00	(31)	5.99	(30)
	561085	KRIZAJ Andrej	23.42	(96)	32.49	(501)	29.03	(407)	17.15	(87)	35.16	(131)
	561087	MARKIC Gasper	9.44	(47)	34.16	(561)	33.67	(564)	13.09	(59)	29.48	(98)
	561067	PERKO Rok	10.80	(51)	50.78	(1158)	18.93	(161)	10.94	(51)	40.04	(163)
	560447	SPORN Andrej	6.00	(31)	27.06	(351)	16.08	(115)	6.42	(37)	23.35	(67)
SUI (1)	510030	CUCHE Didier	1.00	(3)	587.33	(6387)	0.00	(1)	1.71	(4)	26.66	(79)

02-12-2009 / Beaver Creek (USA) / 1601

Page 2/3

Data Processing by LONGINES

www.fis-ski.com

LONGINES Timing

Generation Date: TUE 1 DEC 2009

Time: 17:16

Document: 32E 1.0

ALPHABETICAL LIST OF COMPETITORS TRAINING 1

Number of Competitors: 91, Number of NSA: 19

Nation	FIS Code	Name	FIS Points (3rd of December 2009 – List 5)									
			DH		SL		GS		SG		SC	
SUI (10)	510727	DEFAGO Didier	2.10	(4)	51.79	(1187)	5.68	(26)	1.22	(2)	5.69	(22)
	511383	FEUZ Beat	20.29	(83)	19.41	(178)	21.23	(211)	25.72	(162)	29.86	(101)
	510747	GRUENENFELDER Tobias	5.96	(29)	261.49	(5716)	19.51	(173)	4.98	(18)	30.61	(105)
	510767	HOFFMANN Ambrosi	3.73	(14)	183.82	(5141)	30.73	(452)	4.33	(14)	–	
	511313	JANKA Carlo	3.09	(9)	38.36	(689)	2.37	(5)	4.20	(13)	0.91	(2)
	511039	KREUZER Ralf	13.75	(65)	65.89	(1765)	17.72	(141)	20.52	(112)	20.05	(56)
	511139	KUENG Patrick	8.72	(45)	25.59	(323)	20.72	(192)	7.19	(39)	23.00	(66)
	511352	VILETTA Sandro	25.78	(109)	10.17	(62)	5.88	(27)	20.28	(110)	3.83	(12)
	510890	ZURBRIGGEN Silvan	16.26	(72)	4.75	(18)	26.79	(334)	14.90	(68)	0.00	(1)
	SVK (1)	700724	BABUSIAK Jaroslav	53.07	(283)	23.28	(267)	25.96	(313)	42.43	(371)	51.37
SWE (6)	501230	ERICSSON Daniel	27.37	(117)	21.87	(235)	22.59	(235)	30.37	(202)	43.89	(184)
	500150	JAERBYN Patrik	5.92	(27)	242.58	(5637)	71.23	(1991)	5.62	(21)	–	
	500656	LARSSON Markus	52.42	(279)	5.80	(27)	5.97	(28)	15.12	(71)	5.36	(20)
	501017	MYHRER Andre	56.98	(327)	3.88	(10)	11.70	(73)	21.66	(120)	18.93	(53)
	501076	OLSSON Hans	3.87	(16)	9.00	(52)	11.93	(76)	18.71	(98)	30.80	(106)
	501026	RAINER Niklas	31.74	(135)	14.67	(108)	11.59	(72)	23.96	(144)	5.94	(27)
USA (8)	534939	FISHER Erik	6.00	(31)	39.63	(742)	18.40	(153)	14.48	(66)	15.88	(48)
	534562	LIGETY Ted	44.25	(220)	5.34	(23)	0.60	(3)	5.20	(19)	90.63	(579)
	532490	MACARTNEY Scott	6.18	(36)	41.42	(803)	29.60	(416)	17.64	(90)	–	
	532431	MILLER Bode	3.00	(8)	4.90	(20)	6.00	(31)	5.79	(27)	6.00	(31)
	533866	NYMAN Steven	6.00	(31)	40.04	(757)	51.68	(1194)	27.89	(180)	13.20	(46)
	533131	SULLIVAN Marco	4.63	(19)	129.13	(3947)	31.39	(475)	4.50	(16)	76.14	(443)
	533762	TRANSUE Jeremy	18.33	(79)	90.34	(2692)	48.66	(1084)	10.14	(48)	81.38	(499)
	530939	WEIBRECHT Andrew	16.70	(73)	51.07	(1166)	25.70	(302)	11.50	(54)	44.43	(193)

LEGEND	DH Downhill	SL Slalom	GS Giant Slalom	SG Super-G	SC Super Combined
---------------	--------------------	------------------	------------------------	-------------------	--------------------------

02-12-2009 / Beaver Creek (USA) / 1601

Page 3/3

Data Processing by LONGINES

www.fis-ski.com

LONGINES Timing

Generation Date: TUE 1 DEC 2009

Time: 17:16

Document: 32E 1.0



AUDI FIS SKI WORLD CUP 2009/10
Beaver Creek (USA)



2nd MEN'S DOWNHILL

WED 2 DEC 2009
 Start Time: 11:00

DRAW LIST BY POINTS TRAINING 1

Number of Competitors: 91, Number of NSA: 19 Ranked 100 in the FIS List: MICKEL F. FIS Pts: 24.08

No.	FIS Code	Name	Nation	WCSL-DH	WCSL-O	FIS-DH
1	50041	WALCHHOFER Michael	AUT	487 (1)	718 (8)	0.00 (1)
2	50753	KROELL Klaus	AUT	421 (2)	578 (13)	0.93 (2)
3	510030	CUCHE Didier	SUI	416 (3)	1226 (1)	1.00 (3)
4	421328	SVINDAL Aksel Lund	NOR	338 (4)	1112 (3)	2.10 (4)
5	510727	DEFAGO Didier	SUI	338 (4)	723 (7)	2.10 (5)
6	102899	OSBORNE-PARADIS Manuel	CAN	302 (6)	423 (23)	2.61 (6)
7	292514	HEEL Werner	ITA	301 (7)	572 (14)	2.63 (7)
8	532431	MILLER Bode	USA	275 (8)	509 (17)	3.00 (8)
9	511313	JANKA Carlo	SUI	268 (9)	994 (4)	3.09 (9)
10	102263	GUAY Erik	CAN	265 (10)	419 (24)	3.14 (10)
11	293006	INNERHOFER Christof	ITA	246 (13)	626 (12)	3.40 (11)
12	510767	HOFFMANN Ambrosi	SUI	223 (14)	345 (27)	3.73 (12)
13	350032	BUECHEL Marco	LIE	219 (15)	312 (30)	3.79 (13)
14	501076	OLSSON Hans	SWE	213 (16)	219 (41)	3.87 (14)
15	192746	THEAUX Adrien	FRA	193 (17)	271 (32)	4.15 (15)
16	+500 510890	ZURBRIGGEN Silvan	SUI	42 (35)	516 (16)	16.26 (52)
17	560332	JERMAN Andrej	SLO	172 (18)	238 (37)	4.45 (16)
18	533131	SULLIVAN Marco	USA	159 (19)	273 (31)	4.63 (18)
19	50695	BUDER Andreas	AUT	159 (19)	159 (55)	4.63 (17)
20	102961	DIXON Robbie	CAN	134 (22)	219 (41)	4.99 (19)
21	51215	BAUMANN Romed	AUT	83 (24)	482 (20)	5.71 (20)
22	50858	STREITBERGER Georg	AUT	79 (25)	159 (55)	5.76 (21)
23	191964	POISSON David	FRA	72 (26)	72 (83)	5.86 (22)
24	500150	JAERBYN Patrik	SWE	68 (27)	131 (62)	5.92 (23)
25	510747	GRUENENFELDER Tobias	SUI	65 (29)	157 (58)	5.96 (24)
26	191116	DALCIN Pierre-Emmanuel	FRA	63 (30)	63 (88)	5.99 (25)
27	533866	NYMAN Steven	USA	61 (31)	66 (86)	6.00 (28)
28	50451	GRUBER Christoph	AUT	57 (32)	126 (64)	6.00 (26)
29	534939	FISHER Erik	USA	56 (33)	73 (82)	6.00 (29)
30	191740	CLAREY Johan	FRA	41 (36)	41 (99)	6.27 (33)
31	+500 50625	RAICH Benjamin	AUT	39 (37)	1180 (2)	14.55 (51)
32	+500 380260	KOSTELIC Ivica	CRO	21 (46)	947 (5)	17.95 (54)
33	+500 191459	LIZEROUX Julien	FRA	-	713 (9)	> 35.39 (73)
34	+500 534562	LIGETY Ted	USA	-	704 (10)	> 44.25 (76)
35	+500 192665	GRANGE Jean-Baptiste	FRA	-	936 (6)	> 46.13 (77)
36	560447	SPORN Andrej	SLO	12 (50)	27 (109)	6.00 (27)

02-12-2009 / Beaver Creek (USA) / 1601

Page 1/3

Data Processing by LONGINES

www.fis-ski.com

LONGINES Timing

Generation Date: TUE 1 DEC 2009

Time: 17:22

Document: 45B 1.0



DRAW LIST BY POINTS TRAINING 1

Number of Competitors: 91, Number of NSA: 19 Ranked 100 in the FIS List: MICKEL F. FIS Pts: 24.08

No.	FIS Code	Name	Nation	WCSL-DH	WCSL-O	FIS-DH
37	532490	MACARTNEY Scott	USA	32 (42)	38 (101)	6.18 (30)
38	50833	GRUGGER Hans	AUT	12 (50)	32 (105)	6.21 (31)
39	51005	SCHEIBER Mario	AUT	38 (40)	115 (66)	6.27 (32)
40	201606	KEPPLER Stephan	GER	29 (44)	30 (107)	7.23 (34)
41	53817	FRANZ Max	AUT	-	-	7.76 (35)
42	292291	THANEI Stefan	ITA	39 (37)	85 (76)	8.32 (36)
43	191591	BERTRAND Yannick	FRA	13 (49)	20 (117)	8.50 (37)
44	511139	KUENG Patrick	SUI	32 (42)	45 (97)	8.72 (38)
45	290998	STAUDACHER Patrick	ITA	21 (46)	99 (69)	9.43 (39)
46	561087	MARKIC Gasper	SLO	-	-	9.44 (40)
47	201811	STECHERT Tobias	GER	-	10 (137)	10.28 (41)
48	561067	PERKO Rok	SLO	39 (37)	42 (98)	10.80 (42)
49	201542	STRODL Peter	GER	8 (56)	19 (119)	11.24 (43)
50	50547	SCHOENFELDER Rainer	AUT	12 (50)	226 (38)	11.46 (44)
51	192932	FAYED Guillermo	FRA	12 (50)	12 (132)	11.49 (45)
52	291459	PARIS Dominik	ITA	-	-	11.82 (46)
53	201702	NEUREUTHER Felix	GER	-	212 (44)	11.90 (47)
54	511039	KREUZER Ralf	SUI	-	-	13.75 (48)
55	193212	DURAND Jeremie	FRA	-	-	13.97 (49)
56	51327	PUCHNER Joachim	AUT	-	-	14.34 (50)
57	530939	WEIBRECHT Andrew	USA	34 (41)	80 (80)	16.70 (53)
58	51332	SCHEIBER Florian	AUT	-	3 (158)	18.01 (55)
59	533762	TRANSUE Jeremy	USA	-	-	18.33 (56)
60	103090	HELIE Louis-Pierre	CAN	9 (55)	9 (140)	18.54 (57)
61	201900	WAGNER Hannes	GER	-	-	19.20 (58)
62	201987	STRODL Andreas	GER	4 (59)	19 (119)	19.21 (59)
63	511383	FEUZ Beat	SUI	12 (50)	12 (132)	20.29 (60)
64	150398	BANK Ondrej	CZE	-	37 (102)	20.96 (61)
65	380292	ZRNCIC-DIM Natko	CRO	16 (48)	214 (43)	21.23 (62)
66	40171	BRANCH Craig	AUS	3 (62)	3 (158)	23.14 (63)
67	561085	KRIZAJ Andrej	SLO	-	-	23.42 (64)
68	292056	GUFLER Michael	ITA	-	-	> 25.71 (65)
69	511352	VILETTA Sandro	SUI	-	221 (39)	> 25.78 (66)
70	421483	JANSRUD Kjetil	NOR	-	270 (33)	> 25.87 (67)
71	421400	MYHRE Lars Elton	NOR	2 (63)	192 (46)	> 26.99 (68)
72	220695	CRAWFORD Douglas	GBR	-	-	> 27.32 (69)
73	501230	ERICSSON Daniel	SWE	-	-	> 27.37 (70)
74	53837	KRAMER Manuel	AUT	-	-	> 29.33 (71)
75	501026	RAINER Niklas	SWE	-	25 (113)	> 31.74 (72)
76	192504	MERMILLOD BLONDIN Thomas	FRA	-	95 (71)	> 36.85 (74)
77	191778	PICHOT Sebastien	FRA	-	27 (109)	> 39.71 (75)
78	560406	GORZA Ales	SLO	-	97 (70)	> 46.51 (78)
79	380291	RATKIC Ivan	CRO	-	20 (117)	> 47.93 (79)
80	500656	LARSSON Markus	SWE	-	189 (47)	> 52.42 (80)
81	700724	BABUSIAK Jaroslav	SVK	-	12 (132)	> 53.07 (81)
82	480736	HOROSHILOV Alexandr	RUS	-	95 (71)	> 56.82 (82)


DRAW LIST BY POINTS TRAINING 1

Number of Competitors: 91, Number of NSA: 19 Ranked 100 in the FIS List: MICKEL F. FIS Pts: 24.08

No.	FIS Code	Name	Nation	WCSL-DH	WCSL-O	FIS-DH
83	501017	MYHRER Andre	SWE	-	259 (35)	> 56.98 (83)
84	292491	MOELGG Manfred	ITA	-	454 (22)	> 59.63 (84)
85	292250	SCHIEPPATI Alberto	ITA	-	26 (112)	> 63.20 (85)
86	430472	KLUSAK Michal	POL	-	-	> 65.23 (86)
87	90047	GEORGIEV Stefan	BUL	-	-	> 65.78 (87)
88	430429	BYDLINSKI Maciej	POL	-	-	> 68.07 (88)
89	480997	TARANENKO Mikhail	RUS	-	-	> 69.25 (89)
90	292120	SIMONCELLI Davide	ITA	-	125 (65)	> 75.01 (90)
91	292000	BLARDONE Massimiliano	ITA	-	374 (26)	> 93.38 (91)

LEGEND

+500 More than 500 points on WCSL-O after 15th place or after 30th place
WCSL-DH World Cup Start List points for Downhill
FIS-DH FIS points for Downhill
WCSL-O No. Overall WCSL points Control Number



NORTH AMERICA'S DOWNHILL
BEAVER CREEK, COLORADO

MEN'S SUPER COMBINED,
DOWNHILL & GIANT SLALOM
DECEMBER 4-6, 2009



AUDI FIS SKI WORLD CUP 2009/10 Beaver Creek (USA)



2nd MEN'S DOWNHILL START LIST TRAINING 1

WED 2 DEC 2009
Start Time: 11:00

Jury			Technical Data	
TD FIS	M. MARCOUX	CAN	Course Name	BIRDS OF PREY/ GOLDEN EAGLE
Referee	G. HUJARA	FIS	Start Altitude	3483 m
Assistant Referee	H. SCHMALZL	FIS	Finish Altitude	2726 m
Chief of Race	J. ROBERTS	USA	Vertical Drop	757 m
			Course Length	2812 m
			Homologation Number	8588/10/07

Race Information

Course Setter	H. SCHMALZL	FIS		
Number of Gates	42			
Start Time	11:00			
Forerunners	A - C. BECKMANN	USA	D - LJ. LUBOW	USA
	B - J. SWENSSON	USA	E - D. LOMAN	USA
	C - K. SHAMPENY	USA		

Number of Competitors: 91, Number of NSA: 19

Bib	FIS Code	Name	Year of Birth	Nation	Time	Ski
1	191964	POISSON David	1982	FRA		Salomon
2	50451	GRUBER Christoph	1976	AUT		Head
3	510747	GRUENENFELDER Tobias	1977	SUI		Stoekli
4	560332	JERMAN Andrej	1978	SLO		Stoekli
5	50695	BUDER Andreas	1979	AUT		Head
6	533866	NYMAN Steven	1982	USA		Fischer
7	501076	OLSSON Hans	1984	SWE		Head
8	350032	BUECHEL Marco	1971	LIE		Head
9	292514	HEEL Werner	1982	ITA		Rossignol
10	421328	SVINDAL Aksel Lund	1982	NOR		Atomic
11	510030	CUCHE Didier	1974	SUI		Head
12	50041	WALCHHOFER Michael	1975	AUT		Atomic
13	511313	JANKA Carlo	1986	SUI		Atomic
14	50753	KROELL Klaus	1980	AUT		Salomon
15	510727	DEFAGO Didier	1977	SUI		Rossignol
16	102899	OSBORNE-PARADIS Manuel	1984	CAN		Rossignol
17	532431	MILLER Bode	1977	USA		Head
18	102263	GUAY Erik	1981	CAN		Atomic
19	293006	INNERHOFER Christof	1984	ITA		Rossignol
20	510767	HOFFMANN Ambrosi	1977	SUI		Head
21	192746	THEAUX Adrien	1984	FRA		Rossignol

02-12-2009 / Beaver Creek (USA) / 1601

Page 1/3

Data Processing by LONGINES

www.fis-ski.com

LONGINES Timing

Generation Date: TUE 1 DEC 2009

Time: 17:16

Document: 51A 1.0




Number of Competitors: 91, Number of NSA: 19

Bib	FIS Code	Name	Year of Birth	Nation	Time	Ski
22	510890	ZURBRIGGEN Silvan	1981	SUI		Rossignol
23	50858	STREITBERGER Georg	1981	AUT		Fischer
24	191116	DALCIN Pierre-Emmanuel	1977	FRA		Atomic
25	533131	SULLIVAN Marco	1980	USA		Nordica
26	191740	CLAREY Johan	1981	FRA		Rossignol
27	534939	FISHER Erik	1985	USA		Atomic
28	51215	BAUMANN Romed	1986	AUT		Salomon
29	500150	JAERBYN Patrik	1969	SWE		Atomic
30	102961	DIXON Robbie	1985	CAN		Rossignol
31	50625	RAICH Benjamin	1978	AUT		Atomic
32	380260	KOSTELIC Ivica	1979	CRO		Fischer
33	191459	LIZEROUX Julien	1979	FRA		Dynastar
34	534562	LIGETY Ted	1984	USA		Rossignol
35	192665	GRANGE Jean-Baptiste	1984	FRA		Rossignol
36	560447	SPORN Andrej	1981	SLO		Elan
37	532490	MACARTNEY Scott	1978	USA		Nordica
38	50833	GRUGGER Hans	1981	AUT		Head
39	51005	SCHEIBER Mario	1983	AUT		Atomic
40	201606	KEPPLER Stephan	1983	GER		Head
41	53817	FRANZ Max	1989	AUT		Atomic
42	292291	THANEI Stefan	1981	ITA		Atomic
43	191591	BERTRAND Yannick	1980	FRA		Dynastar
44	511139	KUENG Patrick	1984	SUI		Salomon
45	290998	STAUDACHER Patrick	1980	ITA		Head
46	561087	MARKIC Gasper	1986	SLO		Elan
47	201811	STECHELT Tobias	1985	GER		Head
48	561067	PERKO Rok	1985	SLO		Stoekli
49	201542	STRODL Peter	1982	GER		Atomic
50	50547	SCHOENFELDER Rainer	1977	AUT		Head
51	192932	FAYED Guillermo	1985	FRA		Dynastar
52	291459	PARIS Dominik	1989	ITA		Nordica
53	201702	NEUREUTHER Felix	1984	GER		Atomic
54	511039	KREUZER Ralf	1983	SUI		Salomon
55	193212	DURAND Jeremie	1986	FRA		Dynastar
56	51327	PUCHNER Joachim	1987	AUT		Atomic
57	530939	WEIBRECHT Andrew	1986	USA		Rossignol
58	51332	SCHEIBER Florian	1987	AUT		Salomon
59	533762	TRANSUE Jeremy	1983	USA		Rossignol
60	103090	HELIE Louis-Pierre	1986	CAN		Rossignol
61	201900	WAGNER Hannes	1986	GER		Rossignol
62	201987	STRODL Andreas	1987	GER		Atomic
63	511383	FEUZ Beat	1987	SUI		Salomon
64	150398	BANK Ondrej	1980	CZE		Elan
65	380292	ZRNCIC-DIM Natko	1986	CRO		Atomic
66	40171	BRANCH Craig	1977	AUS		Voelkl
67	561085	KRIZAJ Andrej	1986	SLO		Stoekli
68	292056	GUFLER Michael	1979	ITA		Atomic
69	511352	VILETTA Sandro	1986	SUI		Salomon

Number of Competitors: 91, Number of NSA: 19

Bib	FIS Code	Name	Year of Birth	Nation	Time	Ski
70	421483	JANSRUD Kjetil	1985	NOR		Atomic
71	421400	MYHRE Lars Elton	1984	NOR		Rossignol
72	220695	CRAWFORD Douglas	1987	GBR		Head
73	501230	ERICSSON Daniel	1987	SWE		Head
74	53837	KRAMER Manuel	1989	AUT		Atomic
75	501026	RAINER Niklas	1983	SWE		Fischer
76	192504	MERMILLOD BLONDIN Thomas	1984	FRA		Salomon
77	191778	PICHOT Sebastien	1981	FRA		Fischer
78	560406	GORZA Ales	1980	SLO		Fischer
79	380291	RATKIC Ivan	1986	CRO		
80	500656	LARSSON Markus	1979	SWE		Head
81	700724	BABUSIAK Jaroslav	1984	SVK		
82	480736	HOROSHILOV Alexandr	1984	RUS		Fischer
83	501017	MYHRER Andre	1983	SWE		Nordica
84	292491	MOELGG Manfred	1982	ITA		Fischer
85	292250	SCHIEPPATI Alberto	1981	ITA		Salomon
86	430472	KLUSAK Michal	1990	POL		
87	90047	GEORGIEV Stefan	1977	BUL		Salomon
88	430429	BYDLINSKI Maciej	1988	POL		Atomic
89	480997	TARANENKO Mikhail	1988	RUS		Rossignol
90	292120	SIMONCELLI Davide	1979	ITA		Salomon
91	292000	BLARDONE Massimiliano	1979	ITA		Salomon



AUDI FIS SKI WORLD CUP 2009/10
Beaver Creek (USA)



2nd MEN'S DOWNHILL
RESULTS TRAINING 1 BY RANK

WED 2 DEC 2009
Start Time: 13:30

Jury			Technical Data	
TD FIS	M. MARCOUX	CAN	Course Name	BIRDS OF PREY/ GOLDEN EAGLE
Referee	G. HUJARA	FIS	Start Altitude	3136 m
Assistant Referee	H. SCHMALZL	FIS	Finish Altitude	2726 m
Chief of Race	J. ROBERTS	USA	Vertical Drop	410 m
			Course Length	
			Homologation Number	8588/10/07

Race Information

Course Setter	H. SCHMALZL	FIS		
Number of Gates	19			
Start Time	13:30			
Forerunners	A - C. BECKMANN	USA	D - L.J. LUBOW	USA
	B - J. SWENSSON	USA	E - D. LOMAN	USA
	C - K. SHAMPENY	USA		

Weather: Snow Snow: Soft Temperature – Start: -10 °C Finish: -9 °C

Number of Competitors: 91, Number of NSA: 19

Rank	Bib	FIS Code	Name	Year of Birth	Nation	Time	Diff.	Dist. (m)	Ski
1	20	510767	HOFFMANN Ambrosi	1977	SUI	49.07			Head
2	54	511039	KREUZER Ralf	1983	SUI	49.08	0.01		Salomon
3	43	191591	BERTRAND Yannick	1980	FRA	49.09	0.02		Dynastar
4	39	51005	SCHEIBER Mario	1983	AUT	49.10	0.03		Atomic
5	48	561067	PERKO Rok	1985	SLO	49.13	0.06		Stoeckli
6	57	530939	WEIBRECHT Andrew	1986	USA	49.29	0.22		Rossignol
6	29	500150	JAERBYN Patrik	1969	SWE	49.29	0.22		Atomic
8	27	534939	FISHER Erik	1985	USA	49.32	0.25		Atomic
9	38	50833	GRUGGER Hans	1981	AUT	49.33	0.26		Head
10	65	380292	ZRNCIC-DIM Natko	1986	CRO	49.39	0.32		Atomic
10	25	533131	SULLIVAN Marco	1980	USA	49.39	0.32		Nordica
10	24	191116	DALCIN Pierre-Emmanuel	1977	FRA	49.39	0.32		Atomic
10	7	501076	OLSSON Hans	1984	SWE	49.39	0.32		Head
14	50	50547	SCHOENFELDER Rainer	1977	AUT	49.45	0.38		Head
15	51	192932	FAYED Guillermo	1985	FRA	49.47	0.40		Dynastar
16	28	51215	BAUMANN Romed	1986	AUT	49.48	0.41		Salomon

#472 _____

02-12-2009 / Beaver Creek (USA) / 1601

Page 1/3

Data Processing by LONGINES

www.fis-ski.com

LONGINES Timing

Generation Date: WED 2 DEC 2009

Time: 15:06

Document: 74B 1.0



Number of Competitors: 91, Number of NSA: 19

Rank	Bib	FIS Code	Name	Year of Birth	Nation	Time	Diff.	Dist. (m)	Ski
17	3	510747	GRUENENFELDER Tobias	1977	SUI	49.49	0.42		Stoeckli
18	23	50858	STREITBERGER Georg	1981	AUT	49.53	0.46		Fischer
19	71	421400	MYHRE Lars Elton	1984	NOR	49.54	0.47		Rossignol
20	70	421483	JANSRUD Kjetil	1985	NOR	49.58	0.51		Atomic
20	36	560447	SPORN Andrej	1981	SLO	49.58	0.51		Elan
22	12	50041	WALCHHOFER Michael	1975	AUT	49.60	0.53		Atomic
23	42	292291	THANEI Stefan	1981	ITA	49.61	0.54		Atomic
24	37	532490	MACARTNEY Scott	1978	USA	49.62	0.55		Nordica
25	45	290998	STAUDACHER Patrick	1980	ITA	49.64	0.57		Head
25	44	511139	KUENG Patrick	1984	SUI	49.64	0.57		Salomon
27	32	380260	KOSTELIC Ivica	1979	CRO	49.65	0.58		Fischer
28	15	510727	DEFAGO Didier	1977	SUI	49.67	0.60		Rossignol
29	11	510030	CUCHE Didier	1974	SUI	49.69	0.62		Head
30	26	191740	CLAREY Johan	1981	FRA	49.74	0.67		Rossignol
31	33	191459	LIZEROUX Julien	1979	FRA	49.76	0.69		Dynastar
32	13	511313	JANKA Carlo	1986	SUI	49.84	0.77		Atomic
33	59	533762	TRANSUE Jeremy	1983	USA	49.87	0.80		Rossignol
34	31	50625	RAICH Benjamin	1978	AUT	49.88	0.81		Atomic
35	22	510890	ZURBRIGGEN Silvan	1981	SUI	49.90	0.83		Rossignol
36	67	561085	KRIZAJ Andrej	1986	SLO	49.91	0.84		Stoeckli
37	9	292514	HEEL Werner	1982	ITA	49.92	0.85		Rossignol
38	64	150398	BANK Ondrej	1980	CZE	49.99	0.92		Elan
39	55	193212	DURAND Jeremie	1986	FRA	50.03	0.96		Dynastar
40	5	50695	BUDER Andreas	1979	AUT	50.07	1.00		Head
41	62	201987	STRODL Andreas	1987	GER	50.08	1.01		Atomic
42	46	561087	MARKIC Gasper	1986	SLO	50.10	1.03		Elan
43	66	40171	BRANCH Craig	1977	AUS	50.14	1.07		Voelkl
44	49	201542	STRODL Peter	1982	GER	50.15	1.08		Atomic
45	75	501026	RAINER Niklas	1983	SWE	50.17	1.10		Fischer
46	14	50753	KROELL Klaus	1980	AUT	50.18	1.11		Salomon
47	47	201811	STECHE Tobias	1985	GER	50.19	1.12		Head
47	17	532431	MILLER Bode	1977	USA	50.19	1.12		Head
49	56	51327	PUCHNER Joachim	1987	AUT	50.21	1.14		Atomic
49	21	192746	THEAUX Adrien	1984	FRA	50.21	1.14		Rossignol
51	8	350032	BUECHEL Marco	1971	LIE	50.22	1.15		Head
52	63	511383	FEUZ Beat	1987	SUI	50.24	1.17		Salomon
52	40	201606	KEPPLER Stephan	1983	GER	50.24	1.17		Head
54	88	430429	BYDLINSKI Maciej	1988	POL	50.28	1.21		Atomic
55	58	51332	SCHEIBER Florian	1987	AUT	50.33	1.26		Salomon
56	30	102961	DIXON Robbie	1985	CAN	50.35	1.28		Rossignol
57	10	421328	SVINDAL Aksel Lund	1982	NOR	50.36	1.29		Atomic
58	35	192665	GRANGE Jean-Baptiste	1984	FRA	50.40	1.33		Rossignol
58	18	102263	GUAY Erik	1981	CAN	50.40	1.33		Atomic
60	76	192504	MERMILLOD BLONDIN Thomas	1984	FRA	50.41	1.34		Salomon
61	74	53837	KRAMER Manuel	1989	AUT	50.44	1.37		Atomic

#472 _____


Number of Competitors: 91, Number of NSA: 19

Rank	Bib	FIS Code	Name	Year of Birth	Nation	Time	Diff.	Dist. (m)	Ski
62	53	201702	NEUREUTHER Felix	1984	GER	50.46	1.39		Atomic
63	6	533866	NYMAN Steven	1982	USA	50.49	1.42		Fischer
64	69	511352	VILETTA Sandro	1986	SUI	50.50	1.43		Salomon
65	19	293006	INNERHOFER Christof	1984	ITA	50.57	1.50		Rossignol
66	60	103090	HELIE Louis-Pierre	1986	CAN	50.60	1.53		Rossignol
67	2	50451	GRUBER Christoph	1976	AUT	50.64	1.57		Head
67	1	191964	POISSON David	1982	FRA	50.64	1.57		Salomon
69	52	291459	PARIS Dominik	1989	ITA	50.72	1.65		Nordica
69	34	534562	LIGETY Ted	1984	USA	50.72	1.65		Rossignol
71	82	480736	HOROSHILOV Alexandr	1984	RUS	50.75	1.68		Fischer
72	77	191778	PICHOT Sebastien	1981	FRA	50.81	1.74		Fischer
73	16	102899	OSBORNE-PARADIS Manuel	1984	CAN	50.87	1.80		Rossignol
74	4	560332	JERMAN Andrej	1978	SLO	50.91	1.84		Stoeckli
75	80	500656	LARSSON Markus	1979	SWE	50.92	1.85		Head
76	84	292491	MOELGG Manfred	1982	ITA	51.19	2.12		Fischer
77	83	501017	MYHRER Andre	1983	SWE	51.36	2.29		Nordica
78	73	501230	ERICSSON Daniel	1987	SWE	51.45	2.38		Head
79	89	480997	TARANENKO Mikhail	1988	RUS	51.55	2.48		Rossignol
80	72	220695	CRAWFORD Douglas	1987	GBR	51.63	2.56		Head
81	86	430472	KLUSAK Michal	1990	POL	51.75	2.68		
81	79	380291	RATKIC Ivan	1986	CRO	51.75	2.68		
83	61	201900	WAGNER Hannes	1986	GER	51.78	2.71		Rossignol
84	81	700724	BABUSIAK Jaroslav	1984	SVK	51.92	2.85		
85	87	90047	GEORGIEV Stefan	1977	BUL	54.52	5.45		Salomon
	68	292056	GUFLER Michael	1979	ITA	DNS			Atomic
	78	560406	GORZA Ales	1980	SLO	DNS			Fischer
	85	292250	SCHIEPPATI Alberto	1981	ITA	DNS			Salomon
	90	292120	SIMONCELLI Davide	1979	ITA	DNS			Salomon
	91	292000	BLARDONE Massimiliano	1979	ITA	DNS			Salomon
	41	53817	FRANZ Max	1989	AUT	DNF			Atomic

Technical Delegate:
M. MARCOUX (CAN) #472

LEGEND
 DNS Did Not Start DNF Did Not Finish





AUDI FIS SKI WORLD CUP 2009/10
Beaver Creek (USA)



2nd MEN'S DOWNHILL
RESULTS TRAINING 1 BY BIB

WED 2 DEC 2009
Start Time: 13:30

Jury			Technical Data	
TD FIS	M. MARCOUX	CAN	Course Name	BIRDS OF PREY/ GOLDEN EAGLE
Referee	G. HUJARA	FIS	Start Altitude	3136 m
Assistant Referee	H. SCHMALZL	FIS	Finish Altitude	2726 m
Chief of Race	J. ROBERTS	USA	Vertical Drop	410 m
			Course Length	
			Homologation Number	8588/10/07

Race Information

Course Setter	H. SCHMALZL	FIS		
Number of Gates	19			
Start Time	13:30			
Forerunners	A - C. BECKMANN	USA	D - L.J. LUBOW	USA
	B - J. SWENSSON	USA	E - D. LOMAN	USA
	C - K. SHAMPENY	USA		

Weather: Snow Snow: Soft Temperature – Start: -10 °C Finish: -9 °C

Number of Competitors: 91, Number of NSA: 19

Bib	FIS Code	Name	Year of Birth	Nation	Time	Rank	Ski
1	191964	POISSON David	1982	FRA	50.64	(67)	Salomon
2	50451	GRUBER Christoph	1976	AUT	50.64	(67)	Head
3	510747	GRUENENFELDER Tobias	1977	SUI	49.49	(17)	Stoeckli
4	560332	JERMAN Andrej	1978	SLO	50.91	(74)	Stoeckli
5	50695	BUDER Andreas	1979	AUT	50.07	(40)	Head
6	533866	NYMAN Steven	1982	USA	50.49	(63)	Fischer
7	501076	OLSSON Hans	1984	SWE	49.39	(10)	Head
8	350032	BUECHEL Marco	1971	LIE	50.22	(51)	Head
9	292514	HEEL Werner	1982	ITA	49.92	(37)	Rossignol
10	421328	SVINDAL Aksel Lund	1982	NOR	50.36	(57)	Atomic
11	510030	CUCHE Didier	1974	SUI	49.69	(29)	Head
12	50041	WALCHHOFER Michael	1975	AUT	49.60	(22)	Atomic
13	511313	JANKA Carlo	1986	SUI	49.84	(32)	Atomic
14	50753	KROELL Klaus	1980	AUT	50.18	(46)	Salomon
15	510727	DEFAGO Didier	1977	SUI	49.67	(28)	Rossignol
16	102899	OSBORNE-PARADIS Manuel	1984	CAN	50.87	(73)	Rossignol
17	532431	MILLER Bode	1977	USA	50.19	(47)	Head
18	102263	GUAY Erik	1981	CAN	50.40	(58)	Atomic

02-12-2009 / Beaver Creek (USA) / 1601

Page 1/3

Data Processing by LONGINES

www.fis-ski.com

LONGINES Timing

Generation Date: WED 2 DEC 2009

Time: 15:06

Document: 74A 1.0





AUDI FIS SKI WORLD CUP 2009/10
Beaver Creek (USA)



2nd MEN'S DOWNHILL
RESULTS TRAINING 1 BY BIB

WED 2 DEC 2009
 Start Time: 13:30

Number of Competitors: 91, Number of NSA: 19

Bib	FIS Code	Name	Year of Birth	Nation	Time	Rank	Ski
19	293006	INNERHOFER Christof	1984	ITA	50.57	(65)	Rossignol
20	510767	HOFFMANN Ambrosi	1977	SUI	49.07	(1)	Head
21	192746	THEAUX Adrien	1984	FRA	50.21	(49)	Rossignol
22	510890	ZURBRIGGEN Silvan	1981	SUI	49.90	(35)	Rossignol
23	50858	STREITBERGER Georg	1981	AUT	49.53	(18)	Fischer
24	191116	DALCIN Pierre-Emmanuel	1977	FRA	49.39	(10)	Atomic
25	533131	SULLIVAN Marco	1980	USA	49.39	(10)	Nordica
26	191740	CLAREY Johan	1981	FRA	49.74	(30)	Rossignol
27	534939	FISHER Erik	1985	USA	49.32	(8)	Atomic
28	51215	BAUMANN Romed	1986	AUT	49.48	(16)	Salomon
29	500150	JAERBYN Patrik	1969	SWE	49.29	(6)	Atomic
30	102961	DIXON Robbie	1985	CAN	50.35	(56)	Rossignol
31	50625	RAICH Benjamin	1978	AUT	49.88	(34)	Atomic
32	380260	KOSTELIC Ivica	1979	CRO	49.65	(27)	Fischer
33	191459	LIZEROUX Julien	1979	FRA	49.76	(31)	Dynastar
34	534562	LIGETY Ted	1984	USA	50.72	(69)	Rossignol
35	192665	GRANGE Jean-Baptiste	1984	FRA	50.40	(58)	Rossignol
36	560447	SPORN Andrej	1981	SLO	49.58	(20)	Elan
37	532490	MACARTNEY Scott	1978	USA	49.62	(24)	Nordica
38	50833	GRUGGER Hans	1981	AUT	49.33	(9)	Head
39	51005	SCHEIBER Mario	1983	AUT	49.10	(4)	Atomic
40	201606	KEPPLER Stephan	1983	GER	50.24	(52)	Head
41	53817	FRANZ Max	1989	AUT	DNF		Atomic
42	292291	THANEI Stefan	1981	ITA	49.61	(23)	Atomic
43	191591	BERTRAND Yannick	1980	FRA	49.09	(3)	Dynastar
44	511139	KUENG Patrick	1984	SUI	49.64	(25)	Salomon
45	290998	STAUDACHER Patrick	1980	ITA	49.64	(25)	Head
46	561087	MARKIC Gasper	1986	SLO	50.10	(42)	Elan
47	201811	STECHERT Tobias	1985	GER	50.19	(47)	Head
48	561067	PERKO Rok	1985	SLO	49.13	(5)	Stoeckli
49	201542	STRODL Peter	1982	GER	50.15	(44)	Atomic
50	50547	SCHOENFELDER Rainer	1977	AUT	49.45	(14)	Head
51	192932	FAYED Guillermo	1985	FRA	49.47	(15)	Dynastar
52	291459	PARIS Dominik	1989	ITA	50.72	(69)	Nordica
53	201702	NEUREUTHER Felix	1984	GER	50.46	(62)	Atomic
54	511039	KREUZER Ralf	1983	SUI	49.08	(2)	Salomon
55	193212	DURAND Jeremie	1986	FRA	50.03	(39)	Dynastar
56	51327	PUCHNER Joachim	1987	AUT	50.21	(49)	Atomic
57	530939	WEIBRECHT Andrew	1986	USA	49.29	(6)	Rossignol
58	51332	SCHEIBER Florian	1987	AUT	50.33	(55)	Salomon
59	533762	TRANSUE Jeremy	1983	USA	49.87	(33)	Rossignol
60	103090	HELIE Louis-Pierre	1986	CAN	50.60	(66)	Rossignol
61	201900	WAGNER Hannes	1986	GER	51.78	(83)	Rossignol
62	201987	STRODL Andreas	1987	GER	50.08	(41)	Atomic
63	511383	FEUZ Beat	1987	SUI	50.24	(52)	Salomon
64	150398	BANK Ondrej	1980	CZE	49.99	(38)	Elan
65	380292	ZRNCIC-DIM Natko	1986	CRO	49.39	(10)	Atomic

02-12-2009 / Beaver Creek (USA) / 1601

Page 2/3

Data Processing by LONGINES

www.fis-ski.com

LONGINES Timing

Generation Date: WED 2 DEC 2009

Time: 15:06

Document: 74A 1.0



Number of Competitors: 91, Number of NSA: 19

Bib	FIS Code	Name	Year of Birth	Nation	Time	Rank	Ski
66	40171	BRANCH Craig	1977	AUS	50.14	(43)	Voelkl
67	561085	KRIZAJ Andrej	1986	SLO	49.91	(36)	Stoeckli
68	292056	GUFLER Michael	1979	ITA	DNS		Atomic
69	511352	VILETTA Sandro	1986	SUI	50.50	(64)	Salomon
70	421483	JANSRUD Kjetil	1985	NOR	49.58	(20)	Atomic
71	421400	MYHRE Lars Elton	1984	NOR	49.54	(19)	Rossignol
72	220695	CRAWFORD Douglas	1987	GBR	51.63	(80)	Head
73	501230	ERICSSON Daniel	1987	SWE	51.45	(78)	Head
74	53837	KRAMER Manuel	1989	AUT	50.44	(61)	Atomic
75	501026	RAINER Niklas	1983	SWE	50.17	(45)	Fischer
76	192504	MERMILLOD BLONDIN Thomas	1984	FRA	50.41	(60)	Salomon
77	191778	PICHOT Sebastien	1981	FRA	50.81	(72)	Fischer
78	560406	GORZA Ales	1980	SLO	DNS		Fischer
79	380291	RATKIC Ivan	1986	CRO	51.75	(81)	
80	500656	LARSSON Markus	1979	SWE	50.92	(75)	Head
81	700724	BABUSIAK Jaroslav	1984	SVK	51.92	(84)	
82	480736	HOROSHILOV Alexandr	1984	RUS	50.75	(71)	Fischer
83	501017	MYHRER Andre	1983	SWE	51.36	(77)	Nordica
84	292491	MOELGG Manfred	1982	ITA	51.19	(76)	Fischer
85	292250	SCHIEPPATI Alberto	1981	ITA	DNS		Salomon
86	430472	KLUSAK Michal	1990	POL	51.75	(81)	
87	90047	GEORGIEV Stefan	1977	BUL	54.52	(85)	Salomon
88	430429	BYDLINSKI Maciej	1988	POL	50.28	(54)	Atomic
89	480997	TARANENKO Mikhail	1988	RUS	51.55	(79)	Rossignol
90	292120	SIMONCELLI Davide	1979	ITA	DNS		Salomon
91	292000	BLARDONE Massimiliano	1979	ITA	DNS		Salomon

LEGEND
 DNF Did Not Finish DNS Did Not Start





AUDI FIS SKI WORLD CUP 2009/10
Beaver Creek (USA)



2nd MEN'S DOWNHILL

WED 2 DEC 2009

PERFORMANCE ANALYSIS 1 TRAINING 1

Number of Competitors: 85

Rank	Bib	Name	Nation	Positions			Partials			Difference		Speed		
				Pos.	Time	Rank	Pos.	Time	Rank	Time	Dist(m)	Pos.	Km/h	Rank
1	20	HOFFMANN Ambrosi	SUI	Int1: 19.60 (20) Int2: 32.09 (10) Fin: 49.07 (1)	I1-I2: 12.49 (10) I2-Fin: 16.98 (1)	0.27 0.31 0.00	Sp1: 116.59 (16) Avg.:							
2	54	KREUZER Ralf	SUI	Int1: 19.60 (20) Int2: 31.93 (4) Fin: 49.08 (2)	I1-I2: 12.33 (1) I2-Fin: 17.15 (5)	0.27 0.15 0.01	Sp1: 119.00 (3) Avg.:							
3	43	BERTRAND Yannick	FRA	Int1: 19.33 (1) Int2: 31.80 (3) Fin: 49.09 (3)	I1-I2: 12.47 (7) I2-Fin: 17.29 (11)	0.00 0.02 0.02	Sp1: 115.66 (31) Avg.:							
4	39	SCHEIBER Mario	AUT	Int1: 19.46 (6) Int2: 31.96 (5) Fin: 49.10 (4)	I1-I2: 12.50 (12) I2-Fin: 17.14 (4)	0.13 0.18 0.03	Sp1: 117.55 (7) Avg.:							
5	48	PERKO Rok	SLO	Int1: 19.39 (3) Int2: 31.78 (1) Fin: 49.13 (5)	I1-I2: 12.39 (3) I2-Fin: 17.35 (19)	0.06 0.00 0.06	Sp1: 118.51 (4) Avg.:							
6	57	WEIBRECHT Andrew	USA	Int1: 19.57 (14) Int2: 32.09 (10) Fin: 49.29 (6)	I1-I2: 12.52 (14) I2-Fin: 17.20 (8)	0.24 0.31 0.22	Sp1: 115.66 (31) Avg.:							
6	29	JAERBYN Patrik	SWE	Int1: 19.33 (1) Int2: 31.79 (2) Fin: 49.29 (6)	I1-I2: 12.46 (5) I2-Fin: 17.50 (32)	0.00 0.01 0.22	Sp1: 116.59 (16) Avg.:							
8	27	FISHER Erik	USA	Int1: 19.61 (22) Int2: 32.15 (13) Fin: 49.32 (8)	I1-I2: 12.54 (15) I2-Fin: 17.17 (6)	0.28 0.37 0.25	Sp1: 115.20 (41) Avg.:							
9	38	GRUGGER Hans	AUT	Int1: 19.64 (27) Int2: 32.15 (13) Fin: 49.33 (9)	I1-I2: 12.51 (13) I2-Fin: 17.18 (7)	0.31 0.37 0.26	Sp1: 117.07 (13) Avg.:							
10	65	ZRNCIC-DIM Natko	CRO	Int1: 19.59 (16) Int2: 32.07 (9) Fin: 49.39 (10)	I1-I2: 12.48 (9) I2-Fin: 17.32 (16)	0.26 0.29 0.32	Sp1: 115.20 (41) Avg.:							
10	25	SULLIVAN Marco	USA	Int1: 19.78 (51) Int2: 32.27 (27) Fin: 49.39 (10)	I1-I2: 12.49 (10) I2-Fin: 17.12 (2)	0.45 0.49 0.32	Sp1: 116.12 (25) Avg.:							
10	24	DALCIN Pierre-Emmanuel	FRA	Int1: 19.43 (5) Int2: 32.04 (8) Fin: 49.39 (10)	I1-I2: 12.61 (29) I2-Fin: 17.35 (19)	0.10 0.26 0.32	Sp1: 118.51 (4) Avg.:							
10	7	OLSSON Hans	SWE	Int1: 19.69 (37) Int2: 32.15 (13) Fin: 49.39 (10)	I1-I2: 12.46 (5) I2-Fin: 17.24 (10)	0.36 0.37 0.32	Sp1: 117.55 (7) Avg.:							



PERFORMANCE ANALYSIS 1 TRAINING 1

Number of Competitors: 85

Rank	Bib	Name	Nation	Positions			Partials			Difference		Speed		
				Pos.	Time	Rank	Pos.	Time	Rank	Time	Dist(m)	Pos.	Km/h	Rank
14	50	SCHOENFELDER Rainer	AUT	Int1: 19.52 (8) Int2: 32.15 (13) Fin: 49.45 (14)	I1-I2: 12.63 (34) I2-Fin: 17.30 (13)	0.19 0.37 0.38	Sp1: 115.20 (41) Avg.:							
15	51	FAYED Guillermo	FRA	Int1: 19.52 (8) Int2: 31.99 (6) Fin: 49.47 (15)	I1-I2: 12.47 (7) I2-Fin: 17.48 (30)	0.19 0.21 0.40	Sp1: 118.03 (6) Avg.:							
16	28	BAUMANN Romed	AUT	Int1: 19.53 (10) Int2: 32.12 (12) Fin: 49.48 (16)	I1-I2: 12.59 (20) I2-Fin: 17.36 (21)	0.20 0.34 0.41	Sp1: 115.66 (31) Avg.:							
17	3	GRUENENFELDER Tobias	SUI	Int1: 19.76 (50) Int2: 32.37 (38) Fin: 49.49 (17)	I1-I2: 12.61 (29) I2-Fin: 17.12 (2)	0.43 0.59 0.42	Sp1: 117.55 (7) Avg.:							
18	23	STREITBERGER Georg	AUT	Int1: 19.65 (32) Int2: 32.22 (22) Fin: 49.53 (18)	I1-I2: 12.57 (19) I2-Fin: 17.31 (15)	0.32 0.44 0.46	Sp1: 115.66 (31) Avg.:							
19	71	MYHRE Lars Elton	NOR	Int1: 19.75 (47) Int2: 32.17 (18) Fin: 49.54 (19)	I1-I2: 12.42 (4) I2-Fin: 17.37 (22)	0.42 0.39 0.47	Sp1: 114.74 (53) Avg.:							
20	70	JANSRUD Kjetil	NOR	Int1: 19.80 (53) Int2: 32.17 (18) Fin: 49.58 (20)	I1-I2: 12.37 (2) I2-Fin: 17.41 (25)	0.47 0.39 0.51	Sp1: 116.12 (25) Avg.:							
20	36	SPORN Andrej	SLO	Int1: 19.41 (4) Int2: 32.00 (7) Fin: 49.58 (20)	I1-I2: 12.59 (20) I2-Fin: 17.58 (43)	0.08 0.22 0.51	Sp1: 116.12 (25) Avg.:							
22	12	WALCHHOFER Michael	AUT	Int1: 19.63 (25) Int2: 32.17 (18) Fin: 49.60 (22)	I1-I2: 12.54 (15) I2-Fin: 17.43 (27)	0.30 0.39 0.53	Sp1: 116.59 (16) Avg.:							
23	42	THANEI Stefan	ITA	Int1: 19.59 (16) Int2: 32.28 (28) Fin: 49.61 (23)	I1-I2: 12.69 (40) I2-Fin: 17.33 (17)	0.26 0.50 0.54	Sp1: 117.07 (13) Avg.:							
24	37	MACARTNEY Scott	USA	Int1: 19.66 (33) Int2: 32.25 (26) Fin: 49.62 (24)	I1-I2: 12.59 (20) I2-Fin: 17.37 (22)	0.33 0.47 0.55	Sp1: 113.38 (65) Avg.:							
25	45	STAUDACHER Patrick	ITA	Int1: 19.62 (23) Int2: 32.22 (22) Fin: 49.64 (25)	I1-I2: 12.60 (25) I2-Fin: 17.42 (26)	0.29 0.44 0.57	Sp1: 115.66 (31) Avg.:							
25	44	KUENG Patrick	SUI	Int1: 19.72 (39) Int2: 32.35 (35) Fin: 49.64 (25)	I1-I2: 12.63 (34) I2-Fin: 17.29 (11)	0.39 0.57 0.57	Sp1: 115.66 (31) Avg.:							
27	32	KOSTELIC Ivica	CRO	Int1: 19.63 (25) Int2: 32.43 (44) Fin: 49.65 (27)	I1-I2: 12.80 (56) I2-Fin: 17.22 (9)	0.30 0.65 0.58	Sp1: 115.20 (41) Avg.:							
28	15	DEFAGO Didier	SUI	Int1: 19.59 (16) Int2: 32.18 (21) Fin: 49.67 (28)	I1-I2: 12.59 (20) I2-Fin: 17.49 (31)	0.26 0.40 0.60	Sp1: 116.12 (25) Avg.:							
29	11	CUCHE Didier	SUI	Int1: 19.78 (51) Int2: 32.39 (41) Fin: 49.69 (29)	I1-I2: 12.61 (29) I2-Fin: 17.30 (13)	0.45 0.61 0.62	Sp1: 116.12 (25) Avg.:							

PERFORMANCE ANALYSIS 1 TRAINING 1

Number of Competitors: 85

Rank	Bib	Name	Nation	Positions			Partials			Difference		Speed		
				Pos.	Time	Rank	Pos.	Time	Rank	Time	Dist(m)	Pos.	Km/h	Rank
30	26	CLAREY Johan	FRA	Int1: 19.68 (36)			I1-I2: 12.56 (18)			0.35		Sp1: 116.59 (16)		
				Int2: 32.24 (25)			I2-Fin: 17.50 (32)			0.46				
				Fin: 49.74 (30)						0.67		Avg.:		
31	33	LIZEROUX Julien	FRA	Int1: 19.62 (23)			I1-I2: 12.61 (29)			0.29		Sp1: 116.59 (16)		
				Int2: 32.23 (24)			I2-Fin: 17.53 (37)			0.45				
				Fin: 49.76 (31)						0.69		Avg.:		
32	13	JANKA Carlo	SUI	Int1: 19.74 (43)			I1-I2: 12.77 (49)			0.41		Sp1: 115.20 (41)		
				Int2: 32.51 (49)			I2-Fin: 17.33 (17)			0.73				
				Fin: 49.84 (32)						0.77		Avg.:		
33	59	TRANSUE Jeremy	USA	Int1: 19.74 (43)			I1-I2: 12.67 (39)			0.41		Sp1: 113.83 (62)		
				Int2: 32.41 (42)			I2-Fin: 17.46 (29)			0.63				
				Fin: 49.87 (33)						0.80		Avg.:		
34	31	RAICH Benjamin	AUT	Int1: 19.56 (12)			I1-I2: 12.81 (58)			0.23		Sp1: 113.83 (62)		
				Int2: 32.37 (38)			I2-Fin: 17.51 (35)			0.59				
				Fin: 49.88 (34)						0.81		Avg.:		
35	22	ZURBRIGGEN Silvan	SUI	Int1: 19.74 (43)			I1-I2: 12.60 (25)			0.41		Sp1: 116.59 (16)		
				Int2: 32.34 (32)			I2-Fin: 17.56 (41)			0.56				
				Fin: 49.90 (35)						0.83		Avg.:		
36	67	KRIZAJ Andrej	SLO	Int1: 19.73 (41)			I1-I2: 12.61 (29)			0.40		Sp1: 114.28 (59)		
				Int2: 32.34 (32)			I2-Fin: 17.57 (42)			0.56				
				Fin: 49.91 (36)						0.84		Avg.:		
37	9	HEEL Werner	ITA	Int1: 19.69 (37)			I1-I2: 12.84 (60)			0.36		Sp1: 113.38 (65)		
				Int2: 32.53 (52)			I2-Fin: 17.39 (24)			0.75				
				Fin: 49.92 (37)						0.85		Avg.:		
38	64	BANK Ondrej	CZE	Int1: 19.85 (56)			I1-I2: 12.64 (36)			0.52		Sp1: 115.20 (41)		
				Int2: 32.49 (47)			I2-Fin: 17.50 (32)			0.71				
				Fin: 49.99 (38)						0.92		Avg.:		
39	55	DURAND Jeremie	FRA	Int1: 19.72 (39)			I1-I2: 12.60 (25)			0.39		Sp1: 116.59 (16)		
				Int2: 32.32 (31)			I2-Fin: 17.71 (54)			0.54				
				Fin: 50.03 (39)						0.96		Avg.:		
40	5	BUDER Andreas	AUT	Int1: 19.75 (47)			I1-I2: 12.89 (65)			0.42		Sp1: 114.74 (53)		
				Int2: 32.64 (61)			I2-Fin: 17.43 (27)			0.86				
				Fin: 50.07 (40)						1.00		Avg.:		
41	62	STRODL Andreas	GER	Int1: 19.85 (56)			I1-I2: 12.59 (20)			0.52		Sp1: 114.74 (53)		
				Int2: 32.44 (45)			I2-Fin: 17.64 (50)			0.66				
				Fin: 50.08 (41)						1.01		Avg.:		
42	46	MARKIC Gasper	SLO	Int1: 19.47 (7)			I1-I2: 13.03 (76)			0.14		Sp1: 116.12 (25)		
				Int2: 32.50 (48)			I2-Fin: 17.60 (47)			0.72				
				Fin: 50.10 (42)						1.03		Avg.:		
43	66	BRANCH Craig	AUS	Int1: 19.81 (54)			I1-I2: 12.54 (15)			0.48		Sp1: 115.20 (41)		
				Int2: 32.35 (35)			I2-Fin: 17.79 (59)			0.57				
				Fin: 50.14 (43)						1.07		Avg.:		
44	49	STRODL Peter	GER	Int1: 19.64 (27)			I1-I2: 12.78 (51)			0.31		Sp1: 120.50 (2)		
				Int2: 32.42 (43)			I2-Fin: 17.73 (58)			0.64				
				Fin: 50.15 (44)						1.08		Avg.:		
45	75	RAINER Niklas	SWE	Int1: 19.87 (61)			I1-I2: 12.76 (48)			0.54		Sp1: 115.20 (41)		
				Int2: 32.63 (59)			I2-Fin: 17.54 (38)			0.85				
				Fin: 50.17 (45)						1.10		Avg.:		

PERFORMANCE ANALYSIS 1 TRAINING 1

Number of Competitors: 85

Rank	Bib	Name	Nation	Positions			Partials			Difference		Speed		
				Pos.	Time	Rank	Pos.	Time	Rank	Time	Dist(m)	Pos.	Km/h	Rank
46	14	KROELL Klaus	AUT	Int1: 19.75 (47)			I1-I2: 12.85 (61)			0.42		Sp1: 114.28 (59)		
				Int2: 32.60 (58)			I2-Fin: 17.58 (43)			0.82				
				Fin: 50.18 (46)						1.11		Avg.:		
47	47	STECHERT Tobias	GER	Int1: 19.58 (15)			I1-I2: 12.73 (45)			0.25		Sp1: 115.66 (31)		
				Int2: 32.31 (29)			I2-Fin: 17.88 (64)			0.53				
				Fin: 50.19 (47)						1.12		Avg.:		
47	17	MILLER Bode	USA	Int1: 19.86 (59)			I1-I2: 12.70 (41)			0.53		Sp1: 117.55 (7)		
				Int2: 32.56 (56)			I2-Fin: 17.63 (49)			0.78				
				Fin: 50.19 (47)						1.12		Avg.:		
49	56	PUCHNER Joachim	AUT	Int1: 19.55 (11)			I1-I2: 12.79 (54)			0.22		Sp1: 112.06 (75)		
				Int2: 32.34 (32)			I2-Fin: 17.87 (63)			0.56				
				Fin: 50.21 (49)						1.14		Avg.:		
49	21	THEAUX Adrien	FRA	Int1: 19.64 (27)			I1-I2: 12.87 (62)			0.31		Sp1: 117.07 (13)		
				Int2: 32.51 (49)			I2-Fin: 17.70 (53)			0.73				
				Fin: 50.21 (49)						1.14		Avg.:		
51	8	BUECHEL Marco	LIE	Int1: 19.85 (56)			I1-I2: 12.83 (59)			0.52		Sp1: 115.20 (41)		
				Int2: 32.68 (62)			I2-Fin: 17.54 (38)			0.90				
				Fin: 50.22 (51)						1.15		Avg.:		
52	63	FEUZ Beat	SUI	Int1: 19.93 (65)			I1-I2: 12.65 (37)			0.60		Sp1: 115.20 (41)		
				Int2: 32.58 (57)			I2-Fin: 17.66 (52)			0.80				
				Fin: 50.24 (52)						1.17		Avg.:		
52	40	KEPPLER Stephan	GER	Int1: 19.56 (12)			I1-I2: 12.60 (25)			0.23		Sp1: 116.59 (16)		
				Int2: 32.16 (17)			I2-Fin: 18.08 (74)			0.38				
				Fin: 50.24 (52)						1.17		Avg.:		
54	88	BYDLINSKI Maciej	POL	Int1: 19.93 (65)			I1-I2: 12.80 (56)			0.60		Sp1: 113.38 (65)		
				Int2: 32.73 (63)			I2-Fin: 17.55 (40)			0.95				
				Fin: 50.28 (54)						1.21		Avg.:		
55	58	SCHEIBER Florian	AUT	Int1: 19.67 (34)			I1-I2: 12.71 (42)			0.34		Sp1: 115.20 (41)		
				Int2: 32.38 (40)			I2-Fin: 17.95 (69)			0.60				
				Fin: 50.33 (55)						1.26		Avg.:		
56	30	DIXON Robbie	CAN	Int1: 19.59 (16)			I1-I2: 12.72 (43)			0.26		Sp1: 117.55 (7)		
				Int2: 32.31 (29)			I2-Fin: 18.04 (72)			0.53				
				Fin: 50.35 (56)						1.28		Avg.:		
57	10	SVINDAL Aksel Lund	NOR	Int1: 19.67 (34)			I1-I2: 12.88 (63)			0.34		Sp1: 113.38 (65)		
				Int2: 32.55 (55)			I2-Fin: 17.81 (60)			0.77				
				Fin: 50.36 (57)						1.29		Avg.:		
58	35	GRANGE Jean-Baptiste	FRA	Int1: 19.64 (27)			I1-I2: 12.88 (63)			0.31		Sp1: 112.50 (71)		
				Int2: 32.52 (51)			I2-Fin: 17.88 (64)			0.74				
				Fin: 50.40 (58)						1.33		Avg.:		
58	18	GUAY Erik	CAN	Int1: 19.98 (69)			I1-I2: 12.77 (49)			0.65		Sp1: 115.66 (31)		
				Int2: 32.75 (64)			I2-Fin: 17.65 (51)			0.97				
				Fin: 50.40 (58)						1.33		Avg.:		
60	76	MERMILLOD BLONDIN T.	FRA	Int1: 19.74 (43)			I1-I2: 12.79 (54)			0.41		Sp1: 122.55 (1)		
				Int2: 32.53 (52)			I2-Fin: 17.88 (64)			0.75				
				Fin: 50.41 (60)						1.34		Avg.:		
61	74	KRAMER Manuel	AUT	Int1: 19.73 (41)			I1-I2: 12.73 (45)			0.40		Sp1: 114.74 (53)		
				Int2: 32.46 (46)			I2-Fin: 17.98 (70)			0.68				
				Fin: 50.44 (61)						1.37		Avg.:		

PERFORMANCE ANALYSIS 1 TRAINING 1

Number of Competitors: 85

Rank	Bib	Name	Nation	Positions			Partials			Difference		Speed		
				Pos.	Time	Rank	Pos.	Time	Rank	Time	Dist(m)	Pos.	Km/h	Rank
62	53	NEUREUTHER Felix	GER	Int1: 19.64 (27)			I1-I2: 12.72 (43)			0.31		Sp1: 117.55 (7)		
				Int2: 32.36 (37)			I2-Fin: 18.10 (75)			0.58				
				Fin: 50.46 (62)						1.39		Avg.:		
63	6	NYMAN Steven	USA	Int1: 20.12 (75)			I1-I2: 12.78 (51)			0.79		Sp1: 115.20 (41)		
				Int2: 32.90 (69)			I2-Fin: 17.59 (46)			1.12				
				Fin: 50.49 (63)						1.42		Avg.:		
64	69	VILETTA Sandro	SUI	Int1: 20.00 (70)			I1-I2: 12.92 (66)			0.67		Sp1: 115.66 (31)		
				Int2: 32.92 (70)			I2-Fin: 17.58 (43)			1.14				
				Fin: 50.50 (64)						1.43		Avg.:		
65	19	INNERHOFER Christof	ITA	Int1: 19.83 (55)			I1-I2: 13.02 (75)			0.50		Sp1: 112.50 (71)		
				Int2: 32.85 (67)			I2-Fin: 17.72 (57)			1.07				
				Fin: 50.57 (65)						1.50		Avg.:		
66	60	HELIE Louis-Pierre	CAN	Int1: 19.87 (61)			I1-I2: 12.66 (38)			0.54		Sp1: 112.50 (71)		
				Int2: 32.53 (52)			I2-Fin: 18.07 (73)			0.75				
				Fin: 50.60 (66)						1.53		Avg.:		
67	2	GRUBER Christoph	AUT	Int1: 19.96 (67)			I1-I2: 13.17 (80)			0.63		Sp1: 111.19 (78)		
				Int2: 33.13 (77)			I2-Fin: 17.51 (35)			1.35				
				Fin: 50.64 (67)						1.57		Avg.:		
67	1	POISSON David	FRA	Int1: 20.05 (72)			I1-I2: 12.98 (72)			0.72		Sp1: 113.38 (65)		
				Int2: 33.03 (73)			I2-Fin: 17.61 (48)			1.25				
				Fin: 50.64 (67)						1.57		Avg.:		
69	52	PARIS Dominik	ITA	Int1: 20.03 (71)			I1-I2: 12.78 (51)			0.70		Sp1: 112.94 (70)		
				Int2: 32.81 (66)			I2-Fin: 17.91 (67)			1.03				
				Fin: 50.72 (69)						1.65		Avg.:		
69	34	LIGETY Ted	USA	Int1: 19.96 (67)			I1-I2: 13.05 (78)			0.63		Sp1: 112.06 (75)		
				Int2: 33.01 (71)			I2-Fin: 17.71 (54)			1.23				
				Fin: 50.72 (69)						1.65		Avg.:		
71	82	HOROSHILOV Alexandr	RUS	Int1: 19.88 (63)			I1-I2: 12.75 (47)			0.55		Sp1: 115.66 (31)		
				Int2: 32.63 (59)			I2-Fin: 18.12 (76)			0.85				
				Fin: 50.75 (71)						1.68		Avg.:		
72	77	PICHOT Sebastien	FRA	Int1: 20.12 (75)			I1-I2: 12.98 (72)			0.79		Sp1: 109.09 (83)		
				Int2: 33.10 (76)			I2-Fin: 17.71 (54)			1.32				
				Fin: 50.81 (72)						1.74		Avg.:		
73	16	OSBORNE-PARADIS Manuel	CAN	Int1: 19.91 (64)			I1-I2: 12.95 (70)			0.58		Sp1: 116.59 (16)		
				Int2: 32.86 (68)			I2-Fin: 18.01 (71)			1.08				
				Fin: 50.87 (73)						1.80		Avg.:		
74	4	JERMAN Andrej	SLO	Int1: 20.05 (72)			I1-I2: 13.03 (76)			0.72		Sp1: 110.76 (80)		
				Int2: 33.08 (75)			I2-Fin: 17.83 (61)			1.30				
				Fin: 50.91 (74)						1.84		Avg.:		
75	80	LARSSON Markus	SWE	Int1: 20.05 (72)			I1-I2: 12.96 (71)			0.72		Sp1: 113.83 (62)		
				Int2: 33.01 (71)			I2-Fin: 17.91 (67)			1.23				
				Fin: 50.92 (75)						1.85		Avg.:		
76	84	MOELGG Manfred	ITA	Int1: 20.16 (79)			I1-I2: 13.19 (81)			0.83		Sp1: 109.09 (83)		
				Int2: 33.35 (80)			I2-Fin: 17.84 (62)			1.57				
				Fin: 51.19 (76)						2.12		Avg.:		
77	83	MYHRER Andre	SWE	Int1: 20.20 (81)			I1-I2: 12.93 (68)			0.87		Sp1: 114.74 (53)		
				Int2: 33.13 (77)			I2-Fin: 18.23 (78)			1.35				
				Fin: 51.36 (77)						2.29		Avg.:		

PERFORMANCE ANALYSIS 1 TRAINING 1

Number of Competitors: 85

Rank	Bib	Name	Nation	Positions			Partials			Difference		Speed		
				Pos.	Time	Rank	Pos.	Time	Rank	Time	Dist(m)	Pos.	Km/h	Rank
78	73	ERICSSON Daniel	SWE	Int1:	19.86 (59)		I1-I2:	12.94 (69)	0.53		Sp1:	114.28 (59)		
				Int2:	32.80 (65)		I2-Fin:	18.65 (83)	1.02					
				Fin:	51.45 (78)				2.38		Avg.:			
79	89	TARANENKO Mikhail	RUS	Int1:	20.26 (82)		I1-I2:	12.98 (72)	0.93		Sp1:	111.19 (78)		
				Int2:	33.24 (79)		I2-Fin:	18.31 (82)	1.46					
				Fin:	51.55 (79)				2.48		Avg.:			
80	72	CRAWFORD Douglas	GBR	Int1:	20.37 (84)		I1-I2:	13.14 (79)	1.04		Sp1:	109.09 (83)		
				Int2:	33.51 (82)		I2-Fin:	18.12 (76)	1.73					
				Fin:	51.63 (80)				2.56		Avg.:			
81	86	KLUSAK Michal	POL	Int1:	20.13 (77)		I1-I2:	13.35 (83)	0.80		Sp1:	112.06 (75)		
				Int2:	33.48 (81)		I2-Fin:	18.27 (80)	1.70					
				Fin:	51.75 (81)				2.68		Avg.:			
81	79	RATKIC Ivan	CRO	Int1:	20.14 (78)		I1-I2:	12.92 (66)	0.81		Sp1:	112.50 (71)		
				Int2:	33.06 (74)		I2-Fin:	18.69 (84)	1.28					
				Fin:	51.75 (81)				2.68		Avg.:			
83	61	WAGNER Hannes	GER	Int1:	20.18 (80)		I1-I2:	13.36 (84)	0.85		Sp1:	114.74 (53)		
				Int2:	33.54 (83)		I2-Fin:	18.24 (79)	1.76					
				Fin:	51.78 (83)				2.71		Avg.:			
84	81	BABUSIAK Jaroslav	SVK	Int1:	20.36 (83)		I1-I2:	13.27 (82)	1.03		Sp1:	109.50 (81)		
				Int2:	33.63 (84)		I2-Fin:	18.29 (81)	1.85					
				Fin:	51.92 (84)				2.85		Avg.:			
85	87	GEORGIEV Stefan	BUL	Int1:	20.65 (85)		I1-I2:	13.95 (85)	1.32		Sp1:	109.50 (81)		
				Int2:	34.60 (85)		I2-Fin:	19.92 (85)	2.82					
				Fin:	54.52 (85)				5.45		Avg.:			

LEGEND							
Pos	Intermediate or Speed Position	Dist(m)	Distance behind the first	Int2:	Intermediate 2	Fin:	Finish
Avg.	Average Speed for the race	Int1:	Intermediate 1	Sp1:	Speed Trap 1		



AUDI FIS SKI WORLD CUP 2009/10
Beaver Creek (USA)



2nd MEN'S DOWNHILL

WED 2 DEC 2009

PERFORMANCE ANALYSIS 2 TRAINING 1

Number of Competitors: 91

Bib	Name	Nation	Positions			Partials			Difference		Speed		
			Pos.	Time	Rank	Pos.	Time	Rank	Time	Dist(m)	Pos.	Km/h	Rank
1	POISSON David	FRA	Int1: 20.05 (73) Int2: 33.03 (73) Fin: 50.64 (67)	I1-I2: 12.98 (72) I2-Fin: 17.61 (48)	0.72 1.25 1.57	Sp1: 113.38 (66) Avg.:							
2	GRUBER Christoph	AUT	Int1: 19.96 (68) Int2: 33.13 (77) Fin: 50.64 (67)	I1-I2: 13.17 (80) I2-Fin: 17.51 (35)	0.63 1.35 1.57	Sp1: 111.19 (79) Avg.:							
3	GRUENENFELDER Tobias	SUI	Int1: 19.76 (51) Int2: 32.37 (38) Fin: 49.49 (17)	I1-I2: 12.61 (29) I2-Fin: 17.12 (2)	0.43 0.59 0.42	Sp1: 117.55 (8) Avg.:							
4	JERMAN Andrej	SLO	Int1: 20.05 (73) Int2: 33.08 (75) Fin: 50.91 (74)	I1-I2: 13.03 (76) I2-Fin: 17.83 (61)	0.72 1.30 1.84	Sp1: 110.76 (81) Avg.:							
5	BUDER Andreas	AUT	Int1: 19.75 (48) Int2: 32.64 (61) Fin: 50.07 (40)	I1-I2: 12.89 (65) I2-Fin: 17.43 (27)	0.42 0.86 1.00	Sp1: 114.74 (54) Avg.:							
6	NYMAN Steven	USA	Int1: 20.12 (76) Int2: 32.90 (69) Fin: 50.49 (63)	I1-I2: 12.78 (51) I2-Fin: 17.59 (46)	0.79 1.12 1.42	Sp1: 115.20 (42) Avg.:							
7	OLSSON Hans	SWE	Int1: 19.69 (38) Int2: 32.15 (13) Fin: 49.39 (10)	I1-I2: 12.46 (5) I2-Fin: 17.24 (10)	0.36 0.37 0.32	Sp1: 117.55 (8) Avg.:							
8	BUECHEL Marco	LIE	Int1: 19.85 (57) Int2: 32.68 (62) Fin: 50.22 (51)	I1-I2: 12.83 (59) I2-Fin: 17.54 (38)	0.52 0.90 1.15	Sp1: 115.20 (42) Avg.:							
9	HEEL Werner	ITA	Int1: 19.69 (38) Int2: 32.53 (52) Fin: 49.92 (37)	I1-I2: 12.84 (60) I2-Fin: 17.39 (24)	0.36 0.75 0.85	Sp1: 113.38 (66) Avg.:							
10	SVINDAL Aksel Lund	NOR	Int1: 19.67 (35) Int2: 32.55 (55) Fin: 50.36 (57)	I1-I2: 12.88 (63) I2-Fin: 17.81 (60)	0.34 0.77 1.29	Sp1: 113.38 (66) Avg.:							
11	CUCHE Didier	SUI	Int1: 19.78 (52) Int2: 32.39 (41) Fin: 49.69 (29)	I1-I2: 12.61 (29) I2-Fin: 17.30 (13)	0.45 0.61 0.62	Sp1: 116.12 (26) Avg.:							
12	WALCHHOFFER Michael	AUT	Int1: 19.63 (26) Int2: 32.17 (18) Fin: 49.60 (22)	I1-I2: 12.54 (15) I2-Fin: 17.43 (27)	0.30 0.39 0.53	Sp1: 116.59 (17) Avg.:							
13	JANKA Carlo	SUI	Int1: 19.74 (44) Int2: 32.51 (49) Fin: 49.84 (32)	I1-I2: 12.77 (49) I2-Fin: 17.33 (17)	0.41 0.73 0.77	Sp1: 115.20 (42) Avg.:							



PERFORMANCE ANALYSIS 2 TRAINING 1

Number of Competitors: 91

Bib	Name	Nation	Positions			Partials			Difference		Speed		
			Pos.	Time	Rank	Pos.	Time	Rank	Time	Dist(m)	Pos.	Km/h	Rank
14	KROELL Klaus	AUT	Int1: 19.75 (48) Int2: 32.60 (58) Fin: 50.18 (46)	I1-I2: 12.85 (61) I2-Fin: 17.58 (43)	0.42 0.82 1.11	Sp1: 114.28 (60) Avg.:							
15	DEFAGO Didier	SUI	Int1: 19.59 (17) Int2: 32.18 (21) Fin: 49.67 (28)	I1-I2: 12.59 (20) I2-Fin: 17.49 (31)	0.26 0.40 0.60	Sp1: 116.12 (26) Avg.:							
16	OSBORNE-PARADIS Manuel	CAN	Int1: 19.91 (65) Int2: 32.86 (68) Fin: 50.87 (73)	I1-I2: 12.95 (70) I2-Fin: 18.01 (71)	0.58 1.08 1.80	Sp1: 116.59 (17) Avg.:							
17	MILLER Bode	USA	Int1: 19.86 (60) Int2: 32.56 (56) Fin: 50.19 (47)	I1-I2: 12.70 (41) I2-Fin: 17.63 (49)	0.53 0.78 1.12	Sp1: 117.55 (8) Avg.:							
18	GUAY Erik	CAN	Int1: 19.98 (70) Int2: 32.75 (64) Fin: 50.40 (58)	I1-I2: 12.77 (49) I2-Fin: 17.65 (51)	0.65 0.97 1.33	Sp1: 115.66 (32) Avg.:							
19	INNERHOFER Christof	ITA	Int1: 19.83 (56) Int2: 32.85 (67) Fin: 50.57 (65)	I1-I2: 13.02 (75) I2-Fin: 17.72 (57)	0.50 1.07 1.50	Sp1: 112.50 (72) Avg.:							
20	HOFFMANN Ambrosi	SUI	Int1: 19.60 (21) Int2: 32.09 (10) Fin: 49.07 (1)	I1-I2: 12.49 (10) I2-Fin: 16.98 (1)	0.27 0.31 0.00	Sp1: 116.59 (17) Avg.:							
21	THEAUX Adrien	FRA	Int1: 19.64 (28) Int2: 32.51 (49) Fin: 50.21 (49)	I1-I2: 12.87 (62) I2-Fin: 17.70 (53)	0.31 0.73 1.14	Sp1: 117.07 (14) Avg.:							
22	ZURBRIGGEN Silvan	SUI	Int1: 19.74 (44) Int2: 32.34 (32) Fin: 49.90 (35)	I1-I2: 12.60 (25) I2-Fin: 17.56 (41)	0.41 0.56 0.83	Sp1: 116.59 (17) Avg.:							
23	STREITBERGER Georg	AUT	Int1: 19.65 (33) Int2: 32.22 (22) Fin: 49.53 (18)	I1-I2: 12.57 (19) I2-Fin: 17.31 (15)	0.32 0.44 0.46	Sp1: 115.66 (32) Avg.:							
24	DALCIN Pierre-Emmanuel	FRA	Int1: 19.43 (5) Int2: 32.04 (8) Fin: 49.39 (10)	I1-I2: 12.61 (29) I2-Fin: 17.35 (19)	0.10 0.26 0.32	Sp1: 118.51 (4) Avg.:							
25	SULLIVAN Marco	USA	Int1: 19.78 (52) Int2: 32.27 (27) Fin: 49.39 (10)	I1-I2: 12.49 (10) I2-Fin: 17.12 (2)	0.45 0.49 0.32	Sp1: 116.12 (26) Avg.:							
26	CLAREY Johan	FRA	Int1: 19.68 (37) Int2: 32.24 (25) Fin: 49.74 (30)	I1-I2: 12.56 (18) I2-Fin: 17.50 (32)	0.35 0.46 0.67	Sp1: 116.59 (17) Avg.:							
27	FISHER Erik	USA	Int1: 19.61 (23) Int2: 32.15 (13) Fin: 49.32 (8)	I1-I2: 12.54 (15) I2-Fin: 17.17 (6)	0.28 0.37 0.25	Sp1: 115.20 (42) Avg.:							
28	BAUMANN Romed	AUT	Int1: 19.53 (11) Int2: 32.12 (12) Fin: 49.48 (16)	I1-I2: 12.59 (20) I2-Fin: 17.36 (21)	0.20 0.34 0.41	Sp1: 115.66 (32) Avg.:							
29	JAERBYN Patrik	SWE	Int1: 19.33 (1) Int2: 31.79 (2) Fin: 49.29 (6)	I1-I2: 12.46 (5) I2-Fin: 17.50 (32)	0.00 0.01 0.22	Sp1: 116.59 (17) Avg.:							

PERFORMANCE ANALYSIS 2 TRAINING 1

Number of Competitors: 91

Bib	Name	Nation	Positions			Partials			Difference		Speed		
			Pos.	Time	Rank	Pos.	Time	Rank	Time	Dist(m)	Pos.	Km/h	Rank
30	DIXON Robbie	CAN	Int1: 19.59 (17)			I1-I2: 12.72 (43)			0.26		Sp1: 117.55 (8)		
			Int2: 32.31 (29)			I2-Fin: 18.04 (72)			0.53				
			Fin: 50.35 (56)						1.28		Avg.:		
31	RAICH Benjamin	AUT	Int1: 19.56 (13)			I1-I2: 12.81 (58)			0.23		Sp1: 113.83 (63)		
			Int2: 32.37 (38)			I2-Fin: 17.51 (35)			0.59				
			Fin: 49.88 (34)						0.81		Avg.:		
32	KOSTELIC Ivica	CRO	Int1: 19.63 (26)			I1-I2: 12.80 (56)			0.30		Sp1: 115.20 (42)		
			Int2: 32.43 (44)			I2-Fin: 17.22 (9)			0.65				
			Fin: 49.65 (27)						0.58		Avg.:		
33	LIZEROUX Julien	FRA	Int1: 19.62 (24)			I1-I2: 12.61 (29)			0.29		Sp1: 116.59 (17)		
			Int2: 32.23 (24)			I2-Fin: 17.53 (37)			0.45				
			Fin: 49.76 (31)						0.69		Avg.:		
34	LIGETY Ted	USA	Int1: 19.96 (68)			I1-I2: 13.05 (78)			0.63		Sp1: 112.06 (76)		
			Int2: 33.01 (71)			I2-Fin: 17.71 (54)			1.23				
			Fin: 50.72 (69)						1.65		Avg.:		
35	GRANGE Jean-Baptiste	FRA	Int1: 19.64 (28)			I1-I2: 12.88 (63)			0.31		Sp1: 112.50 (72)		
			Int2: 32.52 (51)			I2-Fin: 17.88 (64)			0.74				
			Fin: 50.40 (58)						1.33		Avg.:		
36	SPORN Andrej	SLO	Int1: 19.41 (4)			I1-I2: 12.59 (20)			0.08		Sp1: 116.12 (26)		
			Int2: 32.00 (7)			I2-Fin: 17.58 (43)			0.22				
			Fin: 49.58 (20)						0.51		Avg.:		
37	MACARTNEY Scott	USA	Int1: 19.66 (34)			I1-I2: 12.59 (20)			0.33		Sp1: 113.38 (66)		
			Int2: 32.25 (26)			I2-Fin: 17.37 (22)			0.47				
			Fin: 49.62 (24)						0.55		Avg.:		
38	GRUGGER Hans	AUT	Int1: 19.64 (28)			I1-I2: 12.51 (13)			0.31		Sp1: 117.07 (14)		
			Int2: 32.15 (13)			I2-Fin: 17.18 (7)			0.37				
			Fin: 49.33 (9)						0.26		Avg.:		
39	SCHEIBER Mario	AUT	Int1: 19.46 (6)			I1-I2: 12.50 (12)			0.13		Sp1: 117.55 (8)		
			Int2: 31.96 (5)			I2-Fin: 17.14 (4)			0.18				
			Fin: 49.10 (4)						0.03		Avg.:		
40	KEPPLER Stephan	GER	Int1: 19.56 (13)			I1-I2: 12.60 (25)			0.23		Sp1: 116.59 (17)		
			Int2: 32.16 (17)			I2-Fin: 18.08 (74)			0.38				
			Fin: 50.24 (52)						1.17		Avg.:		
41	FRANZ Max	AUT	Int1: 19.47 (7)			I1-I2:			0.14		Sp1: 118.51 (4)		
			Int2:			I2-Fin:							
			Fin: DNF								Avg.:		
42	THANEI Stefan	ITA	Int1: 19.59 (17)			I1-I2: 12.69 (40)			0.26		Sp1: 117.07 (14)		
			Int2: 32.28 (28)			I2-Fin: 17.33 (17)			0.50				
			Fin: 49.61 (23)						0.54		Avg.:		
43	BERTRAND Yannick	FRA	Int1: 19.33 (1)			I1-I2: 12.47 (7)			0.00		Sp1: 115.66 (32)		
			Int2: 31.80 (3)			I2-Fin: 17.29 (11)			0.02				
			Fin: 49.09 (3)						0.02		Avg.:		
44	KUENG Patrick	SUI	Int1: 19.72 (40)			I1-I2: 12.63 (34)			0.39		Sp1: 115.66 (32)		
			Int2: 32.35 (35)			I2-Fin: 17.29 (11)			0.57				
			Fin: 49.64 (25)						0.57		Avg.:		
45	STAUDACHER Patrick	ITA	Int1: 19.62 (24)			I1-I2: 12.60 (25)			0.29		Sp1: 115.66 (32)		
			Int2: 32.22 (22)			I2-Fin: 17.42 (26)			0.44				
			Fin: 49.64 (25)						0.57		Avg.:		

PERFORMANCE ANALYSIS 2 TRAINING 1

Number of Competitors: 91

Bib	Name	Nation	Positions			Partials			Difference		Speed		
			Pos.	Time	Rank	Pos.	Time	Rank	Time	Dist(m)	Pos.	Km/h	Rank
46	MARKIC Gasper	SLO	Int1: 19.47 (7) Int2: 32.50 (48) Fin: 50.10 (42)	I1-I2: 13.03 (76) I2-Fin: 17.60 (47)	0.14 0.72 1.03	Sp1: 116.12 (26) Avg.:							
47	STECHERT Tobias	GER	Int1: 19.58 (16) Int2: 32.31 (29) Fin: 50.19 (47)	I1-I2: 12.73 (45) I2-Fin: 17.88 (64)	0.25 0.53 1.12	Sp1: 115.66 (32) Avg.:							
48	PERKO Rok	SLO	Int1: 19.39 (3) Int2: 31.78 (1) Fin: 49.13 (5)	I1-I2: 12.39 (3) I2-Fin: 17.35 (19)	0.06 0.00 0.06	Sp1: 118.51 (4) Avg.:							
49	STRODL Peter	GER	Int1: 19.64 (28) Int2: 32.42 (43) Fin: 50.15 (44)	I1-I2: 12.78 (51) I2-Fin: 17.73 (58)	0.31 0.64 1.08	Sp1: 120.50 (2) Avg.:							
50	SCHOENFELDER Rainer	AUT	Int1: 19.52 (9) Int2: 32.15 (13) Fin: 49.45 (14)	I1-I2: 12.63 (34) I2-Fin: 17.30 (13)	0.19 0.37 0.38	Sp1: 115.20 (42) Avg.:							
51	FAYED Guillermo	FRA	Int1: 19.52 (9) Int2: 31.99 (6) Fin: 49.47 (15)	I1-I2: 12.47 (7) I2-Fin: 17.48 (30)	0.19 0.21 0.40	Sp1: 118.03 (7) Avg.:							
52	PARIS Dominik	ITA	Int1: 20.03 (72) Int2: 32.81 (66) Fin: 50.72 (69)	I1-I2: 12.78 (51) I2-Fin: 17.91 (67)	0.70 1.03 1.65	Sp1: 112.94 (71) Avg.:							
53	NEUREUTHER Felix	GER	Int1: 19.64 (28) Int2: 32.36 (37) Fin: 50.46 (62)	I1-I2: 12.72 (43) I2-Fin: 18.10 (75)	0.31 0.58 1.39	Sp1: 117.55 (8) Avg.:							
54	KREUZER Ralf	SUI	Int1: 19.60 (21) Int2: 31.93 (4) Fin: 49.08 (2)	I1-I2: 12.33 (1) I2-Fin: 17.15 (5)	0.27 0.15 0.01	Sp1: 119.00 (3) Avg.:							
55	DURAND Jeremie	FRA	Int1: 19.72 (40) Int2: 32.32 (31) Fin: 50.03 (39)	I1-I2: 12.60 (25) I2-Fin: 17.71 (54)	0.39 0.54 0.96	Sp1: 116.59 (17) Avg.:							
56	PUCHNER Joachim	AUT	Int1: 19.55 (12) Int2: 32.34 (32) Fin: 50.21 (49)	I1-I2: 12.79 (54) I2-Fin: 17.87 (63)	0.22 0.56 1.14	Sp1: 112.06 (76) Avg.:							
57	WEIBRECHT Andrew	USA	Int1: 19.57 (15) Int2: 32.09 (10) Fin: 49.29 (6)	I1-I2: 12.52 (14) I2-Fin: 17.20 (8)	0.24 0.31 0.22	Sp1: 115.66 (32) Avg.:							
58	SCHEIBER Florian	AUT	Int1: 19.67 (35) Int2: 32.38 (40) Fin: 50.33 (55)	I1-I2: 12.71 (42) I2-Fin: 17.95 (69)	0.34 0.60 1.26	Sp1: 115.20 (42) Avg.:							
59	TRANSUE Jeremy	USA	Int1: 19.74 (44) Int2: 32.41 (42) Fin: 49.87 (33)	I1-I2: 12.67 (39) I2-Fin: 17.46 (29)	0.41 0.63 0.80	Sp1: 113.83 (63) Avg.:							
60	HELIE Louis-Pierre	CAN	Int1: 19.87 (62) Int2: 32.53 (52) Fin: 50.60 (66)	I1-I2: 12.66 (38) I2-Fin: 18.07 (73)	0.54 0.75 1.53	Sp1: 112.50 (72) Avg.:							
61	WAGNER Hannes	GER	Int1: 20.18 (81) Int2: 33.54 (83) Fin: 51.78 (83)	I1-I2: 13.36 (84) I2-Fin: 18.24 (79)	0.85 1.76 2.71	Sp1: 114.74 (54) Avg.:							

PERFORMANCE ANALYSIS 2 TRAINING 1

Number of Competitors: 91

Bib	Name	Nation	Positions			Partials			Difference		Speed		
			Pos.	Time	Rank	Pos.	Time	Rank	Time	Dist(m)	Pos.	Km/h	Rank
62	STRODL Andreas	GER	Int1: 19.85 (57)			I1-I2: 12.59 (20)			0.52		Sp1: 114.74 (54)		
			Int2: 32.44 (45)			I2-Fin: 17.64 (50)			0.66				
			Fin: 50.08 (41)						1.01		Avg.:		
63	FEUZ Beat	SUI	Int1: 19.93 (66)			I1-I2: 12.65 (37)			0.60		Sp1: 115.20 (42)		
			Int2: 32.58 (57)			I2-Fin: 17.66 (52)			0.80				
			Fin: 50.24 (52)						1.17		Avg.:		
64	BANK Ondrej	CZE	Int1: 19.85 (57)			I1-I2: 12.64 (36)			0.52		Sp1: 115.20 (42)		
			Int2: 32.49 (47)			I2-Fin: 17.50 (32)			0.71				
			Fin: 49.99 (38)						0.92		Avg.:		
65	ZRNCIC-DIM Natko	CRO	Int1: 19.59 (17)			I1-I2: 12.48 (9)			0.26		Sp1: 115.20 (42)		
			Int2: 32.07 (9)			I2-Fin: 17.32 (16)			0.29				
			Fin: 49.39 (10)						0.32		Avg.:		
66	BRANCH Craig	AUS	Int1: 19.81 (55)			I1-I2: 12.54 (15)			0.48		Sp1: 115.20 (42)		
			Int2: 32.35 (35)			I2-Fin: 17.79 (59)			0.57				
			Fin: 50.14 (43)						1.07		Avg.:		
67	KRIZAJ Andrej	SLO	Int1: 19.73 (42)			I1-I2: 12.61 (29)			0.40		Sp1: 114.28 (60)		
			Int2: 32.34 (32)			I2-Fin: 17.57 (42)			0.56				
			Fin: 49.91 (36)						0.84		Avg.:		
68	GUFLER Michael	ITA	Int1:			I1-I2:					Sp1:		
			Int2:			I2-Fin:							
			Fin: DNS								Avg.:		
69	VILETTA Sandro	SUI	Int1: 20.00 (71)			I1-I2: 12.92 (66)			0.67		Sp1: 115.66 (32)		
			Int2: 32.92 (70)			I2-Fin: 17.58 (43)			1.14				
			Fin: 50.50 (64)						1.43		Avg.:		
70	JANSRUD Kjetil	NOR	Int1: 19.80 (54)			I1-I2: 12.37 (2)			0.47		Sp1: 116.12 (26)		
			Int2: 32.17 (18)			I2-Fin: 17.41 (25)			0.39				
			Fin: 49.58 (20)						0.51		Avg.:		
71	MYHRE Lars Elton	NOR	Int1: 19.75 (48)			I1-I2: 12.42 (4)			0.42		Sp1: 114.74 (54)		
			Int2: 32.17 (18)			I2-Fin: 17.37 (22)			0.39				
			Fin: 49.54 (19)						0.47		Avg.:		
72	CRAWFORD Douglas	GBR	Int1: 20.37 (85)			I1-I2: 13.14 (79)			1.04		Sp1: 109.09 (84)		
			Int2: 33.51 (82)			I2-Fin: 18.12 (76)			1.73				
			Fin: 51.63 (80)						2.56		Avg.:		
73	ERICSSON Daniel	SWE	Int1: 19.86 (60)			I1-I2: 12.94 (69)			0.53		Sp1: 114.28 (60)		
			Int2: 32.80 (65)			I2-Fin: 18.65 (83)			1.02				
			Fin: 51.45 (78)						2.38		Avg.:		
74	KRAMER Manuel	AUT	Int1: 19.73 (42)			I1-I2: 12.73 (45)			0.40		Sp1: 114.74 (54)		
			Int2: 32.46 (46)			I2-Fin: 17.98 (70)			0.68				
			Fin: 50.44 (61)						1.37		Avg.:		
75	RAINER Niklas	SWE	Int1: 19.87 (62)			I1-I2: 12.76 (48)			0.54		Sp1: 115.20 (42)		
			Int2: 32.63 (59)			I2-Fin: 17.54 (38)			0.85				
			Fin: 50.17 (45)						1.10		Avg.:		
76	MERMILLOD BLONDIN Thomas	FRA	Int1: 19.74 (44)			I1-I2: 12.79 (54)			0.41		Sp1: 122.55 (1)		
			Int2: 32.53 (52)			I2-Fin: 17.88 (64)			0.75				
			Fin: 50.41 (60)						1.34		Avg.:		
77	PICHOT Sebastien	FRA	Int1: 20.12 (76)			I1-I2: 12.98 (72)			0.79		Sp1: 109.09 (84)		
			Int2: 33.10 (76)			I2-Fin: 17.71 (54)			1.32				
			Fin: 50.81 (72)						1.74		Avg.:		

PERFORMANCE ANALYSIS 2 TRAINING 1

Number of Competitors: 91

Bib	Name	Nation	Positions			Partials			Difference		Speed		
			Pos.	Time	Rank	Pos.	Time	Rank	Time	Dist(m)	Pos.	Km/h	Rank
78	GORZA Ales	SLO	Int1:			I1-I2:					Sp1:		
			Int2:			I2-Fin:					Avg.:		
			Fin:	DNS									
79	RATKIC Ivan	CRO	Int1:	20.14	(79)	I1-I2:	12.92	(66)	0.81		Sp1:	112.50	(72)
			Int2:	33.06	(74)	I2-Fin:	18.69	(84)	1.28				
			Fin:	51.75	(81)				2.68		Avg.:		
80	LARSSON Markus	SWE	Int1:	20.05	(73)	I1-I2:	12.96	(71)	0.72		Sp1:	113.83	(63)
			Int2:	33.01	(71)	I2-Fin:	17.91	(67)	1.23				
			Fin:	50.92	(75)				1.85		Avg.:		
81	BABUSIAK Jaroslav	SVK	Int1:	20.36	(84)	I1-I2:	13.27	(82)	1.03		Sp1:	109.50	(82)
			Int2:	33.63	(84)	I2-Fin:	18.29	(81)	1.85				
			Fin:	51.92	(84)				2.85		Avg.:		
82	HOROSHILOV Alexandr	RUS	Int1:	19.88	(64)	I1-I2:	12.75	(47)	0.55		Sp1:	115.66	(32)
			Int2:	32.63	(59)	I2-Fin:	18.12	(76)	0.85				
			Fin:	50.75	(71)				1.68		Avg.:		
83	MYHRER Andre	SWE	Int1:	20.20	(82)	I1-I2:	12.93	(68)	0.87		Sp1:	114.74	(54)
			Int2:	33.13	(77)	I2-Fin:	18.23	(78)	1.35				
			Fin:	51.36	(77)				2.29		Avg.:		
84	MOELGG Manfred	ITA	Int1:	20.16	(80)	I1-I2:	13.19	(81)	0.83		Sp1:	109.09	(84)
			Int2:	33.35	(80)	I2-Fin:	17.84	(62)	1.57				
			Fin:	51.19	(76)				2.12		Avg.:		
85	SCHIEPPATI Alberto	ITA	Int1:			I1-I2:					Sp1:		
			Int2:			I2-Fin:					Avg.:		
			Fin:	DNS									
86	KLUSAK Michal	POL	Int1:	20.13	(78)	I1-I2:	13.35	(83)	0.80		Sp1:	112.06	(76)
			Int2:	33.48	(81)	I2-Fin:	18.27	(80)	1.70				
			Fin:	51.75	(81)				2.68		Avg.:		
87	GEORGIEV Stefan	BUL	Int1:	20.65	(86)	I1-I2:	13.95	(85)	1.32		Sp1:	109.50	(82)
			Int2:	34.60	(85)	I2-Fin:	19.92	(85)	2.82				
			Fin:	54.52	(85)				5.45		Avg.:		
88	BYDLINSKI Maciej	POL	Int1:	19.93	(66)	I1-I2:	12.80	(56)	0.60		Sp1:	113.38	(66)
			Int2:	32.73	(63)	I2-Fin:	17.55	(40)	0.95				
			Fin:	50.28	(54)				1.21		Avg.:		
89	TARANENKO Mikhail	RUS	Int1:	20.26	(83)	I1-I2:	12.98	(72)	0.93		Sp1:	111.19	(79)
			Int2:	33.24	(79)	I2-Fin:	18.31	(82)	1.46				
			Fin:	51.55	(79)				2.48		Avg.:		
90	SIMONCELLI Davide	ITA	Int1:			I1-I2:					Sp1:		
			Int2:			I2-Fin:					Avg.:		
			Fin:	DNS									
91	BLARDONE Massimiliano	ITA	Int1:			I1-I2:					Sp1:		
			Int2:			I2-Fin:					Avg.:		
			Fin:	DNS									

LEGEND							
Pos	Intermediate or Speed Position	Int1:	Intermediate 1	DNF	Did Not Finish	DNS	Did Not Start
Avg.	Average Speed for the race	Int2:	Intermediate 2	Sp1:	Speed Trap 1	Fin:	Finish
Dist(m)	Distance behind the first						