



AUDI FIS SKI WORLD CUP 2009/10  
Beaver Creek (USA)



1st MEN'S SUPER COMBINED

FRI 4 DEC 2009

ALPHABETICAL LIST OF COMPETITORS

Number of Competitors: 52, Number of NSA: 17

Nation	FIS Code	Name	FIS Points (3rd of December 2009 – List 5)									
			DH		SL		GS		SG		SC	
<b>AUT</b> (3)	51215	<b>BAUMANN Romed</b>	5.71	(24)	42.10	(835)	4.30	(11)	8.74	(43)	1.86	(4)
	51327	<b>PUCHNER Joachim</b>	14.34	(70)	32.71	(511)	15.30	(101)	13.89	(65)	26.62	(78)
	50625	<b>RAICH Benjamin</b>	14.55	(71)	3.61	(8)	0.38	(2)	2.58	(7)	2.69	(9)
<b>BUL</b> (1)	90047	<b>GEORGIEV Stefan</b>	65.78	(419)	17.83	(149)	33.82	(570)	51.51	(506)	74.21	(427)
<b>CAN</b> (1)	103090	<b>HELIE Louis-Pierre</b>	18.54	(80)	11.67	(77)	20.95	(201)	7.86	(40)	24.91	(70)
<b>CRO</b> (2)	380291	<b>RATKIC Ivan</b>	47.93	(245)	30.46	(451)	36.19	(651)	34.86	(265)	34.60	(129)
	380292	<b>ZRNCIC-DIM Natko</b>	21.23	(92)	11.26	(73)	35.80	(631)	21.19	(117)	2.53	(6)
<b>CZE</b> (1)	150398	<b>BANK Ondrej</b>	20.96	(89)	7.68	(42)	11.95	(78)	24.71	(152)	5.94	(27)
<b>FRA</b> (8)	191740	<b>CLAREY Johan</b>	6.27	(38)	40.56	(770)	40.87	(812)	22.42	(126)	8.66	(38)
	193212	<b>DURAND Jeremie</b>	13.97	(66)	35.66	(605)	24.93	(279)	22.69	(129)	7.85	(37)
	192932	<b>FAYED Guillermo</b>	11.49	(54)	39.14	(720)	43.65	(917)	16.96	(84)	19.35	(54)
	192665	<b>GRANGE Jean-Baptiste</b>	46.13	(232)	0.00	(1)	3.85	(7)	22.09	(123)	2.95	(11)
	191459	<b>LIZEROUX Julien</b>	35.39	(170)	0.65	(2)	23.04	(243)	18.07	(94)	1.44	(3)
	192504	<b>MERMILLOD BLONDIN Thomas</b>	36.85	(179)	7.50	(41)	11.05	(67)	29.68	(196)	5.15	(19)
	191778	<b>PICHOT Sebastien</b>	39.71	(197)	18.18	(157)	11.24	(70)	18.01	(93)	20.55	(60)
	192746	<b>THEAUX Adrien</b>	4.15	(17)	43.81	(899)	9.95	(58)	5.75	(23)	12.97	(44)
<b>GBR</b> (1)	220695	<b>CRAWFORD Douglas</b>	27.32	(116)	20.22	(201)	21.70	(221)	20.03	(109)	31.85	(112)
<b>GER</b> (2)	201606	<b>KEPPLER Stephan</b>	7.23	(41)	272.74	(5800)	25.76	(304)	17.10	(86)	33.86	(124)
	201702	<b>NEUREUTHER Felix</b>	11.90	(56)	4.22	(13)	9.59	(55)	25.37	(158)	104.74	(696)
<b>ITA</b> (6)	292514	<b>HEEL Werner</b>	2.63	(7)	116.55	(3578)	51.49	(1189)	1.55	(3)	12.97	(44)
	293006	<b>INNERHOFER Christof</b>	3.40	(13)	11.94	(78)	10.42	(61)	2.38	(6)	3.83	(12)
	292491	<b>MOELGG Manfred</b>	59.63	(347)	2.64	(6)	5.40	(21)	34.18	(251)	32.99	(119)
	291459	<b>PARIS Dominik</b>	11.82	(55)	35.88	(610)	33.25	(548)	13.16	(60)	29.06	(96)
	290998	<b>STAUDACHER Patrick</b>	9.43	(46)	120.22	(3691)	51.81	(1198)	5.99	(30)	5.78	(24)
	292291	<b>THANEI Stefan</b>	8.32	(43)	64.27	(1698)	34.39	(591)	9.85	(46)	5.78	(24)
<b>NOR</b> (3)	421483	<b>JANSRUD Kjetil</b>	25.87	(110)	14.13	(101)	3.96	(8)	22.10	(125)	5.85	(26)
	421400	<b>MYHRE Lars Elton</b>	26.99	(114)	5.32	(22)	18.32	(150)	21.09	(115)	4.81	(17)
	421328	<b>SVINDAL Aksel Lund</b>	2.10	(4)	9.32	(57)	3.63	(6)	0.00	(1)	1.86	(4)



**Number of Competitors: 52, Number of NSA: 17**

Nation	FIS Code	Name	FIS Points (3rd of December 2009 – List 5)									
			DH		SL		GS		SG		SC	
<b>POL</b> (1)	430429	<b>BYDLINSKI Maciej</b>	68.07	(453)	25.20	(312)	32.31	(514)	45.01	(400)	56.17	(279)
<b>RUS</b> (2)	480736	<b>HOROSHILOV Alexandr</b>	56.82	(325)	12.08	(80)	25.01	(284)	35.09	(269)	4.78	(16)
	480997	<b>TARANENKO Mikhail</b>	69.25	(463)	60.84	(1564)	68.76	(1879)	59.45	(622)	82.98	(508)
<b>SLO</b> (4)	560332	<b>JERMAN Andrej</b>	4.45	(18)	43.10	(873)	41.60	(848)	6.00	(31)	5.99	(30)
	561085	<b>KRIZAJ Andrej</b>	23.42	(96)	32.49	(501)	29.03	(407)	17.15	(87)	35.16	(131)
	561087	<b>MARKIC Gasper</b>	9.44	(47)	34.16	(561)	33.67	(564)	13.09	(59)	29.48	(98)
	560447	<b>SPORN Andrej</b>	6.00	(31)	27.06	(351)	16.08	(115)	6.42	(37)	23.35	(67)
<b>SUI</b> (8)	510030	<b>CUCHE Didier</b>	1.00	(3)	587.33	(6387)	0.00	(1)	1.71	(4)	26.66	(79)
	510727	<b>DEFAGO Didier</b>	2.10	(4)	51.79	(1187)	5.68	(26)	1.22	(2)	5.69	(22)
	511383	<b>FEUZ Beat</b>	20.29	(83)	19.41	(178)	21.23	(211)	25.72	(162)	29.86	(101)
	511313	<b>JANKA Carlo</b>	3.09	(9)	38.36	(689)	2.37	(5)	4.20	(13)	0.91	(2)
	511039	<b>KREUZER Ralf</b>	13.75	(65)	65.89	(1765)	17.72	(141)	20.52	(112)	20.05	(56)
	511139	<b>KUENG Patrick</b>	8.72	(45)	25.59	(323)	20.72	(192)	7.19	(39)	23.00	(66)
	511352	<b>VILETTA Sandro</b>	25.78	(109)	10.17	(62)	5.88	(27)	20.28	(110)	3.83	(12)
	510890	<b>ZURBRIGGEN Silvan</b>	16.26	(72)	4.75	(18)	26.79	(334)	14.90	(68)	0.00	(1)
<b>SVK</b> (1)	700724	<b>BABUSIAK Jaroslav</b>	53.07	(283)	23.28	(267)	25.96	(313)	42.43	(371)	51.37	(251)
<b>SWE</b> (5)	501230	<b>ERICSSON Daniel</b>	27.37	(117)	21.87	(235)	22.59	(235)	30.37	(202)	43.89	(184)
	500656	<b>LARSSON Markus</b>	52.42	(279)	5.80	(27)	5.97	(28)	15.12	(71)	5.36	(20)
	501017	<b>MYHRER Andre</b>	56.98	(327)	3.88	(10)	11.70	(73)	21.66	(120)	18.93	(53)
	501076	<b>OLSSON Hans</b>	3.87	(16)	9.00	(52)	11.93	(76)	18.71	(98)	30.80	(106)
	501026	<b>RAINER Niklas</b>	31.74	(135)	14.67	(108)	11.59	(72)	23.96	(144)	5.94	(27)
<b>USA</b> (3)	534562	<b>LIGETY Ted</b>	44.25	(220)	5.34	(23)	0.60	(3)	5.20	(19)	90.63	(579)
	532431	<b>MILLER Bode</b>	3.00	(8)	4.90	(20)	6.00	(31)	5.79	(27)	6.00	(31)
	530939	<b>WEIBRECHT Andrew</b>	16.70	(73)	51.07	(1166)	25.70	(302)	11.50	(54)	44.43	(193)

<b>LEGEND</b>	<b>DH</b> Downhill	<b>SL</b> Slalom	<b>GS</b> Giant Slalom	<b>SG</b> Super-G	<b>SC</b> Super Combined
---------------	--------------------	------------------	------------------------	-------------------	--------------------------



AUDI FIS SKI WORLD CUP 2009/10  
Beaver Creek (USA)



1st MEN'S SUPER COMBINED  
DRAW LIST BY POINTS

FRI 4 DEC 2009

Number of Competitors: 52, Number of NSA: 17    Ranked 100 in the FIS List: DE TESSIERES G.    FIS Pts: 29.84


No.	FIS Code	Name	Nation	WCSL-SC	WCSL-O	FIS-SC
1	510890	ZURBRIGGEN Silvan	SUI	281 (1)	516 (16)	0.00 (1)
2	511313	JANKA Carlo	SUI	242 (2)	994 (4)	0.91 (2)
3	191459	LIZEROUX Julien	FRA	219 (3)	713 (9)	1.44 (3)
4	421328	SVINDAL Aksel Lund	NOR	201 (4)	1112 (3)	1.86 (5)
5	51215	BAUMANN Romed	AUT	201 (4)	482 (20)	1.86 (4)
6	380292	ZRNCIC-DIM Natko	CRO	172 (6)	214 (43)	2.53 (6)
7	50625	RAICH Benjamin	AUT	165 (9)	1180 (2)	2.69 (7)
8	192665	GRANGE Jean-Baptiste	FRA	154 (11)	936 (6)	2.95 (8)
9	293006	INNERHOFER Christof	ITA	116 (12)	626 (12)	3.83 (9)
10	511352	VILETTA Sandro	SUI	116 (12)	221 (39)	3.83 (10)
11	480736	HOROSHILOV Alexandr	RUS	75 (16)	95 (71)	4.78 (11)
12	421400	MYHRE Lars Elton	NOR	74 (17)	192 (46)	4.81 (12)
13	192504	MERMILLOD BLONDIN Thomas	FRA	59 (19)	95 (71)	5.15 (13)
14	500656	LARSSON Markus	SWE	50 (20)	189 (47)	5.36 (14)
15	510727	DEFAGO Didier	SUI	36 (22)	723 (7)	5.69 (15)
16	+500 292514	HEEL Werner	ITA	22 (31)	572 (14)	12.97 (26)
17	+500 510030	CUCHE Didier	SUI	18 (35)	1226 (1)	26.66 (35)
18	290998	STAUDACHER Patrick	ITA	32 (24)	99 (69)	5.78 (16)
19	292291	THANEI Stefan	ITA	32 (24)	85 (76)	5.78 (17)
20	421483	JANSRUD Kjetil	NOR	29 (26)	270 (33)	5.85 (18)
21	150398	BANK Ondrej	CZE	25 (27)	37 (102)	5.94 (19)
22	501026	RAINER Niklas	SWE	25 (27)	25 (113)	5.94 (20)
23	560332	JERMAN Andrej	SLO	23 (30)	238 (37)	5.99 (21)
24	192746	THEAUX Adrien	FRA	21 (32)	271 (32)	12.97 (25)
25	380291	RATKIC Ivan	CRO	20 (33)	20 (117)	> 34.60 (43)
26	501017	MYHRER Andre	SWE	19 (34)	259 (35)	18.93 (27)
27	191778	PICHOT Sebastien	FRA	15 (38)	27 (109)	20.55 (30)
28	292491	MOELGG Manfred	ITA	13 (40)	454 (22)	> 32.99 (41)
29	511139	KUENG Patrick	SUI	12 (42)	45 (97)	23.00 (31)
30	560447	SPORN Andrej	SLO	12 (42)	27 (109)	23.35 (32)
31	700724	BABUSIAK Jaroslav	SVK	12 (42)	12 (132)	> 51.37 (47)
32	+500 534562	LIGETY Ted	USA	6 (51)	704 (10)	> 90.63 (51)
33	+500 532431	MILLER Bode	USA	-	509 (17)	6.00 (22)
34	193212	DURAND Jeremie	FRA	-	-	7.85 (23)
35	191740	CLAREY Johan	FRA	-	41 (99)	8.66 (24)
36	192932	FAYED Guillermo	FRA	-	12 (132)	19.35 (28)
37	511039	KREUZER Ralf	SUI	-	-	20.05 (29)



**Number of Competitors: 52, Number of NSA: 17    Ranked 100 in the FIS List: DE TESSIERES G.    FIS Pts: 29.84**

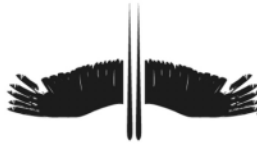
No.	FIS Code	Name	Nation	WCSL-SC	WCSL-O	FIS-SC
38	103090	HELIE Louis-Pierre	CAN	-	9 (140)	24.91 (33)
39	51327	PUCHNER Joachim	AUT	-	-	26.62 (34)
40	291459	PARIS Dominik	ITA	-	-	29.06 (36)
41	561087	MARKIC Gasper	SLO	-	-	29.48 (37)
42	511383	FEUZ Beat	SUI	-	12 (132)	> 29.86 (38)
43	501076	OLSSON Hans	SWE	6 (51)	219 (41)	> 30.80 (39)
44	220695	CRAWFORD Douglas	GBR	-	-	> 31.85 (40)
45	201606	KEPLER Stephan	GER	-	30 (107)	> 33.86 (42)
46	561085	KRIZAJ Andrej	SLO	-	-	> 35.16 (44)
47	501230	ERICSSON Daniel	SWE	-	-	> 43.89 (45)
48	530939	WEIBRECHT Andrew	USA	3 (55)	80 (80)	> 44.43 (46)
49	430429	BYDLINSKI Maciej	POL	-	-	> 56.17 (48)
50	90047	GEORGIEV Stefan	BUL	-	-	> 74.21 (49)
51	480997	TARANENKO Mikhail	RUS	-	-	> 82.98 (50)
52	201702	NEUREUTHER Felix	GER	7 (49)	212 (44)	> 104.74 (52)

<b>LEGEND</b>			
<b>+500</b>	More than 500 points on WCSL-O after 15th place or after 30th place	<b>FIS-SC</b>	FIS points for Super Combined
<b>WCSL-SC</b>	World Cup Start List points for Super Combined	<b>WCSL-O</b>	Overall WCSL points
<b>*</b>	FIS points DH, SG or SL instead FIS SC	<b>No.</b>	Control Number





BIRDS OF PREY



NORTH AMERICA'S DOWNHILL  
BEAVER CREEK, COLORADO

MEN'S SUPER COMBINED,  
DOWNHILL & GIANT SLALOM  
DECEMBER 4-6, 2009



# AUDI FIS SKI WORLD CUP 2009/10 Beaver Creek (USA)



## 1st MEN'S SUPER COMBINED - DOWNHILL START LIST

FRI 4 DEC 2009  
Start Time: 11:00

Jury			Technical Data		Downhill	Slalom
<b>TD FIS</b>	M. MARCOUX	CAN	<b>Course Name</b>	BIRDS OF PREY	BIRDS OF PREY	
<b>Referee</b>	G. HUJARA	FIS	<b>Start Altitude</b>	3483 m	2916 m	
<b>Assistant Referee</b>	H. SCHMALZL	FIS	<b>Finish Altitude</b>	2726 m	2721 m	
<b>Chief of Race</b>	J. ROBERTS	USA	<b>Vertical Drop</b>	757 m	195 m	
			<b>Course Length</b>	2812 m		
			<b>Homologation Number</b>	8588/10/07	8591/10/07	

Race Information Downhill			Race Information Slalom		
<b>Course Setter</b>	H. SCHMALZL	FIS	<b>Course Setter</b>	S. QUITTEL	FRA
<b>Number of Gates</b>	42		<b>Number of Gates</b>		
<b>Start Time</b>	11:00		<b>Turning Gates</b>		
<b>Forerunners</b>	A - C. BECKMANN B - J. SWENSSON C - K. SHAMPENY D - LJ. LUBOW E - D. LOMAN	USA USA USA USA USA	<b>Start Time</b>	14:30	
			<b>Forerunners</b>	A - J. COCHRAN B - N. KASPER C - D. LOMAN	USA USA USA

Number of Competitors: 52, Number of NSA: 17

Bib	FIS Code	Name	Year of Birth	Nation	Time	Ski
1	191778	PICHOT Sebastien	1981	FRA		Fischer
2	560447	SPORN Andrej	1981	SLO		Elan
3	150398	BANK Ondrej	1980	CZE		Elan
4	511139	KUENG Patrick	1984	SUI		Salomon
5	290998	STAUDACHER Patrick	1980	ITA		Head
6	192746	THEAUX Adrien	1984	FRA		Rossignol
7	292291	THANEI Stefan	1981	ITA		Atomic
8	192665	GRANGE Jean-Baptiste	1984	FRA		Rossignol
9	510727	DEFAGO Didier	1977	SUI		Rossignol
10	500656	LARSSON Markus	1979	SWE		Head
11	421400	MYHRE Lars Elton	1984	NOR		Rossignol
12	192504	MERMILLOD BLONDIN Thomas	1984	FRA		Salomon
13	480736	HOROSHILOV Alexandr	1984	RUS		Fischer
14	511352	VILETTA Sandro	1986	SUI		Salomon
15	293006	INNERHOFER Christof	1984	ITA		Rossignol
16	421328	SVINDAL Aksel Lund	1982	NOR		Atomic
17	510890	ZURBRIGGEN Silvan	1981	SUI		Rossignol
18	51215	BAUMANN Romed	1986	AUT		Salomon
19	511313	JANKA Carlo	1986	SUI		Atomic

04-12-2009 / Beaver Creek (USA) / 1603

Page 1/2

Data Processing by LONGINES

www.fis-ski.com

LONGINES Timing

Generation Date: THU 3 DEC 2009

Time: 17:43

Document: 51C 1.0



**Number of Competitors: 52, Number of NSA: 17**

Bib	FIS Code	Name	Year of Birth	Nation	Time	Ski
20	191459	LIZEROUX Julien	1979	FRA		Dynastar
21	50625	RAICH Benjamin	1978	AUT		Atomic
22	380292	ZRNCIC-DIM Natko	1986	CRO		Atomic
23	421483	JANSRUD Kjetil	1985	NOR		Atomic
24	510030	CUCHE Didier	1974	SUI		Head
25	380291	RATKIC Ivan	1986	CRO		
26	700724	BABUSIAK Jaroslav	1984	SVK		
27	501017	MYHRER Andre	1983	SWE		Nordica
28	292491	MOELGG Manfred	1982	ITA		Fischer
29	560332	JERMAN Andrej	1978	SLO		Stoekli
30	292514	HEEL Werner	1982	ITA		Rossignol
31	501026	RAINER Niklas	1983	SWE		Fischer
32	534562	LIGETY Ted	1984	USA		Rossignol
33	532431	MILLER Bode	1977	USA		Head
34	193212	DURAND Jeremie	1986	FRA		Dynastar
35	191740	CLAREY Johan	1981	FRA		Rossignol
36	192932	FAYED Guillermo	1985	FRA		Dynastar
37	511039	KREUZER Ralf	1983	SUI		Salomon
38	103090	HELIE Louis-Pierre	1986	CAN		Rossignol
39	51327	PUCHNER Joachim	1987	AUT		Atomic
40	291459	PARIS Dominik	1989	ITA		Nordica
41	561087	MARKIC Gasper	1986	SLO		Elan
42	511383	FEUZ Beat	1987	SUI		Salomon
43	501076	OLSSON Hans	1984	SWE		Head
44	220695	CRAWFORD Douglas	1987	GBR		Head
45	201606	KEPPLER Stephan	1983	GER		Head
46	561085	KRIZAJ Andrej	1986	SLO		Stoekli
47	501230	ERICSSON Daniel	1987	SWE		Head
48	530939	WEIBRECHT Andrew	1986	USA		Rossignol
49	430429	BYDLINSKI Maciej	1988	POL		Atomic
50	90047	GEORGIEV Stefan	1977	BUL		Salomon
51	480997	TARANENKO Mikhail	1988	RUS		Rossignol
52	201702	NEUREUTHER Felix	1984	GER		Atomic



**AUDI FIS SKI WORLD CUP 2009/10**  
**Beaver Creek (USA)**



**1st MEN'S SUPER COMBINED - DOWNHILL**  
**OFFICIAL RESULTS**

FRI 4 DEC 2009  
Start Time: 11:00

Jury		
<b>TD FIS</b>	M. MARCOUX	CAN
<b>Referee</b>	G. HUJARA	FIS
<b>Assistant Referee</b>	H. SCHMALZL	FIS
<b>Chief of Race</b>	J. ROBERTS	USA

Technical Data	Downhill	Slalom
<b>Course Name</b>	BIRDS OF PREY	BIRDS OF PREY
<b>Start Altitude</b>	3483 m	2916 m
<b>Finish Altitude</b>	2726 m	2721 m
<b>Vertical Drop</b>	757 m	195 m
<b>Course Length</b>	2812 m	
<b>Homologation Number</b>	8588/10/07	8591/10/07

Race Information Downhill		
<b>Course Setter</b>	H. SCHMALZL	FIS
<b>Number of Gates</b>	42	
<b>Start Time</b>	11:00	
<b>Forerunners</b>	A - C. BECKMANN B - J. SWENSSON C - K. SHAMPENY D - LJ. LUBOW E - D. LOMAN	USA USA USA USA USA

Race Information Slalom		
<b>Course Setter</b>	S. QUITTEL	FRA
<b>Number of Gates</b>		
<b>Turning Gates</b>		
<b>Start Time</b>	14:30	
<b>Forerunners</b>	A - J. COCHRAN B - N. KASPER C - D. LOMAN	USA USA USA

**Weather:** Sunny **Snow:** Hard **Temperature - Start:** -17 °C **Finish:** -18 °C  
**Number of Competitors:** 52, **Number of NSA:** 17

Rank	Bib	FIS Code	Name	Year of Birth	Nation	Time	Diff.	Dist. (m)	Ski
1	9	510727	DEFAGO Didier	1977	SUI	1:44.19			Rossignol
2	24	510030	CUCHE Didier	1974	SUI	1:44.44	0.25	6.73	Head
3	19	511313	JANKA Carlo	1986	SUI	1:44.51	0.32	8.61	Atomic
4	4	511139	KUENG Patrick	1984	SUI	1:44.85	0.66	17.70	Salomon
5	48	530939	WEIBRECHT Andrew	1986	USA	1:45.00	0.81	21.69	Rossignol
6	23	421483	JANSRUD Kjetil	1985	NOR	1:45.03	0.84	22.49	Atomic
7	33	532431	MILLER Bode	1977	USA	1:45.24	1.05	28.06	Head
8	30	292514	HEEL Werner	1982	ITA	1:45.26	1.07	28.58	Rossignol
9	16	421328	SVINDAL Aksel Lund	1982	NOR	1:45.35	1.16	30.96	Atomic
10	7	292291	THANEI Stefan	1981	ITA	1:45.50	1.31	34.92	Atomic
11	5	290998	STAUDACHER Patrick	1980	ITA	1:45.52	1.33	35.44	Head
12	18	51215	BAUMANN Romed	1986	AUT	1:45.53	1.34	35.71	Salomon
13	15	293006	INNERHOFER Christof	1984	ITA	1:45.54	1.35	35.97	Rossignol
14	22	380292	ZRNCIC-DIM Natko	1986	CRO	1:45.65	1.46	38.86	Atomic
14	6	192746	THEAUX Adrien	1984	FRA	1:45.65	1.46	38.86	Rossignol
14	3	150398	BANK Ondrej	1980	CZE	1:45.65	1.46	38.86	Elan
17	21	50625	RAICH Benjamin	1978	AUT	1:45.66	1.47	39.12	Atomic
18	20	191459	LIZEROUX Julien	1979	FRA	1:45.83	1.64	43.58	Dynastar

04-12-2009 / Beaver Creek (USA) / 1603

Page 1/2

Data Processing by LONGINES

www.fis-ski.com

LONGINES Timing

Generation Date: FRI 4 DEC 2009

Time: 12:59

Document: 73B 1.0



Number of Competitors: 52, Number of NSA: 17

Rank	Bib	FIS Code	Name	Year of Birth	Nation	Time	Diff.	Dist. (m)	Ski
19	12	192504	MERMILLOD BLONDIN T.	1984	FRA	1:45.89	1.70	45.14	Salomon
20	2	560447	SPORN Andrej	1981	SLO	1:45.92	1.73	45.93	Elan
21	17	510890	ZURBRIGGEN Silvan	1981	SUI	1:45.95	1.76	46.71	Rossignol
22	1	191778	PICHOT Sebastien	1981	FRA	1:45.96	1.77	46.97	Fischer
23	8	192665	GRANGE Jean-Baptiste	1984	FRA	1:46.09	1.90	50.36	Rossignol
24	32	534562	LIGETY Ted	1984	USA	1:46.21	2.02	53.48	Rossignol
25	11	421400	MYHRE Lars Elton	1984	NOR	1:46.30	2.11	55.82	Rossignol
26	14	511352	VILETTA Sandro	1986	SUI	1:46.46	2.27	59.96	Salomon
27	35	191740	CLAREY Johan	1981	FRA	1:46.52	2.33	61.51	Rossignol
28	42	511383	FEUZ Beat	1987	SUI	1:46.54	2.35	62.03	Salomon
29	39	51327	PUCHNER Joachim	1987	AUT	1:46.97	2.78	73.08	Atomic
30	37	511039	KREUZER Ralf	1983	SUI	1:47.02	2.83	74.36	Salomon
31	10	500656	LARSSON Markus	1979	SWE	1:47.08	2.89	75.89	Head
32	29	560332	JERMAN Andrej	1978	SLO	1:47.34	3.15	82.52	Stoekli
33	40	291459	PARIS Dominik	1989	ITA	1:47.35	3.16	82.78	Nordica
34	45	201606	KEPPLER Stephan	1983	GER	1:47.66	3.47	90.63	Head
35	28	292491	MOELGG Manfred	1982	ITA	1:47.72	3.53	92.15	Fischer
36	46	561085	KRIZAJ Andrej	1986	SLO	1:47.91	3.72	96.94	Stoekli
37	13	480736	HOROSHILOV Alexandr	1984	RUS	1:48.02	3.83	99.70	Fischer
38	52	201702	NEUREUTHER Felix	1984	GER	1:48.15	3.96	102.96	Atomic
39	41	561087	MARKIC Gasper	1986	SLO	1:48.26	4.07	105.72	Elan
40	44	220695	CRAWFORD Douglas	1987	GBR	1:48.27	4.08	105.97	Head
41	34	193212	DURAND Jeremie	1986	FRA	1:48.63	4.44	114.93	Dynastar
42	25	380291	RATKIC Ivan	1986	CRO	1:48.68	4.49	116.17	
43	47	501230	ERICSSON Daniel	1987	SWE	1:49.79	5.60	143.43	Head
44	49	430429	BYDLINSKI Maciej	1988	POL	1:50.82	6.63	168.23	Atomic
45	50	90047	GEORGIEV Stefan	1977	BUL	1:51.57	7.38	186.00	Salomon
46	26	700724	BABUSIAK Jaroslav	1984	SVK	1:51.59	7.40	186.48	
47	51	480997	TARANENKO Mikhail	1988	RUS	1:52.44	8.25	206.32	Rossignol

**DID NOT FINISH DOWNHILL: 3 competitors**

27	501017	MYHRER Andre	1983	SWE					Nordica
36	192932	FAYED Guillermo	1985	FRA					Dynastar
38	103090	HELIE Louis-Pierre	1986	CAN					Rossignol

**DISQUALIFIED DOWNHILL: 2 competitors**

31	501026	RAINER Niklas	1983	SWE			Rule 627.2		Fischer
43	501076	OLSSON Hans	1984	SWE	Gate 39		Rule 629.3		Head

**Reason for disqualification:**

627.2 Violates the FIS Rules in regard to equipment (Art 222)  
 629.3 Does not pass through the gate correctly





# AUDI FIS SKI WORLD CUP 2009/10 Beaver Creek (USA)



## 1st MEN'S SUPER COMBINED - SLALOM START LIST

FRI 4 DEC 2009  
Start Time: 14:30

Jury			Technical Data		Downhill	Slalom
<b>TD FIS</b>	M. MARCOUX	CAN	<b>Course Name</b>	BIRDS OF PREY	BIRDS OF PREY	
<b>Referee</b>	G. HUJARA	FIS	<b>Start Altitude</b>	3483 m	2916 m	
<b>Assistant Referee</b>	H. SCHMALZL	FIS	<b>Finish Altitude</b>	2726 m	2721 m	
<b>Chief of Race</b>	J. ROBERTS	USA	<b>Vertical Drop</b>	757 m	195 m	
			<b>Course Length</b>	2812 m		
			<b>Homologation Number</b>	8588/10/07	8591/10/07	

Race Information Downhill			Race Information Slalom		
<b>Course Setter</b>	H. SCHMALZL	FIS	<b>Course Setter</b>	S. QUITTEL	FRA
<b>Number of Gates</b>	42		<b>Number of Gates</b>		
<b>Start Time</b>	11:00		<b>Turning Gates</b>		
<b>Forerunners</b>	A - C. BECKMANN B - J. SWENSSON C - K. SHAMPENY D - LJ. LUBOW E - D. LOMAN	USA USA USA USA USA	<b>Start Time</b>	14:30	
			<b>Forerunners</b>	A - J. COCHRAN B - N. KASPER C - D. LOMAN	USA USA USA

Number of Competitors: 47, Number of NSA: 16

Start Order	Bib	FIS Code	Name	Year of Birth	Nation	Downhill Diff.	Rank	Slalom	Total	Ski
-	37	511039	KREUZER Ralf	1983	SUI	1:47.02 2.83	30	<b>DNS</b>		Salomon
1	39	51327	PUCHNER Joachim	1987	AUT	1:46.97 2.78	29			Atomic
2	42	511383	FEUZ Beat	1987	SUI	1:46.54 2.35	28			Salomon
3	35	191740	CLAREY Johan	1981	FRA	1:46.52 2.33	27			Rossignol
4	14	511352	VILETTA Sandro	1986	SUI	1:46.46 2.27	26			Salomon
5	11	421400	MYHRE Lars Elton	1984	NOR	1:46.30 2.11	25			Rossignol
6	32	534562	LIGETY Ted	1984	USA	1:46.21 2.02	24			Rossignol
7	8	192665	GRANGE Jean-Baptiste	1984	FRA	1:46.09 1.90	23			Rossignol
8	1	191778	PICHOT Sebastien	1981	FRA	1:45.96 1.77	22			Fischer
9	17	510890	ZURBRIGGEN Silvan	1981	SUI	1:45.95 1.76	21			Rossignol
10	2	560447	SPORN Andrej	1981	SLO	1:45.92 1.73	20			Elan
11	12	192504	MERMILLOD BLONDIN T.	1984	FRA	1:45.89 1.70	19			Salomon
12	20	191459	LIZEROUX Julien	1979	FRA	1:45.83 1.64	18			Dynastar
13	21	50625	RAICH Benjamin	1978	AUT	1:45.66 1.47	17			Atomic
14	3	150398	BANK Ondrej	1980	CZE	1:45.65 1.46	14			Elan
15	6	192746	THEAUX Adrien	1984	FRA	1:45.65 1.46	14			Rossignol
16	22	380292	ZRNCIC-DIM Natko	1986	CRO	1:45.65 1.46	14			Atomic
17	15	293006	INNERHOFER Christof	1984	ITA	1:45.54 1.35	13			Rossignol

04-12-2009 / Beaver Creek (USA) / 1603

Page 1/2

Data Processing by LONGINES

www.fis-ski.com

LONGINES Timing

Generation Date: FRI 4 DEC 2009

Time: 13:04

Document: 51B 1.0



Number of Competitors: 47, Number of NSA: 16

Start Order	Bib	FIS Code	Name	Year of Birth	Nation	Downhill	Diff.	Rank	Slalom	Total	Ski
18	18	51215	<b>BAUMANN Romed</b>	1986	AUT	1:45.53	1.34	12	_____	_____	Salomon
19	5	290998	<b>STAUDACHER Patrick</b>	1980	ITA	1:45.52	1.33	11	_____	_____	Head
20	7	292291	<b>THANEI Stefan</b>	1981	ITA	1:45.50	1.31	10	_____	_____	Atomic
21	16	421328	<b>SVINDAL Aksel Lund</b>	1982	NOR	1:45.35	1.16	9	_____	_____	Atomic
22	30	292514	<b>HEEL Werner</b>	1982	ITA	1:45.26	1.07	8	_____	_____	Rossignol
23	33	532431	<b>MILLER Bode</b>	1977	USA	1:45.24	1.05	7	_____	_____	Head
24	23	421483	<b>JANSRUD Kjetil</b>	1985	NOR	1:45.03	0.84	6	_____	_____	Atomic
25	48	530939	<b>WEIBRECHT Andrew</b>	1986	USA	1:45.00	0.81	5	_____	_____	Rossignol
26	4	511139	<b>KUENG Patrick</b>	1984	SUI	1:44.85	0.66	4	_____	_____	Salomon
27	19	511313	<b>JANKA Carlo</b>	1986	SUI	1:44.51	0.32	3	_____	_____	Atomic
28	24	510030	<b>CUCHE Didier</b>	1974	SUI	1:44.44	0.25	2	_____	_____	Head
29	9	510727	<b>DEFAGO Didier</b>	1977	SUI	1:44.19	0.00	1	_____	_____	Rossignol
30	10	500656	<b>LARSSON Markus</b>	1979	SWE	1:47.08	2.89	31	_____	_____	Head
31	29	560332	<b>JERMAN Andrej</b>	1978	SLO	1:47.34	3.15	32	_____	_____	Stoeckli
32	40	291459	<b>PARIS Dominik</b>	1989	ITA	1:47.35	3.16	33	_____	_____	Nordica
33	45	201606	<b>KEPPLER Stephan</b>	1983	GER	1:47.66	3.47	34	_____	_____	Head
34	28	292491	<b>MOELGG Manfred</b>	1982	ITA	1:47.72	3.53	35	_____	_____	Fischer
35	46	561085	<b>KRIZAJ Andrej</b>	1986	SLO	1:47.91	3.72	36	_____	_____	Stoeckli
36	13	480736	<b>HOROSHILOV Alexandr</b>	1984	RUS	1:48.02	3.83	37	_____	_____	Fischer
37	52	201702	<b>NEUREUTHER Felix</b>	1984	GER	1:48.15	3.96	38	_____	_____	Atomic
38	41	561087	<b>MARKIC Gasper</b>	1986	SLO	1:48.26	4.07	39	_____	_____	Elan
39	44	220695	<b>CRAWFORD Douglas</b>	1987	GBR	1:48.27	4.08	40	_____	_____	Head
40	34	193212	<b>DURAND Jeremie</b>	1986	FRA	1:48.63	4.44	41	_____	_____	Dynastar
41	25	380291	<b>RATKIC Ivan</b>	1986	CRO	1:48.68	4.49	42	_____	_____	
42	47	501230	<b>ERICSSON Daniel</b>	1987	SWE	1:49.79	5.60	43	_____	_____	Head
43	49	430429	<b>BYDLINSKI Maciej</b>	1988	POL	1:50.82	6.63	44	_____	_____	Atomic
44	50	90047	<b>GEORGIEV Stefan</b>	1977	BUL	1:51.57	7.38	45	_____	_____	Salomon
45	26	700724	<b>BABUSIAK Jaroslav</b>	1984	SVK	1:51.59	7.40	46	_____	_____	
46	51	480997	<b>TARANENKO Mikhail</b>	1988	RUS	1:52.44	8.25	47	_____	_____	Rossignol



# AUDI FIS SKI WORLD CUP 2009/10 Beaver Creek (USA)



## 1st MEN'S SUPER COMBINED OFFICIAL RESULTS

FRI 4 DEC 2009  
Start Time: 14:30

Jury		
<b>TD FIS</b>	M. MARCOUX	CAN
<b>Referee</b>	G. HUJARA	FIS
<b>Assistant Referee</b>	H. SCHMALZL	FIS
<b>Chief of Race</b>	J. ROBERTS	USA

Technical Data	Downhill	Slalom
<b>Course Name</b>	BIRDS OF PREY	BIRDS OF PREY
<b>Start Altitude</b>	3483 m	2916 m
<b>Finish Altitude</b>	2726 m	2721 m
<b>Vertical Drop</b>	757 m	195 m
<b>Course Length</b>	2812 m	
<b>Homologation Number</b>	8588/10/07	8591/10/07

Race Information Downhill		
<b>Course Setter</b>	H. SCHMALZL	FIS
<b>Number of Gates</b>	42	
<b>Start Time</b>	11:00	
<b>Forerunners</b>	A - C. BECKMANN B - J. SWENSSON C - K. SHAMPENY D - LJ. LUBOW E - D. LOMAN	USA USA USA USA USA

Race Information Slalom		
<b>Course Setter</b>	S. QUITTEL	FRA
<b>Number of Gates</b>	61	
<b>Turning Gates</b>	60	
<b>Start Time</b>	14:30	
<b>Forerunners</b>	A - J. COCHRAN B - N. KASPER C - D. LOMAN	USA USA USA

Weather: Partly Cloudy Snow: Hard Temperature - Start: -5 °C Finish: -5 °C F-factor: 1240

Number of Competitors: 52, Number of NSA: 17

Rank	Bib	FIS Code	Name	Year of Birth	Nation	Downhill	Slalom	Total	Diff.	Race Points	Ski
1	19	511313	JANKA Carlo	1986	SUI	1:44.51	47.75	2:32.26		0.00	Atomic
2	9	510727	DEFAGO Didier	1977	SUI	1:44.19	48.50	2:32.69	0.43	3.50	Rossignol
3	22	380292	ZRNCIC-DIM Natko	1986	CRO	1:45.65	47.10	2:32.75	0.49	3.99	Atomic
4	8	192665	GRANGE Jean-Baptiste	1984	FRA	1:46.09	46.74	2:32.83	0.57	4.64	Rossignol
5	18	51215	BAUMANN Romed	1986	AUT	1:45.53	47.39	2:32.92	0.66	5.38	Salomon
6	16	421328	SVINDAL Aksel Lund	1982	NOR	1:45.35	47.61	2:32.96	0.70	5.70	Atomic
7	21	50625	RAICH Benjamin	1978	AUT	1:45.66	47.38	2:33.04	0.78	6.35	Atomic
8	20	191459	LIZEROUX Julien	1979	FRA	1:45.83	47.36	2:33.19	0.93	7.57	Dynastar
9	11	421400	MYHRE Lars Elton	1984	NOR	1:46.30	47.31	2:33.61	1.35	10.99	Rossignol
10	14	511352	VILETTA Sandro	1986	SUI	1:46.46	47.43	2:33.89	1.63	13.27	Salomon
11	23	421483	JANSRUD Kjetil	1985	NOR	1:45.03	48.87	2:33.90	1.64	13.36	Atomic
12	30	292514	HEEL Werner	1982	ITA	1:45.26	48.83	2:34.09	1.83	14.90	Rossignol
13	15	293006	INNERHOFER Christof	1984	ITA	1:45.54	48.69	2:34.23	1.97	16.04	Rossignol
14	12	192504	MERMILLOD BLONDIN T.	1984	FRA	1:45.89	48.42	2:34.31	2.05	16.70	Salomon
15	10	500656	LARSSON Markus	1979	SWE	1:47.08	47.54	2:34.62	2.36	19.22	Head
16	42	511383	FEUZ Beat	1987	SUI	1:46.54	48.35	2:34.89	2.63	21.42	Salomon

#472 \_\_\_\_\_



Number of Competitors: 52, Number of NSA: 17

Rank	Bib	FIS Code	Name	Year of Birth	Nation	Downhill	Slalom	Total	Diff.	Race Points	Ski
17	35	191740	CLAREY Johan	1981	FRA	1:46.52	48.57	2:35.09	2.83	23.05	Rossignol
18	24	510030	CUCHE Didier	1974	SUI	1:44.44	50.83	2:35.27	3.01	24.51	Head
19	48	530939	WEIBRECHT Andrew	1986	USA	1:45.00	50.32	2:35.32	3.06	24.92	Rossignol
20	39	51327	PUCHNER Joachim	1987	AUT	1:46.97	48.41	2:35.38	3.12	25.41	Atomic
21	1	191778	PICHOT Sebastien	1981	FRA	1:45.96	49.60	2:35.56	3.30	26.88	Fischer
22	52	201702	NEUREUTHER Felix	1984	GER	1:48.15	47.46	2:35.61	3.35	27.28	Atomic
23	7	292291	THANEI Stefan	1981	ITA	1:45.50	50.21	2:35.71	3.45	28.10	Atomic
24	28	292491	MOELGG Manfred	1982	ITA	1:47.72	48.17	2:35.89	3.63	29.56	Fischer
25	13	480736	HOROSHILOV Alexandr	1984	RUS	1:48.02	48.62	2:36.64	4.38	35.67	Fischer
26	40	291459	PARIS Dominik	1989	ITA	1:47.35	49.90	2:37.25	4.99	40.64	Nordica
27	45	201606	KEPPLER Stephan	1983	GER	1:47.66	50.91	2:38.57	6.31	51.39	Head
28	46	561085	KRIZAJ Andrej	1986	SLO	1:47.91	50.82	2:38.73	6.47	52.69	Stoeckli
29	41	561087	MARKIC Gasper	1986	SLO	1:48.26	50.79	2:39.05	6.79	55.30	Elan
30	25	380291	RATKIC Ivan	1986	CRO	1:48.68	50.38	2:39.06	6.80	55.38	
31	47	501230	ERICSSON Daniel	1987	SWE	1:49.79	49.81	2:39.60	7.34	59.78	Head
32	26	700724	BABUSIAK Jaroslav	1984	SVK	1:51.59	49.24	2:40.83	8.57	69.79	
33	49	430429	BYDLINSKI Maciej	1988	POL	1:50.82	51.14	2:41.96	9.70	79.00	Atomic
34	50	90047	GEORGIEV Stefan	1977	BUL	1:51.57	51.41	2:42.98	10.72	87.30	Salomon

**DID NOT FINISH DOWNHILL: 3 competitors**

27	501017	MYHRER Andre	1983	SWE							Nordica
36	192932	FAYED Guillermo	1985	FRA							Dynastar
38	103090	HELIE Louis-Pierre	1986	CAN							Rossignol

**DISQUALIFIED DOWNHILL: 2 competitors**

31	501026	RAINER Niklas	1983	SWE				Rule 627.2			Fischer
43	501076	OLSSON Hans	1984	SWE		Gate 39		Rule 629.3			Head

**DID NOT START SLALOM: 2 competitors**

29	560332	JERMAN Andrej	1978	SLO							Stoeckli
37	511039	KREUZER Ralf	1983	SUI							Salomon

**DID NOT FINISH SLALOM: 10 competitors**

2	560447	SPORN Andrej	1981	SLO							Elan
3	150398	BANK Ondrej	1980	CZE							Elan
4	511139	KUENG Patrick	1984	SUI							Salomon
5	290998	STAUDACHER Patrick	1980	ITA							Head
17	510890	ZURBRIGGEN Silvan	1981	SUI							Rossignol
32	534562	LIGETY Ted	1984	USA							Rossignol
33	532431	MILLER Bode	1977	USA							Head
34	193212	DURAND Jeremie	1986	FRA							Dynastar
44	220695	CRAWFORD Douglas	1987	GBR							Head
51	480997	TARANENKO Mikhail	1988	RUS							Rossignol

**DISQUALIFIED SLALOM: 1 competitor**

6	192746	THEAUX Adrien	1984	FRA		Gate 41		Rule 629.3			Rossignol
---	--------	---------------	------	-----	--	---------	--	------------	--	--	-----------

#472 \_\_\_\_\_

**Reason for disqualification:**

627.2 Violates the FIS Rules in regard to equipment (Art 222)

629.3 Does not pass through the gate correctly

Technical Delegate:

**M. MARCOUX (CAN) #472**

04-12-2009 / Beaver Creek (USA) / 1603

Page 3/3

Data Processing by LONGINES

[www.fis-ski.com](http://www.fis-ski.com)

LONGINES Timing

Generation Date: FRI 4 DEC 2009

Time: 15:34

Document: 73E 1.0



BUD LIGHT



Sprint



Beaver Creek



KORBEL  
CALIFORNIA CHAMPAGNE



Zacapa  
Spice



AA  
American Airlines

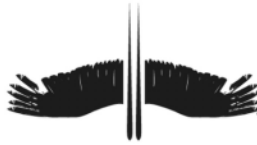
THE DENVER POST

LONGINES





BIRDS OF PREY



NORTH AMERICA'S DOWNHILL  
BEAVER CREEK, COLORADO

MEN'S SUPER COMBINED,  
DOWNHILL & GIANT SLALOM  
DECEMBER 4-6, 2009



**AUDI FIS SKI WORLD CUP 2009/10**  
**Beaver Creek (USA)**



**1st MEN'S SUPER COMBINED**  
**PENALTY CALCULATION**

FRI 4 DEC 2009

**Best 10 at Finish**

Rank	Bib	FIS Code	Name	Nation	FIS Points	Best 5	Race Points
1	19	511313	JANKA Carlo	SUI	0.91	0.91	0.00
2	9	510727	DEFAGO Didier	SUI	5.69		
3	22	380292	ZRNCIC-DIM Natko	CRO	2.53	2.53	3.99
4	8	192665	GRANGE Jean-Baptiste	FRA	2.95		
5	18	51215	BAUMANN Romed	AUT	1.86	1.86	5.38
6	16	421328	SVINDAL Aksel Lund	NOR	1.86	1.86	5.70
7	21	50625	RAICH Benjamin	AUT	2.69		
8	20	191459	LIZEROUX Julien	FRA	1.44	1.44	7.57
9	11	421400	MYHRE Lars Elton	NOR	4.81		
10	14	511352	VILETTA Sandro	SUI	3.83		

**Best 5 FIS Points at Start**

Rank	Bib	FIS Code	Name	Nation	FIS Points
DNF	17	510890	ZURBRIGGEN Silvan	SUI	0.00
1	19	511313	JANKA Carlo	SUI	0.91
8	20	191459	LIZEROUX Julien	FRA	1.44
6	16	421328	SVINDAL Aksel Lund	NOR	1.86
5	18	51215	BAUMANN Romed	AUT	1.86

<b>TOTALS:</b>	
FIS Points of Best 5 at Start (B)	6.07
FIS Points of Best at Finish in Top 10 (A)	8.60
Race Points of Corresponding Competitors (C)	22.64
Calculated Penalty (A+B-C) : 10 =>	-0.797
Rounded	-0.80
Category Adder	0.00
Correction Value (Z)	-0.12
Calculated Penalty	-0.68
Penalty Applied	0.00

Technical Delegate:  
**M. MARCOUX (CAN) #472**





**AUDI FIS SKI WORLD CUP 2009/10**  
**Beaver Creek (USA)**



**1st MEN'S SUPER COMBINED – SLALOM**  
**PERFORMANCE ANALYSIS 1**

FRI 4 DEC 2009

Number of Competitors: 34

Rank	Bib	Name Ski	Nation	Positions			Partials			Difference		Speed				
				Pos.	Time	Rank	Pos.	Time	Rank	Time	Dist(m)	Pos.	km/h	Rank		
1	19	<b>JANKA Carlo</b> Atomic	SUI	Run1:	Int1:	26.49	(10)	I1-I2:	31.80	(2)	0.33	8.61	Sp1:	121.51	(6)	
					Int2:	58.29	(5)		I2-I3:	16.94				(4)	0.20	
					Int3:	1:15.23	(2)		I3-I4:	12.20				(4)	0.28	
					Int4:	1:27.43	(2)		I4-Fin:	17.08				(4)	0.32	
					Fin:	1:44.51	(3)								0.32	
					Run2:	Int1:	21.56		(6)	I1-Fin:				26.19	(10)	0.54
						Fin:	47.75		(11)					1.01		
					Total:	Int1:	2:06.07		(1)							0.00
						Fin:	2:32.26		(1)							0.00
					2	9	<b>DEFAGO Didier</b> Rossignol		SUI	Run1:				Int1:	26.20	(2)
Int2:	58.11	(2)	I2-I3:	16.84				(1)			0.02					
Int3:	1:14.95	(1)	I3-I4:	12.16				(1)			0.00					
Int4:	1:27.11	(1)	I4-Fin:	17.08				(4)			0.00					
Fin:	1:44.19	(1)									0.00					
Run2:	Int1:	22.20	(17)	I1-Fin:				26.30			(12)	1.18				
	Fin:	48.50	(16)					1.76								
Total:	Int1:	2:06.39	(2)									0.32				
	Fin:	2:32.69	(2)									0.43				
3	22	<b>ZRNCIC-DIM Natko</b> Atomic	CRO	Run1:				Int1:			26.68	(22)	I1-I2:	32.54	(20)	0.52
					Int2:	59.22	(20)	I2-I3:	16.98	(7)	1.13					
					Int3:	1:16.20	(16)	I3-I4:	12.33	(11)	1.25					
					Int4:	1:28.53	(15)	I4-Fin:	17.12	(7)	1.42					
					Fin:	1:45.65	(11)				1.46					
					Run2:	Int1:	21.46	(3)	I1-Fin:	25.64	(3)	0.44				
						Fin:	47.10	(2)		0.36						
					Total:	Int1:	2:07.11	(4)				1.04				
						Fin:	2:32.75	(3)				0.49				
					4	8	<b>GRANGE Jean-Baptiste</b> Rossignol	FRA	Run1:	Int1:	26.56	(15)		I1-I2:	32.01	
Int2:	58.57	(7)	I2-I3:	17.20						(19)	0.48					
Int3:	1:15.77	(10)	I3-I4:	12.76						(39)	0.82					
Int4:	1:28.53	(15)	I4-Fin:	17.56						(22)	1.42					
Fin:	1:46.09	(16)									1.90					
Run2:	Int1:	21.26	(2)	I1-Fin:						25.48	(2)	0.24				
	Fin:	46.74	(1)							0.00						
Total:	Int1:	2:07.35	(9)									1.28				
	Fin:	2:32.83	(4)									0.57				



**Number of Competitors: 34**

Rank	Bib	Name Ski	Nation	Positions			Partials			Difference		Speed				
				Pos.	Time	Rank	Pos.	Time	Rank	Time	Dist(m)	Pos.	km/h	Rank		
5	18	<b>BAUMANN Romed</b> Salomon	AUT	Run1:	Int1:	26.53	(11)	I1-I2:	32.17	(10)	0.37	35.71	Sp1:	122.55	(3)	
					Int2:	58.70	(10)		I2-I3:	17.01				(8)	0.61	
					Int3:	1:15.71	(9)		I3-I4:	12.54				(26)	0.76	
					Int4:	1:28.25	(8)		I4-Fin:	17.28				(11)	1.14	
					Fin:	1:45.53	(9)								1.34	
					Run2:	Int1:	21.69		(8)	I1-Fin:				25.70	(4)	0.67
					Fin:	47.39	(6)		0.65							
					Total:	Int1:	2:07.22		(6)							1.15
					Fin:	2:32.92	(5)								0.66	
					6	16	<b>SVINDAL Aksel Lund</b> Atomic		NOR	Run1:				Int1:	26.17	(1)
Int2:	58.09	(1)	I2-I3:	17.17				(15)			0.00					
Int3:	1:15.26	(3)	I3-I4:	12.36				(14)			0.31					
Int4:	1:27.62	(5)	I4-Fin:	17.73				(30)			0.51					
Fin:	1:45.35	(7)									1.16					
Run2:	Int1:	21.67	(7)	I1-Fin:				25.94			(9)	0.65				
Fin:	47.61	(10)	0.87													
Total:	Int1:	2:07.02	(3)									0.95				
Fin:	2:32.96	(6)									0.70					
7	21	<b>RAICH Benjamin</b> Atomic	AUT	Run1:				Int1:			26.53	(11)	I1-I2:	32.36	(15)	0.37
					Int2:	58.89	(15)	I2-I3:	17.20	(19)	0.80					
					Int3:	1:16.09	(15)	I3-I4:	12.17	(2)	1.14					
					Int4:	1:28.26	(9)	I4-Fin:	17.40	(16)	1.15					
					Fin:	1:45.66	(12)				1.47					
					Run2:	Int1:	21.50	(4)	I1-Fin:	25.88	(8)	0.48				
					Fin:	47.38	(5)	0.64								
					Total:	Int1:	2:07.16	(5)				1.09				
					Fin:	2:33.04	(7)				0.78					
					8	20	<b>LIZEROUX Julien</b> Dynastar	FRA	Run1:	Int1:	26.60	(18)		I1-I2:	32.19	
Int2:	58.79	(11)	I2-I3:	17.17						(15)	0.70					
Int3:	1:15.96	(12)	I3-I4:	12.43						(18)	1.01					
Int4:	1:28.39	(13)	I4-Fin:	17.44						(17)	1.28					
Fin:	1:45.83	(13)									1.64					
Run2:	Int1:	21.51	(5)	I1-Fin:						25.85	(7)	0.49				
Fin:	47.36	(4)	0.62													
Total:	Int1:	2:07.34	(8)									1.27				
Fin:	2:33.19	(8)									0.93					
9	11	<b>MYHRE Lars Elton</b> Rossignol	NOR	Run1:						Int1:	26.41	(9)	I1-I2:		32.97	(24)
					Int2:	59.38	(22)	I2-I3:	17.19	(17)	1.29					
					Int3:	1:16.57	(20)	I3-I4:	12.56	(30)	1.62					
					Int4:	1:29.13	(20)	I4-Fin:	17.17	(9)	2.02					
					Fin:	1:46.30	(17)				2.11					
					Run2:	Int1:	22.00	(14)	I1-Fin:	25.31	(1)	0.98				
					Fin:	47.31	(3)	0.57								
					Total:	Int1:	2:08.30	(16)				2.23				
					Fin:	2:33.61	(9)				1.35					
					10	14	<b>VILETTA Sandro</b> Salomon	SUI	Run1:	Int1:	26.66	(20)		I1-I2:	32.22	(12)
Int2:	58.88	(14)	I2-I3:	17.44						(36)	0.79					
Int3:	1:16.32	(19)	I3-I4:	12.65						(33)	1.37					
Int4:	1:28.97	(19)	I4-Fin:	17.49						(20)	1.86					
Fin:	1:46.46	(18)									2.27					
Run2:	Int1:	21.02	(1)	I1-Fin:						26.41	(16)	0.00				
Fin:	47.43	(7)	0.69													
Total:	Int1:	2:07.48	(10)									1.41				
Fin:	2:33.89	(10)									1.63					



**Number of Competitors: 34**

Rank	Bib	Name Ski	Nation	Positions			Partials			Difference		Speed			
				Pos.	Time	Rank	Pos.	Time	Rank	Time	Dist(m)	Pos.	km/h	Rank	
11	23	<b>JANSRUD Kjetil</b> Atomic	NOR	Run1:	Int1:	26.32	(4)	I1-I2:	31.90	(5)	0.16	22.49	Sp1:	120.50	(14)
					Int2:	58.22	(4)	I2-I3:	17.14	(14)	0.13				
					Int3:	1:15.36	(5)	I3-I4:	12.22	(5)	0.41				
					Int4:	1:27.58	(4)	I4-Fin:	17.45	(19)	0.47				
					Fin:	1:45.03	(5)				0.84				
					Run2:	Int1:	22.28	(19)	I1-Fin:	26.59	(19)		1.26		
					Fin:	48.87	(21)				2.13				
					Total:	Int1:	2:07.31	(7)					1.24		
					Fin:	2:33.90	(11)				1.64				
					12	30	<b>HEEL Werner</b> Rossignol	ITA	Run1:	Int1:	26.23		(3)	I1-I2:	32.80
Int2:	59.03	(17)	I2-I3:	16.95						(6)	0.94				
Int3:	1:15.98	(13)	I3-I4:	12.32						(10)	1.03				
Int4:	1:28.30	(10)	I4-Fin:	16.96						(1)	1.19				
Fin:	1:45.26	(6)									1.07				
Run2:	Int1:	22.37	(21)	I1-Fin:						26.46	(18)	1.35			
Fin:	48.83	(20)									2.09				
Total:	Int1:	2:07.63	(13)									1.56			
Fin:	2:34.09	(12)									1.83				
13	15	<b>INNERHOFER Christof</b> Rossignol	ITA	Run1:						Int1:	26.54	(14)	I1-I2:	31.79	(1)
					Int2:	58.33	(6)	I2-I3:	17.25	(22)	0.24				
					Int3:	1:15.58	(6)	I3-I4:	12.37	(15)	0.63				
					Int4:	1:27.95	(6)	I4-Fin:	17.59	(23)	0.84				
					Fin:	1:45.54	(10)				1.35				
					Run2:	Int1:	22.26	(18)	I1-Fin:	26.43	(17)	1.24			
					Fin:	48.69	(19)				1.95				
					Total:	Int1:	2:07.80	(14)				1.73			
					Fin:	2:34.23	(13)				1.97				
					14	12	<b>MERMILLOD BLONDIN T.</b> Salomon	FRA	Run1:	Int1:	26.83	(27)	I1-I2:	32.28	(14)
Int2:	59.11	(18)	I2-I3:	17.09						(11)	1.02				
Int3:	1:16.20	(16)	I3-I4:	12.41						(16)	1.25				
Int4:	1:28.61	(18)	I4-Fin:	17.28						(11)	1.50				
Fin:	1:45.89	(14)									1.70				
Run2:	Int1:	21.69	(8)	I1-Fin:						26.73	(21)	0.67			
Fin:	48.42	(15)									1.68				
Total:	Int1:	2:07.58	(12)									1.51			
Fin:	2:34.31	(14)									2.05				
15	10	<b>LARSSON Markus</b> Head	SWE	Run1:						Int1:	27.16	(32)	I1-I2:	32.46	(18)
					Int2:	59.62	(24)	I2-I3:	17.28	(24)	1.53				
					Int3:	1:16.90	(22)	I3-I4:	12.51	(22)	1.95				
					Int4:	1:29.41	(22)	I4-Fin:	17.67	(27)	2.30				
					Fin:	1:47.08	(22)				2.89				
					Run2:	Int1:	21.74	(11)	I1-Fin:	25.80	(6)	0.72			
					Fin:	47.54	(9)				0.80				
					Total:	Int1:	2:08.82	(21)				2.75			
					Fin:	2:34.62	(15)				2.36				
					16	42	<b>FEUZ Beat</b> Salomon	SUI	Run1:	Int1:	26.53	(11)	I1-I2:	32.12	(9)
Int2:	58.65	(9)	I2-I3:	17.33						(27)	0.56				
Int3:	1:15.98	(13)	I3-I4:	12.44						(19)	1.03				
Int4:	1:28.42	(14)	I4-Fin:	18.12						(40)	1.31				
Fin:	1:46.54	(20)									2.35				
Run2:	Int1:	22.04	(16)	I1-Fin:						26.31	(13)	1.02			
Fin:	48.35	(13)									1.61				
Total:	Int1:	2:08.58	(20)									2.51			
Fin:	2:34.89	(16)									2.63				

**Number of Competitors: 34**

Rank	Bib	Name Ski	Nation	Positions			Partials			Difference		Speed											
				Pos.	Time	Rank	Pos.	Time	Rank	Time	Dist(m)	Pos.	km/h	Rank									
17	35	<b>CLAREY Johan</b> Rossignol	FRA	Run1:	Int1:	26.35	(6)	I1-I2:	32.57	(22)	0.19	61.51	Sp1:	121.00	(12)								
					Int2:	58.92	(16)		I2-I3:	17.39				(31)	0.83								
					Int3:	1:16.31	(18)		I3-I4:	12.28				(7)	1.36								
					Int4:	1:28.59	(17)		I4-Fin:	17.93				(36)	1.48								
					Fin:	1:46.52	(19)								2.33								
					Run2:	Int1:	21.96		(13)	I1-Fin:				26.61	(20)	0.94							
						Fin:	48.57		(17)					1.83									
						Total:	Int1:		2:08.48					(19)	2.41								
							Fin:		2:35.09	(17)				2.83									
					18	24	<b>CUCHE Didier</b> Head		SUI	Run1:				Int1:	26.34	(5)	I1-I2:	31.84	(3)	0.18	6.73	Sp1:	123.07
Int2:	58.18	(3)	I2-I3:	17.11				(13)			0.09												
Int3:	1:15.29	(4)	I3-I4:	12.17				(2)			0.34												
Int4:	1:27.46	(3)	I4-Fin:	16.98				(2)			0.35												
Fin:	1:44.44	(2)									0.25												
Run2:	Int1:	23.08	(28)	I1-Fin:				27.75			(31)	2.06											
	Fin:	50.83	(31)					4.09															
	Total:	Int1:	2:07.52					(11)			1.45												
		Fin:	2:35.27	(18)				3.01															
19	48	<b>WEIBRECHT Andrew</b> Rossignol	USA	Run1:				Int1:			26.56	(15)	I1-I2:	32.26	(13)	0.40		21.69	Sp1:				120.50
					Int2:	58.82	(12)	I2-I3:	16.84	(1)	0.73												
					Int3:	1:15.66	(7)	I3-I4:	12.34	(12)	0.71												
					Int4:	1:28.00	(7)	I4-Fin:	17.00	(3)	0.89												
					Fin:	1:45.00	(4)				0.81												
					Run2:	Int1:	23.13	(29)	I1-Fin:	27.19	(27)	2.11											
						Fin:	50.32	(27)		3.58													
						Total:	Int1:	2:08.13		(15)	2.06												
							Fin:	2:35.32	(19)	3.06													
					20	39	<b>PUCHNER Joachim</b> Atomic	AUT	Run1:	Int1:	26.62	(19)		I1-I2:	32.53		(19)			0.46	73.08	Sp1:	116.12
Int2:	59.15	(19)	I2-I3:	17.46						(38)	1.06												
Int3:	1:16.61	(21)	I3-I4:	12.70						(36)	1.66												
Int4:	1:29.31	(21)	I4-Fin:	17.66						(25)	2.20												
Fin:	1:46.97	(21)									2.78												
Run2:	Int1:	22.03	(15)	I1-Fin:						26.38	(15)	1.01											
	Fin:	48.41	(14)							1.67													
	Total:	Int1:	2:09.00							(22)	2.93												
		Fin:	2:35.38	(20)						3.12													
21	1	<b>PICHOT Sebastien</b> Fischer	FRA	Run1:						Int1:	26.73	(24)	I1-I2:		31.89	(4)	0.57	46.97	Sp1:				118.51
					Int2:	58.62	(8)	I2-I3:	17.08	(9)	0.53												
					Int3:	1:15.70	(8)	I3-I4:	12.60	(32)	0.75												
					Int4:	1:28.30	(10)	I4-Fin:	17.66	(25)	1.19												
					Fin:	1:45.96	(15)				1.77												
					Run2:	Int1:	22.42	(23)	I1-Fin:	27.18	(25)	1.40											
						Fin:	49.60	(23)		2.86													
						Total:	Int1:	2:08.38		(18)	2.31												
							Fin:	2:35.56	(21)	3.30													
					22	52	<b>NEUREUTHER Felix</b> Atomic	GER	Run1:	Int1:	26.86	(28)		I1-I2:	32.37	(16)				0.70	102.96	Sp1:	118.51
Int2:	59.23	(21)	I2-I3:	17.79						(43)	1.14												
Int3:	1:17.02	(25)	I3-I4:	12.69						(35)	2.07												
Int4:	1:29.71	(24)	I4-Fin:	18.44						(44)	2.60												
Fin:	1:48.15	(28)									3.96												
Run2:	Int1:	21.72	(10)	I1-Fin:						25.74	(5)	0.70											
	Fin:	47.46	(8)							0.72													
	Total:	Int1:	2:09.87							(24)	3.80												
		Fin:	2:35.61	(22)						3.35													

**Number of Competitors: 34**

Rank	Bib	Name Ski	Nation	Positions			Partials			Difference		Speed										
				Pos.	Time	Rank	Pos.	Time	Rank	Time	Dist(m)	Pos.	km/h	Rank								
23	7	<b>THANEI Stefan</b> Atomic	ITA	Run1:	Int1:	26.40	(8)	I1-I2:	32.43	(17)	0.24	34.92	Sp1:	120.50	(14)							
					Int2:	58.83	(13)		I2-I3:	17.10				(12)	0.74							
					Int3:	1:15.93	(11)		I3-I4:	12.45				(20)	0.98							
					Int4:	1:28.38	(12)		I4-Fin:	17.12				(7)	1.27							
					Fin:	1:45.50	(8)								1.31							
					Run2:	Int1:	22.87		(25)	I1-Fin:				27.34	(30)	1.85						
						Fin:	50.21		(26)					3.47								
						Total:	Int1:		2:08.37					(17)	2.30							
							Fin:		2:35.71	(23)				3.45								
					24	28	<b>MOELGG Manfred</b> Fischer		ITA	Run1:				Int1:	26.97	(30)	I1-I2:	32.55	(21)	0.81	92.15	Sp1:
Int2:	59.52	(23)	I2-I3:	17.43				(34)			1.43											
Int3:	1:16.95	(23)	I3-I4:	13.02				(42)			2.00											
Int4:	1:29.97	(26)	I4-Fin:	17.75				(33)			2.86											
Fin:	1:47.72	(25)									3.53											
Run2:	Int1:	21.90	(12)	I1-Fin:				26.27			(11)	0.88										
	Fin:	48.17	(12)					1.43														
	Total:	Int1:	2:09.62					(23)			3.55											
		Fin:	2:35.89	(24)				3.63														
25	13	<b>HOROSHILOV Alexandr</b> Fischer	RUS	Run1:				Int1:			26.74	(25)	I1-I2:	33.65	(29)	0.58		99.70	Sp1:			
					Int2:	1:00.39	(31)	I2-I3:	17.48	(39)	2.30											
					Int3:	1:17.87	(29)	I3-I4:	12.54	(26)	2.92											
					Int4:	1:30.41	(28)	I4-Fin:	17.61	(24)	3.30											
					Fin:	1:48.02	(27)				3.83											
					Run2:	Int1:	22.31	(20)	I1-Fin:	26.31	(13)	1.29										
						Fin:	48.62	(18)		1.88												
						Total:	Int1:	2:10.33		(25)	4.26											
							Fin:	2:36.64	(25)	4.38												
					26	40	<b>PARIS Dominik</b> Nordica	ITA	Run1:	Int1:	26.66	(20)		I1-I2:	32.99		(25)			0.50	82.78	Sp1:
Int2:	59.65	(25)	I2-I3:	17.33						(27)	1.56											
Int3:	1:16.98	(24)	I3-I4:	12.68						(34)	2.03											
Int4:	1:29.66	(23)	I4-Fin:	17.69						(28)	2.55											
Fin:	1:47.35	(23)									3.16											
Run2:	Int1:	22.99	(26)	I1-Fin:						26.91	(24)	1.97										
	Fin:	49.90	(25)							3.16												
	Total:	Int1:	2:10.34							(26)	4.27											
		Fin:	2:37.25	(26)						4.99												
27	45	<b>KEPPLER Stephan</b> Head	GER	Run1:						Int1:	26.75	(26)	I1-I2:		33.07	(26)	0.59	90.63	Sp1:			
					Int2:	59.82	(26)	I2-I3:	17.36	(29)	1.73											
					Int3:	1:17.18	(26)	I3-I4:	12.71	(38)	2.23											
					Int4:	1:29.89	(25)	I4-Fin:	17.77	(34)	2.78											
					Fin:	1:47.66	(24)				3.47											
					Run2:	Int1:	23.59	(33)	I1-Fin:	27.32	(29)	2.57										
						Fin:	50.91	(32)		4.17												
						Total:	Int1:	2:11.25		(28)	5.18											
							Fin:	2:38.57	(27)	6.31												
					28	46	<b>KRIZAJ Andrej</b> Stoekli	SLO	Run1:	Int1:	26.36	(7)		I1-I2:	33.97	(31)				0.20	96.94	Sp1:
Int2:	1:00.33	(29)	I2-I3:	17.30						(25)	2.24											
Int3:	1:17.63	(28)	I3-I4:	12.54						(26)	2.68											
Int4:	1:30.17	(27)	I4-Fin:	17.74						(31)	3.06											
Fin:	1:47.91	(26)									3.72											
Run2:	Int1:	22.69	(24)	I1-Fin:						28.13	(33)	1.67										
	Fin:	50.82	(30)							4.08												
	Total:	Int1:	2:10.60							(27)	4.53											
		Fin:	2:38.73	(28)						6.47												

**Number of Competitors: 34**

Rank	Bib	Name Ski	Nation	Positions			Partials			Difference		Speed	
				Pos.	Time	Rank	Pos.	Time	Rank	Time	Dist(m)	Pos.	km/h
29	41	<b>MARKIC Gasper</b> Elan	SLO	Run1:	Int1:	26.71 (23)	I1-I2:	33.56 (28)	0.55	105.72	Sp1:	117.55 (34)	
					Int2:	1:00.27 (28)		I2-I3:				17.70 (42)	2.18
				Run2:	Int3:	1:17.97 (31)	I3-I4:	12.55 (29)	3.02	Avg.:	93.51		
					Int4:	1:30.52 (29)		I4-Fin:				17.74 (31)	3.41
				Total:	Fin:	1:48.26 (29)	I1-Fin:	27.19 (27)	4.07	5.79	6.79		
					Int1:	23.60 (34)		2.58					
				Total:	Fin:	50.79 (29)	I1-Fin:	27.19 (27)	4.05	5.79	6.79		
					Int1:	2:11.86 (29)		2.58					
				Total:	Fin:	2:39.05 (29)	I1-Fin:	27.19 (27)	4.05	5.79	6.79		
					Int1:	2:11.86 (29)		2.58					
Total:	Fin:	2:39.05 (29)	I1-Fin:	27.19 (27)	4.05	5.79	6.79						
	Int1:	2:11.86 (29)		2.58									
30	25	<b>RATKIC Ivan</b>	CRO	Run1:	Int1:	27.10 (31)	I1-I2:	33.08 (27)	0.94	116.17	Sp1:	116.12 (38)	
					Int2:	1:00.18 (27)		I2-I3:				17.43 (34)	2.09
				Run2:	Int3:	1:17.61 (27)	I3-I4:	13.04 (43)	2.66	Avg.:	93.15		
					Int4:	1:30.65 (30)		I4-Fin:				18.03 (38)	3.54
				Total:	Fin:	1:48.68 (30)	I1-Fin:	27.18 (25)	4.49	2.18	3.64		
					Int1:	23.20 (31)		2.18					
				Total:	Fin:	50.38 (28)	I1-Fin:	27.18 (25)	3.64	5.81	6.80		
					Int1:	2:11.88 (30)		5.81					
				Total:	Fin:	2:39.06 (30)	I1-Fin:	27.18 (25)	3.64	5.81	6.80		
					Int1:	2:11.88 (30)		5.81					
31	47	<b>ERICSSON Daniel</b> Head	SWE	Run1:	Int1:	26.56 (15)	I1-I2:	33.81 (30)	0.40	143.43	Sp1:	113.38 (45)	
					Int2:	1:00.37 (30)		I2-I3:				17.51 (40)	2.28
				Run2:	Int3:	1:17.88 (30)	I3-I4:	13.53 (47)	2.93	Avg.:	92.21		
					Int4:	1:31.41 (31)		I4-Fin:				18.38 (43)	4.30
				Total:	Fin:	1:49.79 (31)	I1-Fin:	26.81 (22)	5.60	1.98	3.07		
					Int1:	23.00 (27)		1.98					
				Total:	Fin:	49.81 (24)	I1-Fin:	26.81 (22)	3.07	6.72	7.34		
					Int1:	2:12.79 (31)		6.72					
				Total:	Fin:	2:39.60 (31)	I1-Fin:	26.81 (22)	3.07	6.72	7.34		
					Int1:	2:12.79 (31)		6.72					
32	26	<b>BABUSIAK Jaroslav</b>	SVK	Run1:	Int1:	27.18 (33)	I1-I2:	34.38 (32)	1.02	186.48	Sp1:	113.38 (45)	
					Int2:	1:01.56 (33)		I2-I3:				18.10 (45)	3.47
				Run2:	Int3:	1:19.66 (33)	I3-I4:	13.40 (46)	4.71	Avg.:	90.72		
					Int4:	1:33.06 (34)		I4-Fin:				18.53 (45)	5.95
				Total:	Fin:	1:51.59 (34)	I1-Fin:	26.84 (23)	7.40	1.38	2.50		
					Int1:	22.40 (22)		1.38					
				Total:	Fin:	49.24 (22)	I1-Fin:	26.84 (23)	2.50	7.92	8.57		
					Int1:	2:13.99 (32)		7.92					
				Total:	Fin:	2:40.83 (32)	I1-Fin:	26.84 (23)	2.50	7.92	8.57		
					Int1:	2:13.99 (32)		7.92					
33	49	<b>BYDLINSKI Maciej</b> Atomic	POL	Run1:	Int1:	27.43 (34)	I1-I2:	34.49 (33)	1.27	168.23	Sp1:	116.59 (37)	
					Int2:	1:01.92 (34)		I2-I3:				17.79 (43)	3.83
				Run2:	Int3:	1:19.71 (34)	I3-I4:	13.13 (44)	4.76	Avg.:	91.35		
					Int4:	1:32.84 (33)		I4-Fin:				17.98 (37)	5.73
				Total:	Fin:	1:50.82 (32)	I1-Fin:	27.87 (32)	6.63	2.25	4.40		
					Int1:	23.27 (32)		2.25					
				Total:	Fin:	51.14 (33)	I1-Fin:	27.87 (32)	4.40	8.02	9.70		
					Int1:	2:14.09 (33)		8.02					
				Total:	Fin:	2:41.96 (33)	I1-Fin:	27.87 (32)	4.40	8.02	9.70		
					Int1:	2:14.09 (33)		8.02					

**Number of Competitors: 34**

Rank	Bib	Name Ski	Nation	Positions			Partials			Difference		Speed			
				Pos.	Time	Rank	Pos.	Time	Rank	Time	Dist(m)	Pos.	km/h	Rank	
34	50	<b>GEORGIEV Stefan</b> Salomon	BUL	Run1:	Int1:	26.89	(29)	I1-I2:	34.55	(34)	0.73	186.00	Sp1:	115.66	(43)
					Int2:	1:01.44	(32)	I2-I3:	18.14	(46)	3.35				
					Int3:	1:19.58	(32)	I3-I4:	13.17	(45)	4.63				
					Int4:	1:32.75	(32)	I4-Fin:	18.82	(47)	5.64				
					Fin:	1:51.57	(33)				7.38				
					Run2:	Int1:	23.19	(30)	I1-Fin:	28.22	(34)		2.17		
					Fin:	51.41	(34)				4.67				
					Total:	Int1:	2:14.76	(34)					8.69		
					Fin:	2:42.98	(34)				10.72				
													<b>Avg.:</b>	90.73	

LEGEND							
<b>Pos</b>	Intermediate or Speed Position	<b>Total</b>	First + Second Run	<b>Int3:</b>	Intermediate 3	<b>Run2</b>	Second Run
<b>Avg.</b>	Average Speed for the race	<b>Int1:</b>	Intermediate 1	<b>Int4:</b>	Intermediate 4	<b>Run1</b>	First Run
<b>Dist(m)</b>	Distance behind the first	<b>Int2:</b>	Intermediate 2	<b>Sp1:</b>	Speed Trap 1	<b>Fin:</b>	Finish



**AUDI FIS SKI WORLD CUP 2009/10**  
**Beaver Creek (USA)**



**1st MEN'S SUPER COMBINED – SLALOM**  
**PERFORMANCE ANALYSIS 2**

FRI 4 DEC 2009

Number of Competitors: 52

Bib	Name Ski	Nation	Positions			Partials			Difference		Speed				
			Pos.	Time	Rank	Pos.	Time	Rank	Time	Dist(m)	Pos.	km/h	Rank		
1	<b>PICHOT Sebastien</b> Fischer	FRA	Run1:	Int1:	26.73	(36)	I1-I2:	31.89	(4)	0.57	46.97	Sp1:	118.51	(32)	
				Int2:	58.62	(15)		I2-I3:	17.08				(9)	0.53	
				Int3:	1:15.70	(11)		I3-I4:	12.60				(36)	0.75	
				Int4:	1:28.30	(16)		I4-Fin:	17.66				(25)	1.19	
				Fin:	1:45.96	(22)							1.77	Avg.:	95.54
				Run2:	Int1:	22.42		(29)	I1-Fin:				27.18	(31)	1.44
				Fin:	49.60	(23)		2.86							
Total:	Int1:	2:08.38	(24)			2.31									
	Fin:	2:35.56	(21)			3.30									
2	<b>SPORN Andrej</b> Elan	SLO	Run1:	Int1:	26.22	(4)	I1-I2:	32.22	(18)	0.06	45.93	Sp1:	116.12	(42)	
				Int2:	58.44	(9)		I2-I3:	17.40				(36)	0.35	
				Int3:	1:15.84	(16)		I3-I4:	12.53				(26)	0.89	
				Int4:	1:28.37	(19)		I4-Fin:	17.55				(21)	1.26	
				Fin:	1:45.92	(20)							1.73	Avg.:	95.57
				Run2:	Int1:	22.40		(27)	I1-Fin:						1.42
				Fin:	DNF										
Total:	Int1:	DNF													
	Fin:	DNF													
3	<b>BANK Ondrej</b> Elan	CZE	Run1:	Int1:	26.40	(13)	I1-I2:	32.59	(33)	0.24	38.86	Sp1:	120.50	(16)	
				Int2:	58.99	(26)		I2-I3:	17.08				(9)	0.90	
				Int3:	1:16.07	(24)		I3-I4:	12.29				(8)	1.12	
				Int4:	1:28.36	(18)		I4-Fin:	17.29				(13)	1.25	
				Fin:	1:45.65	(14)							1.46	Avg.:	95.82
				Run2:	Int1:	21.26		(3)	I1-Fin:						0.28
				Fin:	DNF										
Total:	Int1:	DNF													
	Fin:	DNF													
4	<b>KUENG Patrick</b> Salomon	SUI	Run1:	Int1:	26.16	(1)	I1-I2:	32.13	(14)	0.00	17.70	Sp1:	120.50	(16)	
				Int2:	58.29	(5)		I2-I3:	16.94				(4)	0.20	
				Int3:	1:15.23	(2)		I3-I4:	12.35				(14)	0.28	
				Int4:	1:27.58	(4)		I4-Fin:	17.27				(10)	0.47	
				Fin:	1:44.85	(4)							0.66	Avg.:	96.55
				Run2:	Int1:	26.17		(42)	I1-Fin:						5.19
				Fin:	DNF										
Total:	Int1:	DNF													
	Fin:	DNF													



**Number of Competitors: 52**

Bib	Name Ski	Nation	Positions			Partials			Difference		Speed			
			Pos.	Time	Rank	Pos.	Time	Rank	Time	Dist(m)	Pos.	km/h	Rank	
5	<b>STAUDACHER Patrick</b> Head	ITA	Run1:	Int1:	26.46	(18)	I1-I2:	32.09	(11)	0.30		Sp1:	120.00	(23)
				Int2:	58.55	(12)	I2-I3:	17.32	(29)	0.46				
				Int3:	1:15.87	(17)	I3-I4:	12.56	(34)	0.92				
				Int4:	1:28.43	(23)	I4-Fin:	17.09	(6)	1.32				
				Fin:	1:45.52	(11)				1.33	35.44	Avg.:	95.94	
			Run2:	Int1:			I1-Fin:							
				Fin:	DNF									
	Total:	Int1:												
		Fin:	DNF											
6	<b>THEAUX Adrien</b> Rossignol	FRA	Run1:	Int1:	26.52	(21)	I1-I2:	31.92	(7)	0.36		Sp1:	120.00	(23)
				Int2:	58.44	(9)	I2-I3:	17.24	(22)	0.35				
				Int3:	1:15.68	(10)	I3-I4:	12.53	(26)	0.73				
				Int4:	1:28.21	(10)	I4-Fin:	17.44	(17)	1.10				
				Fin:	1:45.65	(14)				1.46	38.86	Avg.:	95.82	
			Run2:	Int1:	21.73	(15)	I1-Fin:	27.10	(30)	0.75				
				Fin:	48.83	DQ				0.00				
	Total:	Int1:												
		Fin:												
7	<b>THANEI Stefan</b> Atomic	ITA	Run1:	Int1:	26.40	(13)	I1-I2:	32.43	(27)	0.24		Sp1:	120.50	(16)
				Int2:	58.83	(22)	I2-I3:	17.10	(12)	0.74				
				Int3:	1:15.93	(19)	I3-I4:	12.45	(22)	0.98				
				Int4:	1:28.38	(20)	I4-Fin:	17.12	(7)	1.27				
				Fin:	1:45.50	(10)				1.31	34.92	Avg.:	95.95	
			Run2:	Int1:	22.87	(32)	I1-Fin:	27.34	(36)	1.89				
				Fin:	50.21	(26)				3.47				
	Total:	Int1:	2:08.37	(23)				2.30						
		Fin:	2:35.71	(23)				3.45						
8	<b>GRANGE Jean-Baptiste</b> Rossignol	FRA	Run1:	Int1:	26.56	(26)	I1-I2:	32.01	(9)	0.40		Sp1:	117.07	(40)
				Int2:	58.57	(14)	I2-I3:	17.20	(19)	0.48				
				Int3:	1:15.77	(13)	I3-I4:	12.76	(43)	0.82				
				Int4:	1:28.53	(25)	I4-Fin:	17.56	(22)	1.42				
				Fin:	1:46.09	(23)				1.90	50.36	Avg.:	95.42	
			Run2:	Int1:	21.26	(3)	I1-Fin:	25.48	(2)	0.28				
				Fin:	46.74	(1)				0.00				
	Total:	Int1:	2:07.35	(12)				1.28						
		Fin:	2:32.83	(4)				0.57						
9	<b>DEFAGO Didier</b> Rossignol	SUI	Run1:	Int1:	26.20	(3)	I1-I2:	31.91	(6)	0.04		Sp1:	125.21	(1)
				Int2:	58.11	(2)	I2-I3:	16.84	(1)	0.02				
				Int3:	1:14.95	(1)	I3-I4:	12.16	(1)	0.00				
				Int4:	1:27.11	(1)	I4-Fin:	17.08	(4)	0.00				
				Fin:	1:44.19	(1)				0.00	0.00	Avg.:	97.16	
			Run2:	Int1:	22.20	(22)	I1-Fin:	26.30	(17)	1.22				
				Fin:	48.50	(16)				1.76				
	Total:	Int1:	2:06.39	(2)				0.32						
		Fin:	2:32.69	(2)				0.43						
10	<b>LARSSON Markus</b> Head	SWE	Run1:	Int1:	27.16	(49)	I1-I2:	32.46	(28)	1.00		Sp1:	121.00	(14)
				Int2:	59.62	(37)	I2-I3:	17.28	(27)	1.53				
				Int3:	1:16.90	(35)	I3-I4:	12.51	(24)	1.95				
				Int4:	1:29.41	(35)	I4-Fin:	17.67	(27)	2.30				
				Fin:	1:47.08	(31)				2.89	75.89	Avg.:	94.54	
			Run2:	Int1:	21.74	(16)	I1-Fin:	25.80	(11)	0.76				
				Fin:	47.54	(9)				0.80				
	Total:	Int1:	2:08.82	(27)				2.75						
		Fin:	2:34.62	(15)				2.36						

**Number of Competitors: 52**

Bib	Name Ski	Nation	Positions			Partials			Difference		Speed			
			Pos.	Time	Rank	Pos.	Time	Rank	Time	Dist(m)	Pos.	km/h	Rank	
11	<b>MYHRE Lars Elton</b> Rossignol	NOR	Run1:	Int1:	26.41	(16)	I1-I2:	32.97	(38)	0.25	55.82	Sp1:	119.50	(28)
				Int2:	59.38	(33)		I2-I3:	17.19	(17)			1.29	
			Int3:	1:16.57	(30)	I3-I4:	12.56	(34)	1.62	Avg.:		95.23		
			Int4:	1:29.13	(31)	I4-Fin:	17.17	(9)	2.02					
			Fin:	1:46.30	(25)	I1-Fin:	25.31	(1)	2.11					
			Run2:	Int1:	22.00				(19)	1.02				
				Fin:	47.31	(3)	0.57							
			Total:	Int1:	2:08.30	(21)	2.23							
				Fin:	2:33.61	(9)	1.35							
			12	<b>MERMILLOD BLONDIN T.</b> Salomon	FRA	Run1:	Int1:	26.83	(40)	I1-I2:		32.28	(23)	0.67
Int2:	59.11	(28)					I2-I3:	17.09	(11)		1.02			
Int3:	1:16.20	(26)				I3-I4:	12.41	(17)	1.25	Avg.:	95.60			
Int4:	1:28.61	(28)				I4-Fin:	17.28	(11)	1.50					
Fin:	1:45.89	(19)				I1-Fin:	26.73	(26)	1.70					
Run2:	Int1:	21.69							(12)	0.71				
	Fin:	48.42				(15)	1.68							
Total:	Int1:	2:07.58				(17)	1.51							
	Fin:	2:34.31				(14)	2.05							
13	<b>HOROSHILOV Alexandr</b> Fischer	RUS				Run1:	Int1:	26.74	(37)	I1-I2:	33.65	(46)	0.58	99.70
			Int2:	1:00.39	(48)		I2-I3:	17.48	(43)		2.30			
			Int3:	1:17.87	(46)	I3-I4:	12.54	(29)	2.92	Avg.:	93.72			
			Int4:	1:30.41	(44)	I4-Fin:	17.61	(24)	3.30					
			Fin:	1:48.02	(37)	I1-Fin:	26.31	(18)	3.83					
			Run2:	Int1:	22.31				(25)	1.33				
				Fin:	48.62	(18)	1.88							
			Total:	Int1:	2:10.33	(31)	4.26							
				Fin:	2:36.64	(25)	4.38							
			14	<b>VILETTA Sandro</b> Salomon	SUI	Run1:	Int1:	26.66	(31)	I1-I2:	32.22	(18)	0.50	
Int2:	58.88	(23)					I2-I3:	17.44	(40)		0.79			
Int3:	1:16.32	(29)				I3-I4:	12.65	(37)	1.37	Avg.:	95.09			
Int4:	1:28.97	(30)				I4-Fin:	17.49	(20)	1.86					
Fin:	1:46.46	(26)				I1-Fin:	26.41	(21)	2.27					
Run2:	Int1:	21.02							(2)	0.04				
	Fin:	47.43				(7)	0.69							
Total:	Int1:	2:07.48				(15)	1.41							
	Fin:	2:33.89				(10)	1.63							
15	<b>INNERHOFER Christof</b> Rossignol	ITA				Run1:	Int1:	26.54	(25)	I1-I2:	31.79	(1)	0.38	35.97
			Int2:	58.33	(7)		I2-I3:	17.25	(23)		0.24			
			Int3:	1:15.58	(7)	I3-I4:	12.37	(16)	0.63	Avg.:	95.92			
			Int4:	1:27.95	(8)	I4-Fin:	17.59	(23)	0.84					
			Fin:	1:45.54	(13)	I1-Fin:	26.43	(22)	1.35					
			Run2:	Int1:	22.26				(23)	1.28				
				Fin:	48.69	(19)	1.95							
			Total:	Int1:	2:07.80	(19)	1.73							
				Fin:	2:34.23	(13)	1.97							
			16	<b>SVINDAL Aksel Lund</b> Atomic	NOR	Run1:	Int1:	26.17	(2)	I1-I2:	31.92	(7)	0.01	
Int2:	58.09	(1)					I2-I3:	17.17	(15)		0.00			
Int3:	1:15.26	(4)				I3-I4:	12.36	(15)	0.31	Avg.:	96.09			
Int4:	1:27.62	(6)				I4-Fin:	17.73	(31)	0.51					
Fin:	1:45.35	(9)				I1-Fin:	25.94	(14)	1.16					
Run2:	Int1:	21.67							(11)	0.69				
	Fin:	47.61				(10)	0.87							
Total:	Int1:	2:07.02				(5)	0.95							
	Fin:	2:32.96				(6)	0.70							



**Number of Competitors: 52**

Bib	Name Ski	Nation	Positions			Partials			Difference		Speed			
			Pos.	Time	Rank	Pos.	Time	Rank	Time	Dist(m)	Pos.	km/h	Rank	
17	<b>ZURBRIGGEN Silvan</b> Rossignol	SUI	Run1:	Int1:	26.40	(13)	I1-I2:	32.16	(15)	0.24		Sp1:	121.51	(8)
				Int2:	58.56	(13)	I2-I3:	17.25	(23)	0.47				
				Int3:	1:15.81	(15)	I3-I4:	12.45	(22)	0.86				
				Int4:	1:28.26	(14)	I4-Fin:	17.69	(28)	1.15				
				Fin:	1:45.95	(21)				1.76	46.71	Avg.:	95.55	
			Run2:	Int1:	21.43	(5)	I1-Fin:			0.45				
				Fin:	DNF									
			Total:	Int1:										
				Fin:	DNF									
			18	<b>BAUMANN Romed</b> Salomon	AUT	Run1:	Int1:	26.53	(22)	I1-I2:	32.17	(16)	0.37	
	Int2:	58.70				(19)	I2-I3:	17.01	(8)	0.61				
	Int3:	1:15.71				(12)	I3-I4:	12.54	(29)	0.76				
	Int4:	1:28.25				(13)	I4-Fin:	17.28	(11)	1.14				
	Fin:	1:45.53				(12)				1.34	35.71	Avg.:	95.93	
Run2:	Int1:	21.69				(12)	I1-Fin:	25.70	(4)	0.71				
	Fin:	47.39				(6)				0.65				
Total:	Int1:	2:07.22				(9)				1.15				
	Fin:	2:32.92				(5)				0.66				
19	<b>JANKA Carlo</b> Atomic	SUI				Run1:	Int1:	26.49	(19)	I1-I2:	31.80	(2)	0.33	
				Int2:	58.29	(5)	I2-I3:	16.94	(4)	0.20				
				Int3:	1:15.23	(2)	I3-I4:	12.20	(4)	0.28				
				Int4:	1:27.43	(2)	I4-Fin:	17.08	(4)	0.32				
				Fin:	1:44.51	(3)				0.32	8.61	Avg.:	96.86	
			Run2:	Int1:	21.56	(9)	I1-Fin:	26.19	(15)	0.58				
				Fin:	47.75	(11)				1.01				
			Total:	Int1:	2:06.07	(1)				0.00				
				Fin:	2:32.26	(1)				0.00				
			20	<b>LIZEROUX Julien</b> Dynastar	FRA	Run1:	Int1:	26.60	(29)	I1-I2:	32.19	(17)	0.44	
	Int2:	58.79				(20)	I2-I3:	17.17	(15)	0.70				
	Int3:	1:15.96				(20)	I3-I4:	12.43	(19)	1.01				
	Int4:	1:28.39				(21)	I4-Fin:	17.44	(17)	1.28				
	Fin:	1:45.83				(18)				1.64	43.58	Avg.:	95.66	
Run2:	Int1:	21.51				(8)	I1-Fin:	25.85	(12)	0.53				
	Fin:	47.36				(4)				0.62				
Total:	Int1:	2:07.34				(11)				1.27				
	Fin:	2:33.19				(8)				0.93				
21	<b>RAICH Benjamin</b> Atomic	AUT				Run1:	Int1:	26.53	(22)	I1-I2:	32.36	(24)	0.37	
				Int2:	58.89	(24)	I2-I3:	17.20	(19)	0.80				
				Int3:	1:16.09	(25)	I3-I4:	12.17	(2)	1.14				
				Int4:	1:28.26	(14)	I4-Fin:	17.40	(16)	1.15				
				Fin:	1:45.66	(17)				1.47	39.12	Avg.:	95.81	
			Run2:	Int1:	21.50	(7)	I1-Fin:	25.88	(13)	0.52				
				Fin:	47.38	(5)				0.64				
			Total:	Int1:	2:07.16	(7)				1.09				
				Fin:	2:33.04	(7)				0.78				
			22	<b>ZRNCIC-DIM Natko</b> Atomic	CRO	Run1:	Int1:	26.68	(33)	I1-I2:	32.54	(30)	0.52	
	Int2:	59.22				(30)	I2-I3:	16.98	(7)	1.13				
	Int3:	1:16.20				(26)	I3-I4:	12.33	(11)	1.25				
	Int4:	1:28.53				(25)	I4-Fin:	17.12	(7)	1.42				
	Fin:	1:45.65				(14)				1.46	38.86	Avg.:	95.82	
Run2:	Int1:	21.46				(6)	I1-Fin:	25.64	(3)	0.48				
	Fin:	47.10				(2)				0.36				
Total:	Int1:	2:07.11				(6)				1.04				
	Fin:	2:32.75				(3)				0.49				

**Number of Competitors: 52**

Bib	Name Ski	Nation	Positions			Partials			Difference		Speed				
			Pos.	Time	Rank	Pos.	Time	Rank	Time	Dist(m)	Pos.	km/h	Rank		
23	JANSRUD Kjetil Atomic	NOR	Run1:	Int1:	26.32	(7)	I1-I2:	31.90	(5)	0.16		Sp1:	120.50	(16)	
				Int2:	58.22	(4)	I2-I3:	17.14	(14)	0.13					
				Int3:	1:15.36	(6)	I3-I4:	12.22	(5)	0.41					
				Int4:	1:27.58	(4)	I4-Fin:	17.45	(19)	0.47					
				Fin:	1:45.03	(6)				0.84	22.49	Avg.:	96.38		
				Run2:	Int1:	22.28	(24)	I1-Fin:	26.59	(24)	1.30				
					Fin:	48.87	(21)				2.13				
				Total:	Int1:	2:07.31	(10)				1.24				
					Fin:	2:33.90	(11)				1.64				
			24	CUCHE Didier Head	SUI	Run1:	Int1:	26.34	(8)	I1-I2:	31.84	(3)	0.18		Sp1:
	Int2:	58.18				(3)	I2-I3:	17.11	(13)	0.09					
	Int3:	1:15.29				(5)	I3-I4:	12.17	(2)	0.34					
	Int4:	1:27.46				(3)	I4-Fin:	16.98	(2)	0.35					
	Fin:	1:44.44				(2)				0.25	6.73	Avg.:	96.93		
	Run2:	Int1:				23.08	(35)	I1-Fin:	27.75	(37)	2.10				
		Fin:				50.83	(31)				4.09				
	Total:	Int1:				2:07.52	(16)				1.45				
		Fin:				2:35.27	(18)				3.01				
25	RATKIC Ivan	CRO				Run1:	Int1:	27.10	(48)	I1-I2:	33.08	(41)	0.94		Sp1:
				Int2:	1:00.18	(44)	I2-I3:	17.43	(38)	2.09					
				Int3:	1:17.61	(43)	I3-I4:	13.04	(48)	2.66					
				Int4:	1:30.65	(47)	I4-Fin:	18.03	(39)	3.54					
				Fin:	1:48.68	(42)				4.49	116.17	Avg.:	93.15		
				Run2:	Int1:	23.20	(38)	I1-Fin:	27.18	(31)	2.22				
					Fin:	50.38	(28)				3.64				
				Total:	Int1:	2:11.88	(38)				5.81				
					Fin:	2:39.06	(30)				6.80				
			26	BABUSIAK Jaroslav	SVK	Run1:	Int1:	27.18	(50)	I1-I2:	34.38	(49)	1.02		Sp1:
	Int2:	1:01.56				(50)	I2-I3:	18.10	(50)	3.47					
	Int3:	1:19.66				(50)	I3-I4:	13.40	(51)	4.71					
	Int4:	1:33.06				(51)	I4-Fin:	18.53	(46)	5.95					
	Fin:	1:51.59				(46)				7.40	186.48	Avg.:	90.72		
	Run2:	Int1:				22.40	(27)	I1-Fin:	26.84	(28)	1.42				
		Fin:				49.24	(22)				2.50				
	Total:	Int1:				2:13.99	(40)				7.92				
		Fin:				2:40.83	(32)				8.57				
27	MYHRER Andre Nordica	SWE				Run1:	Int1:	26.91	(44)	I1-I2:	32.61	(34)	0.75		Sp1:
				Int2:	59.52	(35)	I2-I3:	17.96	(49)	1.43					
				Int3:	1:17.48	(41)	I3-I4:	12.78	(44)	2.53					
				Int4:	1:30.26	(42)	I4-Fin:			3.15					
				Fin:	DNF							Avg.:			
				Run2:	Int1:			I1-Fin:							
					Fin:	DNF									
				Total:	Int1:										
					Fin:	DNF									
			28	MOELGG Manfred Fischer	ITA	Run1:	Int1:	26.97	(45)	I1-I2:	32.55	(31)	0.81		Sp1:
	Int2:	59.52				(35)	I2-I3:	17.43	(38)	1.43					
	Int3:	1:16.95				(36)	I3-I4:	13.02	(47)	2.00					
	Int4:	1:29.97				(40)	I4-Fin:	17.75	(34)	2.86					
	Fin:	1:47.72				(35)				3.53	92.15	Avg.:	93.98		
	Run2:	Int1:				21.90	(17)	I1-Fin:	26.27	(16)	0.92				
		Fin:				48.17	(12)				1.43				
	Total:	Int1:				2:09.62	(29)				3.55				
		Fin:				2:35.89	(24)				3.63				

**Number of Competitors: 52**

Bib	Name Ski	Nation	Positions			Partials			Difference		Speed			
			Pos.	Time	Rank	Pos.	Time	Rank	Time	Dist(m)	Pos.	km/h	Rank	
29	<b>JERMAN Andrej</b> Stoekli	SLO	Run1:	Int1:	26.51	(20)	I1-I2:	32.78	(35)	0.35		Sp1:	117.55	(38)
				Int2:	59.29	(32)	I2-I3:	17.42	(37)	1.20				
				Int3:	1:16.71	(33)	I3-I4:	12.52	(25)	1.76				
				Int4:	1:29.23	(32)	I4-Fin:	18.11	(40)	2.12				
				Fin:	1:47.34	(32)				3.15	82.52	Avg.:	94.31	
			Run2:	Int1:			I1-Fin:							
				Fin:	DNS									
Total:	Int1:													
	Fin:	DNS												
30	<b>HEEL Werner</b> Rossignol	ITA	Run1:	Int1:	26.23	(5)	I1-I2:	32.80	(36)	0.07		Sp1:	121.51	(8)
				Int2:	59.03	(27)	I2-I3:	16.95	(6)	0.94				
				Int3:	1:15.98	(21)	I3-I4:	12.32	(10)	1.03				
				Int4:	1:28.30	(16)	I4-Fin:	16.96	(1)	1.19				
				Fin:	1:45.26	(8)				1.07	28.58	Avg.:	96.17	
			Run2:	Int1:	22.37	(26)	I1-Fin:	26.46	(23)	1.39				
				Fin:	48.83	(20)				2.09				
Total:	Int1:	2:07.63	(18)				1.56							
	Fin:	2:34.09	(12)				1.83							
31	<b>RAINER Niklas</b> Fischer	SWE	Run1:	Int1:	27.25	(51)	I1-I2:	32.25	(21)	1.09		Sp1:	120.50	(16)
				Int2:	59.50	(34)	I2-I3:	17.25	(23)	1.41				
				Int3:	1:16.75	(34)	I3-I4:	12.53	(26)	1.80				
				Int4:	1:29.28	(33)	I4-Fin:	17.70	(30)	2.17				
				Fin:	1:46.98	(0)				0.00	0.00	Avg.:	94.63	
			Run2:	Int1:			I1-Fin:							
				Fin:		DQ				0.00				
Total:	Int1:													
	Fin:													
32	<b>LIGETY Ted</b> Rossignol	USA	Run1:	Int1:	26.87	(42)	I1-I2:	32.80	(36)	0.71		Sp1:	119.50	(28)
				Int2:	59.67	(39)	I2-I3:	16.92	(3)	1.58				
				Int3:	1:16.59	(31)	I3-I4:	12.25	(6)	1.64				
				Int4:	1:28.84	(29)	I4-Fin:	17.37	(15)	1.73				
				Fin:	1:46.21	(24)				2.02	53.48	Avg.:	95.31	
			Run2:	Int1:	20.98	(1)	I1-Fin:			0.00				
				Fin:	DNF									
Total:	Int1:													
	Fin:	DNF												
33	<b>MILLER Bode</b> Head	USA	Run1:	Int1:	26.35	(9)	I1-I2:	32.06	(10)	0.19		Sp1:	122.55	(4)
				Int2:	58.41	(8)	I2-I3:	17.19	(17)	0.32				
				Int3:	1:15.60	(8)	I3-I4:	12.31	(9)	0.65				
				Int4:	1:27.91	(7)	I4-Fin:	17.33	(14)	0.80				
				Fin:	1:45.24	(7)				1.05	28.06	Avg.:	96.19	
			Run2:	Int1:	21.58	(10)	I1-Fin:			0.60				
				Fin:	DNF									
Total:	Int1:													
	Fin:	DNF												
34	<b>DURAND Jeremie</b> Dynastar	FRA	Run1:	Int1:	26.69	(34)	I1-I2:	33.30	(43)	0.53		Sp1:	116.12	(42)
				Int2:	59.99	(41)	I2-I3:	17.66	(45)	1.90				
				Int3:	1:17.65	(45)	I3-I4:	12.70	(40)	2.70				
				Int4:	1:30.35	(43)	I4-Fin:	18.28	(43)	3.24				
				Fin:	1:48.63	(41)				4.44	114.93	Avg.:	93.19	
			Run2:	Int1:			I1-Fin:							
				Fin:	DNF									
Total:	Int1:													
	Fin:	DNF												

**Number of Competitors: 52**

Bib	Name Ski	Nation	Positions			Partials			Difference		Speed			
			Pos.	Time	Rank	Pos.	Time	Rank	Time	Dist(m)	Pos.	km/h	Rank	
35	<b>CLAREY Johan</b> Rossignol	FRA	Run1:	Int1:	26.35	(9)	I1-I2:	32.57	(32)	0.19	61.51	Sp1:	121.00	(14)
				Int2:	58.92	(25)	I2-I3:	17.39	(35)	0.83				
			Int3:	1:16.31	(28)	I3-I4:	12.28	(7)	1.36	Avg.:		95.04		
			Int4:	1:28.59	(27)	I4-Fin:	17.93	(37)	1.48					
			Fin:	1:46.52	(27)				2.33					
			Run2:	Int1:	21.96	(18)	I1-Fin:	26.61	(25)	0.98				
				Fin:	48.57	(17)				1.83				
			Total:	Int1:	2:08.48	(25)				2.41				
				Fin:	2:35.09	(17)				2.83				
			36	<b>FAYED Guillermo</b> Dynastar	FRA	Run1:	Int1:	26.38	(12)	I1-I2:		32.09	(11)	0.22
Int2:	58.47	(11)					I2-I3:	17.32	(29)	0.38				
Int3:	1:15.79	(14)				I3-I4:	12.44	(20)	0.84	Avg.:				
Int4:	1:28.23	(12)				I4-Fin:			1.12					
Fin:	DNF													
Run2:	Int1:						I1-Fin:							
	Fin:	DNF												
Total:	Int1:													
	Fin:	DNF												
37	<b>KREUZER Ralf</b> Salomon	SUI				Run1:	Int1:	26.45	(17)	I1-I2:	32.23	(20)	0.29	74.36
			Int2:	58.68	(18)		I2-I3:	17.38	(34)	0.59				
			Int3:	1:16.06	(23)	I3-I4:	12.41	(17)	1.11	Avg.:	94.59			
			Int4:	1:28.47	(24)	I4-Fin:	18.55	(47)	1.36					
			Fin:	1:47.02	(30)				2.83					
			Run2:	Int1:			I1-Fin:							
				Fin:	DNS									
			Total:	Int1:										
				Fin:	DNS									
			38	<b>HELIE Louis-Pierre</b> Rossignol	CAN	Run1:	Int1:	26.76	(39)	I1-I2:	33.36	(44)	0.60	
Int2:	1:00.12	(43)					I2-I3:	17.27	(26)	2.03				
Int3:	1:17.39	(40)				I3-I4:	12.55	(32)	2.44	Avg.:				
Int4:	1:29.94	(39)				I4-Fin:			2.83					
Fin:	DNF													
Run2:	Int1:						I1-Fin:							
	Fin:	DNF												
Total:	Int1:													
	Fin:	DNF												
39	<b>PUCHNER Joachim</b> Atomic	AUT				Run1:	Int1:	26.62	(30)	I1-I2:	32.53	(29)	0.46	73.08
			Int2:	59.15	(29)		I2-I3:	17.46	(42)	1.06				
			Int3:	1:16.61	(32)	I3-I4:	12.70	(40)	1.66	Avg.:	94.64			
			Int4:	1:29.31	(34)	I4-Fin:	17.66	(25)	2.20					
			Fin:	1:46.97	(29)				2.78					
			Run2:	Int1:	22.03	(20)	I1-Fin:	26.38	(20)	1.05				
				Fin:	48.41	(14)				1.67				
			Total:	Int1:	2:09.00	(28)				2.93				
				Fin:	2:35.38	(20)				3.12				
			40	<b>PARIS Dominik</b> Nordica	ITA	Run1:	Int1:	26.66	(31)	I1-I2:	32.99	(39)	0.50	
Int2:	59.65	(38)					I2-I3:	17.33	(31)	1.56				
Int3:	1:16.98	(37)				I3-I4:	12.68	(38)	2.03	Avg.:	94.30			
Int4:	1:29.66	(36)				I4-Fin:	17.69	(28)	2.55					
Fin:	1:47.35	(33)							3.16					
Run2:	Int1:	22.99				(33)	I1-Fin:	26.91	(29)	2.01				
	Fin:	49.90				(25)				3.16				
Total:	Int1:	2:10.34				(32)				4.27				
	Fin:	2:37.25				(26)				4.99				

**Number of Competitors: 52**

Bib	Name Ski	Nation	Positions			Partials			Difference		Speed			
			Pos.	Time	Rank	Pos.	Time	Rank	Time	Dist(m)	Pos.	km/h	Rank	
41	MARKIC Gasper Elan	SLO	Run1:	Int1:	26.71	(35)	I1-I2:	33.56	(45)	0.55	105.72	Sp1:	117.55	(38)
				Int2:	1:00.27	(45)	I2-I3:	17.70	(46)	2.18				
				Int3:	1:17.97	(48)	I3-I4:	12.55	(32)	3.02				
				Int4:	1:30.52	(46)	I4-Fin:	17.74	(32)	3.41				
				Fin:	1:48.26	(39)				4.07				
			Run2:	Int1:	23.60	(41)	I1-Fin:	27.19	(33)	2.62				
				Fin:	50.79	(29)				4.05				
			Total:	Int1:	2:11.86	(37)				5.79				
				Fin:	2:39.05	(29)				6.79				
			Avg.:											
42	FEUZ Beat Salomon	SUI	Run1:	Int1:	26.53	(22)	I1-I2:	32.12	(13)	0.37	62.03	Sp1:	119.50	(28)
				Int2:	58.65	(16)	I2-I3:	17.33	(31)	0.56				
				Int3:	1:15.98	(21)	I3-I4:	12.44	(20)	1.03				
				Int4:	1:28.42	(22)	I4-Fin:	18.12	(41)	1.31				
				Fin:	1:46.54	(28)				2.35				
			Run2:	Int1:	22.04	(21)	I1-Fin:	26.31	(18)	1.06				
				Fin:	48.35	(13)				1.61				
			Total:	Int1:	2:08.58	(26)				2.51				
				Fin:	2:34.89	(16)				2.63				
			Avg.:											
43	OLSSON Hans Head	SWE	Run1:	Int1:	26.24	(6)	I1-I2:	32.41	(26)	0.08	0.00	Sp1:	122.03	(6)
				Int2:	58.65	(16)	I2-I3:	17.22	(21)	0.56				
				Int3:	1:15.87	(17)	I3-I4:	12.34	(12)	0.92				
				Int4:	1:28.21	(10)	I4-Fin:	19.59	(49)	1.10				
				Fin:	1:47.80	(0)				0.00				
			Run2:	Int1:			I1-Fin:							
				Fin:		DQ				0.00				
			Total:	Int1:										
				Fin:										
			Avg.:											
44	CRAWFORD Douglas Head	GBR	Run1:	Int1:	26.98	(46)	I1-I2:	33.12	(42)	0.82	105.97	Sp1:	119.00	(31)
				Int2:	1:00.10	(42)	I2-I3:	17.45	(41)	2.01				
				Int3:	1:17.55	(42)	I3-I4:	12.87	(45)	2.60				
				Int4:	1:30.42	(45)	I4-Fin:	17.85	(36)	3.31				
				Fin:	1:48.27	(40)				4.08				
			Run2:	Int1:	22.72	(31)	I1-Fin:			1.74				
				Fin:	DNF									
			Total:	Int1:										
				Fin:	DNF									
			Avg.:											
45	KEPPLER Stephan Head	GER	Run1:	Int1:	26.75	(38)	I1-I2:	33.07	(40)	0.59	90.63	Sp1:	116.12	(42)
				Int2:	59.82	(40)	I2-I3:	17.36	(33)	1.73				
				Int3:	1:17.18	(39)	I3-I4:	12.71	(42)	2.23				
				Int4:	1:29.89	(38)	I4-Fin:	17.77	(35)	2.78				
				Fin:	1:47.66	(34)				3.47				
			Run2:	Int1:	23.59	(40)	I1-Fin:	27.32	(35)	2.61				
				Fin:	50.91	(32)				4.17				
			Total:	Int1:	2:11.25	(36)				5.18				
				Fin:	2:38.57	(27)				6.31				
			Avg.:											
46	KRIZAJ Andrej Stoekli	SLO	Run1:	Int1:	26.36	(11)	I1-I2:	33.97	(48)	0.20	96.94	Sp1:	118.51	(32)
				Int2:	1:00.33	(46)	I2-I3:	17.30	(28)	2.24				
				Int3:	1:17.63	(44)	I3-I4:	12.54	(29)	2.68				
				Int4:	1:30.17	(41)	I4-Fin:	17.74	(32)	3.06				
				Fin:	1:47.91	(36)				3.72				
			Run2:	Int1:	22.69	(30)	I1-Fin:	28.13	(39)	1.71				
				Fin:	50.82	(30)				4.08				
			Total:	Int1:	2:10.60	(33)				4.53				
				Fin:	2:38.73	(28)				6.47				
			Avg.:											

**Number of Competitors: 52**

Bib	Name Ski	Nation	Positions			Partials			Difference		Speed							
			Pos.	Time	Rank	Pos.	Time	Rank	Time	Dist(m)	Pos.	km/h	Rank					
47	ERICSSON Daniel Head	SWE	Run1:	Int1:	26.56	(26)	I1-I2:	33.81	(47)	0.40	143.43	Sp1:	113.38	(50)				
				Int2:	1:00.37	(47)		I2-I3:	17.51						(44)			
			Run2:	Int3:	1:17.88	(47)	I3-I4:	13.53	(52)	2.93	3.07	6.72	7.34	Avg.:	92.21			
				Int4:	1:31.41	(48)		I4-Fin:	18.38							(44)		
			Total:	Fin:	1:49.79	(43)	I1-Fin:	26.81	(27)	2.02	3.07	6.72	7.34	Avg.:	92.21			
				Fin:	2:39.60	(31)		I1-Fin:	26.81							(27)	2.02	3.07
			48	WEIBRECHT Andrew Rossignol	USA	Run1:	Int1:		26.56	(26)	I1-I2:	32.26	(22)	0.40	21.69	Sp1:		
							Int2:	58.82	(21)	I2-I3:		16.84	(1)					
						Run2:	Int3:	1:15.66	(9)	I3-I4:	12.34	(12)	0.71	3.58	2.06	3.06	Avg.:	96.41
							Int4:	1:28.00	(9)		I4-Fin:	17.00						
Total:	Fin:	1:45.00				(5)	I1-Fin:	27.19	(33)	2.15	3.58	2.06	3.06	Avg.:	96.41			
	Fin:	2:35.32				(19)		I1-Fin:	27.19							(33)	2.15	3.58
49	BYDLINSKI Maciej Atomic	POL				Run1:	Int1:		27.43	(52)	I1-I2:	34.49	(50)	1.27	168.23	Sp1:		
							Int2:	1:01.92	(51)	I2-I3:		17.79	(47)					
						Run2:	Int3:	1:19.71	(51)	I3-I4:	13.13	(49)	4.76	4.40	8.02	9.70	Avg.:	91.35
							Int4:	1:32.84	(50)		I4-Fin:	17.98						
			Total:	Fin:	1:50.82	(44)	I1-Fin:	27.87	(38)	2.29	4.40	8.02	9.70	Avg.:	91.35			
				Fin:	2:41.96	(33)		I1-Fin:	27.87							(38)	2.29	4.40
			50	GEORGIEV Stefan Salomon	BUL	Run1:	Int1:		26.89	(43)	I1-I2:	34.55	(51)	0.73	186.00	Sp1:		
							Int2:	1:01.44	(49)	I2-I3:		18.14	(51)					
						Run2:	Int3:	1:19.58	(49)	I3-I4:	13.17	(50)	4.63	7.38	8.69	10.72	Avg.:	90.73
							Int4:	1:32.75	(49)		I4-Fin:	18.82						
Total:	Fin:	1:51.57				(45)	I1-Fin:	28.22	(40)	2.21	4.67	8.69	10.72	Avg.:	90.73			
	Fin:	2:42.98				(34)		I1-Fin:	28.22							(40)	2.21	4.67
51	TARANENKO Mikhail Rossignol	RUS				Run1:	Int1:		27.02	(47)	I1-I2:	35.88	(52)	0.86	206.32	Sp1:		
							Int2:	1:02.90	(52)	I2-I3:		18.33	(52)					
						Run2:	Int3:	1:21.23	(52)	I3-I4:	12.97	(46)	6.28	7.09	8.25	206.32	Avg.:	90.03
							Int4:	1:34.20	(52)		I4-Fin:	18.24						
			Total:	Fin:	1:52.44	(47)	I1-Fin:			8.25	206.32	8.25	206.32	Avg.:	90.03			
				Fin:	DNF			I1-Fin:									8.25	206.32
			Total:	Fin:	DNF		I1-Fin:				8.25	206.32	8.25	206.32	Avg.:	90.03		
				Fin:	DNF			I1-Fin:									8.25	206.32

**Number of Competitors: 52**

Bib	Name Ski	Nation	Positions			Partials			Difference		Speed	
			Pos.	Time	Rank	Pos.	Time	Rank	Time	Dist(m)	Pos.	km/h
52	<b>NEUREUTHER Felix</b> Atomic	GER	<b>Run1:</b>	<b>Int1:</b> 26.86 (41) <b>Int2:</b> 59.23 (31) <b>Int3:</b> 1:17.02 (38) <b>Int4:</b> 1:29.71 (37) <b>Fin:</b> 1:48.15 (38)		<b>I1-I2:</b> 32.37 (25) <b>I2-I3:</b> 17.79 (47) <b>I3-I4:</b> 12.69 (39) <b>I4-Fin:</b> 18.44 (45)		0.70 1.14 2.07 2.60 3.96	102.96	<b>Sp1:</b> 118.51 (32) <b>Avg.:</b> 93.60		
			<b>Run2:</b>	<b>Int1:</b> 21.72 (14) <b>Fin:</b> 47.46 (8)		<b>I1-Fin:</b> 25.74 (25)		0.74 0.72				
			<b>Total:</b>	<b>Int1:</b> 2:09.87 (30) <b>Fin:</b> 2:35.61 (22)				3.80 3.35				

<b>LEGEND</b>	<b>Pos</b> Intermediate or Speed Position	<b>Int1:</b> Intermediate 1	<b>DNF</b> Did Not Finish	<b>DQ</b> Disqualified
<b>Avg.</b> Average Speed for the race	<b>Int2:</b> Intermediate 2	<b>Sp1:</b> Speed Trap 1	<b>Run1</b> First Run	
<b>Dist(m)</b> Distance behind the first	<b>Int3:</b> Intermediate 3	<b>DNS</b> Did Not Start	<b>Fin:</b> Finish	
<b>Total</b> First + Second Run	<b>Int4:</b> Intermediate 4	<b>Run2</b> Second Run		



# AUDI FIS SKI WORLD CUP 2009/10



## AFTER 1st MEN'S SUPER COMBINED SUPER COMBINED FIS WCSL LIST

Number of Competitors: 64

4 DEC 2009 Beaver Creek (USA)

Rank	FIS Code	Name	Nation	1	Base	- X	+ Y	WCSL-SC
1	511313	JANKA Carlo	SUI	100	242	48	100	294
2	510890	ZURBRIGGEN Silvan	SUI	-	281	56	-	225
3	191459	LIZEROUX Julien	FRA	32	219	44	32	207
4	51215	BAUMANN Romed	AUT	45	201	40	45	206
5	421328	SVINDAL Aksel Lund	NOR	40	201	40	40	201
6	380292	ZRNCIC-DIM Natko	CRO	60	172	34	60	198
7	192665	GRANGE Jean-Baptiste	FRA	50	154	31	50	173
8	50625	RAICH Benjamin	AUT	36	165	33	36	168
9	292455	FILL Peter	ITA	-	171	34	-	137
10	380260	KOSTELIC Ivica	CRO	-	166	33	-	133
11	50547	SCHOENFELDER Rainer	AUT	-	165	33	-	132
12	511352	VILETTA Sandro	SUI	26	116	23	26	119
13	293006	INNERHOFER Christof	ITA	20	116	23	20	113
14	510727	DEFAGO Didier	SUI	80	36	7	80	109
15	421400	MYHRE Lars Elton	NOR	29	74	15	29	88
16	53831	HIRSCHER Marcel	AUT	-	105	21	-	84
17	480736	HOROSHILOV Alexandr	RUS	6	75	15	6	66
18	192504	MERMILLOD BLONDIN T.	FRA	18	59	12	18	65
19	102873	KUCERA John	CAN	-	77	15	-	62
20	500656	LARSSON Markus	SWE	16	50	10	16	56
21	150644	KRYZL Krystof	CZE	-	62	12	-	50
22	421483	JANSRUD Kjetil	NOR	24	29	6	24	47
23	292514	HEEL Werner	ITA	22	22	4	22	40
24	292291	THANEI Stefan	ITA	8	32	6	8	34
25	510993	ALBRECHT Daniel	SUI	-	40	8	-	32
26	560406	GORZA Ales	SLO	-	36	7	-	29
27	510030	CUCHE Didier	SUI	13	18	4	13	27
28	290998	STAUDACHER Patrick	ITA	-	32	6	-	26
29	191778	PICHOT Sebastien	FRA	10	15	3	10	22
30	150398	BANK Ondrej	CZE	-	25	5	-	20
30	501026	RAINER Niklas	SWE	-	25	5	-	20
32	50858	STREITBERGER Georg	AUT	-	24	5	-	19
33	560332	JERMAN Andrej	SLO	-	23	5	-	18
34	292491	MOELGG Manfred	ITA	7	13	3	7	17
34	380291	RATKIC Ivan	CRO	1	20	4	1	17





# AUDI FIS SKI WORLD CUP 2009/10

## AFTER 1st MEN'S SUPER COMBINED SUPER COMBINED FIS WCSL LIST

Number of Competitors: 64

4 DEC 2009 Beaver Creek (USA)

Rank	FIS Code	Name	Nation	1	Base	- X	+ Y = WCSL-SC	SC
34	192746	THEAUX Adrien	FRA	-	21	4	-	17
37	511383	FEUZ Beat	SUI	15	-	-	15	15
37	501017	MYHRER Andre	SWE	-	19	4	-	15
37	201702	NEUREUTHER Felix	GER	9	7	1	9	15
40	191740	CLAREY Johan	FRA	14	-	-	14	14
40	191462	PAQUIN Pierre	FRA	-	18	4	-	14
40	380298	SIROKI Tin	CRO	-	18	4	-	14
40	530939	WEIBRECHT Andrew	USA	12	3	1	12	14
44	50041	WALCHHOFER Michael	AUT	-	15	3	-	12
45	51327	PUCHNER Joachim	AUT	11	-	-	11	11
46	700724	BABUSIAK Jaroslav	SVK	-	12	2	-	10
46	102239	COUSINEAU Julien	CAN	-	13	3	-	10
46	511139	KUENG Patrick	SUI	-	12	2	-	10
46	560447	SPORN Andrej	SLO	-	12	2	-	10
50	90131	GEORGIEV Georgi	BUL	-	10	2	-	8
51	20174	VIDOSA Roger	AND	-	9	2	-	7
52	501101	BYGGMARK Jens	SWE	-	8	2	-	6
52	51005	SCHEIBER Mario	AUT	-	7	1	-	6
52	150495	VRABLIK Martin	CZE	-	8	2	-	6
55	534562	LIGETY Ted	USA	-	6	1	-	5
55	501076	OLSSON Hans	SWE	-	6	1	-	5
55	291459	PARIS Dominik	ITA	5	-	-	5	5
58	201606	KEPPLER Stephan	GER	4	-	-	4	4
59	190915	BOURGEAT Pierrick	FRA	-	4	1	-	3
59	561085	KRIZAJ Andrej	SLO	3	-	-	3	3
59	180534	SANDELL Marcus	FIN	-	4	1	-	3
62	294277	KLOTZ Siegmar	ITA	-	2	-	-	2
62	561087	MARKIC Gasper	SLO	2	-	-	2	2
62	51007	SCHOERGHOFER Philipp	AUT	-	2	-	-	2

Number of Competitors per Nation until 60th position

AND : 1	AUT : 8	BUL : 1	CAN : 2	CRO : 4	CZE : 3
FIN : 1	FRA : 8	GER : 2	ITA : 7	NOR : 3	RUS : 1
SLO : 4	SUI : 8	SVK : 1	SWE : 5	USA : 2	





# AUDI FIS SKI WORLD CUP 2009/10



---

## AFTER 1st MEN'S SUPER COMBINED SUPER COMBINED FIS WCSL LIST

---

**LEGEND**

**Base** Last season WCSL points  
**X** (Base / number of planned races in the current season) \* number of completed races in the current season  
**Y** WC points won in the current season  
**WCSL-SC** World Cup Start List points for Super Combined

04-12-2009 / Beaver Creek (USA) / 1604

Page 3/3

[www.fis-ski.com](http://www.fis-ski.com)

Generation Date: FRI 4 DEC 2009

Time: 15:34

Document: 60A 1.0





# AUDI FIS SKI WORLD CUP 2009/10



## AFTER 1st MEN'S SUPER COMBINED OVERALL FIS WCSL LIST

Number of Competitors: 165

Rank	FIS Code	Name	Nation	WCSL	DH	SL	GS	SG	SC
1	510030	CUCHE Didier	SUI	1235	416 (3)	–	550 (1)	242 (4)	27 (27)
2	50625	RAICH Benjamin	AUT	1183	39 (37)	255 (8)	519 (2)	202 (7)	168 (8)
3	421328	SVINDAL Aksel Lund	NOR	1112	338 (4)	–	253 (6)	320 (1)	201 (5)
4	511313	JANKA Carlo	SUI	1046	268 (9)	–	356 (5)	128 (13)	294 (1)
5	192665	GRANGE Jean-Baptiste	FRA	955	–	547 (1)	235 (7)	–	173 (7)
6	380260	KOSTELIC Ivica	CRO	914	21 (46)	489 (4)	214 (9)	57 (23)	133 (10)
7	510727	DEFAGO Didier	SUI	796	338 (4)	–	85 (26)	264 (2)	109 (14)
8	50041	WALCHHOFER Michael	AUT	715	487 (1)	–	–	216 (5)	12 (44)
9	534562	LIGETY Ted	USA	703	–	115 (23)	501 (3)	82 (19)	5 (55)
10	191459	LIZEROUX Julien	FRA	701	–	494 (2)	–	–	207 (3)
11	293006	INNERHOFER Christof	ITA	623	246 (13)	13 (57)	40 (36)	211 (6)	113 (13)
12	292455	FILL Peter	ITA	621	257 (11)	–	47 (34)	180 (9)	137 (9)
13	292514	HEEL Werner	ITA	590	301 (7)	–	–	249 (3)	40 (23)
14	50753	KROELL Klaus	AUT	578	421 (2)	–	–	157 (10)	–
15	53831	HIRSCHER Marcel	AUT	520	–	233 (10)	203 (10)	–	84 (16)
16	532431	MILLER Bode	USA	509	275 (8)	150 (20)	29 (38)	55 (27)	–
17	50624	PRANGER Manfred	AUT	492	–	492 (3)	–	–	–
18	51215	BAUMANN Romed	AUT	487	83 (24)	–	198 (11)	–	206 (4)
19	102873	KUCERA John	CAN	475	256 (12)	–	4 (56)	153 (12)	62 (19)
20	510890	ZURBRIGGEN Silvan	SUI	460	42 (35)	162 (18)	11 (46)	20 (36)	225 (2)
21	292491	MOELGG Manfred	ITA	458	–	333 (6)	108 (21)	–	17 (34)
22	50605	HERBST Reinfried	AUT	456	–	456 (5)	–	–	–
23	102899	OSBORNE-PARADIS Manuel	CAN	423	302 (6)	–	–	121 (15)	–
24	102263	GUAY Erik	CAN	419	265 (10)	–	–	154 (11)	–
25	292000	BLARDONE Massimiliano	ITA	374	–	–	374 (4)	–	–
26	510993	ALBRECHT Daniel	SUI	371	93 (23)	10 (61)	193 (12)	43 (31)	32 (25)
27	510767	HOFFMANN Ambrosi	SUI	345	223 (14)	–	–	122 (14)	–
28	50423	MAIER Hermann	AUT	333	135 (21)	–	–	198 (8)	–
29	501111	HARGIN Mattias	SWE	325	–	325 (7)	–	–	–
30	350032	BUECHEL Marco	LIE	312	219 (15)	–	–	93 (17)	–
31	421483	JANSRUD Kjetil	NOR	288	–	–	226 (8)	15 (41)	47 (22)
32	533131	SULLIVAN Marco	USA	273	159 (19)	–	–	114 (16)	–
33	50707	MATT Mario	AUT	269	–	254 (9)	15 (42)	–	–
34	192746	THEAUX Adrien	FRA	267	193 (17)	–	–	57 (23)	17 (34)
35	192506	MISSILLIER Steve	FRA	257	–	154 (19)	103 (22)	–	–
36	501017	MYHRER Andre	SWE	255	–	233 (10)	7 (50)	–	15 (37)
37	380292	ZRNCIC-DIM Natko	CRO	240	16 (48)	26 (44)	–	–	198 (6)

04-12-2009 / Beaver Creek (USA) / 1603

Page 1/5

[www.fis-ski.com](http://www.fis-ski.com)

Generation Date: FRI 4 DEC 2009

Time: 15:34

Document: 60B 1.0



# AUDI FIS SKI WORLD CUP 2009/10

## AFTER 1st MEN'S SUPER COMBINED OVERALL FIS WCSL LIST

Number of Competitors: 165

Rank	FIS Code	Name	Nation	WCSL	DH	SL	GS	SG	SC
38	560332	JERMAN Andrej	SLO	233	172 (18)	-	-	43 (31)	18 (33)
39	511352	VILETTA Sandro	SUI	224	-	36 (38)	69 (27)	-	119 (12)
40	290478	ROCCA Giorgio	ITA	221	-	221 (12)	-	-	-
41	201702	NEUREUTHER Felix	GER	220	-	205 (13)	-	-	15 (37)
42	102961	DIXON Robbie	CAN	219	134 (22)	-	15 (42)	70 (20)	-
43	501076	OLSSON Hans	SWE	218	213 (16)	-	-	-	5 (55)
44	421400	MYHRE Lars Elton	NOR	206	2 (63)	116 (22)	-	-	88 (15)
45	102435	JANYK Michael	CAN	196	-	196 (14)	-	-	-
46	500656	LARSSON Markus	SWE	195	-	77 (27)	62 (28)	-	56 (20)
47	50547	SCHOENFELDER Rainer	AUT	193	12 (50)	44 (35)	5 (54)	-	132 (11)
48	290732	THALER Patrick	ITA	186	-	186 (15)	-	-	-
49	50742	REICHELTH Hannes	AUT	185	-	-	126 (16)	59 (22)	-
49	560425	VAJDIC Bernard	SLO	185	-	168 (17)	17 (41)	-	-
51	51007	SCHOERGHOFFER Philipp	AUT	181	-	-	179 (13)	-	2 (62)
52	50600	GOERGL Stephan	AUT	175	-	-	120 (19)	55 (27)	-
52	293098	RAZZOLI Giuliano	ITA	175	-	175 (16)	-	-	-
54	191750	FANARA Thomas	FRA	161	-	-	161 (14)	-	-
55	50695	BUDER Andreas	AUT	159	159 (19)	-	-	-	-
56	180251	PALANDER Kalle	FIN	158	-	39 (37)	119 (20)	-	-
57	510747	GRUENENFELDER Tobias	SUI	157	65 (29)	-	-	92 (18)	-
58	50858	STREITBERGER Georg	AUT	154	79 (25)	-	-	56 (26)	19 (32)
59	500499	BROLENIUS Johan	SWE	150	-	150 (20)	-	-	-
60	191423	RICHARD Cyprien	FRA	145	-	-	145 (15)	-	-
61	510997	BERTHOD Marc	SUI	136	4 (59)	-	121 (18)	11 (44)	-
62	500150	JAERBYN Patrik	SWE	131	68 (27)	-	-	63 (21)	-
63	50451	GRUBER Christoph	AUT	126	57 (32)	-	52 (32)	17 (38)	-
64	292120	SIMONCELLI Davide	ITA	125	-	-	125 (17)	-	-
65	150644	KRYZL Krystof	CZE	115	-	57 (32)	8 (49)	-	50 (21)
66	51005	SCHEIBER Mario	AUT	114	38 (40)	-	13 (44)	57 (23)	6 (52)
67	191746	DE TESSIERES Gauthier	FRA	109	-	-	88 (25)	21 (35)	-
68	560355	VALENCIC Mitja	SLO	103	-	103 (24)	-	-	-
69	192504	MERMILLOD BLONDIN T.	FRA	101	-	27 (42)	9 (47)	-	65 (18)
70	290693	PLONER Alexander	ITA	95	-	-	95 (23)	-	-
71	290998	STAUDACHER Patrick	ITA	93	21 (46)	-	-	46 (30)	26 (28)
72	101895	ROY Jean-Philippe	CAN	91	-	-	91 (24)	-	-
72	530939	WEIBRECHT Andrew	USA	91	34 (41)	-	-	43 (31)	14 (40)
74	102814	BOURQUE Francois	CAN	90	-	-	43 (35)	47 (29)	-

# AUDI FIS SKI WORLD CUP 2009/10

## AFTER 1st MEN'S SUPER COMBINED OVERALL FIS WCSL LIST

Number of Competitors: 165

Rank	FIS Code	Name	Nation	WCSL	DH	SL	GS	SG	SC
74	560406	GORZA Ales	SLO	90	-	-	31 (37)	30 (34)	29 (26)
76	292291	THANEI Stefan	ITA	87	39 (37)	-	-	14 (43)	34 (24)
77	480736	HOROSHILOV Alexandr	RUS	86	-	20 (48)	-	-	66 (17)
78	511127	GINI Marc	SUI	85	-	82 (26)	3 (58)	-	-
78	50981	HOERL Wolfgang	AUT	85	-	85 (25)	-	-	-
80	534567	LANNING T J	USA	84	67 (28)	-	-	17 (38)	-
81	50931	BECHTER Patrick	AUT	76	-	76 (28)	-	-	-
82	534939	FISHER Erik	USA	73	56 (33)	-	-	17 (38)	-
83	191964	POISSON David	FRA	72	72 (26)	-	-	-	-
84	534959	JITLOFF Tim	USA	69	-	14 (54)	55 (31)	-	-
85	910000	IMBODEN Urs	MDA	67	-	67 (29)	-	-	-
86	533866	NYMAN Steven	USA	66	61 (31)	-	-	5 (52)	-
87	180534	SANDELL Marcus	FIN	65	-	-	62 (28)	-	3 (59)
88	191116	DALCIN Pierre-Emmanuel	FRA	63	63 (30)	-	-	-	-
89	534040	COCHRAN Jimmy	USA	62	-	62 (30)	-	-	-
89	560371	DRAGSIC Mitja	SLO	62	-	62 (30)	-	-	-
91	190677	CHENAL Joel	FRA	60	-	-	60 (30)	-	-
92	291641	SULZENBACHER Kurt	ITA	56	56 (33)	-	-	-	-
93	191740	CLAREY Johan	FRA	55	41 (36)	-	-	-	14 (40)
94	291145	DEVILLE Cristian	ITA	53	-	53 (33)	-	-	-
95	102239	COUSINEAU Julien	CAN	50	-	40 (36)	-	-	10 (46)
95	420148	KARLSEN Truls Ove	NOR	50	-	-	50 (33)	-	-
97	102922	WHITE Trevor	CAN	48	-	48 (34)	-	-	-
98	511139	KUENG Patrick	SUI	43	32 (42)	-	-	1 (59)	10 (46)
99	561067	PERKO Rok	SLO	42	39 (37)	-	-	3 (54)	-
100	501101	BYGGMARK Jens	SWE	38	-	32 (41)	-	-	6 (52)
100	532490	MACARTNEY Scott	USA	38	32 (42)	-	-	6 (51)	-
102	201606	KEPPLER Stephan	GER	34	29 (44)	-	-	1 (59)	4 (58)
102	191778	PICHOT Sebastien	FRA	34	-	-	12 (45)	-	22 (29)
104	92591	ALBRECHT Kilian	BUL	33	-	33 (39)	-	-	-
104	191640	ANSELMET Alexandre	FRA	33	-	33 (39)	-	-	-
106	150398	BANK Ondrej	CZE	32	-	5 (65)	7 (50)	-	20 (30)
106	50833	GRUGGER Hans	AUT	32	12 (50)	-	-	20 (36)	-
106	180292	LEINO Jukka	FIN	32	-	23 (47)	9 (47)	-	-
109	102271	HUDEC Jan	CAN	30	28 (45)	-	-	2 (57)	-
110	511383	FEUZ Beat	SUI	27	12 (50)	-	-	-	15 (37)
110	301709	YUASA Naoki	JPN	27	-	27 (42)	-	-	-



# AUDI FIS SKI WORLD CUP 2009/10



## AFTER 1st MEN'S SUPER COMBINED OVERALL FIS WCSL LIST

Number of Competitors: 165

Rank	FIS Code	Name	Nation	WCSL	DH	SL	GS	SG	SC
112	292250	SCHIEPPATI Alberto	ITA	26	-	-	26 (39)	-	-
113	201422	KOGLER Stefan	GER	25	-	25 (45)	-	-	-
113	560447	SPORN Andrej	SLO	25	12 (50)	-	-	3 (54)	10 (46)
115	102456	BIGGS Patrick	CAN	24	-	24 (46)	-	-	-
115	533397	ZAMANSKY Jake	USA	24	-	-	24 (40)	-	-
117	191591	BERTRAND Yannick	FRA	20	13 (49)	-	-	7 (50)	-
117	501026	RAINER Niklas	SWE	20	-	-	-	-	20 (30)
119	201987	STRODL Andreas	GER	19	4 (59)	-	-	15 (41)	-
119	201542	STRODL Peter	GER	19	8 (56)	-	-	11 (44)	-
121	100115	GRANDI Thomas	CAN	18	-	18 (49)	-	-	-
121	50997	OMMINGER Andreas	AUT	18	-	18 (49)	-	-	-
121	102912	SPENCE Brad	CAN	18	-	18 (49)	-	-	-
124	380291	RATKIC Ivan	CRO	17	-	-	-	-	17 (34)
125	501223	BAECK Axel	SWE	16	-	16 (52)	-	-	-
125	511174	VOGEL Markus	SUI	16	-	16 (52)	-	-	-
127	191462	PAQUIN Pierre	FRA	14	-	-	-	-	14 (40)
127	301312	SASAKI Akira	JPN	14	-	14 (54)	-	-	-
127	380298	SIROKI Tin	CRO	14	-	-	-	-	14 (40)
127	481006	ZUEV Stepan	RUS	14	-	14 (54)	-	-	-
131	50900	KOLL Alexander	AUT	13	-	13 (57)	-	-	-
131	150594	TREJBAL Filip	CZE	13	-	13 (57)	-	-	-
133	192932	FAYED Guillermo	FRA	12	12 (50)	-	-	-	-
134	510307	BRAND Olivier	SUI	11	-	-	-	11 (44)	-
134	51327	PUCHNER Joachim	AUT	11	-	-	-	-	11 (45)
134	201896	STEHLE Dominik	GER	11	-	11 (60)	-	-	-
137	700724	BABUSIAK Jaroslav	SVK	10	-	-	-	-	10 (46)
137	291399	GIRARDI Walter	ITA	10	-	-	-	10 (47)	-
137	201811	STECHECHERT Tobias	GER	10	-	-	-	10 (47)	-
140	50761	ALSTER Christoph	AUT	9	-	-	-	9 (49)	-
140	103090	HELIE Louis-Pierre	CAN	9	9 (55)	-	-	-	-
140	533739	MARSHALL Cody	USA	9	-	9 (62)	-	-	-
143	90131	GEORGIEV Georgi	BUL	8	-	-	-	-	8 (50)
143	380290	SAMSAL Dalibor	CRO	8	-	8 (63)	-	-	-
145	192653	FREY Thomas	FRA	7	-	-	7 (50)	-	-
145	300804	MINAGAWA Kentaro	JPN	7	-	7 (64)	-	-	-
145	20174	VIDOSA Roger	AND	7	-	-	-	-	7 (51)
145	150421	ZAHROBSKY Petr	CZE	7	5 (57)	-	-	2 (57)	-

04-12-2009 / Beaver Creek (USA) / 1603

Page 4/5

[www.fis-ski.com](http://www.fis-ski.com)

Generation Date: FRI 4 DEC 2009

Time: 15:34

Document: 60B 1.0





# AUDI FIS SKI WORLD CUP 2009/10



## AFTER 1st MEN'S SUPER COMBINED OVERALL FIS WCSL LIST

Number of Competitors: 165

Rank	FIS Code	Name	Nation	WCSL	DH	SL	GS	SG	SC
149	51159	NOESIG Christoph	AUT	6	-	-	6 (53)	-	-
149	150495	VRABLIK Martin	CZE	6	-	-	-	-	6 (52)
151	250127	BJOERGVINSSON Bjoergvin	ISL	5	-	5 (65)	-	-	-
151	50831	GRAGGABER Thomas	AUT	5	5 (57)	-	-	-	-
151	293797	GROSS Stefano	ITA	5	-	5 (65)	-	-	-
151	421669	HAUGEN Leif Kristian	NOR	5	-	-	5 (54)	-	-
151	291459	PARIS Dominik	ITA	5	-	-	-	-	5 (55)
156	511142	LUEOEND Vitus	SUI	4	4 (59)	-	-	-	-
156	501324	OLSSON Matts	SWE	4	-	-	4 (56)	-	-
156	292831	PIERUZ Aronne	ITA	4	-	-	-	4 (53)	-
159	190915	BOURGEAT Pierrick	FRA	3	-	-	-	-	3 (59)
159	40171	BRANCH Craig	AUS	3	3 (62)	-	-	-	-
159	561085	KRIZAJ Andrej	SLO	3	-	-	-	-	3 (59)
159	51332	SCHEIBER Florian	AUT	3	-	-	-	3 (54)	-
163	294277	KLOTZ Siegmur	ITA	2	-	-	-	-	2 (62)
163	561087	MARKIC Gasper	SLO	2	-	-	-	-	2 (62)
165	510498	ZUEGER Cornel	SUI	1	1 (64)	-	-	-	-

### LEGEND

**SC** Super Combined points   **SG** Super-G points   **DH** Downhill points   **WCSL** Overall points   **SL** Slalom points  
**GS** Giant Slalom points

04-12-2009 / Beaver Creek (USA) / 1603

Page 5/5

[www.fis-ski.com](http://www.fis-ski.com)

Generation Date: FRI 4 DEC 2009

Time: 15:34

Document: 60B 1.0





# AUDI FIS SKI WORLD CUP 2009/10



## 1st MEN'S SUPER COMBINED SUPER COMBINED FIS WORLD CUP STANDINGS

Number of Competitors: 30

4 DEC 2009 Beaver Creek (USA)

Rank	FIS Code	Name	Nation	1	WC-SC	Diff.
1	511313	JANKA Carlo	SUI	100	100	
2	510727	DEFAGO Didier	SUI	80	80	- 20
3	380292	ZRNCIC-DIM Natko	CRO	60	60	- 40
4	192665	GRANGE Jean-Baptiste	FRA	50	50	- 50
5	51215	BAUMANN Romed	AUT	45	45	- 55
6	421328	SVINDAL Aksel Lund	NOR	40	40	- 60
7	50625	RAICH Benjamin	AUT	36	36	- 64
8	191459	LIZEROUX Julien	FRA	32	32	- 68
9	421400	MYHRE Lars Elton	NOR	29	29	- 71
10	511352	VILETTA Sandro	SUI	26	26	- 74
11	421483	JANSRUD Kjetil	NOR	24	24	- 76
12	292514	HEEL Werner	ITA	22	22	- 78
13	293006	INNERHOFER Christof	ITA	20	20	- 80
14	192504	MERMILLOD BLONDIN T.	FRA	18	18	- 82
15	500656	LARSSON Markus	SWE	16	16	- 84
16	511383	FEUZ Beat	SUI	15	15	- 85
17	191740	CLAREY Johan	FRA	14	14	- 86
18	510030	CUCHE Didier	SUI	13	13	- 87
19	530939	WEIBRECHT Andrew	USA	12	12	- 88
20	51327	PUCHNER Joachim	AUT	11	11	- 89
21	191778	PICHOT Sebastien	FRA	10	10	- 90
22	201702	NEUREUTHER Felix	GER	9	9	- 91
23	292291	THANEI Stefan	ITA	8	8	- 92
24	292491	MOELGG Manfred	ITA	7	7	- 93
25	480736	HOROSHILOV Alexandr	RUS	6	6	- 94
26	291459	PARIS Dominik	ITA	5	5	- 95
27	201606	KEPPLER Stephan	GER	4	4	- 96
28	561085	KRIZAJ Andrej	SLO	3	3	- 97
29	561087	MARKIC Gasper	SLO	2	2	- 98
30	380291	RATKIC Ivan	CRO	1	1	- 99

### LEGEND

WC-SC World Cup points for Super Combined Diff. Points Difference

04-12-2009 / Beaver Creek (USA) / 1604

Page 1/1

[www.fis-ski.com](http://www.fis-ski.com)

Generation Date: FRI 4 DEC 2009

Time: 15:34

Document: 25A 1.0







# AUDI FIS SKI WORLD CUP 2009/10



## 1st MEN'S SUPER COMBINED OVERALL FIS WORLD CUP STANDINGS

Number of Competitors: 91

Rank	FIS Code	Name	Nation	Points	DH 1 race	SL 1 race	GS 1 race	SG 1 race	SC 1 race
1	511313	JANKA Carlo	SUI	260	60 (3)	–	60 (3)	40 (6)	100 (1)
2	510030	CUCHE Didier	SUI	239	100 (1)	–	100 (1)	26 (10)	13 (18)
3	50625	RAICH Benjamin	AUT	201	–	40 (6)	45 (5)	80 (2)	36 (7)
4	192665	GRANGE Jean-Baptiste	FRA	146	–	60 (3)	36 (7)	–	50 (4)
5	380260	KOSTELIC Ivica	CRO	135	13 (18)	80 (2)	22 (12)	20 (13)	–
6	534562	LIGETY Ted	USA	125	–	13 (18)	80 (2)	32 (8)	–
7	510727	DEFAGO Didier	SUI	124	15 (16)	–	–	29 (9)	80 (2)
8	292514	HEEL Werner	ITA	116	80 (2)	–	–	14 (17)	22 (12)
9	102899	OSBORNE-PARADIS Manuel	CAN	115	15 (16)	–	–	100 (1)	–
10	50041	WALCHHOFER Michael	AUT	110	50 (4)	–	–	60 (3)	–
11	50605	HERBST Reinfried	AUT	100	–	100 (1)	–	–	–
12	102961	DIXON Robbie	CAN	92	32 (8)	–	15 (16)	45 (5)	–
13	51215	BAUMANN Romed	AUT	81	16 (15)	–	20 (13)	–	45 (5)
14	191459	LIZEROUX Julien	FRA	77	–	45 (5)	–	–	32 (8)
15	421483	JANSRUD Kjetil	NOR	69	–	–	40 (6)	5 (26)	24 (11)
15	421400	MYHRE Lars Elton	NOR	69	–	40 (6)	–	–	29 (9)
17	380292	ZRNCIC-DIM Natko	CRO	66	6 (25)	–	–	–	60 (3)
18	102263	GUAY Erik	CAN	60	10 (21)	–	–	50 (4)	–
18	192746	THEAUX Adrien	FRA	60	20 (13)	–	–	40 (6)	–
20	421328	SVINDAL Aksel Lund	NOR	58	–	–	–	18 (14)	40 (6)
21	510767	HOFFMANN Ambrosi	SUI	56	45 (5)	–	–	11 (20)	–
21	530939	WEIBRECHT Andrew	USA	56	22 (12)	–	–	22 (12)	12 (19)
23	292000	BLARDONE Massimiliano	ITA	50	–	–	50 (4)	–	–
23	501111	HARGIN Mattias	SWE	50	–	50 (4)	–	–	–
25	293006	INNERHOFER Christof	ITA	46	2 (29)	–	–	24 (11)	20 (13)
26	510747	GRUENENFELDER Tobias	SUI	44	29 (9)	–	–	15 (16)	–
27	500150	JAERBYN Patrik	SWE	42	36 (7)	–	–	6 (25)	–
28	102873	KUCERA John	CAN	40	40 (6)	–	–	–	–
28	511352	VILETTA Sandro	SUI	40	–	–	14 (17)	–	26 (10)
30	510890	ZURBRIGGEN Silvan	SUI	37	4 (27)	22 (12)	11 (20)	–	–
31	290478	ROCCA Giorgio	ITA	32	–	32 (8)	–	–	–
31	292120	SIMONCELLI Davide	ITA	32	–	–	32 (8)	–	–
33	50753	KROELL Klaus	AUT	31	18 (14)	–	–	13 (18)	–
34	500656	LARSSON Markus	SWE	30	–	14 (17)	–	–	16 (15)
35	50624	PRANGER Manfred	AUT	29	–	29 (9)	–	–	–
35	101895	ROY Jean-Philippe	CAN	29	–	–	29 (9)	–	–
37	511383	FEUZ Beat	SUI	27	12 (19)	–	–	–	15 (16)

04-12-2009 / Beaver Creek (USA) / 1603

Page 1/3

www.fis-ski.com

Generation Date: FRI 4 DEC 2009

Time: 15:34

Document: 25B 1.0



## 1st MEN'S SUPER COMBINED OVERALL FIS WORLD CUP STANDINGS

Number of Competitors: 91

Rank	FIS Code	Name	Nation	Points	DH 1 race	SL 1 race	GS 1 race	SG 1 race	SC 1 race
38	511127	GINI Marc	SUI	26	–	26 (10)	–	–	–
38	501076	OLSSON Hans	SWE	26	26 (10)	–	–	–	–
38	191423	RICHARD Cyprien	FRA	26	–	–	26 (10)	–	–
41	511139	KUENG Patrick	SUI	25	24 (11)	–	–	1 (30)	–
42	192506	MISSILLIER Steve	FRA	24	–	15 (16)	9 (22)	–	–
42	501017	MYHRER Andre	SWE	24	–	24 (11)	–	–	–
42	290693	PLONER Alexander	ITA	24	–	–	24 (11)	–	–
45	53831	HIRSCHER Marcel	AUT	23	–	5 (26)	18 (14)	–	–
46	560355	VALENCIC Mitja	SLO	20	–	20 (13)	–	–	–
47	102435	JANYK Michael	CAN	18	–	18 (14)	–	–	–
47	192504	MERMILLOD BLONDIN T.	FRA	18	–	–	–	–	18 (14)
49	501223	BAECK Axel	SWE	16	–	16 (15)	–	–	–
49	510997	BERTHOD Marc	SUI	16	–	–	16 (15)	–	–
49	533131	SULLIVAN Marco	USA	16	–	–	–	16 (15)	–
52	201702	NEUREUTHER Felix	GER	15	–	6 (25)	–	–	9 (22)
53	191740	CLAREY Johan	FRA	14	–	–	–	–	14 (17)
54	50742	REICHELTH Hannes	AUT	13	–	–	13 (18)	–	–
54	50858	STREITBERGER Georg	AUT	13	–	–	–	13 (18)	–
56	191591	BERTRAND Yannick	FRA	12	5 (26)	–	–	7 (24)	–
56	534040	COCHRAN Jimmy	USA	12	–	12 (19)	–	–	–
56	420148	KARLSEN Truls Ove	NOR	12	–	–	12 (19)	–	–
56	290998	STAUDACHER Patrick	ITA	12	11 (20)	–	–	1 (30)	–
60	51327	PUCHNER Joachim	AUT	11	–	–	–	–	11 (20)
60	50547	SCHOENFELDER Rainer	AUT	11	–	11 (20)	–	–	–
62	191778	PICHOT Sebastien	FRA	10	–	–	–	–	10 (21)
62	292250	SCHIEPPATI Alberto	ITA	10	–	–	10 (21)	–	–
62	201811	STECHELT Tobias	GER	10	–	–	–	10 (21)	–
62	290732	THALER Patrick	ITA	10	–	10 (21)	–	–	–
66	103090	HELIE Louis-Pierre	CAN	9	9 (22)	–	–	–	–
66	201987	STRODL Andreas	GER	9	–	–	–	9 (22)	–
66	102922	WHITE Trevor	CAN	9	–	9 (22)	–	–	–
69	191640	ANSELMET Alexandre	FRA	8	–	8 (23)	–	–	–
69	191750	FANARA Thomas	FRA	8	–	–	8 (23)	–	–
69	534939	FISHER Erik	USA	8	–	–	–	8 (23)	–
69	561067	PERKO Rok	SLO	8	8 (23)	–	–	–	–
69	292291	THANEI Stefan	ITA	8	–	–	–	–	8 (23)
74	150398	BANK Ondrej	CZE	7	–	–	7 (24)	–	–



# AUDI FIS SKI WORLD CUP 2009/10



## 1st MEN'S SUPER COMBINED OVERALL FIS WORLD CUP STANDINGS

Number of Competitors: 91

Rank	FIS Code	Name	Nation	Points	DH 1 race	SL 1 race	GS 1 race	SG 1 race	SC 1 race
74	102814	BOURQUE Francois	CAN	7	-	-	3 (28)	4 (27)	-
74	102239	COUSINEAU Julien	CAN	7	-	7 (24)	-	-	-
74	191116	DALCIN Pierre-Emmanuel	FRA	7	7 (24)	-	-	-	-
74	292491	MOELGG Manfred	ITA	7	-	-	-	-	7 (24)
79	480736	HOROSHILOV Alexandr	RUS	6	-	-	-	-	6 (25)
79	51007	SCHOERGHOFER Philipp	AUT	6	-	-	6 (25)	-	-
81	421669	HAUGEN Leif Kristian	NOR	5	-	-	5 (26)	-	-
81	291459	PARIS Dominik	ITA	5	-	-	-	-	5 (26)
83	50600	GOERGL Stephan	AUT	4	-	-	4 (27)	-	-
83	201606	KEPPLER Stephan	GER	4	-	-	-	-	4 (27)
85	40171	BRANCH Craig	AUS	3	3 (28)	-	-	-	-
85	561085	KRIZAJ Andrej	SLO	3	-	-	-	-	3 (28)
85	51332	SCHEIBER Florian	AUT	3	-	-	-	3 (28)	-
88	102271	HUDEEC Jan	CAN	2	-	-	-	2 (29)	-
88	561087	MARKIC Gasper	SLO	2	-	-	-	-	2 (29)
88	532431	MILLER Bode	USA	2	2 (29)	-	-	-	-
91	380291	RATKIC Ivan	CRO	1	-	-	-	-	1 (30)

### LEGEND

SC Super Combined points SG Super-G points DH Downhill points Points Overall points SL Slalom points  
GS Giant Slalom points

04-12-2009 / Beaver Creek (USA) / 1603

Page 3/3

[www.fis-ski.com](http://www.fis-ski.com)

Generation Date: FRI 4 DEC 2009

Time: 15:34

Document: 25B 1.0





# AUDI FIS SKI WORLD CUP 2009/10



## 1st MEN'S SUPER COMBINED MEN FIS NATION CUP

Number of Nations: 14

Place	Nation	Points	Diff.	DH	SL	GS	SG	SC
1	SUI <b>Switzerland</b>	<b>894</b>		289	48	201	122	234
2	AUT <b>Austria</b>	<b>636</b>	- 258	84	185	106	169	92
3	FRA <b>France</b>	<b>410</b>	- 484	32	128	79	47	124
4	CAN <b>Canada</b>	<b>388</b>	- 506	106	34	47	201	-
5	ITA <b>Italy</b>	<b>352</b>	- 542	93	42	116	39	62
6	USA <b>United States</b>	<b>219</b>	- 675	24	25	80	78	12
7	NOR <b>Norway</b>	<b>213</b>	- 681	-	40	57	23	93
8	CRO <b>Croatia</b>	<b>202</b>	- 692	19	80	22	20	61
9	SWE <b>Sweden</b>	<b>188</b>	- 706	62	104	-	6	16
10	GER <b>Germany</b>	<b>38</b>	- 856	-	6	-	19	13
11	SLO <b>Slovenia</b>	<b>33</b>	- 861	8	20	-	-	5
12	CZE <b>Czech Republic</b>	<b>7</b>	- 887	-	-	7	-	-
13	RUS <b>Russia</b>	<b>6</b>	- 888	-	-	-	-	6
14	AUS <b>Australia</b>	<b>3</b>	- 891	3	-	-	-	-





# AUDI FIS SKI WORLD CUP 2009/10



## 1st MEN'S SUPER COMBINED FIS OVERALL NATION CUP

Number of Nations: 19

Place	Nation	Overall			DH Points			SL Points			GS Points			SG Points			SC Points		
		M+W	M	W	M+W	M	W	M+W	M	W	M+W	M	W	M+W	M	W	M+W	M	W
1	AUT	1236	636	600	163	84	79	419	185	234	393	106	287	169	169	-	92	92	-
2	SUI	1078	894	184	418	289	129	81	48	33	223	201	22	122	122	-	234	234	-
3	GER	723	38	685	71	-	71	395	6	389	225	-	225	19	19	-	13	13	-
4	FRA	716	410	306	85	32	53	232	128	104	228	79	149	47	47	-	124	124	-
5	ITA	712	352	360	107	93	14	104	42	62	400	116	284	39	39	-	62	62	-
6	CAN	619	388	231	263	106	157	102	34	68	53	47	6	201	201	-	-	-	-
7	USA	533	219	314	176	24	152	123	25	98	144	80	64	78	78	-	12	12	-
8	SWE	494	188	306	102	62	40	214	104	110	156	-	156	6	6	-	16	16	-
9	NOR	246	213	33	-	-	-	69	40	29	61	57	4	23	23	-	93	93	-
10	CRO	236	202	34	19	19	-	114	80	34	22	22	-	20	20	-	61	61	-
11	SLO	188	33	155	32	8	24	61	20	41	90	-	90	-	-	-	5	5	-
12	FIN	182	-	182	-	-	-	77	-	77	105	-	105	-	-	-	-	-	-
13	CZE	139	7	132	-	-	-	132	-	132	7	7	-	-	-	-	-	-	-
14	GBR	18	-	18	6	-	6	-	-	-	12	-	12	-	-	-	-	-	-
15	SRB	18	-	18	-	-	-	18	-	18	-	-	-	-	-	-	-	-	-
16	LIE	15	-	15	2	-	2	13	-	13	-	-	-	-	-	-	-	-	-
17	POL	11	-	11	-	-	-	-	-	-	11	-	11	-	-	-	-	-	-
18	RUS	6	6	-	-	-	-	-	-	-	-	-	-	-	-	-	6	6	-
19	AUS	3	3	-	3	3	-	-	-	-	-	-	-	-	-	-	-	-	-





# AUDI FIS SKI WORLD CUP 2009/10



---

## AFTER 1st MEN'S SUPER COMBINED MANUFACTURERS STANDINGS MEN

---

Number of Manufacturers: 8

Place	Manufacturer	Points	Diff.	DH	SL	GS	SG	SC
1	Atomic	765		150	40	145	230	200
2	Rossignol	575	- 190	80	100	80	185	130
3	Head	245	- 520	145	-	100	-	-
4	Blizzard	100	- 665	-	100	-	-	-
5	Salomon	95	- 670	-	-	50	-	45
6	Fischer	80	- 685	-	80	-	-	-
7	Nordica	50	- 715	-	50	-	-	-
8	Dynastar	45	- 720	-	45	-	-	-





# AUDI FIS SKI WORLD CUP 2009/10



## AFTER 1st MEN'S SUPER COMBINED MANUFACTURERS STANDINGS OVERALL

Number of Manufacturers: 10

Place	Manufacturer	Overall			DH Points			SL Points			GS Points			SG Points			SC Points		
		M+W	M	W	M+W	M	W	M+W	M	W	M+W	M	W	M+W	M	W	M+W	M	W
1	Atomic	1195	765	430	150	150	-	265	40	225	350	145	205	230	230	-	200	200	-
2	Head	910	245	665	345	145	200	425	-	425	140	100	40	-	-	-	-	-	-
3	Rossignol	770	575	195	80	80	-	140	100	40	235	80	155	185	185	-	130	130	-
4	Voelkl	255	-	255	95	-	95	60	-	60	100	-	100	-	-	-	-	-	-
5	Fischer	240	80	160	-	-	-	80	80	-	160	-	160	-	-	-	-	-	-
6	Salomon	175	95	80	80	-	80	-	-	-	50	50	-	-	-	-	45	45	-
7	Blizzard	100	100	-	-	-	-	100	100	-	-	-	-	-	-	-	-	-	-
8	Stoeckli	90	-	90	-	-	-	-	-	-	90	-	90	-	-	-	-	-	-
9	Dynastar	85	45	40	40	-	40	45	45	-	-	-	-	-	-	-	-	-	-
10	Nordica	50	50	-	-	-	-	50	50	-	-	-	-	-	-	-	-	-	-

