



F.I.S. - F.I.S.I.
SCI CLUB CORTINA
COMUNE DI CORTINA



COPPA DEL MONDO DI SCI FEMMINILE

CORTINA D'AMPEZZO - 22/23/24 GENNAIO 2010



ASSOCIAZIONE PERMANENTE COPPA DEL MONDO DI SCI ALPINO

Cortina Super Ski Trophy
www.cortinaclassic.com



AUDI FIS SKI WORLD CUP 2009/10
Cortina d'Ampezzo (ITA)



5th LADIES' DOWNHILL

THU 21 JAN 2010

ALPHABETICAL LIST OF COMPETITORS TRAINING 2

Number of Competitors: 55, Number of NSA: 16

Nation	FIS Code	Name	FIS Points (14th of January 2010 – List 7)									
			DH		SL		GS		SG		SC	
ARG (2)	35089	SIMARI BIRKNER Macarena	48.43	(159)	29.42	(297)	47.62	(731)	52.31	(315)	76.16	(302)
	35079	SIMARI BIRKNER Maria Belen	71.85	(255)	39.33	(469)	33.91	(394)	59.90	(396)	72.27	(284)
AUT (6)	55806	ALTACHER Margret	32.82	(97)	28.42	(278)	13.04	(83)	17.76	(63)	17.26	(49)
	55947	FENNINGER Anna	5.90	(29)	10.12	(58)	13.53	(90)	4.23	(8)	2.56	(6)
	55750	FISCHBACHER Andrea	4.11	(4)	50.02	(739)	5.56	(20)	3.79	(4)	5.99	(30)
	55576	GOERGL Elisabeth	4.92	(11)	23.73	(207)	3.93	(9)	3.89	(5)	1.25	(5)
	55766	MADER Regina	28.21	(82)	53.39	(814)	9.33	(53)	5.92	(27)	44.75	(137)
	55970	SCHMIDHOFER Nicole	27.27	(80)	52.15	(782)	25.81	(244)	5.88	(26)	83.57	(342)
CAN (5)	105997	BRYDON Emily	4.25	(5)	48.30	(685)	36.82	(468)	5.68	(21)	4.10	(12)
	105269	GAGNON Marie-Michele	58.67	(195)	8.61	(47)	6.57	(41)	19.06	(65)	27.01	(65)
	106022	JANYK Britt	5.28	(15)	50.80	(752)	16.08	(104)	5.26	(19)	100.58	(440)
	106825	PREFONTAINE Marie-Pier	115.04	(541)	24.90	(229)	6.00	(31)	32.53	(146)	58.81	(211)
	106666	RUBENS Shona	37.79	(113)	7.53	(43)	12.22	(77)	13.29	(46)	14.80	(44)
FRA (5)	196851	BERTRAND Olivia	46.81	(150)	44.67	(604)	5.78	(23)	16.26	(54)	32.79	(81)
	195671	JACQUEMOD Ingrid	5.34	(17)	66.04	(1142)	5.98	(28)	4.70	(14)	5.71	(25)
	196460	MARCHAND-ARVIER Marie	4.90	(10)	41.19	(520)	17.36	(121)	4.68	(13)	3.93	(9)
	196573	REVILLET Aurelie	5.59	(22)	80.09	(1527)	52.67	(850)	20.28	(74)	60.57	(221)
	195983	ROLLAND Marion	4.59	(8)	53.81	(824)	49.59	(771)	18.02	(64)	38.20	(100)
GBR (1)	225206	ALCOTT Chemmy	22.09	(66)	33.74	(361)	5.99	(30)	5.93	(28)	5.29	(20)
GER (2)	206001	RIESCH Maria	2.87	(2)	0.00	(1)	5.48	(18)	4.51	(11)	0.14	(2)
	206175	STECHELT Gina	5.56	(20)	24.10	(216)	17.90	(129)	13.04	(43)	5.43	(22)
ITA (9)	297601	BRIGNONE Federica	41.37	(129)	22.81	(195)	4.61	(14)	19.66	(68)	28.47	(68)
	295136	CECCARELLI Daniela	6.24	(33)	137.09	(2806)	27.36	(267)	19.79	(70)	-	
	296472	FANCHINI Elena	5.99	(30)	150.75	(3034)	25.31	(239)	13.63	(47)	73.61	(289)
	296729	FANCHINI Nadia	4.37	(7)	77.73	(1454)	17.75	(127)	2.27	(2)	56.75	(200)
	296008	MERIGHETTI Daniela	5.03	(12)	15.51	(103)	18.83	(134)	15.15	(52)	5.01	(18)
	295533	RECCHIA Lucia	10.35	(39)	239.71	(3845)	65.18	(1188)	13.80	(48)	-	
	296427	SCHNARF Johanna	15.77	(47)	15.93	(106)	20.03	(155)	17.38	(61)	4.04	(11)
	296473	SIORPAES Wendy	6.00	(31)	83.87	(1635)	39.41	(517)	14.18	(49)	77.59	(308)
	296431	STUFFER Verena	16.32	(50)	123.70	(2539)	28.03	(281)	20.50	(76)	136.76	(633)

21-01-2010 / Cortina d'Ampezzo (ITA) / 5827

Page 1/2

Data Processing by LONGINES

www.fis-ski.com

LONGINES Timing

Generation Date: WED 20 JAN 2010

Time: 17:05

Document: 32E 1.0



ALPHABETICAL LIST OF COMPETITORS TRAINING 2

Number of Competitors: 55, Number of NSA: 16

Nation	FIS Code	Name	FIS Points (14th of January 2010 – List 7)									
			DH		SL		GS		SG		SC	
LIE (1)	355050	WEIRATHER Tina	20.47	(62)	21.93	(183)	9.51	(56)	8.15	(36)	56.12	(198)
MON (1)	375018	COLETTI Alexandra	18.74	(57)	60.68	(1013)	32.35	(365)	20.17	(73)	45.24	(142)
NOR (1)	425880	SEJERSTED Lotte Smiseth	34.87	(103)	17.85	(126)	11.40	(69)	29.86	(134)	44.10	(133)
ROU (1)	465059	MIKLOS Edith	30.86	(91)	77.30	(1442)	44.40	(636)	23.28	(86)	61.60	(225)
SLO (3)	565320	FERK Marusa	31.46	(92)	5.90	(27)	17.68	(125)	27.53	(118)	5.21	(19)
	565243	MAZE Tina	4.88	(9)	5.05	(13)	1.38	(2)	4.62	(12)	7.17	(36)
	565360	STUHEC Ilka	11.71	(40)	11.44	(66)	8.29	(45)	12.48	(41)	6.00	(32)
SPA (1)	495318	RUIZ CASTILLO Carolina	7.32	(37)	80.73	(1543)	19.93	(153)	7.32	(35)	57.71	(203)
SUI (7)	515573	AUFDENBLATTEN Fraenzi	5.70	(27)	69.15	(1227)	10.50	(62)	4.03	(7)	34.27	(87)
	515849	DETLING Andrea	5.66	(24)	43.89	(584)	10.52	(63)	4.27	(9)	5.35	(21)
	515429	DUMERMUTH Monika	16.47	(52)	572.11	(4286)	33.21	(379)	5.99	(30)	-	
	515806	KAMER Nadja	5.12	(14)	43.65	(577)	11.60	(71)	5.25	(17)	7.17	(36)
	515560	SCHILD Martina	5.75	(28)	483.09	(4243)	11.18	(68)	5.05	(16)	50.26	(168)
	515170	STYGER Nadia	5.32	(16)	443.94	(4218)	13.23	(85)	4.36	(10)	76.53	(303)
	515766	SUTER Fabienne	5.06	(13)	36.36	(410)	5.88	(26)	2.59	(3)	3.20	(7)
SWE (3)	505886	KLING Kajsa	26.56	(78)	14.91	(96)	10.57	(64)	29.17	(131)	44.89	(140)
	505632	LINDELL-VIKARBY Jessica	13.74	(44)	21.66	(178)	6.48	(40)	4.86	(15)	5.99	(30)
	505483	PAERSON Anja	3.44	(3)	4.23	(10)	4.52	(13)	3.97	(6)	0.86	(4)
USA (7)	537582	COOK Stacey	5.66	(24)	42.75	(556)	17.21	(118)	20.66	(77)	38.23	(102)
	537565	KELLEHER Keely	26.23	(77)	45.47	(621)	17.71	(126)	16.90	(58)	50.79	(173)
	537545	MANCUSO Julia	5.38	(19)	13.67	(84)	5.54	(19)	5.78	(23)	44.72	(136)
	538038	MARSHALL Chelsea	18.46	(56)	35.37	(386)	22.42	(197)	16.16	(53)	42.41	(125)
	538685	MCKENNIS Alice	23.13	(67)	62.92	(1062)	32.77	(371)	23.57	(89)	54.18	(189)
	538305	SMITH Leanne	16.77	(53)	20.11	(155)	11.05	(67)	10.76	(39)	35.17	(88)
	537544	VONN Lindsey	0.00	(1)	3.26	(6)	5.11	(16)	0.00	(1)	0.00	(1)

LEGEND	DH Downhill	SL Slalom	GS Giant Slalom	SG Super-G	SC Super Combined
---------------	--------------------	------------------	------------------------	-------------------	--------------------------

21-01-2010 / Cortina d'Ampezzo (ITA) / 5827

Page 2/2

Data Processing by LONGINES

www.fis-ski.com


LONGINES Timing

Generation Date: WED 20 JAN 2010

Time: 17:05

Document: 32E 1.0





F.I.S. - F.I.S.I.
SCI CLUB CORTINA
COMUNE DI CORTINA



COPPA DEL MONDO DI SCI FEMMINILE

CORTINA D'AMPEZZO - 22/23/24 GENNAIO 2010



ASSOCIAZIONE PERMANENTE COPPA DEL MONDO DI SCI ALPINO

Cortina Super Ski Trophy
www.cortinaclassic.com



AUDI FIS SKI WORLD CUP 2009/10
Cortina d'Ampezzo (ITA)



5th LADIES' DOWNHILL

THU 21 JAN 2010
Start Time: 10:00

DRAW LIST BY POINTS TRAINING 2

Number of Competitors: 55, Number of NSA: 16 Ranked 100 in the FIS List: WEST A. FIS Pts: 33.81

No.	FIS Code	Name	Nation	WCSL-DH	WCSL-O	FIS-DH
1	537544	VONN Lindsey	USA	734 (1)	1889 (1)	0.00 (1)
2	206001	RIESCH Maria	GER	413 (2)	1600 (2)	2.87 (2)
3	505483	PAERSON Anja	SWE	349 (3)	1179 (4)	3.44 (3)
4	55750	FISCHBACHER Andrea	AUT	274 (4)	669 (8)	4.11 (4)
5	105997	BRYDON Emily	CAN	258 (5)	431 (18)	4.25 (5)
6	296729	FANCHINI Nadia	ITA	244 (7)	642 (9)	4.37 (6)
7	195983	ROLLAND Marion	FRA	220 (8)	277 (32)	4.59 (7)
8	565243	MAZE Tina	SLO	187 (9)	1007 (5)	4.88 (8)
9	196460	MARCHAND-ARVIER Marie	FRA	185 (10)	454 (16)	4.90 (9)
10	55576	GOERGL Elisabeth	AUT	183 (11)	828 (6)	4.92 (10)
11	296008	MERIGHETTI Daniela	ITA	170 (12)	240 (36)	5.03 (11)
12	515766	SUTER Fabienne	SUI	167 (13)	722 (7)	5.06 (12)
13	515806	KAMER Nadja	SUI	160 (14)	302 (30)	5.12 (13)
14	106022	JANYK Britt	CAN	142 (15)	264 (34)	5.28 (14)
15	515170	STYGER Nadia	SUI	138 (16)	340 (24)	5.32 (15)
16	195671	JACQUEMOD Ingrid	FRA	136 (17)	390 (21)	5.34 (16)
17	537545	MANCUSO Julia	USA	131 (19)	307 (27)	5.38 (17)
18	206175	STECHELT Gina	GER	111 (20)	175 (45)	5.56 (18)
19	196573	REVILLET Aurelie	FRA	108 (22)	122 (57)	5.59 (19)
20	515849	DETLING Andrea	SUI	100 (24)	358 (23)	5.66 (20)
21	537582	COOK Stacey	USA	100 (24)	108 (59)	5.66 (21)
22	515573	AUFDENBLATTEN Fraenzi	SUI	95 (27)	340 (24)	5.70 (22)
23	515560	SCHILD Martina	SUI	90 (28)	238 (37)	5.75 (23)
24	55947	FENNINGER Anna	AUT	73 (29)	437 (17)	5.90 (24)
25	296472	FANCHINI Elena	ITA	63 (30)	72 (75)	5.99 (25)
26	296473	SIORPAES Wendy	ITA	57 (31)	81 (67)	6.00 (26)
27	538685	MCKENNIS Alice	USA	49 (32)	58 (83)	23.13 (40)
28	295533	RECCHIA Lucia	ITA	42 (33)	86 (65)	10.35 (29)
29	538038	MARSHALL Chelsea	USA	34 (35)	54 (85)	18.46 (36)
30	495318	RUIZ CASTILLO Carolina	SPA	32 (36)	81 (67)	7.32 (28)
31	355050	WEIRATHER Tina	LIE	32 (36)	79 (70)	20.47 (38)
32	295136	CECCARELLI Daniela	ITA	18 (43)	32 (97)	6.24 (27)
33	565360	STUHEC Ilka	SLO	-	7 (126)	11.71 (30)
34	505632	LINDELL-VIKARBY Jessica	SWE	31 (38)	253 (35)	13.74 (31)
35	296427	SCHNARF Johanna	ITA	5 (47)	107 (60)	15.77 (32)
36	296431	STUFFER Verena	ITA	27 (40)	27 (99)	16.32 (33)

21-01-2010 / Cortina d'Ampezzo (ITA) / 5827

Page 1/2

Data Processing by LONGINES

www.fis-ski.com

LONGINES Timing

Generation Date: WED 20 JAN 2010

Time: 17:05

Document: 45B 1.0




DRAW LIST BY POINTS TRAINING 2

Number of Competitors: 55, Number of NSA: 16 Ranked 100 in the FIS List: WEST A. FIS Pts: 33.81

No.	FIS Code	Name	Nation	WCSL-DH	WCSL-O	FIS-DH
37	515429	DUMERMUTH Monika	SUI	30 (39)	87 (64)	16.47 (34)
38	538305	SMITH Leanne	USA	13 (45)	39 (95)	16.77 (35)
39	375018	COLETTI Alexandra	MON	-	-	18.74 (37)
40	225206	ALCOTT Chemmy	GBR	26 (41)	196 (39)	22.09 (39)
41	537565	KELLEHER Keely	USA	1 (52)	18 (116)	26.23 (41)
42	505886	KLING Kajsa	SWE	1 (52)	27 (99)	26.56 (42)
43	55970	SCHMIDHOFER Nicole	AUT	9 (46)	76 (71)	27.27 (43)
44	55766	MADER Regina	AUT	4 (48)	80 (69)	28.21 (44)
45	465059	MIKLOS Edith	ROU	-	1 (148)	30.86 (45)
46	565320	FERK Marusa	SLO	-	138 (53)	31.46 (46)
47	55806	ALTACHER Margret	AUT	-	20 (112)	32.82 (47)
48	425880	SEJERSTED Lotte Smiseth	NOR	-	3 (137)	> 34.87 (48)
49	106666	RUBENS Shona	CAN	-	6 (131)	> 37.79 (49)
50	297601	BRIGNONE Federica	ITA	-	170 (47)	> 41.37 (50)
51	196851	BERTRAND Olivia	FRA	-	75 (72)	> 46.81 (51)
52	35089	SIMARI BIRKNER Macarena	ARG	-	-	> 48.43 (52)
53	105269	GAGNON Marie-Michele	CAN	-	40 (93)	> 58.67 (53)
54	35079	SIMARI BIRKNER Maria Belen	ARG	-	-	> 71.85 (54)
55	106825	PREFONTAINE Marie-Pier	CAN	-	6 (131)	> 115.04 (55)

LEGEND					
WCSL-DH	World Cup Start List points for Downhill	WCSL-O	Overall WCSL points	No.	Control Number
FIS-DH	FIS points for Downhill				





F.I.S. - F.I.S.I.
SCI CLUB CORTINA
COMUNE DI CORTINA



COPPA DEL MONDO DI SCI FEMMINILE

CORTINA D'AMPEZZO - 22/23/24 GENNAIO 2010



ASSOCIAZIONE PERMANENTE COPPA DEL MONDO DI SCI ALPINO

Cortina Super Ski Trophy
www.cortinaclassic.com



AUDI FIS SKI WORLD CUP 2009/10 Cortina d'Ampezzo (ITA)



5th LADIES' DOWNHILL START LIST TRAINING 2

THU 21 JAN 2010
Start Time: 10:00

Jury			Technical Data	
TD FIS	M. LEONINI	SUI	Course Name	Olympia delle Tofane
Referee	A. SKAARDAL	FIS	Start Altitude	2320 m
Assistant Referee	J. TISCHHAUSER	FIS	Finish Altitude	1560 m
Chief of Race	A. MENARDI	ITA	Vertical Drop	760 m
			Course Length	2605 m
			Homologation Number	8897/05/08

Race Information

Course Setter	J. TISCHHAUSER	FIS		
Number of Gates	39			
Start Time	10:00			
Forerunners	A - S. VARETONI	ITA	E - N. ANGRIMAN	ITA
	B - S. MENARDI	ITA	F - N. MENEGALI	ITA
	C - G. BAGNERA	ITA	G - M. BUGATTI	ITA
	D - M. CORTELLA	ITA		

Number of Competitors: 55, Number of NSA: 16

Bib	FIS Code	Name	Year of Birth	Nation	Time	Ski
1	537582	COOK Stacey	1984	USA		Rossignol
2	538038	MARSHALL Chelsea	1986	USA		Dynastar
3	538685	MCKENNIS Alice	1989	USA		Atomic
4	515849	DETLING Andrea	1987	SUI		Stoekli
5	515573	AUFDENBLATTEN Fraenzi	1981	SUI		Rossignol
6	195671	JACQUEMOD Ingrid	1978	FRA		Salomon
7	55947	FENNINGER Anna	1989	AUT		Head
8	355050	WEIRATHER Tina	1989	LIE		Voelkl
9	495318	RUIZ CASTILLO Carolina	1981	SPA		Salomon
10	515170	STYGER Nadia	1978	SUI		Voelkl
11	296008	MERIGHETTI Daniela	1981	ITA		Salomon
12	195983	ROLLAND Marion	1982	FRA		Rossignol
13	55576	GOERGL Elisabeth	1981	AUT		Head
14	505483	PAERSON Anja	1981	SWE		Head
15	537544	VONN Lindsey	1984	USA		Head
16	295533	RECCHIA Lucia	1980	ITA		Voelkl
17	296729	FANCHINI Nadia	1986	ITA		Dynastar
18	206001	RIESCH Maria	1984	GER		Head
19	55750	FISCHBACHER Andrea	1985	AUT		Atomic
20	105997	BRYDON Emily	1980	CAN		Salomon

21-01-2010 / Cortina d'Ampezzo (ITA) / 5827

Page 1/2

Data Processing by LONGINES

www.fis-ski.com

LONGINES Timing

Generation Date: WED 20 JAN 2010


Time: 17:12

Document: 51A 1.0



Number of Competitors: 55, Number of NSA: 16

Bib	FIS Code	Name	Year of Birth	Nation	Time	Ski
21	565243	MAZE Tina	1983	SLO		Stoeckli
22	196460	MARCHAND-ARVIER Marie	1985	FRA		Rossignol
23	515766	SUTER Fabienne	1985	SUI		Stoeckli
24	106022	JANYK Britt	1980	CAN		Voelkl
25	515806	KAMER Nadja	1986	SUI		Voelkl
26	196573	REVILLET Aurelie	1986	FRA		Salomon
27	296472	FANCHINI Elena	1985	ITA		Dynastar
28	537545	MANCUSO Julia	1984	USA		Rossignol
29	515560	SCHILD Martina	1981	SUI		Voelkl
30	206175	STECHELT Gina	1987	GER		Voelkl
31	296473	SIORPAES Wendy	1985	ITA		Voelkl
32	295136	CECCARELLI Daniela	1975	ITA		Salomon
33	565360	STUHEC Ilka	1990	SLO		Rossignol
34	505632	LINDELL-VIKARBY Jessica	1984	SWE		Rossignol
35	296427	SCHNARF Johanna	1984	ITA		Voelkl
36	296431	STUFFER Verena	1984	ITA		Dynastar
37	515429	DUMERMUTH Monika	1977	SUI		Stoeckli
38	538305	SMITH Leanne	1987	USA		Dynastar
39	375018	COLETTI Alexandra	1983	MON		Voelkl
40	225206	ALCOTT Chemmy	1982	GBR		Voelkl
41	537565	KELLEHER Keely	1984	USA		Atomic
42	505886	KLING Kajsa	1988	SWE		Head
43	55970	SCHMIDHOFER Nicole	1989	AUT		Atomic
44	55766	MADER Regina	1985	AUT		Voelkl
45	465059	MIKLOS Edith	1988	ROU		Voelkl
46	565320	FERK Marusa	1988	SLO		Fischer
47	55806	ALTACHER Margret	1986	AUT		Head
48	425880	SEJERSTED Lotte Smiseth	1991	NOR		
49	106666	RUBENS Shona	1986	CAN		Rossignol
50	297601	BRIGNONE Federica	1990	ITA		Rossignol
51	196851	BERTRAND Olivia	1989	FRA		Dynastar
52	35089	SIMARI BIRKNER Macarena	1984	ARG		Rossignol
53	105269	GAGNON Marie-Michele	1989	CAN		Rossignol
54	35079	SIMARI BIRKNER Maria Belen	1982	ARG		Rossignol
55	106825	PREFONTAINE Marie-Pier	1988	CAN		Rossignol



F.I.S. - F.I.S.I.
SCI CLUB CORTINA
COMUNE DI CORTINA



COPPA DEL MONDO DI SCI FEMMINILE

CORTINA D'AMPEZZO - 22/23/24 GENNAIO 2010



ASSOCIAZIONE PERMANENTE COPPA DEL MONDO DI SCI ALPINO

Cortina Super Ski Trophy
www.cortinaclassic.com



AUDI FIS SKI WORLD CUP 2009/10
Cortina d'Ampezzo (ITA)



5th LADIES' DOWNHILL RESULTS TRAINING 2 BY RANK

THU 21 JAN 2010
Start Time: 10:00

Jury			Technical Data	
TD FIS	M. LEONINI	SUI	Course Name	Olympia delle Tofane
Referee	A. SKAARDAL	FIS	Start Altitude	2320 m
Assistant Referee	J. TISCHHAUSER	FIS	Finish Altitude	1560 m
Chief of Race	A. MENARDI	ITA	Vertical Drop	760 m
			Course Length	2605 m
			Homologation Number	8897/05/08

Race Information

Course Setter	J. TISCHHAUSER	FIS		
Number of Gates	39			
Start Time	10:00			
Forerunners	A - S. VARETONI	ITA	E - N. ANGRIMAN	ITA
	B - S. MENARDI	ITA	F - N. MENEGALI	ITA
	C - G. BAGNERA	ITA	G - M. BUGATTI	ITA
	D - M. CORTELLA	ITA		

Weather: Sunny Snow: Hard Temperature – Start: -7 °C Finish: -5 °C

Number of Competitors: 55, Number of NSA: 16

Rank	Bib	FIS Code	Name	Year of Birth	Nation	Time	Diff.	Dist. (m)	Ski
1	15	537544	VONN Lindsey	1984	USA	1:38.98			Head
2	14	505483	PAERSON Anja	1981	SWE	1:39.55	0.57	14.92	Head
3	17	296729	FANCHINI Nadia	1986	ITA	1:39.97	0.99	25.80	Dynastar
4	29	515560	SCHILD Martina	1981	SUI	1:40.21	1.23	31.97	Voelkl
5	38	538305	SMITH Leanne	1987	USA	1:40.30	1.32	34.28	Dynastar
6	16	295533	RECCHIA Lucia	1980	ITA	1:40.43	1.45	37.61	Voelkl
7	19	55750	FISCHBACHER Andrea	1985	AUT	1:40.53	1.55	40.16	Atomic
8	23	515766	SUTER Fabienne	1985	SUI	1:40.58	1.60	41.44	Stoekli
9	28	537545	MANCUSO Julia	1984	USA	1:40.61	1.63	42.20	Rossignol
10	22	196460	MARCHAND-ARVIER Marie	1985	FRA	1:40.62	1.64	42.46	Rossignol
11	35	296427	SCHNARF Johanna	1984	ITA	1:40.64	1.66	42.97	Voelkl
12	26	196573	REVILLET Aurelie	1986	FRA	1:40.72	1.74	45.00	Salomon
13	1	537582	COOK Stacey	1984	USA	1:40.77	1.79	46.27	Rossignol
14	25	515806	KAMER Nadja	1986	SUI	1:40.86	1.88	48.56	Voelkl
15	10	515170	STYGER Nadia	1978	SUI	1:40.98	2.00	51.59	Voelkl

#703 _____

21-01-2010 / Cortina d'Ampezzo (ITA) / 5827

Page 1/2

Data Processing by LONGINES

www.fis-ski.com

LONGINES Timing

Generation Date: THU 21 JAN 2010

Time: 11:40

Document: 74B 1.0



Number of Competitors: 55, Number of NSA: 16

Rank	Bib	FIS Code	Name	Year of Birth	Nation	Time	Diff.	Dist. (m)	Ski
16	21	565243	MAZE Tina	1983	SLO	1:41.03	2.05	52.86	Stoekli
17	4	515849	DETLING Andrea	1987	SUI	1:41.05	2.07	53.36	Stoekli
18	6	195671	JACQUEMOD Ingrid	1978	FRA	1:41.11	2.13	54.88	Salomon
19	30	206175	STECHELT Gina	1987	GER	1:41.13	2.15	55.38	Voelkl
20	37	515429	DUMERMUTH Monika	1977	SUI	1:41.14	2.16	55.63	Stoekli
21	48	425880	SEJERSTED Lotte Smiseth	1991	NOR	1:41.21	2.23	57.40	
22	8	355050	WEIRATHER Tina	1989	LIE	1:41.25	2.27	58.40	Voelkl
23	3	538685	MCKENNIS Alice	1989	USA	1:41.34	2.36	60.67	Atomic
24	24	106022	JANYK Britt	1980	CAN	1:41.42	2.44	62.67	Voelkl
25	40	225206	ALCOTT Chemmy	1982	GBR	1:41.50	2.52	64.68	Voelkl
26	9	495318	RUIZ CASTILLO Carolina	1981	SPA	1:41.52	2.54	65.18	Salomon
27	36	296431	STUFFER Verena	1984	ITA	1:41.54	2.56	65.68	Dynastar
28	11	296008	MERIGHETTI Daniela	1981	ITA	1:41.57	2.59	66.43	Salomon
29	7	55947	FENNINGER Anna	1989	AUT	1:41.61	2.63	67.43	Head
30	49	106666	RUBENS Shona	1986	CAN	1:41.63	2.65	67.93	Rossignol
30	31	296473	SIORPAES Wendy	1985	ITA	1:41.63	2.65	67.93	Voelkl
32	45	465059	MIKLOS Edith	1988	ROU	1:41.81	2.83	72.41	Voelkl
33	20	105997	BRYDON Emily	1980	CAN	1:41.84	2.86	73.16	Salomon
34	5	515573	AUFDENBLATTEN Fraenzi	1981	SUI	1:41.88	2.90	74.15	Rossignol
35	46	565320	FERK Marusa	1988	SLO	1:41.98	3.00	76.63	Fischer
36	13	55576	GOERGL Elisabeth	1981	AUT	1:42.06	3.08	78.61	Head
37	2	538038	MARSHALL Chelsea	1986	USA	1:42.13	3.15	80.35	Dynastar
38	44	55766	MADER Regina	1985	AUT	1:42.19	3.21	81.83	Voelkl
39	43	55970	SCHMIDHOFER Nicole	1989	AUT	1:42.25	3.27	83.31	Atomic
39	32	295136	CECCARELLI Daniela	1975	ITA	1:42.25	3.27	83.31	Salomon
41	27	296472	FANCHINI Elena	1985	ITA	1:42.28	3.30	84.05	Dynastar
42	34	505632	LINDELL-VIKARBY Jessica	1984	SWE	1:42.45	3.47	88.23	Rossignol
43	47	55806	ALTACHER Margret	1986	AUT	1:42.47	3.49	88.72	Head
44	42	505886	KLING Kajsa	1988	SWE	1:42.55	3.57	90.69	Head
45	50	297601	BRIGNONE Federica	1990	ITA	1:43.41	4.43	111.60	Rossignol
46	18	206001	RIESCH Maria	1984	GER	1:43.55	4.57	114.97	Head
47	41	537565	KELLEHER Keely	1984	USA	1:43.67	4.69	117.85	Atomic
48	33	565360	STUHEC Ilka	1990	SLO	1:43.71	4.73	118.81	Rossignol
49	39	375018	COLETTI Alexandra	1983	MON	1:44.24	5.26	131.45	Voelkl
50	53	105269	GAGNON Marie-Michele	1989	CAN	1:44.90	5.92	147.01	Rossignol
51	52	35089	SIMARI BIRKNER Macarena	1984	ARG	1:46.02	7.04	172.98	Rossignol
52	54	35079	SIMARI BIRKNER Maria Belen	1982	ARG	1:47.38	8.40	203.78	Rossignol
	12	195983	ROLLAND Marion	1982	FRA	DNS			Rossignol
	51	196851	BERTRAND Olivia	1989	FRA	DNS			Dynastar
	55	106825	PREFONTAINE Marie-Pier	1988	CAN	DNS			Rossignol

Technical Delegate:
M. LEONINI (SUI) #703

LEGEND
DNS Did Not Start

21-01-2010 / Cortina d'Ampezzo (ITA) / 5827

Page 2/2

Data Processing by LONGINES

www.fis-ski.com

LONGINES Timing

Generation Date: THU 21 JAN 2010

Time: 11:40

Document: 74B 1.0





F.I.S. - F.I.S.I.
SCI CLUB CORTINA
COMUNE DI CORTINA



COPPA DEL MONDO DI SCI FEMMINILE

CORTINA D'AMPEZZO - 22/23/24 GENNAIO 2010



ASSOCIAZIONE PERMANENTE COPPA DEL MONDO DI SCI ALPINO

Cortina Super Ski Trophy
www.cortinaclassic.com



AUDI FIS SKI WORLD CUP 2009/10 Cortina d'Ampezzo (ITA)



5th LADIES' DOWNHILL RESULTS TRAINING 2 BY BIB

THU 21 JAN 2010
Start Time: 10:00

Jury			Technical Data	
TD FIS	M. LEONINI	SUI	Course Name	Olympia delle Tofane
Referee	A. SKAARDAL	FIS	Start Altitude	2320 m
Assistant Referee	J. TISCHHAUSER	FIS	Finish Altitude	1560 m
Chief of Race	A. MENARDI	ITA	Vertical Drop	760 m
			Course Length	2605 m
			Homologation Number	8897/05/08

Race Information

Course Setter	J. TISCHHAUSER	FIS		
Number of Gates	39			
Start Time	10:00			
Forerunners	A - S. VARETONI	ITA	E - N. ANGRIMAN	ITA
	B - S. MENARDI	ITA	F - N. MENEGALI	ITA
	C - G. BAGNERA	ITA	G - M. BUGATTI	ITA
	D - M. CORTELLA	ITA		

Weather: Sunny Snow: Hard Temperature – Start: -7 °C Finish: -5 °C

Number of Competitors: 55, Number of NSA: 16

Bib	FIS Code	Name	Year of Birth	Nation	Time	Rank	Ski
1	537582	COOK Stacey	1984	USA	1:40.77	(13)	Rossignol
2	538038	MARSHALL Chelsea	1986	USA	1:42.13	(37)	Dynastar
3	538685	MCKENNIS Alice	1989	USA	1:41.34	(23)	Atomic
4	515849	DETLING Andrea	1987	SUI	1:41.05	(17)	Stoekli
5	515573	AUFDENBLATTEN Fraenzi	1981	SUI	1:41.88	(34)	Rossignol
6	195671	JACQUEMOD Ingrid	1978	FRA	1:41.11	(18)	Salomon
7	55947	FENNINGER Anna	1989	AUT	1:41.61	(29)	Head
8	355050	WEIRATHER Tina	1989	LIE	1:41.25	(22)	Voelkl
9	495318	RUIZ CASTILLO Carolina	1981	SPA	1:41.52	(26)	Salomon
10	515170	STYGER Nadia	1978	SUI	1:40.98	(15)	Voelkl
11	296008	MERIGHETTI Daniela	1981	ITA	1:41.57	(28)	Salomon
12	195983	ROLLAND Marion	1982	FRA	DNS		Rossignol
13	55576	GOERGL Elisabeth	1981	AUT	1:42.06	(36)	Head
14	505483	PAERSON Anja	1981	SWE	1:39.55	(2)	Head
15	537544	VONN Lindsey	1984	USA	1:38.98	(1)	Head
16	295533	RECCHIA Lucia	1980	ITA	1:40.43	(6)	Voelkl
17	296729	FANCHINI Nadia	1986	ITA	1:39.97	(3)	Dynastar

21-01-2010 / Cortina d'Ampezzo (ITA) / 5827

Page 1/2

Data Processing by LONGINES

www.fis-ski.com

LONGINES Timing

Generation Date: THU 21 JAN 2010

Time: 11:40

Document: 74A 1.0



Number of Competitors: 55, Number of NSA: 16

Bib	FIS Code	Name	Year of Birth	Nation	Time	Rank	Ski
18	206001	RIESCH Maria	1984	GER	1:43.55	(46)	Head
19	55750	FISCHBACHER Andrea	1985	AUT	1:40.53	(7)	Atomic
20	105997	BRYDON Emily	1980	CAN	1:41.84	(33)	Salomon
21	565243	MAZE Tina	1983	SLO	1:41.03	(16)	Stoeckli
22	196460	MARCHAND-ARVIER Marie	1985	FRA	1:40.62	(10)	Rossignol
23	515766	SUTER Fabienne	1985	SUI	1:40.58	(8)	Stoeckli
24	106022	JANYK Britt	1980	CAN	1:41.42	(24)	Voelkl
25	515806	KAMER Nadja	1986	SUI	1:40.86	(14)	Voelkl
26	196573	REVILLET Aurelie	1986	FRA	1:40.72	(12)	Salomon
27	296472	FANCHINI Elena	1985	ITA	1:42.28	(41)	Dynastar
28	537545	MANCUSO Julia	1984	USA	1:40.61	(9)	Rossignol
29	515560	SCHILD Martina	1981	SUI	1:40.21	(4)	Voelkl
30	206175	STECHERT Gina	1987	GER	1:41.13	(19)	Voelkl
31	296473	SIORPAES Wendy	1985	ITA	1:41.63	(30)	Voelkl
32	295136	CECCARELLI Daniela	1975	ITA	1:42.25	(39)	Salomon
33	565360	STUHEC Ilka	1990	SLO	1:43.71	(48)	Rossignol
34	505632	LINDELL-VIKARBY Jessica	1984	SWE	1:42.45	(42)	Rossignol
35	296427	SCHNARF Johanna	1984	ITA	1:40.64	(11)	Voelkl
36	296431	STUFFER Verena	1984	ITA	1:41.54	(27)	Dynastar
37	515429	DUMERMUTH Monika	1977	SUI	1:41.14	(20)	Stoeckli
38	538305	SMITH Leanne	1987	USA	1:40.30	(5)	Dynastar
39	375018	COLETTI Alexandra	1983	MON	1:44.24	(49)	Voelkl
40	225206	ALCOTT Chemmy	1982	GBR	1:41.50	(25)	Voelkl
41	537565	KELLEHER Keely	1984	USA	1:43.67	(47)	Atomic
42	505886	KLING Kajsa	1988	SWE	1:42.55	(44)	Head
43	55970	SCHMIDHOFER Nicole	1989	AUT	1:42.25	(39)	Atomic
44	55766	MADER Regina	1985	AUT	1:42.19	(38)	Voelkl
45	465059	MIKLOS Edith	1988	ROU	1:41.81	(32)	Voelkl
46	565320	FERK Marusa	1988	SLO	1:41.98	(35)	Fischer
47	55806	ALTACHER Margret	1986	AUT	1:42.47	(43)	Head
48	425880	SEJERSTED Lotte Smiseth	1991	NOR	1:41.21	(21)	
49	106666	RUBENS Shona	1986	CAN	1:41.63	(30)	Rossignol
50	297601	BRIGNONE Federica	1990	ITA	1:43.41	(45)	Rossignol
51	196851	BERTRAND Olivia	1989	FRA	DNS		Dynastar
52	35089	SIMARI BIRKNER Macarena	1984	ARG	1:46.02	(51)	Rossignol
53	105269	GAGNON Marie-Michele	1989	CAN	1:44.90	(50)	Rossignol
54	35079	SIMARI BIRKNER Maria Belen	1982	ARG	1:47.38	(52)	Rossignol
55	106825	PREFONTAINE Marie-Pier	1988	CAN	DNS		Rossignol

LEGEND
DNS Did Not Start

21-01-2010 / Cortina d'Ampezzo (ITA) / 5827

Page 2/2

Data Processing by LONGINES

www.fis-ski.com

LONGINES Timing

Generation Date: THU 21 JAN 2010

Time: 11:40

Document: 74A 1.0





F.I.S. - F.I.S.I.
SCI CLUB CORTINA
COMUNE DI CORTINA



COPPA DEL MONDO DI SCI FEMMINILE

CORTINA D'AMPEZZO - 22/23/24 GENNAIO 2010



ASSOCIAZIONE PERMANENTE COPPA DEL MONDO DI SCI ALPINO

Cortina Super Ski Trophy
www.cortinaclassic.com



AUDI FIS SKI WORLD CUP 2009/10 Cortina d'Ampezzo (ITA)



5th LADIES' DOWNHILL

THU 21 JAN 2010

PERFORMANCE ANALYSIS 1 TRAINING 2

Number of Competitors: 52

Rank	Bib	Name	Nation	Positions			Partials			Difference		Speed		
				Pos.	Time	Rank	Pos.	Time	Rank	Time	Dist(m)	Pos.	Km/h	Rank
1	15	VONN Lindsey	USA	Int1:	35.24	(4)	I1-I2:	23.47	(3)	0.23		Sp1:	106.09	(1)
				Int2:	58.71	(2)	I2-I3:	20.63	(2)	0.19				
				Int3:	1:19.34	(2)	I3-Fin:	19.64	(1)	0.55				
				Fin:	1:38.98	(1)				0.00	0.00	Avg.:	94.75	
2	14	PAERSON Anja	SWE	Int1:	35.07	(2)	I1-I2:	23.45	(1)	0.06		Sp1:	103.77	(8)
				Int2:	58.52	(1)	I2-I3:	20.27	(1)	0.00				
				Int3:	1:18.79	(1)	I3-Fin:	20.76	(43)	0.00				
				Fin:	1:39.55	(2)				0.57	14.92	Avg.:	94.20	
3	17	FANCHINI Nadia	ITA	Int1:	35.18	(3)	I1-I2:	23.92	(16)	0.17		Sp1:	102.15	(16)
				Int2:	59.10	(5)	I2-I3:	20.93	(11)	0.58				
				Int3:	1:20.03	(3)	I3-Fin:	19.94	(5)	1.24				
				Fin:	1:39.97	(3)				0.99	25.80	Avg.:	93.81	
4	29	SCHILD Martina	SUI	Int1:	35.47	(10)	I1-I2:	23.88	(12)	0.46		Sp1:	103.98	(6)
				Int2:	59.35	(10)	I2-I3:	20.84	(6)	0.83				
				Int3:	1:20.19	(6)	I3-Fin:	20.02	(7)	1.40				
				Fin:	1:40.21	(4)				1.23	31.97	Avg.:	93.58	
5	38	SMITH Leanne	USA	Int1:	35.80	(29)	I1-I2:	23.46	(2)	0.79		Sp1:	102.95	(11)
				Int2:	59.26	(7)	I2-I3:	20.95	(12)	0.74				
				Int3:	1:20.21	(7)	I3-Fin:	20.09	(8)	1.42				
				Fin:	1:40.30	(5)				1.32	34.28	Avg.:	93.50	
6	16	RECCHIA Lucia	ITA	Int1:	35.01	(1)	I1-I2:	24.10	(26)	0.00		Sp1:	102.75	(13)
				Int2:	59.11	(6)	I2-I3:	20.97	(14)	0.59				
				Int3:	1:20.08	(4)	I3-Fin:	20.35	(19)	1.29				
				Fin:	1:40.43	(6)				1.45	37.61	Avg.:	93.38	
7	19	FISCHBACHER Andrea	AUT	Int1:	35.58	(13)	I1-I2:	23.89	(14)	0.57		Sp1:	104.19	(5)
				Int2:	59.47	(14)	I2-I3:	20.66	(3)	0.95				
				Int3:	1:20.13	(5)	I3-Fin:	20.40	(22)	1.34				
				Fin:	1:40.53	(7)				1.55	40.16	Avg.:	93.29	
8	23	SUTER Fabienne	SUI	Int1:	35.42	(7)	I1-I2:	23.90	(15)	0.41		Sp1:	100.57	(24)
				Int2:	59.32	(9)	I2-I3:	20.91	(10)	0.80				
				Int3:	1:20.23	(8)	I3-Fin:	20.35	(19)	1.44				
				Fin:	1:40.58	(8)				1.60	41.44	Avg.:	93.24	
9	28	MANCUSO Julia	USA	Int1:	35.32	(5)	I1-I2:	24.06	(24)	0.31		Sp1:	99.23	(34)
				Int2:	59.38	(11)	I2-I3:	21.14	(21)	0.86				
				Int3:	1:20.52	(11)	I3-Fin:	20.09	(8)	1.73				
				Fin:	1:40.61	(9)				1.63	42.20	Avg.:	93.21	
10	22	MARCHAND-ARVIER Marie	FRA	Int1:	36.00	(37)	I1-I2:	23.65	(7)	0.99		Sp1:	104.81	(2)
				Int2:	59.65	(18)	I2-I3:	20.74	(5)	1.13				
				Int3:	1:20.39	(9)	I3-Fin:	20.23	(14)	1.60				
				Fin:	1:40.62	(10)				1.64	42.46	Avg.:	93.20	

21-01-2010 / Cortina d'Ampezzo (ITA) / 5827

Page 1/5

Data Processing by LONGINES

www.fis-ski.com

LONGINES Timing

Generation Date: THU 21 JAN 2010

Time: 11:37

Document: 77A 1.0



PERFORMANCE ANALYSIS 1 TRAINING 2

Number of Competitors: 52

Rank	Bib	Name	Nation	Positions			Partials			Difference		Speed		
				Pos.	Time	Rank	Pos.	Time	Rank	Time	Dist(m)	Pos.	Km/h	Rank
11	35	SCHNARF Johanna	ITA	Int1: 35.86 (33)			I1-I2: 24.11 (27)			0.85		Sp1: 103.16 (9)		
				Int2: 59.97 (31)			I2-I3: 20.67 (4)			1.45				
				Int3: 1:20.64 (15)			I3-Fin: 20.00 (6)			1.85				
				Fin: 1:40.64 (11)						1.66	42.97	Avg.: 93.18		
12	26	REVILLET Aurelie	FRA	Int1: 35.77 (27)			I1-I2: 23.82 (10)			0.76		Sp1: 101.16 (21)		
				Int2: 59.59 (16)			I2-I3: 21.47 (36)			1.07				
				Int3: 1:21.06 (25)			I3-Fin: 19.66 (2)			2.27				
				Fin: 1:40.72 (12)						1.74	45.00	Avg.: 93.11		
13	1	COOK Stacey	USA	Int1: 35.36 (6)			I1-I2: 23.53 (4)			0.35		Sp1: 96.30 (48)		
				Int2: 58.89 (3)			I2-I3: 21.76 (46)			0.37				
				Int3: 1:20.65 (16)			I3-Fin: 20.12 (10)			1.86				
				Fin: 1:40.77 (13)						1.79	46.27	Avg.: 93.06		
14	25	KAMER Nadja	SUI	Int1: 35.69 (18)			I1-I2: 23.59 (6)			0.68		Sp1: 100.57 (24)		
				Int2: 59.28 (8)			I2-I3: 21.24 (27)			0.76				
				Int3: 1:20.52 (11)			I3-Fin: 20.34 (18)			1.73				
				Fin: 1:40.86 (14)						1.88	48.56	Avg.: 92.98		
15	10	STYGER Nadia	SUI	Int1: 35.47 (10)			I1-I2: 23.92 (16)			0.46		Sp1: 102.35 (14)		
				Int2: 59.39 (12)			I2-I3: 21.12 (20)			0.87				
				Int3: 1:20.51 (10)			I3-Fin: 20.47 (28)			1.72				
				Fin: 1:40.98 (15)						2.00	51.59	Avg.: 92.87		
16	21	MAZE Tina	SLO	Int1: 35.81 (30)			I1-I2: 24.13 (31)			0.80		Sp1: 101.35 (18)		
				Int2: 59.94 (30)			I2-I3: 21.22 (25)			1.42				
				Int3: 1:21.16 (29)			I3-Fin: 19.87 (3)			2.37				
				Fin: 1:41.03 (16)						2.05	52.86	Avg.: 92.82		
17	4	DETLING Andrea	SUI	Int1: 35.74 (24)			I1-I2: 23.98 (20)			0.73		Sp1: 100.57 (24)		
				Int2: 59.72 (23)			I2-I3: 20.90 (8)			1.20				
				Int3: 1:20.62 (14)			I3-Fin: 20.43 (26)			1.83				
				Fin: 1:41.05 (17)						2.07	53.36	Avg.: 92.81		
18	6	JACQUEMOD Ingrid	FRA	Int1: 35.73 (21)			I1-I2: 23.84 (11)			0.72		Sp1: 101.16 (21)		
				Int2: 59.57 (15)			I2-I3: 20.95 (12)			1.05				
				Int3: 1:20.52 (11)			I3-Fin: 20.59 (36)			1.73				
				Fin: 1:41.11 (18)						2.13	54.88	Avg.: 92.75		
19	30	STECHERT Gina	GER	Int1: 35.73 (21)			I1-I2: 24.04 (23)			0.72		Sp1: 97.93 (43)		
				Int2: 59.77 (24)			I2-I3: 21.14 (21)			1.25				
				Int3: 1:20.91 (20)			I3-Fin: 20.22 (13)			2.12				
				Fin: 1:41.13 (19)						2.15	55.38	Avg.: 92.73		
20	37	DUMERMUTH Monika	SUI	Int1: 35.73 (21)			I1-I2: 24.12 (29)			0.72		Sp1: 99.42 (33)		
				Int2: 59.85 (28)			I2-I3: 20.88 (7)			1.33				
				Int3: 1:20.73 (17)			I3-Fin: 20.41 (23)			1.94				
				Fin: 1:41.14 (20)						2.16	55.63	Avg.: 92.72		
21	48	SEJERSTED Lotte Smiseth	NOR	Int1: 35.46 (9)			I1-I2: 24.25 (41)			0.45		Sp1: 99.80 (30)		
				Int2: 59.71 (21)			I2-I3: 21.04 (17)			1.19				
				Int3: 1:20.75 (18)			I3-Fin: 20.46 (27)			1.96				
				Fin: 1:41.21 (21)						2.23	57.40	Avg.: 92.66		
22	8	WEIRATHER Tina	LIE	Int1: 35.63 (15)			I1-I2: 24.00 (21)			0.62		Sp1: 103.98 (6)		
				Int2: 59.63 (17)			I2-I3: 21.48 (37)			1.11				
				Int3: 1:21.11 (26)			I3-Fin: 20.14 (11)			2.32				
				Fin: 1:41.25 (22)						2.27	58.40	Avg.: 92.62		
23	3	MCKENNIS Alice	USA	Int1: 36.14 (40)			I1-I2: 23.66 (8)			1.13		Sp1: 102.15 (16)		
				Int2: 59.80 (25)			I2-I3: 21.03 (16)			1.28				
				Int3: 1:20.83 (19)			I3-Fin: 20.51 (30)			2.04				
				Fin: 1:41.34 (23)						2.36	60.67	Avg.: 92.54		

PERFORMANCE ANALYSIS 1 TRAINING 2

Number of Competitors: 52

Rank	Bib	Name	Nation	Positions			Partials			Difference		Speed		
				Pos.	Time	Rank	Pos.	Time	Rank	Time	Dist(m)	Pos.	Km/h	Rank
24	24	JANYK Britt	CAN	Int1: 35.68 (17)	Int2: 59.82 (27)	Int3: 1:21.21 (31)	Fin: 1:41.42 (24)	I1-I2: 24.14 (34)	I2-I3: 21.39 (34)	I3-Fin: 20.21 (12)	0.67 1.30 2.42 2.44	62.67	Sp1: 101.35 (18)	Avg.: 92.47
25	40	ALCOTT Chemmy	GBR	Int1: 36.15 (42)	Int2: 1:00.26 (39)	Int3: 1:21.57 (39)	Fin: 1:41.50 (25)	I1-I2: 24.11 (27)	I2-I3: 21.31 (30)	I3-Fin: 19.93 (4)	1.14 1.74 2.78 2.52	64.68	Sp1: 102.95 (11)	Avg.: 92.39
26	9	RUIZ CASTILLO Carolina	SPA	Int1: 35.52 (12)	Int2: 59.40 (13)	Int3: 1:20.97 (22)	Fin: 1:41.52 (26)	I1-I2: 23.88 (12)	I2-I3: 21.57 (41)	I3-Fin: 20.55 (32)	0.51 0.88 2.18 2.54	65.18	Sp1: 100.57 (24)	Avg.: 92.38
27	36	STUFFER Verena	ITA	Int1: 35.85 (32)	Int2: 59.65 (18)	Int3: 1:21.04 (23)	Fin: 1:41.54 (27)	I1-I2: 23.80 (9)	I2-I3: 21.39 (34)	I3-Fin: 20.50 (29)	0.84 1.13 2.25 2.56	65.68	Sp1: 99.23 (34)	Avg.: 92.36
28	11	MERIGHETTI Daniela	ITA	Int1: 35.76 (26)	Int2: 59.71 (21)	Int3: 1:20.93 (21)	Fin: 1:41.57 (28)	I1-I2: 23.95 (19)	I2-I3: 21.22 (25)	I3-Fin: 20.64 (39)	0.75 1.19 2.14 2.59	66.43	Sp1: 97.20 (47)	Avg.: 92.33
29	7	FENNINGER Anna	AUT	Int1: 36.27 (46)	Int2: 1:00.30 (40)	Int3: 1:21.20 (30)	Fin: 1:41.61 (29)	I1-I2: 24.03 (22)	I2-I3: 20.90 (8)	I3-Fin: 20.41 (23)	1.26 1.78 2.41 2.63	67.43	Sp1: 104.81 (2)	Avg.: 92.29
30	49	RUBENS Shona	CAN	Int1: 35.78 (28)	Int2: 1:00.08 (35)	Int3: 1:21.35 (34)	Fin: 1:41.63 (30)	I1-I2: 24.30 (42)	I2-I3: 21.27 (29)	I3-Fin: 20.28 (15)	0.77 1.56 2.56 2.65	67.93	Sp1: 100.96 (23)	Avg.: 92.28
30	31	SIORPAES Wendy	ITA	Int1: 35.92 (34)	Int2: 1:00.04 (33)	Int3: 1:21.05 (24)	Fin: 1:41.63 (30)	I1-I2: 24.12 (29)	I2-I3: 21.01 (15)	I3-Fin: 20.58 (35)	0.91 1.52 2.26 2.65	67.93	Sp1: 102.35 (14)	Avg.: 92.28
32	45	MIKLOS Edith	ROU	Int1: 35.66 (16)	Int2: 59.80 (25)	Int3: 1:21.12 (27)	Fin: 1:41.81 (32)	I1-I2: 24.14 (34)	I2-I3: 21.32 (31)	I3-Fin: 20.69 (40)	0.65 1.28 2.33 2.83	72.41	Sp1: 99.23 (34)	Avg.: 92.11
33	20	BRYDON Emily	CAN	Int1: 36.22 (44)	Int2: 1:00.42 (44)	Int3: 1:21.53 (35)	Fin: 1:41.84 (33)	I1-I2: 24.20 (38)	I2-I3: 21.11 (19)	I3-Fin: 20.31 (17)	1.21 1.90 2.74 2.86	73.16	Sp1: 101.35 (18)	Avg.: 92.09
34	5	AUFDENBLATTEN Fraenzi	SUI	Int1: 35.83 (31)	Int2: 1:00.06 (34)	Int3: 1:21.14 (28)	Fin: 1:41.88 (34)	I1-I2: 24.23 (39)	I2-I3: 21.08 (18)	I3-Fin: 20.74 (42)	0.82 1.54 2.35 2.90	74.15	Sp1: 100.57 (24)	Avg.: 92.05
35	46	FERK Marusa	SLO	Int1: 35.70 (19)	Int2: 1:00.35 (41)	Int3: 1:21.69 (43)	Fin: 1:41.98 (35)	I1-I2: 24.65 (47)	I2-I3: 21.34 (33)	I3-Fin: 20.29 (16)	0.69 1.83 2.90 3.00	76.63	Sp1: 98.49 (41)	Avg.: 91.96
36	13	GOERGL Elisabeth	AUT	Int1: 36.02 (38)	Int2: 1:00.15 (37)	Int3: 1:21.34 (33)	Fin: 1:42.06 (36)	I1-I2: 24.13 (31)	I2-I3: 21.19 (24)	I3-Fin: 20.72 (41)	1.01 1.63 2.55 3.08	78.61	Sp1: 104.81 (2)	Avg.: 91.89

PERFORMANCE ANALYSIS 1 TRAINING 2

Number of Competitors: 52

Rank	Bib	Name	Nation	Positions			Partials			Difference		Speed	
				Pos.	Time	Rank	Pos.	Time	Rank	Time	Dist(m)	Pos.	Km/h
37	2	MARSHALL Chelsea	USA	Int1: 36.08 (39) Int2: 1:00.02 (32) Int3: 1:21.56 (37) Fin: 1:42.13 (37)	I1-I2: 23.94 (18) I2-I3: 21.54 (39) I3-Fin: 20.57 (34)	1.07 1.50 2.77 3.15	80.35	Sp1: 97.93 (43) Avg.: 91.82					
38	44	MADER Regina	AUT	Int1: 35.72 (20) Int2: 59.88 (29) Int3: 1:21.64 (40) Fin: 1:42.19 (38)	I1-I2: 24.16 (37) I2-I3: 21.76 (46) I3-Fin: 20.55 (32)	0.71 1.36 2.85 3.21	81.83	Sp1: 98.86 (39) Avg.: 91.77					
39	43	SCHMIDHOFER Nicole	AUT	Int1: 35.60 (14) Int2: 59.68 (20) Int3: 1:21.33 (32) Fin: 1:42.25 (39)	I1-I2: 24.08 (25) I2-I3: 21.65 (43) I3-Fin: 20.92 (46)	0.59 1.16 2.54 3.27	83.31	Sp1: 91.90 (52) Avg.: 91.72					
39	32	CECCARELLI Daniela	ITA	Int1: 36.14 (40) Int2: 1:00.62 (45) Int3: 1:21.88 (45) Fin: 1:42.25 (39)	I1-I2: 24.48 (44) I2-I3: 21.26 (28) I3-Fin: 20.37 (21)	1.13 2.10 3.09 3.27	83.31	Sp1: 103.16 (9) Avg.: 91.72					
41	27	FANCHINI Elena	ITA	Int1: 35.96 (36) Int2: 1:00.09 (36) Int3: 1:21.65 (41) Fin: 1:42.28 (41)	I1-I2: 24.13 (31) I2-I3: 21.56 (40) I3-Fin: 20.63 (38)	0.95 1.57 2.86 3.30	84.05	Sp1: 100.57 (24) Avg.: 91.69					
42	34	LINDELL-VIKARBY Jessica	SWE	Int1: 36.22 (44) Int2: 1:00.36 (42) Int3: 1:21.68 (42) Fin: 1:42.45 (42)	I1-I2: 24.14 (34) I2-I3: 21.32 (31) I3-Fin: 20.77 (44)	1.21 1.84 2.89 3.47	88.23	Sp1: 97.38 (46) Avg.: 91.54					
43	47	ALTACHER Margret	AUT	Int1: 35.93 (35) Int2: 1:00.16 (38) Int3: 1:21.85 (44) Fin: 1:42.47 (43)	I1-I2: 24.23 (39) I2-I3: 21.69 (44) I3-Fin: 20.62 (37)	0.92 1.64 3.06 3.49	88.72	Sp1: 99.80 (30) Avg.: 91.52					
44	42	KLING Kajsa	SWE	Int1: 35.74 (24) Int2: 1:00.38 (43) Int3: 1:21.54 (36) Fin: 1:42.55 (44)	I1-I2: 24.64 (46) I2-I3: 21.16 (23) I3-Fin: 21.01 (48)	0.73 1.86 2.75 3.57	90.69	Sp1: 98.67 (40) Avg.: 91.45					
45	50	BRIGNONE Federica	ITA	Int1: 36.19 (43) Int2: 1:00.81 (46) Int3: 1:22.29 (46) Fin: 1:43.41 (45)	I1-I2: 24.62 (45) I2-I3: 21.48 (37) I3-Fin: 21.12 (49)	1.18 2.29 3.50 4.43	111.60	Sp1: 97.75 (45) Avg.: 90.69					
46	18	RIESCH Maria	GER	Int1: 35.42 (7) Int2: 58.95 (4) Int3: 1:21.56 (37) Fin: 1:43.55 (46)	I1-I2: 23.53 (4) I2-I3: 22.61 (52) I3-Fin: 21.99 (52)	0.41 0.43 2.77 4.57	114.97	Sp1: 92.38 (51) Avg.: 90.56					
47	41	KELLEHER Keely	USA	Int1: 36.84 (48) Int2: 1:01.16 (47) Int3: 1:22.75 (47) Fin: 1:43.67 (47)	I1-I2: 24.32 (43) I2-I3: 21.59 (42) I3-Fin: 20.92 (46)	1.83 2.64 3.96 4.69	117.85	Sp1: 99.05 (37) Avg.: 90.46					
48	33	STUHEC Ilka	SLO	Int1: 36.66 (47) Int2: 1:01.56 (48) Int3: 1:23.30 (48) Fin: 1:43.71 (48)	I1-I2: 24.90 (49) I2-I3: 21.74 (45) I3-Fin: 20.41 (23)	1.65 3.04 4.51 4.73	118.81	Sp1: 99.05 (37) Avg.: 90.43					
49	39	COLETTI Alexandra	MON	Int1: 37.03 (51) Int2: 1:01.72 (49) Int3: 1:23.72 (49) Fin: 1:44.24 (49)	I1-I2: 24.69 (48) I2-I3: 22.00 (48) I3-Fin: 20.52 (31)	2.02 3.20 4.93 5.26	131.45	Sp1: 99.80 (30) Avg.: 89.97					



PERFORMANCE ANALYSIS 1 TRAINING 2

Number of Competitors: 52

Rank	Bib	Name	Nation	Positions			Partials			Difference		Speed		
				Pos.	Time	Rank	Pos.	Time	Rank	Time	Dist(m)	Pos.	Km/h	Rank
50	53	GAGNON Marie-Michele	CAN	Int1:	36.89	(50)	I1-I2:	25.02	(50)	1.88		Sp1:	98.30	(42)
				Int2:	1:01.91	(50)	I2-I3:	22.08	(49)	3.39				
				Int3:	1:23.99	(50)	I3-Fin:	20.91	(45)	5.20	147.01	Avg.:	89.40	
				Fin:	1:44.90	(50)				5.92				
51	52	SIMARI BIRKNER Macarena	ARG	Int1:	36.86	(49)	I1-I2:	25.42	(51)	1.85		Sp1:	96.30	(48)
				Int2:	1:02.28	(51)	I2-I3:	22.19	(50)	3.76				
				Int3:	1:24.47	(51)	I3-Fin:	21.55	(50)	5.68	172.98	Avg.:	88.46	
				Fin:	1:46.02	(51)				7.04				
52	54	SIMARI BIRKNER Maria Belen	ARG	Int1:	37.26	(52)	I1-I2:	25.70	(52)	2.25		Sp1:	94.56	(50)
				Int2:	1:02.96	(52)	I2-I3:	22.54	(51)	4.44				
				Int3:	1:25.50	(52)	I3-Fin:	21.88	(51)	6.71	203.78	Avg.:	87.33	
				Fin:	1:47.38	(52)				8.40				

LEGEND							
Pos	Intermediate or Speed Position	Dist(m)	Distance behind the first	Int2:	Intermediate 2	Sp1:	Speed Trap 1
Avg.	Average Speed for the race	Int1:	Intermediate 1	Int3:	Intermediate 3	Fin:	Finish

21-01-2010 / Cortina d'Ampezzo (ITA) / 5827

Page 5/5

Data Processing by LONGINES

www.fis-ski.com


LONGINES Timing

Generation Date: THU 21 JAN 2010

Time: 11:37

Document: 77A 1.0





F.I.S. - F.I.S.I.
SCI CLUB CORTINA
COMUNE DI CORTINA



COPPA DEL MONDO DI SCI FEMMINILE

CORTINA D'AMPEZZO - 22/23/24 GENNAIO 2010



ASSOCIAZIONE PERMANENTE COPPA DEL MONDO DI SCI ALPINO

Cortina Super Ski Trophy
www.cortinaclassic.com



AUDI FIS SKI WORLD CUP 2009/10 Cortina d'Ampezzo (ITA)



5th LADIES' DOWNHILL

THU 21 JAN 2010

PERFORMANCE ANALYSIS 2 TRAINING 2

Number of Competitors: 55

Bib	Name	Nation	Positions			Partials			Difference		Speed					
			Pos.	Time	Rank	Pos.	Time	Rank	Time	Dist(m)	Pos.	Km/h	Rank			
1	COOK Stacey	USA	Int1: 35.36 (6)	Int2: 58.89 (3)	Int3: 1:20.65 (16)	Fin: 1:40.77 (13)	I1-I2: 23.53 (4)	I2-I3: 21.76 (46)	I3-Fin: 20.12 (10)	0.35	0.37	1.86	1.79	46.27	Sp1: 96.30 (48)	Avg.: 93.06
2	MARSHALL Chelsea	USA	Int1: 36.08 (39)	Int2: 1:00.02 (32)	Int3: 1:21.56 (37)	Fin: 1:42.13 (37)	I1-I2: 23.94 (18)	I2-I3: 21.54 (39)	I3-Fin: 20.57 (34)	1.07	1.50	2.77	3.15	80.35	Sp1: 97.93 (43)	Avg.: 91.82
3	MCKENNIS Alice	USA	Int1: 36.14 (40)	Int2: 59.80 (25)	Int3: 1:20.83 (19)	Fin: 1:41.34 (23)	I1-I2: 23.66 (8)	I2-I3: 21.03 (16)	I3-Fin: 20.51 (30)	1.13	1.28	2.04	2.36	60.67	Sp1: 102.15 (16)	Avg.: 92.54
4	DETLING Andrea	SUI	Int1: 35.74 (24)	Int2: 59.72 (23)	Int3: 1:20.62 (14)	Fin: 1:41.05 (17)	I1-I2: 23.98 (20)	I2-I3: 20.90 (8)	I3-Fin: 20.43 (26)	0.73	1.20	1.83	2.07	53.36	Sp1: 100.57 (24)	Avg.: 92.81
5	AUFDENBLATTEN Fraenzi	SUI	Int1: 35.83 (31)	Int2: 1:00.06 (34)	Int3: 1:21.14 (28)	Fin: 1:41.88 (34)	I1-I2: 24.23 (39)	I2-I3: 21.08 (18)	I3-Fin: 20.74 (42)	0.82	1.54	2.35	2.90	74.15	Sp1: 100.57 (24)	Avg.: 92.05
6	JACQUEMOD Ingrid	FRA	Int1: 35.73 (21)	Int2: 59.57 (15)	Int3: 1:20.52 (11)	Fin: 1:41.11 (18)	I1-I2: 23.84 (11)	I2-I3: 20.95 (12)	I3-Fin: 20.59 (36)	0.72	1.05	1.73	2.13	54.88	Sp1: 101.16 (21)	Avg.: 92.75
7	FENNINGER Anna	AUT	Int1: 36.27 (46)	Int2: 1:00.30 (40)	Int3: 1:21.20 (30)	Fin: 1:41.61 (29)	I1-I2: 24.03 (22)	I2-I3: 20.90 (8)	I3-Fin: 20.41 (23)	1.26	1.78	2.41	2.63	67.43	Sp1: 104.81 (2)	Avg.: 92.29
8	WEIRATHER Tina	LIE	Int1: 35.63 (15)	Int2: 59.63 (17)	Int3: 1:21.11 (26)	Fin: 1:41.25 (22)	I1-I2: 24.00 (21)	I2-I3: 21.48 (37)	I3-Fin: 20.14 (11)	0.62	1.11	2.32	2.27	58.40	Sp1: 103.98 (6)	Avg.: 92.62
9	RUIZ CASTILLO Carolina	SPA	Int1: 35.52 (12)	Int2: 59.40 (13)	Int3: 1:20.97 (22)	Fin: 1:41.52 (26)	I1-I2: 23.88 (12)	I2-I3: 21.57 (41)	I3-Fin: 20.55 (32)	0.51	0.88	2.18	2.54	65.18	Sp1: 100.57 (24)	Avg.: 92.38
10	STYGER Nadia	SUI	Int1: 35.47 (10)	Int2: 59.39 (12)	Int3: 1:20.51 (10)	Fin: 1:40.98 (15)	I1-I2: 23.92 (16)	I2-I3: 21.12 (20)	I3-Fin: 20.47 (28)	0.46	0.87	1.72	2.00	51.59	Sp1: 102.35 (14)	Avg.: 92.87

21-01-2010 / Cortina d'Ampezzo (ITA) / 5827

Page 1/5

Data Processing by LONGINES

www.fis-ski.com

LONGINES Timing

Generation Date: THU 21 JAN 2010

Time: 11:37

Document: 77B 1.0



PERFORMANCE ANALYSIS 2 TRAINING 2

Number of Competitors: 55

Bib	Name	Nation	Positions			Partials			Difference		Speed		
			Pos.	Time	Rank	Pos.	Time	Rank	Time	Dist(m)	Pos.	Km/h	Rank
11	MERIGHETTI Daniela	ITA	Int1: 35.76 (26)	Int2: 59.71 (21)	Int3: 1:20.93 (21)	Fin: 1:41.57 (28)	I1-I2: 23.95 (19)	I2-I3: 21.22 (25)	I3-Fin: 20.64 (39)	0.75 1.19 2.14 2.59	66.43	Sp1: 97.20 (47)	Avg.: 92.33
12	ROLLAND Marion	FRA	Int1: Int2: Int3: Fin: DNS				I1-I2: I2-I3: I3-Fin:					Sp1:	Avg.:
13	GOERGL Elisabeth	AUT	Int1: 36.02 (38)	Int2: 1:00.15 (37)	Int3: 1:21.34 (33)	Fin: 1:42.06 (36)	I1-I2: 24.13 (31)	I2-I3: 21.19 (24)	I3-Fin: 20.72 (41)	1.01 1.63 2.55 3.08	78.61	Sp1: 104.81 (2)	Avg.: 91.89
14	PAERSON Anja	SWE	Int1: 35.07 (2)	Int2: 58.52 (1)	Int3: 1:18.79 (1)	Fin: 1:39.55 (2)	I1-I2: 23.45 (1)	I2-I3: 20.27 (1)	I3-Fin: 20.76 (43)	0.06 0.00 0.00 0.57	14.92	Sp1: 103.77 (8)	Avg.: 94.20
15	VONN Lindsey	USA	Int1: 35.24 (4)	Int2: 58.71 (2)	Int3: 1:19.34 (2)	Fin: 1:38.98 (1)	I1-I2: 23.47 (3)	I2-I3: 20.63 (2)	I3-Fin: 19.64 (1)	0.23 0.19 0.55 0.00	0.00	Sp1: 106.09 (1)	Avg.: 94.75
16	RECCHIA Lucia	ITA	Int1: 35.01 (1)	Int2: 59.11 (6)	Int3: 1:20.08 (4)	Fin: 1:40.43 (6)	I1-I2: 24.10 (26)	I2-I3: 20.97 (14)	I3-Fin: 20.35 (19)	0.00 0.59 1.29 1.45	37.61	Sp1: 102.75 (13)	Avg.: 93.38
17	FANCHINI Nadia	ITA	Int1: 35.18 (3)	Int2: 59.10 (5)	Int3: 1:20.03 (3)	Fin: 1:39.97 (3)	I1-I2: 23.92 (16)	I2-I3: 20.93 (11)	I3-Fin: 19.94 (5)	0.17 0.58 1.24 0.99	25.80	Sp1: 102.15 (16)	Avg.: 93.81
18	RIESCH Maria	GER	Int1: 35.42 (7)	Int2: 58.95 (4)	Int3: 1:21.56 (37)	Fin: 1:43.55 (46)	I1-I2: 23.53 (4)	I2-I3: 22.61 (52)	I3-Fin: 21.99 (52)	0.41 0.43 2.77 4.57	114.97	Sp1: 92.38 (51)	Avg.: 90.56
19	FISCHBACHER Andrea	AUT	Int1: 35.58 (13)	Int2: 59.47 (14)	Int3: 1:20.13 (5)	Fin: 1:40.53 (7)	I1-I2: 23.89 (14)	I2-I3: 20.66 (3)	I3-Fin: 20.40 (22)	0.57 0.95 1.34 1.55	40.16	Sp1: 104.19 (5)	Avg.: 93.29
20	BRYDON Emily	CAN	Int1: 36.22 (44)	Int2: 1:00.42 (44)	Int3: 1:21.53 (35)	Fin: 1:41.84 (33)	I1-I2: 24.20 (38)	I2-I3: 21.11 (19)	I3-Fin: 20.31 (17)	1.21 1.90 2.74 2.86	73.16	Sp1: 101.35 (18)	Avg.: 92.09
21	MAZE Tina	SLO	Int1: 35.81 (30)	Int2: 59.94 (30)	Int3: 1:21.16 (29)	Fin: 1:41.03 (16)	I1-I2: 24.13 (31)	I2-I3: 21.22 (25)	I3-Fin: 19.87 (3)	0.80 1.42 2.37 2.05	52.86	Sp1: 101.35 (18)	Avg.: 92.82
22	MARCHAND-ARVIER Marie	FRA	Int1: 36.00 (37)	Int2: 59.65 (18)	Int3: 1:20.39 (9)	Fin: 1:40.62 (10)	I1-I2: 23.65 (7)	I2-I3: 20.74 (5)	I3-Fin: 20.23 (14)	0.99 1.13 1.60 1.64	42.46	Sp1: 104.81 (2)	Avg.: 93.20
23	SUTER Fabienne	SUI	Int1: 35.42 (7)	Int2: 59.32 (9)	Int3: 1:20.23 (8)	Fin: 1:40.58 (8)	I1-I2: 23.90 (15)	I2-I3: 20.91 (10)	I3-Fin: 20.35 (19)	0.41 0.80 1.44 1.60	41.44	Sp1: 100.57 (24)	Avg.: 93.24

PERFORMANCE ANALYSIS 2 TRAINING 2

Number of Competitors: 55

Bib	Name	Nation	Positions			Partials			Difference		Speed		
			Pos.	Time	Rank	Pos.	Time	Rank	Time	Dist(m)	Pos.	Km/h	Rank
24	JANYK Britt	CAN	Int1: 35.68 (17)	Int2: 59.82 (27)	Int3: 1:21.21 (31)	Fin: 1:41.42 (24)	I1-I2: 24.14 (34)	I2-I3: 21.39 (34)	I3-Fin: 20.21 (12)	0.67 1.30 2.42 2.44	62.67	Sp1: 101.35 (18)	Avg.: 92.47
25	KAMER Nadja	SUI	Int1: 35.69 (18)	Int2: 59.28 (8)	Int3: 1:20.52 (11)	Fin: 1:40.86 (14)	I1-I2: 23.59 (6)	I2-I3: 21.24 (27)	I3-Fin: 20.34 (18)	0.68 0.76 1.73 1.88	48.56	Sp1: 100.57 (24)	Avg.: 92.98
26	REVILLET Aurelie	FRA	Int1: 35.77 (27)	Int2: 59.59 (16)	Int3: 1:21.06 (25)	Fin: 1:40.72 (12)	I1-I2: 23.82 (10)	I2-I3: 21.47 (36)	I3-Fin: 19.66 (2)	0.76 1.07 2.27 1.74	45.00	Sp1: 101.16 (21)	Avg.: 93.11
27	FANCHINI Elena	ITA	Int1: 35.96 (36)	Int2: 1:00.09 (36)	Int3: 1:21.65 (41)	Fin: 1:42.28 (41)	I1-I2: 24.13 (31)	I2-I3: 21.56 (40)	I3-Fin: 20.63 (38)	0.95 1.57 2.86 3.30	84.05	Sp1: 100.57 (24)	Avg.: 91.69
28	MANCUSO Julia	USA	Int1: 35.32 (5)	Int2: 59.38 (11)	Int3: 1:20.52 (11)	Fin: 1:40.61 (9)	I1-I2: 24.06 (24)	I2-I3: 21.14 (21)	I3-Fin: 20.09 (8)	0.31 0.86 1.73 1.63	42.20	Sp1: 99.23 (34)	Avg.: 93.21
29	SCHILD Martina	SUI	Int1: 35.47 (10)	Int2: 59.35 (10)	Int3: 1:20.19 (6)	Fin: 1:40.21 (4)	I1-I2: 23.88 (12)	I2-I3: 20.84 (6)	I3-Fin: 20.02 (7)	0.46 0.83 1.40 1.23	31.97	Sp1: 103.98 (6)	Avg.: 93.58
30	STECHERT Gina	GER	Int1: 35.73 (21)	Int2: 59.77 (24)	Int3: 1:20.91 (20)	Fin: 1:41.13 (19)	I1-I2: 24.04 (23)	I2-I3: 21.14 (21)	I3-Fin: 20.22 (13)	0.72 1.25 2.12 2.15	55.38	Sp1: 97.93 (43)	Avg.: 92.73
31	SIORPAES Wendy	ITA	Int1: 35.92 (34)	Int2: 1:00.04 (33)	Int3: 1:21.05 (24)	Fin: 1:41.63 (30)	I1-I2: 24.12 (29)	I2-I3: 21.01 (15)	I3-Fin: 20.58 (35)	0.91 1.52 2.26 2.65	67.93	Sp1: 102.35 (14)	Avg.: 92.28
32	CECCARELLI Daniela	ITA	Int1: 36.14 (40)	Int2: 1:00.62 (45)	Int3: 1:21.88 (45)	Fin: 1:42.25 (39)	I1-I2: 24.48 (44)	I2-I3: 21.26 (28)	I3-Fin: 20.37 (21)	1.13 2.10 3.09 3.27	83.31	Sp1: 103.16 (9)	Avg.: 91.72
33	STUHEC Ilka	SLO	Int1: 36.66 (47)	Int2: 1:01.56 (48)	Int3: 1:23.30 (48)	Fin: 1:43.71 (48)	I1-I2: 24.90 (49)	I2-I3: 21.74 (45)	I3-Fin: 20.41 (23)	1.65 3.04 4.51 4.73	118.81	Sp1: 99.05 (37)	Avg.: 90.43
34	LINDELL-VIKARBY Jessica	SWE	Int1: 36.22 (44)	Int2: 1:00.36 (42)	Int3: 1:21.68 (42)	Fin: 1:42.45 (42)	I1-I2: 24.14 (34)	I2-I3: 21.32 (31)	I3-Fin: 20.77 (44)	1.21 1.84 2.89 3.47	88.23	Sp1: 97.38 (46)	Avg.: 91.54
35	SCHNARF Johanna	ITA	Int1: 35.86 (33)	Int2: 59.97 (31)	Int3: 1:20.64 (15)	Fin: 1:40.64 (11)	I1-I2: 24.11 (27)	I2-I3: 20.67 (4)	I3-Fin: 20.00 (6)	0.85 1.45 1.85 1.66	42.97	Sp1: 103.16 (9)	Avg.: 93.18
36	STUFFER Verena	ITA	Int1: 35.85 (32)	Int2: 59.65 (18)	Int3: 1:21.04 (23)	Fin: 1:41.54 (27)	I1-I2: 23.80 (9)	I2-I3: 21.39 (34)	I3-Fin: 20.50 (29)	0.84 1.13 2.25 2.56	65.68	Sp1: 99.23 (34)	Avg.: 92.36

PERFORMANCE ANALYSIS 2 TRAINING 2

Number of Competitors: 55

Bib	Name	Nation	Positions			Partials			Difference		Speed		
			Pos.	Time	Rank	Pos.	Time	Rank	Time	Dist(m)	Pos.	Km/h	Rank
37	DUMERMUTH Monika	SUI	Int1: 35.73 (21)	Int2: 59.85 (28)	Int3: 1:20.73 (17)	Fin: 1:41.14 (20)	11-12: 24.12 (29)	12-13: 20.88 (7)	13-Fin: 20.41 (23)	0.72 1.33 1.94 2.16	55.63	Sp1: 99.42 (33)	Avg.: 92.72
38	SMITH Leanne	USA	Int1: 35.80 (29)	Int2: 59.26 (7)	Int3: 1:20.21 (7)	Fin: 1:40.30 (5)	11-12: 23.46 (2)	12-13: 20.95 (12)	13-Fin: 20.09 (8)	0.79 0.74 1.42 1.32	34.28	Sp1: 102.95 (11)	Avg.: 93.50
39	COLETTI Alexandra	MON	Int1: 37.03 (51)	Int2: 1:01.72 (49)	Int3: 1:23.72 (49)	Fin: 1:44.24 (49)	11-12: 24.69 (48)	12-13: 22.00 (48)	13-Fin: 20.52 (31)	2.02 3.20 4.93 5.26	131.45	Sp1: 99.80 (30)	Avg.: 89.97
40	ALCOTT Chemmy	GBR	Int1: 36.15 (42)	Int2: 1:00.26 (39)	Int3: 1:21.57 (39)	Fin: 1:41.50 (25)	11-12: 24.11 (27)	12-13: 21.31 (30)	13-Fin: 19.93 (4)	1.14 1.74 2.78 2.52	64.68	Sp1: 102.95 (11)	Avg.: 92.39
41	KELLEHER Keely	USA	Int1: 36.84 (48)	Int2: 1:01.16 (47)	Int3: 1:22.75 (47)	Fin: 1:43.67 (47)	11-12: 24.32 (43)	12-13: 21.59 (42)	13-Fin: 20.92 (46)	1.83 2.64 3.96 4.69	117.85	Sp1: 99.05 (37)	Avg.: 90.46
42	KLING Kajsa	SWE	Int1: 35.74 (24)	Int2: 1:00.38 (43)	Int3: 1:21.54 (36)	Fin: 1:42.55 (44)	11-12: 24.64 (46)	12-13: 21.16 (23)	13-Fin: 21.01 (48)	0.73 1.86 2.75 3.57	90.69	Sp1: 98.67 (40)	Avg.: 91.45
43	SCHMIDHOFER Nicole	AUT	Int1: 35.60 (14)	Int2: 59.68 (20)	Int3: 1:21.33 (32)	Fin: 1:42.25 (39)	11-12: 24.08 (25)	12-13: 21.65 (43)	13-Fin: 20.92 (46)	0.59 1.16 2.54 3.27	83.31	Sp1: 91.90 (52)	Avg.: 91.72
44	MADER Regina	AUT	Int1: 35.72 (20)	Int2: 59.88 (29)	Int3: 1:21.64 (40)	Fin: 1:42.19 (38)	11-12: 24.16 (37)	12-13: 21.76 (46)	13-Fin: 20.55 (32)	0.71 1.36 2.85 3.21	81.83	Sp1: 98.86 (39)	Avg.: 91.77
45	MIKLOS Edith	ROU	Int1: 35.66 (16)	Int2: 59.80 (25)	Int3: 1:21.12 (27)	Fin: 1:41.81 (32)	11-12: 24.14 (34)	12-13: 21.32 (31)	13-Fin: 20.69 (40)	0.65 1.28 2.33 2.83	72.41	Sp1: 99.23 (34)	Avg.: 92.11
46	FERK Marusa	SLO	Int1: 35.70 (19)	Int2: 1:00.35 (41)	Int3: 1:21.69 (43)	Fin: 1:41.98 (35)	11-12: 24.65 (47)	12-13: 21.34 (33)	13-Fin: 20.29 (16)	0.69 1.83 2.90 3.00	76.63	Sp1: 98.49 (41)	Avg.: 91.96
47	ALTACHER Margret	AUT	Int1: 35.93 (35)	Int2: 1:00.16 (38)	Int3: 1:21.85 (44)	Fin: 1:42.47 (43)	11-12: 24.23 (39)	12-13: 21.69 (44)	13-Fin: 20.62 (37)	0.92 1.64 3.06 3.49	88.72	Sp1: 99.80 (30)	Avg.: 91.52
48	SEJERSTED Lotte Smiseth	NOR	Int1: 35.46 (9)	Int2: 59.71 (21)	Int3: 1:20.75 (18)	Fin: 1:41.21 (21)	11-12: 24.25 (41)	12-13: 21.04 (17)	13-Fin: 20.46 (27)	0.45 1.19 1.96 2.23	57.40	Sp1: 99.80 (30)	Avg.: 92.66
49	RUBENS Shona	CAN	Int1: 35.78 (28)	Int2: 1:00.08 (35)	Int3: 1:21.35 (34)	Fin: 1:41.63 (30)	11-12: 24.30 (42)	12-13: 21.27 (29)	13-Fin: 20.28 (15)	0.77 1.56 2.56 2.65	67.93	Sp1: 100.96 (23)	Avg.: 92.28

PERFORMANCE ANALYSIS 2 TRAINING 2

Number of Competitors: 55

Bib	Name	Nation	Positions			Partials			Difference		Speed		
			Pos.	Time	Rank	Pos.	Time	Rank	Time	Dist(m)	Pos.	Km/h	Rank
50	BRIGNONE Federica	ITA	Int1: 36.19 (43)	Int2: 1:00.81 (46)	Int3: 1:22.29 (46)	Fin: 1:43.41 (45)	I1-I2: 24.62 (45)	I2-I3: 21.48 (37)	I3-Fin: 21.12 (49)	1.18 2.29 3.50 4.43	111.60	Sp1: 97.75 (45)	Avg.: 90.69
51	BERTRAND Olivia	FRA	Int1: Int2: Int3: Fin: DNS				I1-I2: I2-I3: I3-Fin:					Sp1:	Avg.:
52	SIMARI BIRKNER Macarena	ARG	Int1: 36.86 (49)	Int2: 1:02.28 (51)	Int3: 1:24.47 (51)	Fin: 1:46.02 (51)	I1-I2: 25.42 (51)	I2-I3: 22.19 (50)	I3-Fin: 21.55 (50)	1.85 3.76 5.68 7.04	172.98	Sp1: 96.30 (48)	Avg.: 88.46
53	GAGNON Marie-Michele	CAN	Int1: 36.89 (50)	Int2: 1:01.91 (50)	Int3: 1:23.99 (50)	Fin: 1:44.90 (50)	I1-I2: 25.02 (50)	I2-I3: 22.08 (49)	I3-Fin: 20.91 (45)	1.88 3.39 5.20 5.92	147.01	Sp1: 98.30 (42)	Avg.: 89.40
54	SIMARI BIRKNER Maria Belen	ARG	Int1: 37.26 (52)	Int2: 1:02.96 (52)	Int3: 1:25.50 (52)	Fin: 1:47.38 (52)	I1-I2: 25.70 (52)	I2-I3: 22.54 (51)	I3-Fin: 21.88 (51)	2.25 4.44 6.71 8.40	203.78	Sp1: 94.56 (50)	Avg.: 87.33
55	PREFONTAINE Marie-Pier	CAN	Int1: Int2: Int3: Fin: DNS				I1-I2: I2-I3: I3-Fin:					Sp1:	Avg.:

LEGEND

Pos Intermediate or Speed Position **Int1:** Intermediate 1 **Int3:** Intermediate 3 **DNS** Did Not Start
Avg. Average Speed for the race **Int2:** Intermediate 2 **Sp1:** Speed Trap 1 **Fin:** Finish
Dist(m) Distance behind the first

