

AUDI FIS Ski World Cup Finals Lenzerheide

16.-20. März 2011

www.weltcup-lenzerheide.ch

TOSHIBA
Print Mail Scan Fax Copy



AUDI FIS SKI WORLD CUP FINALS 2010/11 Lenzerheide (SUI)



10th MEN'S SLALOM

SAT 19 MAR 2011

ALPHABETICAL LIST OF COMPETITORS

Number of Competitors: 27, Number of NSA: 11

NSA	FIS Code	Name	FIS Points (17th of March 2011 – List 10)									
			DH		SL		GS		SG		SC	
AUT (4)	51215	BAUMANN Romed	3.09	(5)	25.03	(327)	4.82	(12)	2.34	(9)	4.53	(10)
	50605	HERBST Reinfried	299.16	(2599)	3.46	(9)	153.80	(5497)	229.70	(4125)	–	
	50707	MATT Mario	231.86	(2385)	2.27	(4)	72.03	(2290)	192.77	(3673)	18.35	(68)
	50624	PRANGER Manfred	404.27	(2762)	4.24	(14)	48.59	(1171)	237.44	(4201)	–	
CAN (2)	102239	COUSINEAU Julien	374.62	(2722)	4.58	(18)	32.00	(522)	71.31	(1031)	72.38	(434)
	102435	JANYK Michael	65.47	(417)	4.44	(16)	27.15	(371)	32.10	(260)	38.21	(157)
CRO (1)	380260	KOSTELIC Ivica	5.70	(26)	0.28	(2)	4.79	(11)	1.30	(3)	0.00	(1)
FRA (2)	192665	GRANGE Jean-Baptiste	32.18	(148)	0.00	(1)	6.03	(32)	25.51	(190)	6.12	(34)
	192506	MISSILLIER Steve	167.70	(1887)	4.11	(12)	5.44	(21)	141.59	(2790)	–	
GER (1)	201702	NEUREUTHER Felix	57.46	(344)	4.09	(11)	5.99	(30)	28.67	(226)	5.02	(14)
ITA (4)	291145	DEVILLE Cristian	298.77	(2597)	3.38	(8)	18.32	(145)	105.19	(1883)	–	
	293006	INNERHOFER Christof	3.88	(7)	23.07	(268)	20.76	(206)	1.30	(3)	0.87	(2)
	292491	MOELGG Manfred	96.86	(813)	2.63	(6)	5.29	(19)	33.75	(283)	5.99	(30)
	293098	RAZZOLI Giuliano	1366.54	(3068)	4.69	(19)	23.09	(265)	905.77	(5209)	–	
NOR (1)	421328	SVINDAL Aksel Lund	4.11	(11)	23.24	(275)	1.84	(3)	3.76	(16)	2.37	(3)
SLO (1)	560355	VALENCIC Mitja	1647.29	(3142)	5.15	(21)	95.24	(3410)	495.80	(5042)	–	
SUI (4)	511127	GINI Marc	177.25	(1989)	5.39	(22)	18.78	(160)	76.63	(1143)	72.10	(432)
	511908	SCHMIDIGER Reto	49.69	(274)	6.88	(36)	16.72	(120)	25.40	(189)	15.51	(58)
	511174	VOGEL Markus	455.78	(2819)	5.65	(25)	33.18	(562)	189.27	(3629)	234.21	(1720)
	510890	ZURBRIGGEN Silvan	3.06	(4)	4.48	(17)	18.38	(148)	4.37	(19)	3.83	(7)
SWE (5)	501223	BAECK Axel	319.31	(2635)	4.16	(13)	21.80	(235)	389.93	(4884)	201.41	(1528)
	501101	BYGGMARK Jens	133.77	(1405)	3.76	(10)	69.46	(2179)	252.89	(4326)	68.75	(407)
	501111	HARGIN Mattias	155.14	(1735)	3.13	(7)	42.69	(903)	89.30	(1471)	74.20	(455)
	500656	LARSSON Markus	39.31	(191)	5.47	(23)	6.21	(35)	23.27	(161)	6.12	(34)
	501017	MYHRER Andre	115.92	(1110)	1.68	(3)	16.16	(112)	35.81	(302)	17.29	(63)
USA (2)	532138	KASPER Nolan	83.22	(634)	4.83	(20)	16.20	(113)	38.82	(348)	59.32	(330)
	534562	LIGETY Ted	24.05	(114)	5.78	(27)	0.00	(1)	6.34	(34)	5.04	(16)

19-03-2011 / Lenzerheide (SUI) / 1452

Page 1/2

Data Processing by LONGINES

www.fisalpine.com

LONGINES Timing

Generation Date: FRI 18 MAR 2011

Time: 18:02

Document: 32E 1.0





AUDI FIS SKI WORLD CUP FINALS 2010/11
Lenzerheide (SUI)



10th MEN'S SLALOM
ALPHABETICAL LIST OF COMPETITORS

SAT 19 MAR 2011

LEGEND				
DH Downhill	SL Slalom	GS Giant Slalom	SG Super-G	SC Super Combined
19-03-2011 / Lenzerheide (SUI) / 1452				Page 2/2
Data Processing by LONGINES		www.fisalpine.com		LONGINES Timing
Generation Date: FRI 18 MAR 2011		Time: 18:02		Document: 32E 1.0



Funkkommunikations-Partner: TeleComm Sportservice AG Service-Partner: Swisscom AG TV-Partner: Schweizer Fernsehen Zeitmessung: Swiss Timing/Longines

AUDI FIS Ski World Cup Finals Lenzerheide

16.-20. März 2011

www.weltcup-lenzerheide.ch

TOSHIBA
Print Mail-Scan-Fax-Copy



AUDI FIS SKI WORLD CUP FINALS 2010/11 Lenzerheide (SUI)

LONGINES
SPORTS & MEDICAL



10th MEN'S SLALOM DRAW LIST BY POINTS

SAT 19 MAR 2011

Number of Competitors: 27, Number of NSA: 11 Ranked 100 in the FIS List: TIPPELREITHER L. FIS Pts: 13.25

No.	FIS Code	Name	NSA	WC-SL	WC-O	FIS-SL
1	380260	KOSTELIC Ivica	CRO	478 (1)	1356 (1)	0.28 (2)
2	192665	GRANGE Jean-Baptiste	FRA	442 (2)	454 (16)	0.00 (1)
3	501017	MYHRER Andre	SWE	383 (3)	383 (18)	1.68 (3)
4	50707	MATT Mario	AUT	327 (4)	327 (24)	2.27 (4)
5	292491	MOELGG Manfred	ITA	269 (6)	390 (17)	2.63 (5)
6	501111	HARGIN Mattias	SWE	265 (7)	265 (31)	3.13 (6)
7	291145	DEVILLE Cristian	ITA	246 (8)	246 (35)	3.38 (7)
8	50605	HERBST Reinfried	AUT	230 (9)	260 (33)	3.46 (8)
9	192506	MISSILLIER Steve	FRA	213 (10)	302 (28)	4.11 (11)
10	201702	NEUREUTHER Felix	GER	198 (11)	380 (19)	4.09 (10)
11	501223	BAECK Axel	SWE	188 (12)	188 (41)	4.16 (12)
12	501101	BYGGMARK Jens	SWE	173 (14)	173 (43)	3.76 (9)
13	102435	JANYK Michael	CAN	172 (15)	172 (44)	4.44 (14)
14	50624	PRANGER Manfred	AUT	160 (16)	160 (46)	4.24 (13)
15	510890	ZURBRIGGEN Silvan	SUI	160 (16)	723 (6)	4.48 (15)
16	+500 534562	LIGETY Ted	USA	79 (25)	588 (9)	5.78 (23)
17	293098	RAZZOLI Giuliano	ITA	148 (18)	148 (51)	4.69 (17)
18	532138	KASPER Nolan	USA	148 (18)	148 (51)	4.83 (18)
19	102239	COUSINEAU Julien	CAN	123 (20)	123 (60)	4.58 (16)
20	511127	GINI Marc	SUI	110 (21)	110 (66)	5.39 (20)
21	500656	LARSSON Markus	SWE	105 (22)	126 (56)	5.47 (21)
22	560355	VALENCIC Mitja	SLO	103 (23)	103 (70)	5.15 (19)
23	511174	VOGEL Markus	SUI	96 (24)	96 (74)	5.65 (22)
24	511908	SCHMIDIGER Reto	SUI	9 (53)	31 (105)	6.88 (24)
25	+500 293006	INNERHOFER Christof	ITA	-	644 (8)	> 23.07 (25)
26	+500 421328	SVINDAL Aksel Lund	NOR	-	789 (4)	> 23.24 (26)
27	+500 51215	BAUMANN Romed	AUT	-	703 (7)	> 25.03 (27)

LEGEND

+500 More than 500 points on WC-O after 15th place or after 25th place
WC-SL World Cup points for Slalom
WC-O Overall World Cup points

FIS-SL FIS points for Slalom
No. Control Number

19-03-2011 / Lenzerheide (SUI) / 1452

Page 1/1

Data Processing by LONGINES

www.fisalpine.com

LONGINES Timing

Generation Date: FRI 18 MAR 2011

Time: 18:01

Document: 45A 1.0



AUDI FIS Ski World Cup Finals Lenzerheide

16.-20. März 2011

www.weltcup-lenzerheide.ch

TOSHIBA
Print Mail Scan Fax Copy



AUDI FIS SKI WORLD CUP FINALS 2010/11 Lenzerheide (SUI)



10th MEN'S SLALOM 1st RUN START LIST

SAT 19 MAR 2011
Start Time: 9:00

Jury

TD FIS	H.-P. WUCHERER	GER
Referee	G. HUJARA	FIS
Chief of Race	M. BRUGGER	SUI

Technical Data

Course Name	Silvano Beltrametti	
Start Altitude	1750 m	
Finish Altitude	1530 m	
Vertical Drop	220 m	
Homologation Number	7599/11/04	

Race Information 1st Run

Course Setter	C. HÖFLEHNER	AUT
Number of Gates		
Turning Gates		
Start Time	9:00	
Forerunners	A – G. CAVIEZEL	SUI
	B – P. BUGNEUD	SUI
	C – G. ROULIN	SUI

Race Information 2nd Run

Course Setter	M. LARSSON	SWE
Number of Gates		
Turning Gates		
Start Time	11:30	
Forerunners	A – G. CAVIEZEL	SUI
	B – P. BUGNEUD	SUI
	C – G. ROULIN	SUI

Number of Competitors: 27, Number of NSA: 11

Bib	FIS Code	Name	Year of Birth	NSA	Time	Ski
1	380260	KOSTELIC Ivica	1979	CRO		Fischer
2	50707	MATT Mario	1979	AUT		Blizzard
3	501017	MYHRER Andre	1983	SWE		Nordica
4	192665	GRANGE Jean-Baptiste	1984	FRA		Rossignol
5	291145	DEVILLE Cristian	1981	ITA		Voelkl
6	501111	HARGIN Mattias	1985	SWE		Nordica
7	292491	MOELGG Manfred	1982	ITA		Fischer
8	102435	JANYK Michael	1982	CAN		Rossignol
9	201702	NEUREUTHER Felix	1984	GER		Atomic
10	50624	PRANGER Manfred	1978	AUT		Voelkl
11	501101	BYGGMARK Jens	1985	SWE		Voelkl
12	510890	ZURBRIGGEN Silvan	1981	SUI		Rossignol
13	50605	HERBST Reinfried	1978	AUT		Blizzard
14	501223	BAECK Axel	1987	SWE		Rossignol
15	192506	MISSILLIER Steve	1984	FRA		Salomon
16	534562	LIGETY Ted	1984	USA		Head
17	293098	RAZZOLI Giuliano	1984	ITA		Nordica
18	532138	KASPER Nolan	1989	USA		Rossignol
19	102239	COUSINEAU Julien	1981	CAN		Fischer
20	511127	GINI Marc	1984	SUI		Fischer
21	500656	LARSSON Markus	1979	SWE		Fischer
22	560355	VALENCIC Mitja	1978	SLO		Elan
23	511174	VOGEL Markus	1984	SUI		Fischer
24	511908	SCHMIDIGER Reto	1992	SUI		Rossignol
25	293006	INNERHOFER Christof	1984	ITA		Rossignol
26	421328	SVINDAL Aksel Lund	1982	NOR		Head
27	51215	BAUMANN Romed	1986	AUT		Salomon

19-03-2011 / Lenzerheide (SUI) / 1452

Page 1/1

Data Processing by LONGINES

www.fisalpine.com

LONGINES Timing

Generation Date: FRI 18 MAR 2011

Time: 19:55

Document: 51A 1.0



AUDI FIS Ski World Cup Finals Lenzerheide

16.-20. März 2011

www.weltcup-lenzerheide.ch

TOSHIBA
Print Mail Scan Fax Copy



AUDI FIS SKI WORLD CUP FINALS 2010/11 Lenzerheide (SUI)



10th MEN'S SLALOM 1st RUN OFFICIAL RESULTS

SAT 19 MAR 2011
Start Time: 10:00

Jury

TD FIS	H.-P. WUCHERER	GER
Referee	G. HUJARA	FIS
Chief of Race	M. BRUGGER	SUI

Technical Data

Course Name	Silvano Beltrametti	
Start Altitude	1750 m	
Finish Altitude	1530 m	
Vertical Drop	220 m	
Homologation Number	7599/11/04	

Race Information 1st Run

Course Setter	C. HÖFLEHNER	AUT
Number of Gates	51	
Turning Gates	50	
Start Time	10:00	
Forerunners	A – G. CAVIEZEL	SUI
	B – P. BUGNEUD	SUI
	C – G. ROULIN	SUI

Race Information 2nd Run

Course Setter	M. LARSSON	SWE
Number of Gates		
Turning Gates		
Start Time	12:30	
Forerunners	A – G. CAVIEZEL	SUI
	B – P. BUGNEUD	SUI
	C – G. ROULIN	SUI

Weather: Snow Snow: Soft Temperature – Start: 1 °C Finish: 1 °C

Number of Competitors: 27, Number of NSA: 11

Rank	Bib	FIS Code	Name	Year of Birth	NSA	Time	Diff.	Ski
1	2	50707	MATT Mario	1979	AUT	41.27		Blizzard
2	9	201702	NEUREUTHER Felix	1984	GER	41.46	0.19	Atomic
3	11	501101	BYGGMARK Jens	1985	SWE	41.82	0.55	Voelkl
3	7	292491	MOELGG Manfred	1982	ITA	41.82	0.55	Fischer
5	5	291145	DEVILLE Cristian	1981	ITA	41.91	0.64	Voelkl
6	3	501017	MYHRER Andre	1983	SWE	41.93	0.66	Nordica
7	15	192506	MISSILLIER Steve	1984	FRA	41.94	0.67	Salomon
8	17	293098	RAZZOLI Giuliano	1984	ITA	41.99	0.72	Nordica
9	21	500656	LARSSON Markus	1979	SWE	42.19	0.92	Fischer
10	13	50605	HERBST Reinfried	1978	AUT	42.23	0.96	Blizzard
11	16	534562	LIGETY Ted	1984	USA	42.36	1.09	Head
12	22	560355	VALENCIC Mitja	1978	SLO	42.41	1.14	Elan
13	1	380260	KOSTELIC Ivica	1979	CRO	42.45	1.18	Fischer
14	26	421328	SVINDAL Aksel Lund	1982	NOR	42.49	1.22	Head
15	24	511908	SCHMIDIGER Reto	1992	SUI	42.52	1.25	Rossignol
16	20	511127	GINI Marc	1984	SUI	42.62	1.35	Fischer
17	8	102435	JANYK Michael	1982	CAN	42.66	1.39	Rossignol
18	12	510890	ZURBRIGGEN Silvan	1981	SUI	42.77	1.50	Rossignol
19	23	511174	VOGEL Markus	1984	SUI	42.80	1.53	Fischer
20	14	501223	BAECK Axel	1987	SWE	42.89	1.62	Rossignol
21	25	293006	INNERHOFER Christof	1984	ITA	43.25	1.98	Rossignol
22	18	532138	KASPER Nolan	1989	USA	43.50	2.23	Rossignol
23	6	501111	HARGIN Mattias	1985	SWE	43.60	2.33	Nordica

19-03-2011 / Lenzerheide (SUI) / 1452

Page 1/2

Data Processing by LONGINES

www.fisalpine.com

LONGINES Timing

Generation Date: SAT 19 MAR 2011

Time: 10:40

Document: 73B 1.0





Audi
FIS Ski World Cup

AUDI FIS SKI WORLD CUP FINALS 2010/11
Lenzerheide (SUI)



10th MEN'S SLALOM 1st RUN
OFFICIAL RESULTS

SAT 19 MAR 2011
Start Time: 10:00

Number of Competitors: 27, Number of NSA: 11

Rank	Bib	FIS Code	Name	Year of Birth	NSA	Time	Diff.	Ski
DID NOT FINISH 1st RUN: 4 competitors								
	4	192665	GRANGE Jean-Baptiste	1984	FRA			Rossignol
	10	50624	PRANGER Manfred	1978	AUT			Voelkl
	19	102239	COUSINEAU Julien	1981	CAN			Fischer
	27	51215	BAUMANN Romed	1986	AUT			Salomon



AUDI FIS Ski World Cup Finals Lenzerheide

16.-20. März 2011

www.weltcup-lenzerheide.ch

TOSHIBA
Print Mail-Scan-Fax-Copy



AUDI FIS SKI WORLD CUP FINALS 2010/11 Lenzerheide (SUI)



10th MEN'S SLALOM 2nd RUN START LIST

SAT 19 MAR 2011
Start Time: 12:30

Jury

TD FIS	H.-P. WUCHERER	GER
Referee	G. HUJARA	FIS
Chief of Race	M. BRUGGER	SUI

Technical Data

Course Name	Silvano Beltrametti	
Start Altitude	1750 m	
Finish Altitude	1530 m	
Vertical Drop	220 m	
Homologation Number	7599/11/04	

Race Information 1st Run

Course Setter	C. HÖFLEHNER	AUT
Number of Gates	51	
Turning Gates	50	
Start Time	10:00	
Forerunners	A – G. CAVIEZEL SUI B – P. BUGNEUD SUI C – G. ROULIN SUI	

Race Information 2nd Run

Course Setter	M. LARSSON	SWE
Number of Gates	51	
Turning Gates	50	
Start Time	12:30	
Forerunners	A – G. CAVIEZEL SUI B – P. BUGNEUD SUI C – G. ROULIN SUI	

Number of Competitors: 23, Number of NSA: 11

Start Order	Bib	FIS Code	Name	Year of Birth	NSA	1st Run	Diff.	Rank	2nd Run	Total	Ski
1	6	501111	HARGIN Mattias	1985	SWE	43.60	2.33	23			Nordica
2	18	532138	KASPER Nolan	1989	USA	43.50	2.23	22			Rossignol
3	25	293006	INNERHOFER Christof	1984	ITA	43.25	1.98	21			Rossignol
4	14	501223	BAECK Axel	1987	SWE	42.89	1.62	20			Rossignol
5	23	511174	VOGEL Markus	1984	SUI	42.80	1.53	19			Fischer
6	12	510890	ZURBRIGGEN Silvan	1981	SUI	42.77	1.50	18			Rossignol
7	8	102435	JANYK Michael	1982	CAN	42.66	1.39	17			Rossignol
8	20	511127	GINI Marc	1984	SUI	42.62	1.35	16			Fischer
9	24	511908	SCHMIDIGER Reto	1992	SUI	42.52	1.25	15			Rossignol
10	26	421328	SVINDAL Aksel Lund	1982	NOR	42.49	1.22	14			Head
11	1	380260	KOSTELIC Ivica	1979	CRO	42.45	1.18	13			Fischer
12	22	560355	VALENCIC Mitja	1978	SLO	42.41	1.14	12			Elan
13	16	534562	LIGETY Ted	1984	USA	42.36	1.09	11			Head
14	13	50605	HERBST Reinfried	1978	AUT	42.23	0.96	10			Blizzard
15	21	500656	LARSSON Markus	1979	SWE	42.19	0.92	9			Fischer
16	17	293098	RAZZOLI Giuliano	1984	ITA	41.99	0.72	8			Nordica
17	15	192506	MISSILLIER Steve	1984	FRA	41.94	0.67	7			Salomon
18	3	501017	MYHRER Andre	1983	SWE	41.93	0.66	6			Nordica
19	5	291145	DEVILLE Cristian	1981	ITA	41.91	0.64	5			Voelkl
20	7	292491	MOELGG Manfred	1982	ITA	41.82	0.55	3			Fischer
21	11	501101	BYGGMARK Jens	1985	SWE	41.82	0.55	3			Voelkl

19-03-2011 / Lenzerheide (SUI) / 1452

Page 1/2

Data Processing by LONGINES

www.fisalpine.com

LONGINES Timing

Generation Date: SAT 19 MAR 2011

Time: 10:47

Document: 51B 1.0



Number of Competitors: 23, Number of NSA: 11

Start Order	Bib	FIS Code	Name	Year of Birth	NSA	1st Run	Diff.	Rank	2nd Run	Total	Ski
22	9	201702	NEUREUTHER Felix	1984	GER	41.46	0.19	2			Atomic
23	2	50707	MATT Mario	1979	AUT	41.27	0.00	1			Blizzard

AUDI FIS Ski World Cup Finals Lenzerheide

16.-20. März 2011

www.weltcup-lenzerheide.ch

TOSHIBA
Print Mail Scan Fax Copy



AUDI FIS SKI WORLD CUP FINALS 2010/11 Lenzerheide (SUI)



10th MEN'S SLALOM 2nd RUN OFFICIAL RESULTS

SAT 19 MAR 2011
Start Time: 12:30

Jury

TD FIS	H.-P. WUCHERER	GER
Referee	G. HUJARA	FIS
Chief of Race	M. BRUGGER	SUI

Technical Data

Course Name	Silvano Beltrametti	
Start Altitude	1750 m	
Finish Altitude	1530 m	
Vertical Drop	220 m	
Homologation Number	7599/11/04	

Race Information 1st Run

Course Setter	C. HÖFLEHNER	AUT
Number of Gates	51	
Turning Gates	50	
Start Time	10:00	
Forerunners	A – G. CAVIEZEL SUI	
	B – P. BUGNARD SUI	
	C – G. ROULIN SUI	

Race Information 2nd Run

Course Setter	M. LARSSON	SWE
Number of Gates	51	
Turning Gates	50	
Start Time	12:30	
Forerunners	A – G. CAVIEZEL SUI	
	B – P. BUGNARD SUI	
	C – G. ROULIN SUI	

Weather: Fog Snow: Soft Temperature – Start: -1 °C Finish: 1 °C F-factor: 610

Number of Competitors: 27, Number of NSA: 11

Rank	Bib	FIS Code	Name	Year of Birth	NSA	1st Run	2nd Run	Total	Diff.	Race Points	Ski
1	17	293098	RAZZOLI Giuliano	1984	ITA	41.99	43.73	1:25.72		0.00	Nordica
2	2	50707	MATT Mario	1979	AUT	41.27	44.48	1:25.75	0.03	0.21	Blizzard
3	9	201702	NEUREUTHER Felix	1984	GER	41.46	44.51	1:25.97	0.25	1.78	Atomic
4	20	511127	GINI Marc	1984	SUI	42.62	43.55	1:26.17	0.45	3.20	Fischer
5	8	102435	JANYK Michael	1982	CAN	42.66	43.53	1:26.19	0.47	3.34	Rossignol
6	3	501017	MYHRER Andre	1983	SWE	41.93	44.40	1:26.33	0.61	4.34	Nordica
7	21	500656	LARSSON Markus	1979	SWE	42.19	44.20	1:26.39	0.67	4.77	Fischer
8	24	511908	SCHMIDIGER Reto	1992	SUI	42.52	43.88	1:26.40	0.68	4.84	Rossignol
9	7	292491	MOELGG Manfred	1982	ITA	41.82	44.60	1:26.42	0.70	4.98	Fischer
10	15	192506	MISSILLIER Steve	1984	FRA	41.94	44.89	1:26.83	1.11	7.90	Salomon
11	14	501223	BAECK Axel	1987	SWE	42.89	44.07	1:26.96	1.24	8.82	Rossignol
12	16	534562	LIGETY Ted	1984	USA	42.36	44.64	1:27.00	1.28	9.11	Head
13	22	560355	VALENCIC Mitja	1978	SLO	42.41	44.66	1:27.07	1.35	9.61	Elan
14	13	50605	HERBST Reinfried	1978	AUT	42.23	44.86	1:27.09	1.37	9.75	Blizzard
15	18	532138	KASPER Nolan	1989	USA	43.50	43.66	1:27.16	1.44	10.25	Rossignol
16	25	293006	INNERHOFER Christof	1984	ITA	43.25	44.21	1:27.46	1.74	12.38	Rossignol
17	26	421328	SVINDAL Aksel Lund	1982	NOR	42.49	45.09	1:27.58	1.86	13.24	Head
18	1	380260	KOSTELIC Ivica	1979	CRO	42.45	45.15	1:27.60	1.88	13.38	Fischer

#342

19-03-2011 / Lenzerheide (SUI) / 1452

Page 1/2

Data Processing by LONGINES

www.fisalpine.com

LONGINES Timing

Generation Date: SAT 19 MAR 2011

Time: 13:15

Document: 73C 1.0



Number of Competitors: 27, Number of NSA: 11

Rank	Bib	FIS Code	Name	Year of Birth	NSA	1st Run	2nd Run	Total	Diff.	Race Points	Ski
19	12	510890	ZURBRIGGEN Silvan	1981	SUI	42.77	44.85	1:27.62	1.90	13.52	Rossignol
20	23	511174	VOGEL Markus	1984	SUI	42.80	44.90	1:27.70	1.98	14.09	Fischer
21	6	501111	HARGIN Mattias	1985	SWE	43.60	44.54	1:28.14	2.42	17.22	Nordica
22	5	291145	DEVILLE Cristian	1981	ITA	41.91	47.08	1:28.99	3.27	23.27	Voelkl

DID NOT FINISH 1st RUN: 4 competitors

4	192665	GRANGE Jean-Baptiste	1984	FRA							Rossignol
10	50624	PRANGER Manfred	1978	AUT							Voelkl
19	102239	COUSINEAU Julien	1981	CAN							Fischer
27	51215	BAUMANN Romed	1986	AUT							Salomon

DISQUALIFIED 2nd RUN: 1 competitor

11	501101	BYGGMARK Jens	1985	SWE		Gate 48	Rule 629.3				Voelkl
----	--------	---------------	------	-----	--	---------	------------	--	--	--	--------

Reason for disqualification:

629.3 Does not pass through the gate correctly

Technical Delegate:

H.-P. WUCHERER (GER) #342

AUDI FIS Ski World Cup Finals Lenzerheide

16.-20. März 2011

www.weltcup-lenzerheide.ch

TOSHIBA
Print Mail Scan Fax Copy



AUDI FIS SKI WORLD CUP FINALS 2010/11 Lenzerheide (SUI)



10th MEN'S SLALOM PENALTY CALCULATION

SAT 19 MAR 2011

Best 10 at Finish

Rank	Bib	FIS Code	Name	NSA	FIS Points	Best 5	Race Points
1	17	293098	RAZZOLI Giuliano	ITA	4.69		
2	2	50707	MATT Mario	AUT	2.27	2.27	0.21
3	9	201702	NEUREUTHER Felix	GER	4.09	4.09	1.78
4	20	511127	GINI Marc	SUI	5.39		
5	8	102435	JANYK Michael	CAN	4.44		
6	3	501017	MYHRER Andre	SWE	1.68	1.68	4.34
7	21	500656	LARSSON Markus	SWE	5.47		
8	24	511908	SCHMIDIGER Reto	SUI	6.88		
9	7	292491	MOELGG Manfred	ITA	2.63	2.63	4.98
10	15	192506	MISSILLIER Steve	FRA	4.11	4.11	7.90

Best 5 FIS Points at Start

Rank	Bib	FIS Code	Name	NSA	FIS Points
DNF	4	192665	GRANGE Jean-Baptiste	FRA	0.00
18	1	380260	KOSTELIC Ivica	CRO	0.28
6	3	501017	MYHRER Andre	SWE	1.68
2	2	50707	MATT Mario	AUT	2.27
9	7	292491	MOELGG Manfred	ITA	2.63

TOTALS:			
FIS Points of Best 5 at Start (B)	6.86		
FIS Points of Best at Finish in Top 10 (A)		14.78	
Race Points of Corresponding Competitors (C)			19.21
Calculated Penalty (A+B-C) : 10 =>	0.243		
Rounded	0.24		
Category Adder	0.00		
Correction Value (Z)	0.00		
Calculated Penalty	0.24		
Penalty Applied	0.00		

Technical Delegate:
H.-P. WUCHERER (GER) #342

19-03-2011 / Lenzerheide (SUI) / 1452

Page 1/1

Data Processing by LONGINES

www.fisalpine.com

LONGINES Timing

Generation Date: SAT 19 MAR 2011

Time: 13:15

Document: 73G 1.0



AUDI FIS Ski World Cup Finals Lenzerheide

16.-20. März 2011

www.weltcup-lenzerheide.ch

TOSHIBA
Print Mail Scan Fax Copy



AUDI FIS SKI WORLD CUP FINALS 2010/11 Lenzerheide (SUI)



10th MEN'S SLALOM 2nd RUN PERFORMANCE ANALYSIS 1

SAT 19 MAR 2011

Number of Competitors: 22

Rank	Bib	Name Ski	NSA	Positions			Partials			Difference	
				Pos.	Time	Rank	Pos.	Time	Rank	Time	
1	17	RAZZOLI Giuliano Nordica	ITA	Run1:	Int1:	11.33	(2)	I1-I2:	14.28	(8)	0.10
					Int2:	25.61	(5)	I2-Fin:	16.38	(8)	0.33
					Fin:	41.99	(7)				0.72
				Run2:	Int1:	11.88	(2)	I1-I2:	14.48	(1)	0.08
					Int2:	26.36	(1)	I2-Fin:	17.37	(12)	0.00
					Fin:	43.73	(4)				0.20
				Total:	Int1:	53.87	(3)				0.58
					Int2:	1:08.35	(1)				0.00
					Fin:	1:25.72	(1)				0.00
				2	2	MATT Mario Blizzard	AUT	Run1:	Int1:	11.23	(1)
Int2:	25.28	(1)	I2-Fin:						15.99	(3)	0.00
Fin:	41.27	(1)									0.00
Run2:	Int1:	12.02	(7)					I1-I2:	15.09	(14)	0.22
	Int2:	27.11	(11)					I2-Fin:	17.37	(12)	0.75
	Fin:	44.48	(10)								0.95
Total:	Int1:	53.29	(1)								0.00
	Int2:	1:08.38	(2)								0.03
	Fin:	1:25.75	(2)								0.03
3	9	NEUREUTHER Felix Atomic	GER					Run1:	Int1:	11.41	(5)
				Int2:	25.53	(3)	I2-Fin:		15.93	(1)	0.25
				Fin:	41.46	(2)					0.19
				Run2:	Int1:	12.15	(14)	I1-I2:	15.02	(10)	0.35
					Int2:	27.17	(12)	I2-Fin:	17.34	(10)	0.81
					Fin:	44.51	(11)				0.98
				Total:	Int1:	53.61	(2)				0.32
					Int2:	1:08.63	(3)				0.28
					Fin:	1:25.97	(3)				0.25
				4	20	GINI Marc Fischer	SUI	Run1:	Int1:	11.54	(12)
Int2:	25.93	(9)	I2-Fin:						16.69	(17)	0.65
Fin:	42.62	(15)									1.35
Run2:	Int1:	11.96	(4)					I1-I2:	14.77	(4)	0.16
	Int2:	26.73	(3)					I2-Fin:	16.82	(2)	0.37
	Fin:	43.55	(2)								0.02
Total:	Int1:	54.58	(14)								1.29
	Int2:	1:09.35	(11)								1.00
	Fin:	1:26.17	(4)								0.45



Number of Competitors: 22

Rank	Bib	Name Ski	NSA	Positions			Partials			Difference	
				Pos.	Time	Rank	Pos.	Time	Rank	Time	
5	8	JANYK Michael Rossignol	CAN	Run1:	Int1:	11.65	(17)	I1-I2:	14.39	(11)	0.42
					Int2:	26.04	(14)	I2-Fin:	16.62	(16)	0.76
					Fin:	42.66	(16)				1.39
				Run2:	Int1:	11.80	(1)	I1-I2:	14.70	(2)	0.00
					Int2:	26.50	(2)	I2-Fin:	17.03	(3)	0.14
					Fin:	43.53	(1)				0.00
	Total:	Int1:	54.46	(9)				1.17			
		Int2:	1:09.16	(6)				0.81			
		Fin:	1:26.19	(5)				0.47			
6	3	MYHRER Andre Nordica	SWE	Run1:	Int1:	11.49	(8)	I1-I2:	14.46	(14)	0.26
					Int2:	25.95	(10)	I2-Fin:	15.98	(2)	0.67
					Fin:	41.93	(5)				0.66
				Run2:	Int1:	12.26	(18)	I1-I2:	14.98	(9)	0.46
					Int2:	27.24	(15)	I2-Fin:	17.16	(6)	0.88
					Fin:	44.40	(9)				0.87
	Total:	Int1:	54.19	(7)				0.90			
		Int2:	1:09.17	(7)				0.82			
		Fin:	1:26.33	(6)				0.61			
7	21	LARSSON Markus Fischer	SWE	Run1:	Int1:	11.50	(9)	I1-I2:	14.26	(7)	0.27
					Int2:	25.76	(7)	I2-Fin:	16.43	(10)	0.48
					Fin:	42.19	(8)				0.92
				Run2:	Int1:	11.97	(5)	I1-I2:	15.13	(17)	0.17
					Int2:	27.10	(10)	I2-Fin:	17.10	(5)	0.74
					Fin:	44.20	(7)				0.67
	Total:	Int1:	54.16	(6)				0.87			
		Int2:	1:09.29	(9)				0.94			
		Fin:	1:26.39	(7)				0.67			
8	24	SCHMIDIGER Reto Rossignol	SUI	Run1:	Int1:	11.70	(20)	I1-I2:	14.25	(6)	0.47
					Int2:	25.95	(10)	I2-Fin:	16.57	(15)	0.67
					Fin:	42.52	(14)				1.25
				Run2:	Int1:	12.03	(8)	I1-I2:	14.76	(3)	0.23
					Int2:	26.79	(4)	I2-Fin:	17.09	(4)	0.43
					Fin:	43.88	(5)				0.35
	Total:	Int1:	54.55	(12)				1.26			
		Int2:	1:09.31	(10)				0.96			
		Fin:	1:26.40	(8)				0.68			
9	7	MOELGG Manfred Fischer	ITA	Run1:	Int1:	11.40	(4)	I1-I2:	14.16	(4)	0.17
					Int2:	25.56	(4)	I2-Fin:	16.26	(6)	0.28
					Fin:	41.82	(3)				0.55
				Run2:	Int1:	12.10	(10)	I1-I2:	15.10	(15)	0.30
					Int2:	27.20	(14)	I2-Fin:	17.40	(15)	0.84
					Fin:	44.60	(13)				1.07
	Total:	Int1:	53.92	(5)				0.63			
		Int2:	1:09.02	(5)				0.67			
		Fin:	1:26.42	(9)				0.70			
10	15	MISSILLIER Steve Salomon	FRA	Run1:	Int1:	11.45	(7)	I1-I2:	14.05	(1)	0.22
					Int2:	25.50	(2)	I2-Fin:	16.44	(11)	0.22
					Fin:	41.94	(6)				0.67
				Run2:	Int1:	12.32	(21)	I1-I2:	14.95	(8)	0.52
					Int2:	27.27	(17)	I2-Fin:	17.62	(19)	0.91
					Fin:	44.89	(18)				1.36
	Total:	Int1:	54.26	(8)				0.97			
		Int2:	1:09.21	(8)				0.86			
		Fin:	1:26.83	(10)				1.11			

Number of Competitors: 22

Rank	Bib	Name Ski	NSA	Positions			Partials			Difference		
				Pos.	Time	Rank	Pos.	Time	Rank	Time		
11	14	BAECK Axel Rossignol	SWE	Run1:	Int1:	11.69	(19)	I1-I2:	14.64	(19)	0.46	
					Int2:	26.33	(20)		I2-Fin:	16.56	(14)	1.05
					Fin:	42.89	(19)				1.62	
				Run2:	Int1:	11.89	(3)	I1-I2:	15.02	(10)	0.09	
					Int2:	26.91	(5)		I2-Fin:	17.16	(6)	0.55
					Fin:	44.07	(6)				0.54	
				Total:	Int1:	54.78	(16)				1.49	
Int2:	1:09.80	(15)					1.45					
Fin:	1:26.96	(11)					1.24					
12	16	LIGETY Ted Head	USA	Run1:	Int1:	11.54	(12)	I1-I2:	14.53	(16)	0.31	
					Int2:	26.07	(16)		I2-Fin:	16.29	(7)	0.79
					Fin:	42.36	(10)				1.09	
				Run2:	Int1:	12.21	(15)	I1-I2:	15.13	(17)	0.41	
					Int2:	27.34	(18)		I2-Fin:	17.30	(8)	0.98
					Fin:	44.64	(14)				1.11	
				Total:	Int1:	54.57	(13)				1.28	
Int2:	1:09.70	(13)					1.35					
Fin:	1:27.00	(12)					1.28					
13	22	VALENCIC Mitja Elan	SLO	Run1:	Int1:	11.35	(3)	I1-I2:	14.56	(17)	0.12	
					Int2:	25.91	(8)		I2-Fin:	16.50	(13)	0.63
					Fin:	42.41	(11)				1.14	
				Run2:	Int1:	12.07	(9)	I1-I2:	15.17	(19)	0.27	
					Int2:	27.24	(15)		I2-Fin:	17.42	(16)	0.88
					Fin:	44.66	(15)				1.13	
				Total:	Int1:	54.48	(10)				1.19	
Int2:	1:09.65	(12)					1.30					
Fin:	1:27.07	(13)					1.35					
14	13	HERBST Reinfried Blizzard	AUT	Run1:	Int1:	11.58	(14)	I1-I2:	14.45	(13)	0.35	
					Int2:	26.03	(13)		I2-Fin:	16.20	(4)	0.75
					Fin:	42.23	(9)				0.96	
				Run2:	Int1:	12.27	(19)	I1-I2:	15.24	(21)	0.47	
					Int2:	27.51	(21)		I2-Fin:	17.35	(11)	1.15
					Fin:	44.86	(17)				1.33	
				Total:	Int1:	54.50	(11)				1.21	
Int2:	1:09.74	(14)					1.39					
Fin:	1:27.09	(14)					1.37					
15	18	KASPER Nolan Rossignol	USA	Run1:	Int1:	11.87	(22)	I1-I2:	14.90	(21)	0.64	
					Int2:	26.77	(21)		I2-Fin:	16.73	(19)	1.49
					Fin:	43.50	(21)				2.23	
				Run2:	Int1:	12.12	(12)	I1-I2:	14.79	(5)	0.32	
					Int2:	26.91	(5)		I2-Fin:	16.75	(1)	0.55
					Fin:	43.66	(3)				0.13	
				Total:	Int1:	55.62	(21)				2.33	
Int2:	1:10.41	(21)					2.06					
Fin:	1:27.16	(15)					1.44					
16	25	INNERHOFER Christof Rossignol	ITA	Run1:	Int1:	11.51	(11)	I1-I2:	14.63	(18)	0.28	
					Int2:	26.14	(19)		I2-Fin:	17.11	(22)	0.86
					Fin:	43.25	(20)				1.98	
				Run2:	Int1:	12.11	(11)	I1-I2:	14.80	(6)	0.31	
					Int2:	26.91	(5)		I2-Fin:	17.30	(8)	0.55
					Fin:	44.21	(8)				0.68	
				Total:	Int1:	55.36	(20)				2.07	
Int2:	1:10.16	(19)					1.81					
Fin:	1:27.46	(16)					1.74					

Number of Competitors: 22

Rank	Bib	Name Ski	NSA	Positions			Partials			Difference
				Pos.	Time	Rank	Pos.	Time	Rank	Time
17	26	SVINDAL Aksel Lund Head	NOR	Run1:	Int1:	11.66 (18)	I1-I2:	14.38 (10)	0.43	
					Int2:	26.04 (14)	I2-Fin:	16.45 (12)	0.76	
					Fin:	42.49 (13)			1.22	
				Run2:	Int1:	12.39 (22)	I1-I2:	15.06 (13)	0.59	
					Int2:	27.45 (20)	I2-Fin:	17.64 (20)	1.09	
					Fin:	45.09 (20)			1.56	
				Total:	Int1:	54.88 (17)			1.59	
	Int2:	1:09.94 (17)			1.59					
		Fin:	1:27.58 (17)			1.86				
18	1	KOSTELIC Ivica Fischer	CRO	Run1:	Int1:	11.58 (14)	I1-I2:	14.49 (15)	0.35	
					Int2:	26.07 (16)	I2-Fin:	16.38 (8)	0.79	
					Fin:	42.45 (12)			1.18	
				Run2:	Int1:	12.31 (20)	I1-I2:	15.37 (22)	0.51	
					Int2:	27.68 (22)	I2-Fin:	17.47 (18)	1.32	
					Fin:	45.15 (21)			1.62	
				Total:	Int1:	54.76 (15)			1.47	
	Int2:	1:10.13 (18)			1.78					
		Fin:	1:27.60 (18)			1.88				
19	12	ZURBRIGGEN Silvan Rossignol	SUI	Run1:	Int1:	11.61 (16)	I1-I2:	14.35 (9)	0.38	
					Int2:	25.96 (12)	I2-Fin:	16.81 (21)	0.68	
					Fin:	42.77 (17)			1.50	
				Run2:	Int1:	12.23 (17)	I1-I2:	15.19 (20)	0.43	
					Int2:	27.42 (19)	I2-Fin:	17.43 (17)	1.06	
					Fin:	44.85 (16)			1.32	
				Total:	Int1:	55.00 (18)			1.71	
	Int2:	1:10.19 (20)			1.84					
		Fin:	1:27.62 (19)			1.90				
20	23	VOGEL Markus Fischer	SUI	Run1:	Int1:	11.44 (6)	I1-I2:	14.66 (20)	0.21	
					Int2:	26.10 (18)	I2-Fin:	16.70 (18)	0.82	
					Fin:	42.80 (18)			1.53	
				Run2:	Int1:	12.22 (16)	I1-I2:	14.82 (7)	0.42	
					Int2:	27.04 (8)	I2-Fin:	17.86 (21)	0.68	
					Fin:	44.90 (19)			1.37	
				Total:	Int1:	55.02 (19)			1.73	
	Int2:	1:09.84 (16)			1.49					
		Fin:	1:27.70 (20)			1.98				
21	6	HARGIN Mattias Nordica	SWE	Run1:	Int1:	11.73 (21)	I1-I2:	15.08 (22)	0.50	
					Int2:	26.81 (22)	I2-Fin:	16.79 (20)	1.53	
					Fin:	43.60 (22)			2.33	
				Run2:	Int1:	12.12 (12)	I1-I2:	15.05 (12)	0.32	
					Int2:	27.17 (12)	I2-Fin:	17.37 (12)	0.81	
					Fin:	44.54 (12)			1.01	
				Total:	Int1:	55.72 (22)			2.43	
	Int2:	1:10.77 (22)			2.42					
		Fin:	1:28.14 (21)			2.42				

Number of Competitors: 22

Rank	Bib	Name Ski	NSA	Positions			Partials			Difference	
				Pos.	Time	Rank	Pos.	Time	Rank	Time	
22	5	DEVILLE Cristian Voelkl	ITA	Run1:	Int1:	11.50	(9)	I1-I2:	14.16	(4)	0.27
					Int2:	25.66	(6)	I2-Fin:	16.25	(5)	0.38
					Fin:	41.91	(4)				0.64
				Run2:	Int1:	11.99	(6)	I1-I2:	15.10	(15)	0.19
					Int2:	27.09	(9)	I2-Fin:	19.99	(22)	0.73
					Fin:	47.08	(22)				3.55
				Total:	Int1:	53.90	(4)				0.61
					Int2:	1:09.00	(4)				0.65
					Fin:	1:28.99	(22)				3.27

LEGEND

Pos Intermediate or Speed Position **Int1:** Intermediate 1 **Run2** Second Run **Run1** First Run **Fin:** Finish
Total First + Second Run **Int2:** Intermediate 2



AUDI FIS Ski World Cup Finals Lenzerheide

16.-20. März 2011

www.weltcup-lenzerheide.ch

TOSHIBA
Print Mail Scan Fax Copy



AUDI FIS SKI WORLD CUP FINALS 2010/11 Lenzerheide (SUI)



10th MEN'S SLALOM 2nd RUN PERFORMANCE ANALYSIS 2

SAT 19 MAR 2011

Number of Competitors: 27

Bib	Name Ski	NSA	Positions			Partials			Difference	
			Pos.	Time	Rank	Pos.	Time	Rank	Time	
1	KOSTELIC Ivica Fischer	CRO	Run1:	Int1:	11.58	(17)	I1-I2:	14.49	(18)	0.35
				Int2:	26.07	(18)	I2-Fin:	16.38	(9)	0.79
				Fin:	42.45	(13)				1.18
			Run2:	Int1:	12.31	(21)	I1-I2:	15.37	(23)	0.51
				Int2:	27.68	(23)	I2-Fin:	17.47	(18)	1.32
				Fin:	45.15	(21)				1.62
			Total:	Int1:	54.76	(16)				1.47
				Int2:	1:10.13	(19)				1.78
				Fin:	1:27.60	(18)				1.88
2	MATT Mario Blizzard	AUT	Run1:	Int1:	11.23	(1)	I1-I2:	14.05	(1)	0.00
				Int2:	25.28	(1)	I2-Fin:	15.99	(3)	0.00
				Fin:	41.27	(1)				0.00
			Run2:	Int1:	12.02	(7)	I1-I2:	15.09	(15)	0.22
				Int2:	27.11	(12)	I2-Fin:	17.37	(12)	0.75
				Fin:	44.48	(10)				0.95
			Total:	Int1:	53.29	(1)				0.00
				Int2:	1:08.38	(2)				0.03
				Fin:	1:25.75	(2)				0.03
3	MYHRER Andre Nordica	SWE	Run1:	Int1:	11.49	(9)	I1-I2:	14.46	(17)	0.26
				Int2:	25.95	(12)	I2-Fin:	15.98	(2)	0.67
				Fin:	41.93	(6)				0.66
			Run2:	Int1:	12.26	(19)	I1-I2:	14.98	(10)	0.46
				Int2:	27.24	(16)	I2-Fin:	17.16	(6)	0.88
				Fin:	44.40	(9)				0.87
			Total:	Int1:	54.19	(8)				0.90
				Int2:	1:09.17	(8)				0.82
				Fin:	1:26.33	(6)				0.61
4	GRANGE Jean-Baptiste Rossignol	FRA	Run1:	Int1:	12.16	(26)	I1-I2:	14.09	(4)	0.93
				Int2:	26.25	(22)	I2-Fin:			0.97
				Fin:	DNF					
			Run2:	Int1:			I1-I2:			
				Int2:			I2-Fin:			
				Fin:	DNF					
			Total:	Int1:						
				Int2:						
				Fin:	DNF					



Number of Competitors: 27

Bib	Name Ski	NSA	Positions			Partials			Difference		
			Pos.	Time	Rank	Pos.	Time	Rank	Time		
5	DEVILLE Cristian Voelkl	ITA	Run1:	Int1:	11.50	(10)	I1-I2:	14.16	(6)	0.27	
				Int2:	25.66	(8)		I2-Fin:	16.25	(6)	0.38
				Fin:	41.91	(5)					0.64
			Run2:	Int1:	11.99	(6)	I1-I2:	15.10	(16)	0.19	
				Int2:	27.09	(10)		I2-Fin:	19.99	(23)	0.73
				Fin:	47.08	(22)					3.55
			Total:	Int1:	53.90	(4)				0.61	
				Int2:	1:09.00	(5)				0.65	
				Fin:	1:28.99	(22)				3.27	
6	HARGIN Mattias Nordica	SWE	Run1:	Int1:	11.73	(24)	I1-I2:	15.08	(25)	0.50	
				Int2:	26.81	(25)		I2-Fin:	16.79	(21)	1.53
				Fin:	43.60	(23)					2.33
			Run2:	Int1:	12.12	(12)	I1-I2:	15.05	(13)	0.32	
				Int2:	27.17	(13)		I2-Fin:	17.37	(12)	0.81
				Fin:	44.54	(12)					1.01
			Total:	Int1:	55.72	(23)				2.43	
				Int2:	1:10.77	(23)				2.42	
				Fin:	1:28.14	(21)				2.42	
7	MOELGG Manfred Fischer	ITA	Run1:	Int1:	11.40	(5)	I1-I2:	14.16	(6)	0.17	
				Int2:	25.56	(4)		I2-Fin:	16.26	(7)	0.28
				Fin:	41.82	(3)					0.55
			Run2:	Int1:	12.10	(10)	I1-I2:	15.10	(16)	0.30	
				Int2:	27.20	(15)		I2-Fin:	17.40	(15)	0.84
				Fin:	44.60	(13)					1.07
			Total:	Int1:	53.92	(5)				0.63	
				Int2:	1:09.02	(6)				0.67	
				Fin:	1:26.42	(9)				0.70	
8	JANYK Michael Rossignol	CAN	Run1:	Int1:	11.65	(20)	I1-I2:	14.39	(14)	0.42	
				Int2:	26.04	(16)		I2-Fin:	16.62	(17)	0.76
				Fin:	42.66	(17)					1.39
			Run2:	Int1:	11.80	(1)	I1-I2:	14.70	(2)	0.00	
				Int2:	26.50	(2)		I2-Fin:	17.03	(3)	0.14
				Fin:	43.53	(1)					0.00
			Total:	Int1:	54.46	(10)				1.17	
				Int2:	1:09.16	(7)				0.81	
				Fin:	1:26.19	(5)				0.47	
9	NEUREUTHER Felix Atomic	GER	Run1:	Int1:	11.41	(6)	I1-I2:	14.12	(5)	0.18	
				Int2:	25.53	(3)		I2-Fin:	15.93	(1)	0.25
				Fin:	41.46	(2)					0.19
			Run2:	Int1:	12.15	(15)	I1-I2:	15.02	(11)	0.35	
				Int2:	27.17	(13)		I2-Fin:	17.34	(10)	0.81
				Fin:	44.51	(11)					0.98
			Total:	Int1:	53.61	(2)				0.32	
				Int2:	1:08.63	(3)				0.28	
				Fin:	1:25.97	(3)				0.25	
10	PRANGER Manfred Voelkl	AUT	Run1:	Int1:	11.52	(14)	I1-I2:	14.08	(3)	0.29	
				Int2:	25.60	(6)		I2-Fin:			0.32
				Fin:	DNF						
			Run2:	Int1:			I1-I2:				
				Int2:				I2-Fin:			
				Fin:	DNF						
			Total:	Int1:							
				Int2:							
				Fin:	DNF						

Number of Competitors: 27

Bib	Name Ski	NSA	Positions			Partials			Difference	
			Pos.	Time	Rank	Pos.	Time	Rank	Time	
11	BYGGMARK Jens Voelkl	SWE	Run1:	Int1:	11.37	(4)	I1-I2:	14.22	(8)	0.14
				Int2:	25.59	(5)	I2-Fin:	16.23	(5)	0.31
				Fin:	41.82	(3)				0.55
			Run2:	Int1:	12.13	(14)	I1-I2:	14.86	(8)	0.33
				Int2:	26.99	(8)	I2-Fin:	17.81	(21)	0.63
				Fin:	44.80	DQ				0.00
			Total:	Int1:						
	Int2:									
	Fin:									
12	ZURBRIGGEN Silvan Rossignol	SUI	Run1:	Int1:	11.61	(19)	I1-I2:	14.35	(12)	0.38
				Int2:	25.96	(14)	I2-Fin:	16.81	(22)	0.68
				Fin:	42.77	(18)				1.50
			Run2:	Int1:	12.23	(18)	I1-I2:	15.19	(21)	0.43
				Int2:	27.42	(20)	I2-Fin:	17.43	(17)	1.06
				Fin:	44.85	(16)				1.32
			Total:	Int1:	55.00	(19)				1.71
	Int2:	1:10.19	(21)				1.84			
	Fin:	1:27.62	(19)				1.90			
13	HERBST Reinfried Blizzard	AUT	Run1:	Int1:	11.58	(17)	I1-I2:	14.45	(16)	0.35
				Int2:	26.03	(15)	I2-Fin:	16.20	(4)	0.75
				Fin:	42.23	(10)				0.96
			Run2:	Int1:	12.27	(20)	I1-I2:	15.24	(22)	0.47
				Int2:	27.51	(22)	I2-Fin:	17.35	(11)	1.15
				Fin:	44.86	(17)				1.33
			Total:	Int1:	54.50	(12)				1.21
	Int2:	1:09.74	(15)				1.39			
	Fin:	1:27.09	(14)				1.37			
14	BAECK Axel Rossignol	SWE	Run1:	Int1:	11.69	(22)	I1-I2:	14.64	(22)	0.46
				Int2:	26.33	(23)	I2-Fin:	16.56	(15)	1.05
				Fin:	42.89	(20)				1.62
			Run2:	Int1:	11.89	(3)	I1-I2:	15.02	(11)	0.09
				Int2:	26.91	(5)	I2-Fin:	17.16	(6)	0.55
				Fin:	44.07	(6)				0.54
			Total:	Int1:	54.78	(17)				1.49
	Int2:	1:09.80	(16)				1.45			
	Fin:	1:26.96	(11)				1.24			
15	MISSILLIER Steve Salomon	FRA	Run1:	Int1:	11.45	(8)	I1-I2:	14.05	(1)	0.22
				Int2:	25.50	(2)	I2-Fin:	16.44	(12)	0.22
				Fin:	41.94	(7)				0.67
			Run2:	Int1:	12.32	(22)	I1-I2:	14.95	(9)	0.52
				Int2:	27.27	(18)	I2-Fin:	17.62	(19)	0.91
				Fin:	44.89	(18)				1.36
			Total:	Int1:	54.26	(9)				0.97
	Int2:	1:09.21	(9)				0.86			
	Fin:	1:26.83	(10)				1.11			
16	LIGETY Ted Head	USA	Run1:	Int1:	11.54	(15)	I1-I2:	14.53	(19)	0.31
				Int2:	26.07	(18)	I2-Fin:	16.29	(8)	0.79
				Fin:	42.36	(11)				1.09
			Run2:	Int1:	12.21	(16)	I1-I2:	15.13	(18)	0.41
				Int2:	27.34	(19)	I2-Fin:	17.30	(8)	0.98
				Fin:	44.64	(14)				1.11
			Total:	Int1:	54.57	(14)				1.28
	Int2:	1:09.70	(14)				1.35			
	Fin:	1:27.00	(12)				1.28			

Number of Competitors: 27

Bib	Name Ski	NSA	Positions			Partials			Difference		
			Pos.	Time	Rank	Pos.	Time	Rank	Time		
17	RAZZOLI Giuliano Nordica	ITA	Run1:	Int1:	11.33	(2)	I1-I2:	14.28	(11)	0.10	
				Int2:	25.61	(7)		I2-Fin:	16.38	(9)	0.33
				Fin:	41.99	(8)					0.72
			Run2:	Int1:	11.88	(2)	I1-I2:	14.48	(1)	0.08	
				Int2:	26.36	(1)		I2-Fin:	17.37	(12)	0.00
				Fin:	43.73	(4)					0.20
			Total:	Int1:	53.87	(3)				0.58	
				Int2:	1:08.35	(1)				0.00	
				Fin:	1:25.72	(1)				0.00	
18	KASPER Nolan Rossignol	USA	Run1:	Int1:	11.87	(25)	I1-I2:	14.90	(24)	0.64	
				Int2:	26.77	(24)		I2-Fin:	16.73	(20)	1.49
				Fin:	43.50	(22)					2.23
			Run2:	Int1:	12.12	(12)	I1-I2:	14.79	(5)	0.32	
				Int2:	26.91	(5)		I2-Fin:	16.75	(1)	0.55
				Fin:	43.66	(3)					0.13
			Total:	Int1:	55.62	(22)				2.33	
				Int2:	1:10.41	(22)				2.06	
				Fin:	1:27.16	(15)				1.44	
19	COUSINEAU Julien Fischer	CAN	Run1:	Int1:	11.50	(10)	I1-I2:			0.27	
				Int2:				I2-Fin:			
				Fin:	DNF						
			Run2:	Int1:			I1-I2:				
				Int2:				I2-Fin:			
				Fin:	DNF						
Total:	Int1:										
	Int2:										
	Fin:	DNF									
20	GINI Marc Fischer	SUI	Run1:	Int1:	11.54	(15)	I1-I2:	14.39	(14)	0.31	
				Int2:	25.93	(11)		I2-Fin:	16.69	(18)	0.65
				Fin:	42.62	(16)					1.35
			Run2:	Int1:	11.96	(4)	I1-I2:	14.77	(4)	0.16	
				Int2:	26.73	(3)		I2-Fin:	16.82	(2)	0.37
				Fin:	43.55	(2)					0.02
			Total:	Int1:	54.58	(15)				1.29	
				Int2:	1:09.35	(12)				1.00	
				Fin:	1:26.17	(4)				0.45	
21	LARSSON Markus Fischer	SWE	Run1:	Int1:	11.50	(10)	I1-I2:	14.26	(10)	0.27	
				Int2:	25.76	(9)		I2-Fin:	16.43	(11)	0.48
				Fin:	42.19	(9)					0.92
			Run2:	Int1:	11.97	(5)	I1-I2:	15.13	(18)	0.17	
				Int2:	27.10	(11)		I2-Fin:	17.10	(5)	0.74
				Fin:	44.20	(7)					0.67
			Total:	Int1:	54.16	(7)				0.87	
				Int2:	1:09.29	(10)				0.94	
				Fin:	1:26.39	(7)				0.67	
22	VALENCIC Mitja Elan	SLO	Run1:	Int1:	11.35	(3)	I1-I2:	14.56	(20)	0.12	
				Int2:	25.91	(10)		I2-Fin:	16.50	(14)	0.63
				Fin:	42.41	(12)					1.14
			Run2:	Int1:	12.07	(9)	I1-I2:	15.17	(20)	0.27	
				Int2:	27.24	(16)		I2-Fin:	17.42	(16)	0.88
				Fin:	44.66	(15)					1.13
			Total:	Int1:	54.48	(11)				1.19	
				Int2:	1:09.65	(13)				1.30	
				Fin:	1:27.07	(13)				1.35	

Number of Competitors: 27

Bib	Name Ski	NSA	Positions			Partials			Difference						
			Pos.	Time	Rank	Pos.	Time	Rank	Time						
23	VOGEL Markus Fischer	SUI	Run1:	Int1:	11.44	(7)	I1-I2:	14.66	(23)	0.21					
				Int2:	26.10	(20)					I2-Fin:	16.70	(19)	0.82	
				Fin:	42.80	(19)									1.53
			Run2:	Int1:	12.22	(17)	I1-I2:	14.82	(7)	0.42					
				Int2:	27.04	(9)					I2-Fin:	17.86	(22)	0.68	
				Fin:	44.90	(19)									1.37
			Total:	Int1:	55.02	(20)					1.73				
				Int2:	1:09.84	(17)									1.49
				Fin:	1:27.70	(20)									
24	SCHMIDIGER Reto Rossignol	SUI	Run1:	Int1:	11.70	(23)	I1-I2:	14.25	(9)	0.47					
				Int2:	25.95	(12)					I2-Fin:	16.57	(16)	0.67	
				Fin:	42.52	(15)									1.25
			Run2:	Int1:	12.03	(8)	I1-I2:	14.76	(3)	0.23					
				Int2:	26.79	(4)					I2-Fin:	17.09	(4)	0.43	
				Fin:	43.88	(5)									0.35
			Total:	Int1:	54.55	(13)					1.26				
				Int2:	1:09.31	(11)									0.96
				Fin:	1:26.40	(8)									
25	INNERHOFER Christof Rossignol	ITA	Run1:	Int1:	11.51	(13)	I1-I2:	14.63	(21)	0.28					
				Int2:	26.14	(21)					I2-Fin:	17.11	(23)	0.86	
				Fin:	43.25	(21)									1.98
			Run2:	Int1:	12.11	(11)	I1-I2:	14.80	(6)	0.31					
				Int2:	26.91	(5)					I2-Fin:	17.30	(8)	0.55	
				Fin:	44.21	(8)									0.68
			Total:	Int1:	55.36	(21)					2.07				
				Int2:	1:10.16	(20)									1.81
				Fin:	1:27.46	(16)									
26	SVINDAL Aksel Lund Head	NOR	Run1:	Int1:	11.66	(21)	I1-I2:	14.38	(13)	0.43					
				Int2:	26.04	(16)					I2-Fin:	16.45	(13)	0.76	
				Fin:	42.49	(14)									1.22
			Run2:	Int1:	12.39	(23)	I1-I2:	15.06	(14)	0.59					
				Int2:	27.45	(21)					I2-Fin:	17.64	(20)	1.09	
				Fin:	45.09	(20)									1.56
			Total:	Int1:	54.88	(18)					1.59				
				Int2:	1:09.94	(18)									1.59
				Fin:	1:27.58	(17)									
27	BAUMANN Romed Salomon	AUT	Run1:	Int1:			I1-I2:								
				Int2:							I2-Fin:				
				Fin:	DNF										
			Run2:	Int1:			I1-I2:								
				Int2:							I2-Fin:				
				Fin:	DNF										
			Total:	Int1:											
				Int2:											
				Fin:	DNF										

LEGEND


Pos Intermediate or Speed Position Int1: Intermediate 1 DNF Did Not Finish DQ Disqualified Fin: Finish
 Total First + Second Run Int2: Intermediate 2 Run2 Second Run Run1 First Run



AUDI FIS SKI WORLD CUP FINALS 10/11



AFTER 11th MEN'S SLALOM SLALOM FIS WCSL LIST



Number of Competitors: 58

Rank	FIS Code	Name	NSA	1	2	3	4	5	6	7	8	9	10	11	Base	- X	+ Y	= WCSL-SL
1	192665	GRANGE Jean-Baptiste	FRA	100	-	22	-	60	100	100	100	60	-	-	354	354	542	542
2	380260	KOSTELIC Ivica	CRO	60	13	80	100	100	80	45	32	-	-	-	440	440	510	510
3	50707	MATT Mario	AUT	-	-	-	50	45	32	-	50	100	100	80	58	58	457	457
4	501017	MYHRER Andre	SWE	80	9	100	15	9	40	80	26	-	50	40	253	253	449	449
5	292491	MOELGG Manfred	ITA	36	29	29	-	36	24	50	60	20	45	29	247	247	358	358
6	53831	HIRSCHER Marcel	AUT	-	100	16	80	80	50	-	-	-	-	-	326	326	326	326
7	501111	HARGIN Mattias	SWE	24	-	60	20	26	36	60	22	13	26	-	246	246	287	287
8	291145	DEVILLE Cristian	ITA	50	-	45	-	32	29	32	36	29	29	-	61	61	282	282
9	201702	NEUREUTHER Felix	GER	-	40	15	40	29	-	24	-	50	-	60	329	329	258	258
10	501101	BYGGMARK Jens	SWE	11	18	14	29	6	9	36	80	32	18	-	36	36	253	253
11	50605	HERBST Reinfried	AUT	-	-	32	60	13	45	-	-	80	-	18	560	560	248	248
11	293098	RAZZOLI Giuliano	ITA	-	-	50	-	22	60	-	-	16	-	100	324	324	248	248
13	192506	MISSILLIER Steve	FRA	22	60	2	32	15	-	10	-	40	32	26	138	138	239	239
14	501223	BAECK Axel	SWE	-	-	18	16	24	10	40	24	-	80	24	110	110	236	236
15	102435	JANYK Michael	CAN	-	-	-	45	50	14	18	-	45	-	45	287	287	217	217
16	50624	PRANGER Manfred	AUT	45	-	13	18	-	26	22	29	36	-	-	282	282	189	189
17	532138	KASPER Nolan	USA	-	-	-	-	-	22	20	16	26	80	16	7	7	180	180
17	50625	RAICH Benjamin	AUT	-	80	26	-	45	-	29	-	-	-	-	354	354	180	180
19	102239	COUSINEAU Julien	CAN	32	45	-	-	14	16	-	45	-	16	-	193	193	168	168
20	511127	GINI Marc	SUI	29	24	12	-	16	11	-	-	18	-	50	93	93	160	160
20	510890	ZURBRIGGEN Silvan	SUI	40	50	-	26	10	20	14	-	-	-	-	387	387	160	160
22	560355	VALENCIC Mitja	SLO	5	-	24	-	8	13	13	20	-	40	20	166	166	143	143
23	500656	LARSSON Markus	SWE	16	11	-	36	20	-	-	-	-	22	36	61	61	141	141
24	534562	LIGETY Ted	USA	13	-	40	-	-	-	12	-	14	-	22	65	65	101	101
25	511174	VOGEL Markus	SUI	-	20	-	-	-	-	16	-	24	36	-	-	-	96	96
26	301709	YUASA Naoki	JPN	-	10	-	13	-	-	26	40	-	-	-	70	70	89	89
27	102912	SPENCE Brad	CAN	15	-	-	14	20	18	-	-	-	-	-	65	65	67	67






AUDI FIS SKI WORLD CUP FINALS 10/11



AFTER 11th MEN'S SLALOM SLALOM FIS WCSL LIST



Number of Competitors: 58

Rank	FIS Code	Name	NSA	1	2	3	4	5	6	7	8	9	10	11	Base	- X	+ Y	= WCSL-SL
28	150398	BANK Ondrej	CZE	20	36	-	-	7	-	-	-	-	-	-	40	40	63	63
28	193347	TISSOT Maxime	FRA	-	-	7	6	-	15	-	-	11	24	-	32	32	63	63
28	102922	WHITE Trevor	CAN	12	22	-	11	-	-	8	-	-	10	-	27	27	63	63
31	202462	DOPFER Fritz	GER	18	-	-	-	-	-	15	-	15	14	-	-	-	62	62
31	191459	LIZEROUX Julien	FRA	26	-	36	-	-	-	-	-	-	-	-	541	541	62	62
33	910000	IMBODEN Urs	MDA	-	-	-	24	-	5	11	18	-	-	-	115	115	58	58
33	511896	MURISIER Justin	SUI	-	32	-	9	4	-	-	-	-	13	-	-	-	58	58
35	150594	TREJBAL Filip	CZE	14	-	-	12	-	8	-	-	-	15	-	41	41	49	49
36	50824	DREIER Christoph	AUT	-	26	-	-	-	-	-	-	-	20	-	10	10	46	46
37	293797	GROSS Stefano	ITA	-	-	20	-	-	-	-	-	-	22	-	10	10	42	42
38	511908	SCHMIDIGER Reto	SUI	-	-	-	-	-	-	-	-	-	9	32	-	-	41	41
39	561148	SKUBE Matic	SLO	-	-	4	22	-	-	-	-	-	12	-	8	8	38	38
40	421400	MYHRE Lars Elton	NOR	-	16	8	-	-	12	-	-	-	-	-	120	120	36	36
41	421483	JANSRUD Kjetil	NOR	-	14	10	-	11	-	-	-	-	-	-	-	-	35	35
42	501116	LAHDENPERAE Anton	SWE	9	12	-	-	5	-	7	-	-	-	-	60	60	33	33
43	534508	CHODOUNSKY David	USA	-	-	11	-	12	-	9	-	-	-	-	-	-	32	32
44	192504	MERMILLOD BLONDIN T.	FRA	10	-	-	-	-	-	-	-	11	-	-	17	17	21	21
45	50981	HOERL Wolfgang	AUT	4	-	3	-	-	-	-	-	-	12	-	42	42	19	19
46	102456	BIGGS Patrick	CAN	9	-	-	-	-	-	-	-	9	-	-	24	24	18	18
47	180251	PALANDER Kalle	FIN	-	8	9	-	-	-	-	-	-	-	-	10	10	17	17
47	301312	SASAKI Akira	JPN	-	-	5	5	-	7	-	-	-	-	-	94	94	17	17
49	290732	THALER Patrick	ITA	-	15	-	-	-	-	-	-	-	-	-	41	41	15	15
50	50931	BECHTER Patrick	AUT	6	-	-	-	-	-	-	-	-	8	-	14	14	14	14
51	102727	STUTZ Paul	CAN	-	-	-	-	-	6	6	-	-	-	-	-	-	12	12
52	201891	SCHMID Philipp	GER	-	-	-	-	-	-	-	-	-	11	-	-	-	11	11
53	510997	BERTHOD Marc	SUI	-	-	-	10	-	-	-	-	-	-	-	33	33	10	10
54	51395	DIGRUBER Marc	AUT	-	-	-	-	-	-	-	-	8	-	-	-	-	8	8






AUDI FIS SKI WORLD CUP FINALS 10/11



AFTER 11th MEN'S SLALOM SLALOM FIS WCSL LIST



Number of Competitors: 58

Rank	FIS Code	Name	NSA	1	2	3	4	5	6	7	8	9	10	11	Base	- X	+ Y	= WCSL-SL
54	480736	KHOROSHILOV Alexander	RUS	-	-	-	8	-	-	-	-	-	-	-	2	2	8	8
56	530165	BRANDENBURG Will	USA	-	-	-	7	-	-	-	-	-	-	-	-	-	7	7
56	192943	OBERT Anthony	FRA	7	-	-	-	-	-	-	-	-	-	-	23	23	7	7
58	421669	HAUGEN Leif Kristian	NOR	-	-	6	-	-	-	-	-	-	-	-	-	-	6	6

Number of Competitors per Nation until 60th position

AUT : 9	CAN : 6	CRO : 1	CZE : 2	FIN : 1	FRA : 6
GER : 3	ITA : 5	JPN : 2	MDA : 1	NOR : 3	RUS : 1
SLO : 2	SUI : 6	SWE : 6	USA : 4		

LEGEND

Base Last season WCSL points
X (Base / number of planned races in the current season) * number of completed races in the current season
Y WC points won in the current season
WCSL-SL World Cup Start List points for Slalom





AUDI FIS SKI WORLD CUP FINALS 10/11



AFTER 11th MEN'S SLALOM OVERALL FIS WCSL LIST

Number of Competitors: 160

Rank	FIS Code	Name	NSA	WCSL	DH	SL	GS	SG	SC	CE
1	380260	KOSTELIC Ivica	CRO	1468	90 (26)	510 (2)	140 (10)	283 (3)	345 (1)	100 (1)
2	510030	CUCHE Didier	SUI	1118	590 (1)	–	172 (8)	341 (1)	–	15 (9)
3	421328	SVINDAL Aksel Lund	NOR	984	265 (9)	–	356 (3)	113 (18)	220 (3)	30 (5)
4	293006	INNERHOFER Christof	ITA	884	302 (6)	–	–	283 (3)	299 (2)	–
5	511313	JANKA Carlo	SUI	865	226 (11)	–	271 (6)	241 (5)	112 (9)	15 (9)
6	51215	BAUMANN Romed	AUT	817	319 (5)	–	125 (13)	237 (7)	106 (10)	30 (5)
7	50041	WALCHHOFER Michael	AUT	787	534 (2)	–	–	238 (6)	–	15 (9)
8	510890	ZURBRIGGEN Silvan	SUI	765	327 (4)	160 (20)	6 (49)	129 (15)	143 (7)	–
9	534562	LIGETY Ted	USA	710	5 (58)	101 (24)	483 (1)	27 (37)	79 (16)	15 (9)
10	50625	RAICH Benjamin	AUT	642	9 (54)	180 (17)	99 (19)	229 (8)	95 (11)	30 (5)
11	50753	KROELL Klaus	AUT	603	435 (3)	–	–	168 (12)	–	–
12	421483	JANSRUD Kjetil	NOR	566	14 (46)	35 (41)	285 (4)	46 (27)	171 (4)	15 (9)
13	192665	GRANGE Jean-Baptiste	FRA	554	–	542 (1)	12 (43)	–	–	–
14	192746	THEAUX Adrien	FRA	538	265 (9)	–	–	201 (10)	72 (18)	–
15	532431	MILLER Bode	USA	531	206 (14)	–	80 (23)	145 (14)	40 (26)	60 (3)
16	292491	MOELGG Manfred	ITA	479	–	358 (5)	92 (20)	–	29 (30)	–
17	292455	FILL Peter	ITA	475	175 (15)	–	–	129 (15)	156 (5)	15 (9)
18	53831	HIRSCHER Marcel	AUT	469	–	326 (6)	128 (12)	–	–	15 (9)
19	50707	MATT Mario	AUT	457	–	457 (3)	–	–	–	–
20	501017	MYHRER Andre	SWE	449	–	449 (4)	–	–	–	–
21	50742	REICHELTH Hannes	AUT	442	39 (36)	–	115 (14)	287 (2)	1 (57)	–
22	201702	NEUREUTHER Felix	GER	440	–	258 (9)	52 (30)	–	80 (14)	50 (4)
23	102263	GUAY Erik	CAN	403	278 (8)	–	–	125 (17)	–	–
24	511383	FEUZ Beat	SUI	392	283 (7)	–	–	33 (35)	76 (17)	–
25	191423	RICHARD Cyprien	FRA	383	–	–	383 (2)	–	–	–
26	150398	BANK Ondrej	CZE	348	21 (40)	63 (28)	112 (16)	1 (59)	151 (6)	–
27	50858	STREITBERGER Georg	AUT	329	102 (24)	–	–	227 (9)	–	–
28	192506	MISSILLIER Steve	FRA	328	–	239 (13)	89 (21)	–	–	–
29	51327	PUCHNER Joachim	AUT	305	173 (17)	–	–	81 (21)	51 (23)	–
30	292514	HEEL Werner	ITA	288	118 (22)	–	–	155 (13)	–	15 (9)
31	501111	HARGIN Mattias	SWE	287	–	287 (7)	–	–	–	–
32	291145	DEVILLE Cristian	ITA	282	–	282 (8)	–	–	–	–
33	50605	HERBST Reinfried	AUT	278	–	248 (11)	–	–	–	30 (5)
34	191750	FANARA Thomas	FRA	273	–	–	273 (5)	–	–	–
35	560447	SPORN Andrej	SLO	272	220 (12)	–	–	52 (24)	–	–
36	51005	SCHEIBER Mario	AUT	267	159 (18)	–	–	108 (19)	–	–
37	51007	SCHOERGHOFER P.	AUT	266	–	–	233 (7)	–	33 (28)	–





AUDI FIS SKI WORLD CUP FINALS 10/11



AFTER 11th MEN'S SLALOM OVERALL FIS WCSL LIST

Number of Competitors: 160

Rank	FIS Code	Name	NSA	WCSL	DH	SL	GS	SG	SC	CE
38	511139	KUENG Patrick	SUI	262	210 (13)	-	-	52 (24)	-	-
39	501101	BYGGMARK Jens	SWE	253	-	253 (10)	-	-	-	-
40	293098	RAZZOLI Giuliano	ITA	248	-	248 (11)	-	-	-	-
41	501223	BAECK Axel	SWE	236	-	236 (14)	-	-	-	-
42	102435	JANYK Michael	CAN	217	-	217 (15)	-	-	-	-
43	510747	GRUENENFELDER T.	SUI	196	21 (40)	-	-	175 (11)	-	-
44	191591	BERTRAND Yannick	FRA	190	139 (20)	-	-	51 (26)	-	-
45	50624	PRANGER Manfred	AUT	189	-	189 (16)	-	-	-	-
46	191740	CLAREY Johan	FRA	182	174 (16)	-	-	8 (48)	-	-
47	532138	KASPER Nolan	USA	180	-	180 (17)	-	-	-	-
48	560332	JERMAN Andrej	SLO	178	156 (19)	-	-	22 (39)	-	-
49	191746	DE TESSIERES G.	FRA	174	-	-	137 (11)	37 (33)	-	-
50	291459	PARIS Dominik	ITA	171	126 (21)	-	-	4 (55)	41 (25)	-
51	102239	COUSINEAU Julien	CAN	168	-	168 (19)	-	-	-	-
52	500656	LARSSON Markus	SWE	162	-	141 (23)	21 (37)	-	-	-
53	511127	GINI Marc	SUI	160	-	160 (20)	-	-	-	-
54	201606	KEPPLER Stephan	GER	153	57 (31)	-	-	96 (20)	-	-
55	292000	BLARDONE M.	ITA	151	-	-	151 (9)	-	-	-
55	194364	PINTURAUULT Alexis	FRA	151	-	-	87 (22)	40 (31)	24 (31)	-
57	560355	VALENCIC Mitja	SLO	143	-	143 (22)	-	-	-	-
58	191459	LIZEROUX Julien	FRA	142	-	62 (31)	-	-	-	80 (2)
58	380292	ZRNCIC-DIM Natko	CRO	142	14 (46)	-	-	-	128 (8)	-
60	501076	OLSSON Hans	SWE	140	56 (32)	-	-	40 (31)	44 (24)	-
61	293550	MARSAGLIA Matteo	ITA	139	45 (35)	-	-	31 (36)	63 (20)	-
62	202462	DOPFER Fritz	GER	127	-	62 (31)	65 (26)	-	-	-
63	102899	OSBORNE-PARADIS M.	CAN	126	80 (28)	-	-	46 (27)	-	-
64	510997	BERTHOD Marc	SUI	125	-	10 (53)	100 (18)	-	15 (35)	-
64	510767	HOFFMANN Ambrosi	SUI	125	113 (23)	-	-	12 (43)	-	-
64	192504	MERMILLOD BLONDIN	FRA	125	-	21 (44)	24 (35)	-	80 (14)	-
67	501324	OLSSON Matts	SWE	123	-	-	114 (15)	-	9 (43)	-
68	511352	VILETTA Sandro	SUI	122	-	-	71 (25)	36 (34)	15 (35)	-
69	500150	JAERBYN Patrik	SWE	117	51 (33)	-	-	66 (23)	-	-
70	50600	GOERGL Stephan	AUT	110	-	-	39 (32)	71 (22)	-	-
71	292120	SIMONCELLI Davide	ITA	107	-	-	107 (17)	-	-	-
72	421400	MYHRE Lars Elton	NOR	105	-	36 (40)	-	-	69 (19)	-
73	192932	FAYED Guillermo	FRA	101	97 (25)	-	-	-	4 (52)	-
74	102271	HUDEC Jan	CAN	100	89 (27)	-	-	11 (45)	-	-

19-03-2011 / Lenzerheide (SUI) / 1452

Page 2/5

www.fisalpine.com

Generation Date: SAT 19 MAR 2011

Time: 13:15

Document: 60B 1.0





Audi
FIS Ski World Cup

AUDI FIS SKI WORLD CUP FINALS 10/11



SKI WORLD CUP

AFTER 11th MEN'S SLALOM OVERALL FIS WCSL LIST

Number of Competitors: 160

Rank	FIS Code	Name	NSA	WCSL	DH	SL	GS	SG	SC	CE
75	511174	VOGEL Markus	SUI	96	-	96 (25)	-	-	-	-
76	53853	SIEBER Bjoern	AUT	93	-	-	10 (46)	-	83 (12)	-
77	511529	GISIN Marc	SUI	90	67 (30)	-	-	3 (56)	20 (33)	-
78	301709	YUASA Naoki	JPN	89	-	89 (26)	-	-	-	-
79	511896	MURISIER Justin	SUI	88	-	58 (33)	30 (33)	-	-	-
80	180570	ROMAR Andreas	FIN	86	14 (46)	-	-	13 (41)	59 (21)	-
81	294904	PANGRAZZI Paolo	ITA	81	-	-	-	-	81 (13)	-
82	533866	NYMAN Steven	USA	80	74 (29)	-	-	6 (52)	-	-
82	180534	SANDELL Marcus	FIN	80	-	-	80 (23)	-	-	-
84	102961	DIXON Robbie	CAN	79	26 (38)	-	7 (48)	46 (27)	-	-
85	534959	JITLOFF Tim	USA	72	-	-	15 (40)	-	57 (22)	-
86	193347	TISSOT Maxime	FRA	71	-	63 (28)	-	-	8 (45)	-
87	192653	FREY Thomas	FRA	70	-	-	44 (31)	26 (38)	-	-
88	102912	SPENCE Brad	CAN	67	-	67 (27)	-	-	-	-
89	511908	SCHMIDIGER Reto	SUI	63	-	41 (38)	-	-	22 (32)	-
89	102922	WHITE Trevor	CAN	63	-	63 (28)	-	-	-	-
91	421669	HAUGEN Leif Kristian	NOR	62	-	6 (58)	56 (28)	-	-	-
92	910000	IMBODEN Urs	MDA	58	-	58 (33)	-	-	-	-
92	290693	PLONER Alexander	ITA	58	-	-	58 (27)	-	-	-
94	50833	GRUGGER Hans	AUT	57	48 (34)	-	-	9 (47)	-	-
95	420148	KARLSEN Truls Ove	NOR	56	-	-	56 (28)	-	-	-
96	531799	FORD Tommy	USA	55	-	-	13 (42)	42 (30)	-	-
97	150594	TREJBAL Filip	CZE	49	-	49 (35)	-	-	-	-
98	50824	DREIER Christoph	AUT	46	-	46 (36)	-	-	-	-
99	293797	GROSS Stefano	ITA	42	-	42 (37)	-	-	-	-
100	561148	SKUBE Matic	SLO	38	-	38 (39)	-	-	-	-
101	180251	PALANDER Kalle	FIN	35	-	17 (47)	18 (39)	-	-	-
101	103271	THOMSEN Benjamin	CAN	35	33 (37)	-	-	-	2 (55)	-
103	90131	GEORGIEV Georgi	BUL	34	-	-	-	-	34 (27)	-
104	501116	LAHDENPERAE Anton	SWE	33	-	33 (42)	-	-	-	-
105	534508	CHODOUNSKY David	USA	32	-	32 (43)	-	-	-	-
105	102403	SEMPLE Ryan	CAN	32	-	-	-	-	32 (29)	-
107	530874	GANONG Travis	USA	28	17 (44)	-	-	11 (45)	-	-
108	990048	BORSOTTI Giovanni	ITA	25	-	-	25 (34)	-	-	-
109	294277	KLOTZ Siegmur	ITA	24	11 (50)	-	-	-	13 (38)	-
110	292056	GUFLER Michael	ITA	23	-	-	23 (36)	-	-	-
111	561087	MARKIC Gasper	SLO	22	22 (39)	-	-	-	-	-

19-03-2011 / Lenzerheide (SUI) / 1452

Page 3/5

www.fisalpine.com

Generation Date: SAT 19 MAR 2011

Time: 13:15

Document: 60B 1.0





Audi
FIS Ski World Cup

AUDI FIS SKI WORLD CUP FINALS 10/11



SKI WORLD CUP

AFTER 11th MEN'S SLALOM OVERALL FIS WCSL LIST

Number of Competitors: 160

Rank	FIS Code	Name	NSA	WCSL	DH	SL	GS	SG	SC	CE
112	290998	STAUDACHER Patrick	ITA	21	-	-	-	21 (40)	-	-
112	510498	ZUEGER Cornel	SUI	21	14 (46)	-	-	7 (51)	-	-
114	292967	EISATH Florian	ITA	20	-	-	20 (38)	-	-	-
114	103090	HELIE Louis-Pierre	CAN	20	20 (42)	-	-	-	-	-
116	51395	DIGRUBER Marc	AUT	19	-	8 (54)	-	-	11 (40)	-
116	50981	HOERL Wolfgang	AUT	19	-	19 (45)	-	-	-	-
118	102456	BIGGS Patrick	CAN	18	-	18 (46)	-	-	-	-
118	910004	DEFLORIAN Mirko	MDA	18	-	-	-	-	18 (34)	-
118	294911	PATSCHIEDER Hagen	ITA	18	10 (51)	-	-	8 (48)	-	-
118	201811	STECHELT Tobias	GER	18	18 (43)	-	-	-	-	-
122	301312	SASAKI Akira	JPN	17	-	17 (47)	-	-	-	-
123	530165	BRANDENBURG Will	USA	16	-	7 (56)	-	-	9 (43)	-
123	561216	KLINE Bostjan	SLO	16	16 (45)	-	-	-	-	-
125	480736	KHOROSHILOV A.	RUS	15	-	8 (54)	-	-	7 (48)	-
125	511142	LUEOEND Vitus	SUI	15	9 (54)	-	-	-	6 (50)	-
125	290732	THALER Patrick	ITA	15	-	15 (49)	-	-	-	-
128	50931	BECHTER Patrick	AUT	14	-	14 (50)	-	-	-	-
128	194495	FAIVRE Mathieu	FRA	14	-	-	-	-	14 (37)	-
128	101895	ROY Jean-Philippe	CAN	14	-	-	14 (41)	-	-	-
128	292291	THANEI Stefan	ITA	14	4 (59)	-	-	-	10 (41)	-
132	560406	GORZA Ales	SLO	13	-	-	-	13 (41)	-	-
133	510993	ALBRECHT Daniel	SUI	12	-	-	12 (43)	-	-	-
133	102814	BOURQUE Francois	CAN	12	-	-	-	12 (43)	-	-
133	53817	FRANZ Max	AUT	12	-	-	-	2 (57)	10 (41)	-
133	561117	KUERNER Miha	SLO	12	-	-	-	-	12 (39)	-
133	534038	NICKERSON Warner	USA	12	-	-	12 (43)	-	-	-
133	102727	STUTZ Paul	CAN	12	-	12 (51)	-	-	-	-
139	201891	SCHMID Philipp	GER	11	-	11 (52)	-	-	-	-
140	534939	FISHER Erik	USA	10	10 (51)	-	-	-	-	-
140	191964	POISSON David	FRA	10	10 (51)	-	-	-	-	-
142	150644	KRYZL Krystof	CZE	8	-	-	-	-	8 (45)	-
142	53902	MAYER Matthias	AUT	8	-	-	-	8 (48)	-	-
142	51159	NOESIG Christoph	AUT	8	-	-	8 (47)	-	-	-
142	561067	PERKO Rok	SLO	8	8 (56)	-	-	-	-	-
142	380298	SIROKI Tin	CRO	8	-	-	-	-	8 (45)	-
147	192943	OBERT Anthony	FRA	7	-	7 (56)	-	-	-	-
147	380290	SAMSAL Dalibor	CRO	7	-	-	-	-	7 (48)	-

19-03-2011 / Lenzerheide (SUI) / 1452

Page 4/5

www.fisalpine.com

Generation Date: SAT 19 MAR 2011

Time: 13:15

Document: 60B 1.0





AUDI FIS SKI WORLD CUP FINALS 10/11



AFTER 11th MEN'S SLALOM OVERALL FIS WCSL LIST

Number of Competitors: 160

Rank	FIS Code	Name	NSA	WCSL	DH	SL	GS	SG	SC	CE
149	201987	STRODL Andreas	GER	6	6 (57)	-	-	-	-	-
150	421650	BJERKESTRAND Iver	NOR	5	-	-	-	5 (53)	-	-
150	220656	DRAKE Ed	GBR	5	-	-	-	-	5 (51)	-
150	561085	KRIZAJ Andrej	SLO	5	-	-	-	5 (53)	-	-
153	430429	BYDLINSKI Maciej	POL	4	-	-	-	-	4 (52)	-
153	200379	SANDER Andreas	GER	4	4 (59)	-	-	-	-	-
155	100558	COOK Dustin	CAN	3	-	-	-	-	3 (54)	-
156	990081	CASSE Mattia	ITA	2	-	-	-	2 (57)	-	-
156	421859	NILSEN Markus	NOR	2	-	-	2 (50)	-	-	-
156	150495	VRABLIK Martin	CZE	2	-	-	-	-	2 (55)	-
159	53968	BERTHOLD Frederic	AUT	1	-	-	-	-	1 (57)	-
159	533131	SULLIVAN Marco	USA	1	-	-	-	1 (59)	-	-

LEGEND

SC Super Combined points **CE** City Event points **DH** Downhill points **WCSL** Overall points **SL** Slalom points
GS Giant Slalom points **SG** Super-G points

19-03-2011 / Lenzerheide (SUI) / 1452

Page 5/5

www.fisalpine.com

Generation Date: SAT 19 MAR 2011

Time: 13:15

Document: 60B 1.0





AUDI FIS SKI WORLD CUP FINALS 10/11



10th MEN'S SLALOM SLALOM FIS WORLD CUP STANDINGS

Number of Competitors: 58

Rank	FIS Code	Name	NSA	Race Dates and Locations										WC-SL	Diff.
				1	2	3	4	5	6	7	8	9	10		
1	380260	KOSTELIC Ivica	CRO	60	13	80	100	100	80	45	-	-	-	478	
2	192665	GRANGE Jean-Baptiste	FRA	100	-	22	-	60	100	100	60	-	-	442	- 36
3	501017	MYHRER Andre	SWE	80	9	100	15	9	40	80	-	50	40	423	- 55
4	50707	MATT Mario	AUT	-	-	-	50	45	32	-	100	100	80	407	- 71
5	53831	HIRSCHER Marcel	AUT	-	100	16	80	80	50	-	-	-	-	326	- 152
6	292491	MOELGG Manfred	ITA	36	29	29	-	36	24	50	20	45	29	298	- 180
7	501111	HARGIN Mattias	SWE	24	-	60	20	26	36	60	13	26	-	265	- 213
8	201702	NEUREUTHER Felix	GER	-	40	15	40	29	-	24	50	-	60	258	- 220
9	50605	HERBST Reinfried	AUT	-	-	32	60	13	45	-	80	-	18	248	- 230
9	293098	RAZZOLI Giuliano	ITA	-	-	50	-	22	60	-	16	-	100	248	- 230
11	291145	DEVILLE Cristian	ITA	50	-	45	-	32	29	32	29	29	-	246	- 232
12	192506	MISSILLIER Steve	FRA	22	60	2	32	15	-	10	40	32	26	239	- 239
13	102435	JANYK Michael	CAN	-	-	-	45	50	14	18	45	-	45	217	- 261
14	501223	BAECK Axel	SWE	-	-	18	16	24	10	40	-	80	24	212	- 266
15	50625	RAICH Benjamin	AUT	-	80	26	-	45	-	29	-	-	-	180	- 298
16	501101	BYGGMARK Jens	SWE	11	18	14	29	6	9	36	32	18	-	173	- 305
17	532138	KASPER Nolan	USA	-	-	-	-	-	22	20	26	80	16	164	- 314
18	511127	GINI Marc	SUI	29	24	12	-	16	11	-	18	-	50	160	- 318
18	50624	PRANGER Manfred	AUT	45	-	13	18	-	26	22	36	-	-	160	- 318
18	510890	ZURBRIGGEN Silvan	SUI	40	50	-	26	10	20	14	-	-	-	160	- 318
21	500656	LARSSON Markus	SWE	16	11	-	36	20	-	-	-	22	36	141	- 337
22	102239	COUSINEAU Julien	CAN	32	45	-	-	14	16	-	-	16	-	123	- 355
22	560355	VALENCIC Mitja	SLO	5	-	24	-	8	13	13	-	40	20	123	- 355
24	534562	LIGETY Ted	USA	13	-	40	-	-	12	14	-	22	-	101	- 377
25	511174	VOGEL Markus	SUI	-	20	-	-	-	-	16	24	36	-	96	- 382
26	102912	SPENCE Brad	CAN	15	-	-	14	20	18	-	-	-	-	67	- 411
27	150398	BANK Ondrej	CZE	20	36	-	-	7	-	-	-	-	-	63	- 415
27	193347	TISSOT Maxime	FRA	-	-	7	6	-	15	-	11	24	-	63	- 415





AUDI FIS SKI WORLD CUP FINALS 10/11



10th MEN'S SLALOM SLALOM FIS WORLD CUP STANDINGS



Number of Competitors: 58

Rank	FIS Code	Name	NSA	1	2	3	4	5	6	7	8	9	10	WC-SL	Diff.
27	102922	WHITE Trevor	CAN	12	22	-	11	-	-	8	-	10	-	63	- 415
30	202462	DOPFER Fritz	GER	18	-	-	-	-	15	15	14	-	-	62	- 416
30	191459	LIZEROUX Julien	FRA	26	-	36	-	-	-	-	-	-	-	62	- 416
32	511896	MURISIER Justin	SUI	-	32	-	9	4	-	-	13	-	-	58	- 420
33	150594	TREJBAL Filip	CZE	14	-	-	12	-	8	-	15	-	-	49	- 429
33	301709	YUASA Naoki	JPN	-	10	-	13	-	-	26	-	-	-	49	- 429
35	50824	DREIER Christoph	AUT	-	26	-	-	-	-	-	20	-	-	46	- 432
36	293797	GROSS Stefano	ITA	-	-	20	-	-	-	-	22	-	-	42	- 436
37	511908	SCHMIDIGER Reto	SUI	-	-	-	-	-	-	-	-	9	32	41	- 437
38	910000	IMBODEN Urs	MDA	-	-	-	24	-	5	11	-	-	-	40	- 438
39	561148	SKUBE Matic	SLO	-	-	4	22	-	-	-	12	-	-	38	- 440
40	421400	MYHRE Lars Elton	NOR	-	16	8	-	-	12	-	-	-	-	36	- 442
41	421483	JANSRUD Kjetil	NOR	-	14	10	-	11	-	-	-	-	-	35	- 443
42	501116	LAHDENPERAE Anton	SWE	9	12	-	-	5	-	7	-	-	-	33	- 445
43	534508	CHODOUNSKY David	USA	-	-	11	-	12	-	9	-	-	-	32	- 446
44	192504	MERMILLOD BLONDIN T.	FRA	10	-	-	-	-	-	-	11	-	-	21	- 457
45	50981	HOERL Wolfgang	AUT	4	-	3	-	-	-	-	12	-	-	19	- 459
46	102456	BIGGS Patrick	CAN	9	-	-	-	-	-	-	9	-	-	18	- 460
47	180251	PALANDER Kalle	FIN	-	8	9	-	-	-	-	-	-	-	17	- 461
47	301312	SASAKI Akira	JPN	-	-	5	5	-	7	-	-	-	-	17	- 461
49	290732	THALER Patrick	ITA	-	15	-	-	-	-	-	-	-	-	15	- 463
50	50931	BECHTER Patrick	AUT	6	-	-	-	-	-	-	8	-	-	14	- 464
51	102727	STUTZ Paul	CAN	-	-	-	-	-	6	6	-	-	-	12	- 466
52	201891	SCHMID Philipp	GER	-	-	-	-	-	-	-	11	-	-	11	- 467
53	510997	BERTHOD Marc	SUI	-	-	-	10	-	-	-	-	-	-	10	- 468
54	51395	DIGRUBER Marc	AUT	-	-	-	-	-	-	-	8	-	-	8	- 470
54	480736	KHOROSHILOV Alexander	RUS	-	-	-	8	-	-	-	-	-	-	8	- 470
56	530165	BRANDENBURG Will	USA	-	-	-	7	-	-	-	-	-	-	7	- 471





AUDI FIS SKI WORLD CUP FINALS 10/11



10th MEN'S SLALOM SLALOM FIS WORLD CUP STANDINGS

14 NOV 2010 Levi (FIN)
 12 DEC 2010 Val d'Isère (FRA)
 6 JAN 2011 Zagreb (CRO)
 9 JAN 2011 Adelboden (SUI)
 16 JAN 2011 Wengen (SUI)
 23 JAN 2011 Kitzbühel (AUT)
 25 JAN 2011 Schladming (AUT)
 27 FEB 2011 Bansko (BUL)
 6 MAR 2011 Kranjska Gora (SLO)
 19 MAR 2011 Lenzerheide (SUI)

Number of Competitors: 58

Rank	FIS Code	Name	NSA	1	2	3	4	5	6	7	8	9	10	WC-SL	Diff.
56	192943	OBERT Anthony	FRA	7	-	-	-	-	-	-	-	-	-	7	- 471
58	421669	HAUGEN Leif Kristian	NOR	-	-	6	-	-	-	-	-	-	-	6	- 472

LEGEND

WC-SL World Cup points for Slalom Diff. Points Difference

19-03-2011 / Lenzerheide (SUI) / 1452

Page 3/3

www.fisalpine.com

Generation Date: SAT 19 MAR 2011

Time: 13:15

Document: 25A 1.0





AUDI FIS SKI WORLD CUP FINALS 10/11



10th MEN'S SLALOM OVERALL FIS WORLD CUP STANDINGS

Number of Competitors: 159

Rank	FIS Code	Name	NSA	Points	DH	SL	GS	SG	SC	CE
					9 races	10 races	6 races	6 races	4 races	1 race
1	380260	KOSTELIC Ivica	CRO	1356	90 (25)	478 (1)	120 (11)	223 (3)	345 (1)	100 (1)
2	510030	CUCHE Didier	SUI	956	510 (1)	–	140 (9)	291 (1)	–	15 (9)
3	511313	JANKA Carlo	SUI	793	226 (9)	–	235 (5)	205 (6)	112 (6)	15 (9)
4	421328	SVINDAL Aksel Lund	NOR	789	220 (10)	–	306 (2)	113 (16)	120 (5)	30 (5)
5	50041	WALCHHOFER Michael	AUT	727	498 (2)	–	–	214 (4)	–	15 (9)
6	510890	ZURBRIGGEN Silvan	SUI	723	305 (4)	160 (18)	6 (49)	109 (17)	143 (4)	–
7	51215	BAUMANN Romed	AUT	703	269 (5)	–	101 (17)	197 (7)	106 (7)	30 (5)
8	293006	INNERHOFER Christof	ITA	644	242 (8)	–	–	183 (9)	219 (2)	–
9	534562	LIGETY Ted	USA	610	5 (58)	101 (24)	383 (1)	27 (35)	79 (13)	15 (9)
10	50753	KROELL Klaus	AUT	579	411 (3)	–	–	168 (12)	–	–
11	50625	RAICH Benjamin	AUT	547	9 (54)	180 (15)	99 (19)	184 (8)	45 (18)	30 (5)
12	192746	THEAUX Adrien	FRA	512	265 (6)	–	–	175 (10)	72 (15)	–
13	421483	JANSRUD Kjetil	NOR	495	14 (46)	35 (41)	240 (4)	46 (27)	145 (3)	15 (9)
14	532431	MILLER Bode	USA	471	190 (12)	–	58 (24)	123 (14)	40 (22)	60 (3)
15	53831	HIRSCHER Marcel	AUT	469	–	326 (5)	128 (10)	–	–	15 (9)
16	192665	GRANGE Jean-Baptiste	FRA	454	–	442 (2)	12 (42)	–	–	–
17	201702	NEUREUTHER Felix	GER	440	–	258 (8)	52 (29)	–	80 (11)	50 (4)
18	501017	MYHRER Andre	SWE	423	–	423 (3)	–	–	–	–
19	292491	MOELGG Manfred	ITA	419	–	298 (6)	92 (20)	–	29 (28)	–
20	50707	MATT Mario	AUT	407	–	407 (4)	–	–	–	–
21	292455	FILL Peter	ITA	368	157 (17)	–	–	100 (19)	96 (9)	15 (9)
22	511383	FEUZ Beat	SUI	363	254 (7)	–	–	33 (34)	76 (14)	–
23	50742	REICHELTH Hannes	AUT	362	39 (36)	–	115 (12)	207 (5)	1 (56)	–
24	50858	STREITBERGER Georg	AUT	329	102 (23)	–	–	227 (2)	–	–
25	192506	MISSILLIER Steve	FRA	328	–	239 (12)	89 (21)	–	–	–
26	150398	BANK Ondrej	CZE	303	21 (40)	63 (27)	112 (14)	1 (59)	106 (7)	–
26	102263	GUAY Erik	CAN	303	178 (14)	–	–	125 (13)	–	–
26	191423	RICHARD Cyprien	FRA	303	–	–	303 (3)	–	–	–
29	51327	PUCHNER Joachim	AUT	283	173 (15)	–	–	81 (21)	29 (28)	–
30	50605	HERBST Reinfried	AUT	278	–	248 (9)	–	–	–	30 (5)
31	51005	SCHEIBER Mario	AUT	267	159 (16)	–	–	108 (18)	–	–
32	501111	HARGIN Mattias	SWE	265	–	265 (7)	–	–	–	–
33	511139	KUENG Patrick	SUI	262	210 (11)	–	–	52 (24)	–	–
34	292514	HEEL Werner	ITA	256	118 (22)	–	–	123 (14)	–	15 (9)
35	293098	RAZZOLI Giuliano	ITA	248	–	248 (9)	–	–	–	–
36	291145	DEVILLE Cristian	ITA	246	–	246 (11)	–	–	–	–
37	191750	FANARA Thomas	FRA	233	–	–	233 (6)	–	–	–

19-03-2011 / Lenzerheide (SUI) / 1452

Page 1/5

www.fisalpine.com

Generation Date: SAT 19 MAR 2011

Time: 13:15

Document: 25B 1.0





AUDI FIS SKI WORLD CUP FINALS 10/11



10th MEN'S SLALOM OVERALL FIS WORLD CUP STANDINGS

Number of Competitors: 159

Rank	FIS Code	Name	NSA	Points	DH	SL	GS	SG	SC	CE
					9 races	10 races	6 races	6 races	4 races	1 race
38	560447	SPORN Andrej	SLO	232	180 (13)	–	–	52 (24)	–	–
39	102435	JANYK Michael	CAN	217	–	217 (13)	–	–	–	–
40	501223	BAECK Axel	SWE	212	–	212 (14)	–	–	–	–
41	51007	SCHOERGHOFER P.	AUT	206	–	–	173 (7)	–	33 (24)	–
42	510747	GRUENENFELDER T.	SUI	196	21 (40)	–	–	175 (10)	–	–
43	191591	BERTRAND Yannick	FRA	190	139 (20)	–	–	51 (26)	–	–
44	560332	JERMAN Andrej	SLO	178	156 (18)	–	–	22 (38)	–	–
45	501101	BYGGMARK Jens	SWE	173	–	173 (16)	–	–	–	–
46	291459	PARIS Dominik	ITA	171	126 (21)	–	–	4 (55)	41 (20)	–
47	532138	KASPER Nolan	USA	164	–	164 (17)	–	–	–	–
48	500656	LARSSON Markus	SWE	162	–	141 (21)	21 (36)	–	–	–
49	511127	GINI Marc	SUI	160	–	160 (18)	–	–	–	–
49	50624	PRANGER Manfred	AUT	160	–	160 (18)	–	–	–	–
51	201606	KEPPLER Stephan	GER	153	57 (30)	–	–	96 (20)	–	–
52	292000	BLARDONE M.	ITA	151	–	–	151 (8)	–	–	–
52	194364	PINTURAUULT Alexis	FRA	151	–	–	87 (22)	40 (30)	24 (30)	–
54	191740	CLAREY Johan	FRA	150	142 (19)	–	–	8 (48)	–	–
55	191746	DE TESSIERES G.	FRA	145	–	–	108 (15)	37 (32)	–	–
56	191459	LIZEROUX Julien	FRA	142	–	62 (30)	–	–	–	80 (2)
57	501076	OLSSON Hans	SWE	140	56 (31)	–	–	40 (30)	44 (19)	–
58	102899	OSBORNE–PARADIS M.	CAN	126	80 (28)	–	–	46 (27)	–	–
59	510997	BERTHOD Marc	SUI	125	–	10 (53)	100 (18)	–	15 (33)	–
59	192504	MERMILLOD BLONDIN	FRA	125	–	21 (44)	24 (34)	–	80 (11)	–
61	102239	COUSINEAU Julien	CAN	123	–	123 (22)	–	–	–	–
61	293550	MARSAGLIA Matteo	ITA	123	45 (35)	–	–	15 (40)	63 (16)	–
61	501324	OLSSON Matts	SWE	123	–	–	114 (13)	–	9 (42)	–
61	560355	VALENCIC Mitja	SLO	123	–	123 (22)	–	–	–	–
65	511352	VILETTA Sandro	SUI	122	–	–	71 (23)	36 (33)	15 (33)	–
66	500150	JAERBYN Patrik	SWE	117	51 (33)	–	–	66 (23)	–	–
67	202462	DOPFER Fritz	GER	111	–	62 (30)	49 (30)	–	–	–
68	50600	GOERGL Stephan	AUT	110	–	–	39 (32)	71 (22)	–	–
68	380292	ZRNCIC–DIM Natko	CRO	110	14 (46)	–	–	–	96 (9)	–
70	292120	SIMONCELLI Davide	ITA	107	–	–	107 (16)	–	–	–
71	192932	FAYED Guillermo	FRA	101	97 (24)	–	–	–	4 (51)	–
72	102271	HUDEC Jan	CAN	100	89 (26)	–	–	11 (45)	–	–
73	510767	HOFFMANN Ambrosi	SUI	99	87 (27)	–	–	12 (43)	–	–
74	511174	VOGEL Markus	SUI	96	–	96 (25)	–	–	–	–

19-03-2011 / Lenzerheide (SUI) / 1452

Page 2/5

www.fisalpine.com

Generation Date: SAT 19 MAR 2011

Time: 13:15

Document: 25B 1.0



10th MEN'S SLALOM OVERALL FIS WORLD CUP STANDINGS

Number of Competitors: 159

Rank	FIS Code	Name	NSA	Points	DH	SL	GS	SG	SC	CE
					9 races	10 races	6 races	6 races	4 races	1 race
75	511529	GISIN Marc	SUI	90	67 (29)	–	–	3 (56)	20 (32)	–
76	102961	DIXON Robbie	CAN	79	26 (38)	–	7 (48)	46 (27)	–	–
77	53853	SIEBER Bjoern	AUT	73	–	–	10 (45)	–	63 (16)	–
78	193347	TISSOT Maxime	FRA	71	–	63 (27)	–	–	8 (44)	–
79	192653	FREY Thomas	FRA	70	–	–	44 (31)	26 (36)	–	–
80	421400	MYHRE Lars Elton	NOR	69	–	36 (40)	–	–	33 (24)	–
81	511896	MURISIER Justin	SUI	68	–	58 (32)	10 (45)	–	–	–
82	102912	SPENCE Brad	CAN	67	–	67 (26)	–	–	–	–
83	511908	SCHMIDIGER Reto	SUI	63	–	41 (37)	–	–	22 (31)	–
83	102922	WHITE Trevor	CAN	63	–	63 (27)	–	–	–	–
85	421669	HAUGEN Leif Kristian	NOR	62	–	6 (58)	56 (26)	–	–	–
86	533866	NYMAN Steven	USA	60	54 (32)	–	–	6 (52)	–	–
87	290693	PLONER Alexander	ITA	58	–	–	58 (24)	–	–	–
88	50833	GRUGGER Hans	AUT	57	48 (34)	–	–	9 (47)	–	–
88	180570	ROMAR Andreas	FIN	57	14 (46)	–	–	13 (41)	30 (27)	–
90	420148	KARLSEN Truls Ove	NOR	56	–	–	56 (26)	–	–	–
91	534959	JITLOFF Tim	USA	54	–	–	15 (39)	–	39 (23)	–
91	180534	SANDELL Marcus	FIN	54	–	–	54 (28)	–	–	–
93	150594	TREJBAL Filip	CZE	49	–	49 (33)	–	–	–	–
93	301709	YUASA Naoki	JPN	49	–	49 (33)	–	–	–	–
95	50824	DREIER Christoph	AUT	46	–	46 (35)	–	–	–	–
96	293797	GROSS Stefano	ITA	42	–	42 (36)	–	–	–	–
97	294904	PANGRAZZI Paolo	ITA	41	–	–	–	–	41 (20)	–
98	910000	IMBODEN Urs	MDA	40	–	40 (38)	–	–	–	–
99	561148	SKUBE Matic	SLO	38	–	38 (39)	–	–	–	–
100	531799	FORD Tommy	USA	37	–	–	13 (41)	24 (37)	–	–
101	180251	PALANDER Kalle	FIN	35	–	17 (47)	18 (38)	–	–	–
101	103271	THOMSEN Benjamin	CAN	35	33 (37)	–	–	–	2 (54)	–
103	501116	LAHDENPERAE Anton	SWE	33	–	33 (42)	–	–	–	–
104	534508	CHODOUNSKY David	USA	32	–	32 (43)	–	–	–	–
104	102403	SEMPLE Ryan	CAN	32	–	–	–	–	32 (26)	–
106	530874	GANONG Travis	USA	28	17 (44)	–	–	11 (45)	–	–
107	990048	BORSOTTI Giovanni	ITA	25	–	–	25 (33)	–	–	–
108	294277	KLOTZ Siegmur	ITA	24	11 (50)	–	–	–	13 (36)	–
109	292056	GUFLER Michael	ITA	23	–	–	23 (35)	–	–	–
110	561087	MARKIC Gasper	SLO	22	22 (39)	–	–	–	–	–
111	290998	STAUDACHER Patrick	ITA	21	–	–	–	21 (39)	–	–



AUDI FIS SKI WORLD CUP FINALS 10/11



10th MEN'S SLALOM OVERALL FIS WORLD CUP STANDINGS

Number of Competitors: 159

Rank	FIS Code	Name	NSA	Points	DH	SL	GS	SG	SC	CE
					9 races	10 races	6 races	6 races	4 races	1 race
111	510498	ZUEGER Cornel	SUI	21	14 (46)	–	–	7 (51)	–	–
113	292967	EISATH Florian	ITA	20	–	–	20 (37)	–	–	–
113	103090	HELIE Louis-Pierre	CAN	20	20 (42)	–	–	–	–	–
115	51395	DIGRUBER Marc	AUT	19	–	8 (54)	–	–	11 (38)	–
115	50981	HOERL Wolfgang	AUT	19	–	19 (45)	–	–	–	–
117	102456	BIGGS Patrick	CAN	18	–	18 (46)	–	–	–	–
117	294911	PATSCHIEDER Hagen	ITA	18	10 (51)	–	–	8 (48)	–	–
117	201811	STECHECHERT Tobias	GER	18	18 (43)	–	–	–	–	–
120	301312	SASAKI Akira	JPN	17	–	17 (47)	–	–	–	–
121	530165	BRANDENBURG Will	USA	16	–	7 (56)	–	–	9 (42)	–
121	561216	KLINE Bostjan	SLO	16	16 (45)	–	–	–	–	–
123	480736	KHOROSHILOV A.	RUS	15	–	8 (54)	–	–	7 (47)	–
123	511142	LUEOEND Vitus	SUI	15	9 (54)	–	–	–	6 (49)	–
123	290732	THALER Patrick	ITA	15	–	15 (49)	–	–	–	–
126	50931	BECHTER Patrick	AUT	14	–	14 (50)	–	–	–	–
126	194495	FAIVRE Mathieu	FRA	14	–	–	–	–	14 (35)	–
126	101895	ROY Jean-Philippe	CAN	14	–	–	14 (40)	–	–	–
126	292291	THANEI Stefan	ITA	14	4 (59)	–	–	–	10 (39)	–
130	560406	GORZA Ales	SLO	13	–	–	–	13 (41)	–	–
131	510993	ALBRECHT Daniel	SUI	12	–	–	12 (42)	–	–	–
131	102814	BOURQUE Francois	CAN	12	–	–	–	12 (43)	–	–
131	53817	FRANZ Max	AUT	12	–	–	–	2 (57)	10 (39)	–
131	561117	KUERNER Miha	SLO	12	–	–	–	–	12 (37)	–
131	534038	NICKERSON Warner	USA	12	–	–	12 (42)	–	–	–
131	102727	STUTZ Paul	CAN	12	–	12 (51)	–	–	–	–
137	201891	SCHMID Philipp	GER	11	–	11 (52)	–	–	–	–
138	534939	FISHER Erik	USA	10	10 (51)	–	–	–	–	–
138	90131	GEORGIEV Georgi	BUL	10	–	–	–	–	10 (39)	–
138	191964	POISSON David	FRA	10	10 (51)	–	–	–	–	–
141	150644	KRYZL Krystof	CZE	8	–	–	–	–	8 (44)	–
141	53902	MAYER Matthias	AUT	8	–	–	–	8 (48)	–	–
141	51159	NOESIG Christoph	AUT	8	–	–	8 (47)	–	–	–
141	561067	PERKO Rok	SLO	8	8 (56)	–	–	–	–	–
141	380298	SIROKI Tin	CRO	8	–	–	–	–	8 (44)	–
146	192943	OBERT Anthony	FRA	7	–	7 (56)	–	–	–	–
146	380290	SAMSAL Dalibor	CRO	7	–	–	–	–	7 (47)	–
148	201987	STRODL Andreas	GER	6	6 (57)	–	–	–	–	–

19-03-2011 / Lenzerheide (SUI) / 1452

Page 4/5

www.fisalpine.com

Generation Date: SAT 19 MAR 2011

Time: 13:15

Document: 25B 1.0





AUDI FIS SKI WORLD CUP FINALS 10/11



10th MEN'S SLALOM OVERALL FIS WORLD CUP STANDINGS

Number of Competitors: 159

Rank	FIS Code	Name	NSA	Points	DH	SL	GS	SG	SC	CE
					9 races	10 races	6 races	6 races	4 races	1 race
149	421650	BJERKESTRAND Iver	NOR	5	-	-	-	5 (53)	-	-
149	220656	DRAKE Ed	GBR	5	-	-	-	-	5 (50)	-
149	561085	KRIZAJ Andrej	SLO	5	-	-	-	5 (53)	-	-
152	430429	BYDLINSKI Maciej	POL	4	-	-	-	-	4 (51)	-
152	200379	SANDER Andreas	GER	4	4 (59)	-	-	-	-	-
154	100558	COOK Dustin	CAN	3	-	-	-	-	3 (53)	-
155	990081	CASSE Mattia	ITA	2	-	-	-	2 (57)	-	-
155	421859	NILSEN Markus	NOR	2	-	-	2 (50)	-	-	-
155	150495	VRABLIK Martin	CZE	2	-	-	-	-	2 (54)	-
158	53968	BERTHOLD Frederic	AUT	1	-	-	-	-	1 (56)	-
158	533131	SULLIVAN Marco	USA	1	-	-	-	1 (59)	-	-

LEGEND

SC Super Combined points **SG** Super-G points **Points** Overall points **SL** Slalom points **CE** City Event
GS Giant Slalom points **DH** Downhill points

19-03-2011 / Lenzerheide (SUI) / 1452

Page 5/5

www.fisalpine.com

Generation Date: SAT 19 MAR 2011

Time: 13:15

Document: 25B 1.0





AUDI FIS SKI WORLD CUP FINALS 10/11



10th MEN'S SLALOM MEN FIS NATION CUP

Number of Nations: 19

Rank	NSA	Points	Diff.	DH	SL	GS	SG	SC	CE
1	AUT Austria	5684		1708	1408	673	1476	299	120
2	SUI Switzerland	4164	- 1520	1703	525	574	923	409	30
3	ITA Italy	3036	- 2648	713	849	476	456	512	30
4	FRA France	3006	- 2678	653	834	900	337	202	80
5	SWE Sweden	1648	- 4036	107	1247	135	106	53	-
6	USA United States	1495	- 4189	276	304	481	192	167	75
7	CRO Croatia	1481	- 4203	104	478	120	223	456	100
8	NOR Norway	1478	- 4206	234	77	660	164	298	45
9	CAN Canada	1224	- 4460	426	500	21	240	37	-
10	GER Germany	743	- 4941	85	331	101	96	80	50
11	SLO Slovenia	647	- 5037	382	161	-	92	12	-
12	CZE Czech Republic	362	- 5322	21	112	112	1	116	-
13	FIN Finland	146	- 5538	14	17	72	13	30	-
14	JPN Japan	66	- 5618	-	66	-	-	-	-
15	MDA Moldova	40	- 5644	-	40	-	-	-	-
16	RUS Russian Federation	15	- 5669	-	8	-	-	7	-
17	BUL Bulgaria	10	- 5674	-	-	-	-	10	-
18	GBR Great Britain	5	- 5679	-	-	-	-	5	-
19	POL Poland	4	- 5680	-	-	-	-	4	-





AUDI FIS SKI WORLD CUP FINALS 10/11



10th MEN'S SLALOM FIS OVERALL NATION CUP

Number of Nations: 23

Rk	NSA	Overall			DH Points			SL Points			GS Points			SG Points			SC Points			CE Points		
		M+W	M	W	M+W	M	W	M+W	M	W	M+W	M	W	M+W	M	W	M+W	M	W	M+W	M	W
1	AUT	10404	5684	4720	2629	1708	921	2857	1408	1449	1541	673	868	2246	1476	770	891	299	592	240	120	120
2	SUI	6376	4164	2212	2671	1703	968	667	525	142	660	574	86	1698	923	775	590	409	181	90	30	60
3	ITA	5168	3036	2132	1255	713	542	1196	849	347	1069	476	593	827	456	371	741	512	229	80	30	50
4	FRA	4999	3006	1993	1158	653	505	1325	834	491	1540	900	640	559	337	222	307	202	105	110	80	30
5	USA	4931	1495	3436	1588	276	1312	507	304	203	878	481	397	1289	192	1097	549	167	382	120	75	45
6	GER	4223	743	3480	687	85	602	1500	331	1169	1005	101	904	631	96	535	305	80	225	95	50	45
7	SWE	3446	1648	1798	423	107	316	2017	1247	770	329	135	194	401	106	295	176	53	123	100	-	100
8	SLO	1898	647	1251	686	382	304	472	161	311	217	-	217	178	92	86	265	12	253	80	-	80
9	CAN	1752	1224	528	523	426	97	662	500	162	157	21	136	325	240	85	85	37	48	-	-	-
10	CRO	1555	1481	74	104	104	-	552	478	74	120	120	-	223	223	-	456	456	-	100	100	-
10	NOR	1555	1478	77	279	234	45	77	77	-	660	660	-	174	164	10	320	298	22	45	45	-
12	FIN	920	146	774	14	14	-	551	17	534	312	72	240	13	13	-	30	30	-	-	-	-
13	CZE	543	362	181	21	21	-	290	112	178	115	112	3	1	1	-	116	116	-	-	-	-
14	SVK	370	-	370	-	-	-	362	-	362	8	-	8	-	-	-	-	-	-	-	-	-
15	SPA	111	-	111	37	-	37	-	-	-	-	-	-	74	-	74	-	-	-	-	-	-
16	JPN	66	66	-	-	-	-	66	66	-	-	-	-	-	-	-	-	-	-	-	-	-
17	LIE	55	-	55	-	-	-	55	-	55	-	-	-	-	-	-	-	-	-	-	-	-
18	MDA	40	40	-	-	-	-	40	40	-	-	-	-	-	-	-	-	-	-	-	-	-
19	RUS	15	15	-	-	-	-	8	8	-	-	-	-	-	-	-	7	7	-	-	-	-
20	BUL	10	10	-	-	-	-	-	-	-	-	-	-	-	-	-	10	10	-	-	-	-
21	GBR	9	5	4	-	-	-	-	-	-	4	-	4	-	-	-	5	5	-	-	-	-
22	POL	4	4	-	-	-	-	-	-	-	-	-	-	-	-	-	4	4	-	-	-	-
23	MON	1	-	1	-	-	-	-	-	-	-	-	-	-	-	-	1	-	1	-	-	-



AFTER 10th MEN'S SLALOM
MANUFACTURERS STANDINGS MEN

Number of Manufacturers: 11

Rank	Manufacturer	Points	Diff.	DH	SL	GS	SG	SC	CE
1	Atomic	3300		1015	625	590	660	330	80
2	Head	2675	- 625	825	40	915	495	310	90
3	Fischer	1950	- 1350	45	655	480	325	345	100
4	Salomon	1905	- 1395	915	100	240	500	120	30
5	Rossignol	1760	- 1540	380	895	-	170	315	-
6	Nordica	800	- 2500	80	720	-	-	-	-
7	Blizzard	590	- 2710	-	560	-	-	-	30
8	Elan	255	- 3045	90	40	45	-	80	-
9	Stoekli	150	- 3150	50	-	-	100	-	-
10	Voelkl	140	- 3160	-	140	-	-	-	-
11	Dynastar	80	- 3220	-	-	-	-	-	80



AUDI FIS SKI WORLD CUP FINALS 10/11



AFTER 10th MEN'S SLALOM MANUFACTURERS STANDINGS OVERALL

Number of Manufacturers: 11

Rk	Manuf.	Overall			DH Points			SL Points			GS Points			SG Points			SC Points			CE Points		
		M+W	M	W	M+W	M	W	M+W	M	W	M+W	M	W	M+W	M	W	M+W	M	W	M+W	M	W
1	Head	7525	2675	4850	2565	825	1740	645	40	605	1250	915	335	1785	495	1290	1070	310	760	210	90	120
2	Atomic	5165	3300	1865	1335	1015	320	1560	625	935	730	590	140	1045	660	385	415	330	85	80	80	-
3	Rossignol	3150	1760	1390	425	380	45	1395	895	500	715	-	715	170	170	-	315	315	-	130	-	130
4	Fischer	2905	1950	955	45	45	-	1200	655	545	890	480	410	325	325	-	345	345	-	100	100	-
5	Salomon	2595	1905	690	1095	915	180	560	100	460	240	240	-	500	500	-	120	120	-	80	30	50
6	Voelkl	1330	140	1190	440	-	440	270	140	130	85	-	85	435	-	435	100	-	100	-	-	-
7	Nordica	1220	800	420	120	80	40	720	720	-	380	-	380	-	-	-	-	-	-	-	-	-
8	Stoeckli	1060	150	910	180	50	130	220	-	220	190	-	190	180	100	80	180	-	180	110	-	110
9	Blizzard	590	590	-	-	-	-	560	560	-	-	-	-	-	-	-	-	-	-	30	30	-
10	Dynastar	290	80	210	110	-	110	-	-	-	-	-	-	100	-	100	-	-	-	80	80	-
11	Elan	255	255	-	90	90	-	40	40	-	45	45	-	-	-	-	80	80	-	-	-	-

