

AUDI FIS SKI WORLD CUP 2010/11
Beaver Creek (USA)



2nd MEN'S SUPER-G

SAT 4 DEC 2010

ALPHABETICAL LIST OF COMPETITORS

Number of Competitors: 69, Number of NSA: 16

Nation	FIS Code	Name	FIS Points (2nd of December 2010 – List 5)							
			DH	SL	GS	SG	SC			
AUT (10)	51215	BAUMANN Romed	5.96 (28)	25.03 (305)	3.49 (10)	5.36 (24)	3.66 (6)			
	50600	GOERGL Stephan	40.05 (188)	177.64 (4752)	6.30 (34)	8.79 (45)	–			
	50833	GRUGGER Hans	4.92 (18)	143.71 (4141)	32.50 (492)	7.02 (39)	–			
	50753	KROELL Klaus	4.15 (9)	1067.08 (6264)	309.72 (5960)	5.68 (27)	–			
	51327	PUCHNER Joachim	7.55 (35)	66.68 (1741)	19.65 (185)	10.66 (54)	5.77 (28)			
	50625	RAICH Benjamin	16.81 (73)	2.59 (6)	1.05 (4)	2.55 (6)	0.00 (1)			
	50742	REICHELTHANN Hannes	16.53 (69)	545.73 (6072)	5.57 (26)	3.71 (9)	27.97 (95)			
	51005	SCHEIBER Mario	2.15 (4)	37.71 (694)	10.30 (58)	2.69 (8)	6.04 (33)			
	50858	STREITBERGER Georg	16.47 (68)	346.99 (5869)	66.02 (1746)	4.49 (17)	6.86 (38)			
50041	WALCHHOFFER Michael	2.33 (5)	112.49 (3298)	56.22 (1361)	1.44 (3)	33.95 (134)				
CAN (7)	102814	BOURQUE Francois	20.15 (88)	38.25 (706)	9.58 (53)	6.12 (33)	31.55 (118)			
	100558	COOK Dustin	27.56 (127)	20.17 (211)	14.10 (92)	15.41 (80)	28.70 (99)			
	102961	DIXON Robbie	5.80 (25)	73.54 (1987)	10.80 (61)	5.43 (25)	50.57 (228)			
	102263	GUAY Erik	4.49 (11)	260.85 (5565)	14.03 (90)	0.38 (2)	154.73 (1034)			
	103090	HELIE Louis-Pierre	21.64 (95)	24.99 (302)	35.50 (580)	13.42 (62)	55.77 (270)			
	102899	OSBORNE-PARADIS Manuel	3.40 (8)	125.33 (3680)	24.62 (285)	3.80 (12)	–			
103271	THOMSEN Benjamin	23.26 (104)	37.44 (684)	31.41 (460)	25.48 (161)	45.44 (201)				
CRO (3)	380260	KOSTELIC Ivica	5.59 (21)	0.77 (3)	5.03 (17)	4.88 (21)	0.82 (3)			
	380298	SIROKI Tin	38.16 (171)	26.28 (339)	27.91 (367)	34.10 (240)	36.94 (152)			
	380292	ZRNCIC-DIM Natko	15.62 (65)	12.45 (91)	22.90 (237)	18.52 (109)	3.82 (7)			
CZE (1)	150398	BANK Ondrej	22.70 (99)	7.43 (43)	5.69 (27)	29.44 (197)	4.38 (11)			
FIN (1)	180570	ROMAR Andreas	16.32 (67)	18.57 (178)	12.31 (75)	13.79 (66)	27.97 (95)			
FRA (5)	191591	BERTRAND Yannick	9.16 (42)	539.05 (6063)	30.30 (426)	12.56 (58)	36.66 (151)			
	191746	DE TESSIERES Gauthier	42.66 (205)	14.49 (116)	6.27 (33)	6.37 (35)	31.67 (121)			
	193560	PASQUIER Alexandre	18.55 (80)	117.62 (3465)	19.82 (186)	17.90 (99)	27.03 (92)			
	191964	POISSON David	5.33 (20)	274.94 (5641)	25.44 (305)	18.46 (107)	138.86 (902)			
	192746	THEAUX Adrien	5.98 (29)	37.87 (697)	10.18 (56)	4.72 (19)	4.96 (18)			
GBR (1)	220656	DRAKE Ed	36.64 (164)	–	24.82 (292)	9.50 (47)	31.83 (122)			
GER (3)	201606	KEPPLER Stephan	19.21 (81)	562.28 (6085)	47.38 (1007)	10.01 (49)	33.50 (131)			
	201811	STECHERT Tobias	15.23 (63)	143.64 (4138)	73.34 (2042)	16.92 (93)	52.17 (238)			

04-12-2010 / Beaver Creek (USA) / 1596

Page 1/3

Data Processing by LONGINES

www.fis-ski.com

LONGINES Timing

Generation Date: FRI 3 DEC 2010

Time: 17:19

Document: 32E 1.0



Number of Competitors: 69, Number of NSA: 16

Nation	FIS Code	Name	FIS Points (2nd of December 2010 – List 5)										
			DH		SL		GS		SG		SC		
GER (3)	201900	WAGNER Hannes	16.70	(71)	31.40	(484)	48.64	(1051)	13.52	(65)	19.30	(67)	
	ITA (8)	292455	FILL Peter	4.70	(14)	48.30	(1025)	18.08	(147)	4.01	(13)	4.57	(13)
		292514	HEEL Werner	3.28	(7)	239.76	(5432)	110.02	(3390)	4.26	(15)	5.99	(29)
293006		INNERHOFER Christof	6.38	(32)	18.73	(182)	16.29	(113)	4.34	(16)	4.57	(13)	
294277		KLOTZ Siegmarr	6.78	(34)	30.95	(471)	25.62	(310)	20.13	(127)	20.98	(72)	
293550		MARSAGLIA Matteo	18.50	(79)	18.15	(168)	16.20	(111)	14.73	(75)	8.65	(42)	
291459		PARIS Dominik	6.00	(31)	47.52	(989)	44.61	(909)	14.48	(72)	5.17	(21)	
294911		PATSCHIEDER Hagen	14.36	(61)	93.68	(2681)	21.22	(210)	15.74	(83)	36.32	(150)	
290998		STAUDACHER Patrick	8.84	(40)	247.37	(5484)	110.69	(3405)	3.71	(9)	46.96	(205)	
NOR (3)	421483	JANSRUD Kjetil	15.04	(62)	14.70	(120)	1.01	(3)	5.99	(30)	4.07	(8)	
	421954	LYSDAHL Espen	31.24	(141)	13.64	(104)	13.72	(84)	15.98	(85)	19.47	(68)	
	421328	SVINDAL Aksel Lund	2.10	(3)	17.24	(156)	2.56	(8)	0.00	(1)	4.45	(12)	
SLO (5)	560406	GORZA Ales	75.65	(498)	32.68	(510)	13.14	(81)	5.13	(23)	6.86	(38)	
	560332	JERMAN Andrej	4.84	(16)	59.23	(1447)	31.67	(469)	5.70	(28)	42.39	(176)	
	561085	KRIZAJ Andrej	31.50	(142)	42.98	(846)	37.84	(681)	12.42	(57)	63.98	(319)	
	561067	PERKO Rok	6.38	(32)	67.50	(1778)	24.38	(278)	6.93	(38)	53.18	(250)	
	560447	SPORN Andrej	4.49	(11)	33.48	(542)	21.50	(213)	7.27	(40)	26.57	(90)	
SPA (1)	491129	TERRA Ferran	33.02	(150)	83.20	(2347)	18.59	(161)	29.05	(188)	49.27	(222)	
SUI (8)	510030	CUCHE Didier	0.00	(1)	1211.84	(6287)	3.25	(9)	2.59	(7)	11.05	(46)	
	511529	GISIN Marc	8.76	(39)	14.57	(119)	12.36	(76)	15.68	(82)	19.53	(69)	
	510747	GRUENENFELDER Tobias	5.71	(24)	539.05	(6063)	19.38	(176)	2.09	(5)	42.06	(174)	
	511313	JANKA Carlo	1.01	(2)	78.34	(2168)	0.00	(1)	1.69	(4)	0.48	(2)	
	511139	KUENG Patrick	4.83	(15)	33.74	(552)	27.83	(366)	5.89	(29)	25.47	(88)	
	511405	OREILLER Ami	13.51	(57)	39.99	(749)	14.91	(97)	12.67	(60)	19.27	(66)	
	511634	SPESCHA Christian	12.49	(53)	52.66	(1195)	8.46	(43)	10.65	(53)	10.21	(44)	
	510890	ZURBRIGGEN Silvan	5.88	(26)	1.66	(5)	17.41	(133)	13.34	(61)	1.44	(5)	
SVK (1)	700724	BABUSIAK Jaroslav	74.94	(488)	24.02	(285)	23.41	(250)	36.17	(260)	65.98	(341)	
SWE (3)	501230	ERICSSON Daniel	27.94	(131)	28.16	(399)	23.31	(246)	14.85	(77)	18.28	(65)	
	500150	JAERBYN Patrik	5.91	(27)	500.02	(6049)	150.79	(4482)	5.49	(26)	-		
	501076	OLSSON Hans	4.84	(16)	14.31	(114)	21.87	(222)	15.39	(79)	29.76	(104)	
USA (9)	534939	FISHER Erik	18.16	(78)	47.89	(1008)	19.39	(177)	19.20	(117)	22.85	(76)	
	531799	FORD Tommy	50.84	(263)	10.32	(65)	7.99	(40)	32.88	(237)	43.49	(185)	
	534289	FRANK Chris	36.75	(165)	15.90	(134)	12.88	(80)	15.81	(84)	32.50	(128)	
	530874	GANONG Travis	8.21	(37)	78.94	(2187)	23.83	(260)	11.70	(56)	76.38	(420)	
	534562	LIGETY Ted	23.98	(108)	5.88	(27)	0.00	(1)	4.84	(20)	4.09	(9)	
	532431	MILLER Bode	4.52	(13)	6.35	(34)	10.18	(56)	3.74	(11)	0.99	(4)	
	533866	NYMAN Steven	8.27	(38)	81.80	(2297)	51.01	(1145)	16.80	(91)	23.46	(79)	
	533131	SULLIVAN Marco	13.77	(58)	265.74	(5596)	42.13	(818)	6.00	(32)	153.40	(1019)	
	530939	WEIBRECHT Andrew	5.99	(30)	104.58	(3038)	34.44	(546)	4.93	(22)	11.05	(46)	



AUDI FIS SKI WORLD CUP 2010/11
Beaver Creek (USA)




2nd MEN'S SUPER-G
ALPHABETICAL LIST OF COMPETITORS

SAT 4 DEC 2010

LEGEND					
DH Downhill	SL Slalom	GS Giant Slalom	SG Super-G	SC Super Combined	
04-12-2010 / Beaver Creek (USA) / 1596					Page 3/3
Data Processing by LONGINES		www.fis-ski.com		LONGINES Timing	
Generation Date: FRI 3 DEC 2010		Time: 17:19		Document: 32E 1.0	





AUDI FIS SKI WORLD CUP 2010/11 Beaver Creek (USA)



2nd MEN'S SUPER-G DRAW LIST BY POINTS

SAT 4 DEC 2010

Number of Competitors: 69, Number of NSA: 16 Ranked 100 in the FIS List: **BUDER A.** FIS Pts: 18.13

No.	FIS Code	Name	Nation	WCSL-SG	WCSL-O	FIS-SG
1	421328	SVINDAL Aksel Lund	NOR	364 (1)	1119 (3)	0.00 (1)
2	102263	GUAY Erik	CAN	344 (2)	532 (16)	0.38 (2)
3	50041	WALCHHOFER Michael	AUT	289 (3)	664 (10)	1.44 (3)
4	511313	JANKA Carlo	SUI	276 (4)	1444 (1)	1.69 (4)
5	510747	GRUENEFELDER Tobias	SUI	255 (5)	347 (24)	2.09 (5)
6	50625	RAICH Benjamin	AUT	231 (6)	1219 (2)	2.55 (6)
7	510030	CUCHE Didier	SUI	229 (7)	1027 (5)	2.59 (7)
8	51005	SCHEIBER Mario	AUT	224 (8)	595 (13)	2.69 (8)
9	50742	REICHELTH Hannes	AUT	171 (9)	242 (38)	3.71 (9)
10	290998	STAUDACHER Patrick	ITA	171 (9)	219 (44)	3.71 (10)
11	532431	MILLER Bode	USA	169 (11)	615 (12)	3.74 (11)
12	102899	OSBORNE-PARADIS Manuel	CAN	166 (12)	439 (21)	3.80 (12)
13	292455	FILL Peter	ITA	155 (13)	432 (22)	4.01 (13)
14	292514	HEEL Werner	ITA	142 (15)	462 (20)	4.26 (14)
15	293006	INNERHOFER Christof	ITA	138 (16)	299 (29)	4.34 (15)
16	+500 534562	LIGETY Ted	USA	112 (20)	741 (8)	4.84 (18)
17	+500 380260	KOSTELIC Ivica	CRO	110 (21)	1030 (4)	4.88 (19)
18	+500 51215	BAUMANN Romed	AUT	85 (24)	500 (19)	5.36 (22)
19	+500 421483	JANSRUD Kjetil	NOR	52 (30)	558 (15)	5.99 (28)
20	+500 510890	ZURBRIGGEN Silvan	SUI	51 (32)	779 (6)	13.34 (44)
21	50858	STREITBERGER Georg	AUT	130 (17)	184 (53)	4.49 (16)
22	192746	THEAUX Adrien	FRA	118 (19)	282 (31)	4.72 (17)
23	530939	WEIBRECHT Andrew	USA	107 (22)	213 (46)	4.93 (20)
24	560406	GORZA Ales	SLO	97 (23)	135 (61)	5.13 (21)
25	102961	DIXON Robbie	CAN	81 (25)	186 (51)	5.43 (23)
26	500150	JAERBYN Patrik	SWE	78 (26)	154 (59)	5.49 (24)
27	50753	KROELL Klaus	AUT	68 (27)	282 (31)	5.68 (25)
28	560332	JERMAN Andrej	SLO	67 (28)	227 (41)	5.70 (26)
29	511139	KUENG Patrick	SUI	57 (29)	229 (40)	5.89 (27)
30	533131	SULLIVAN Marco	USA	44 (33)	94 (72)	6.00 (29)
31	102814	BOURQUE Francois	CAN	3 (57)	6 (146)	6.12 (30)
32	191746	DE TESSIERES Gauthier	FRA	14 (42)	53 (90)	6.37 (31)
33	561067	PERKO Rok	SLO	1 (64)	54 (89)	6.93 (32)
34	50833	GRUGGER Hans	AUT	10 (47)	164 (56)	7.02 (33)
35	560447	SPORN Andrej	SLO	19 (37)	226 (42)	7.27 (34)
36	50600	GOERGL Stephan	AUT	8 (52)	23 (118)	8.79 (35)
37	220656	DRAKE Ed	GBR	-	-	9.50 (36)

04-12-2010 / Beaver Creek (USA) / 1596

Page 1/2

Data Processing by LONGINES

www.fis-ski.com

LONGINES Timing

Generation Date: FRI 3 DEC 2010

Time: 17:21

Document: 45A 1.0




Number of Competitors: 69, Number of NSA: 16 Ranked 100 in the FIS List: BUDER A. FIS Pts: 18.13

No.	FIS Code	Name	Nation	WCSL-SG	WCSL-O	FIS-SG
38	201606	KEPPLER Stephan	GER	29 (35)	57 (87)	10.01 (37)
39	511634	SPESCHA Christian	SUI	-	-	10.65 (38)
40	51327	PUCHNER Joachim	AUT	10 (47)	68 (82)	10.66 (39)
41	530874	GANONG Travis	USA	14 (42)	14 (129)	11.70 (40)
42	561085	KRIZAJ Andrej	SLO	14 (42)	24 (116)	12.42 (41)
43	191591	BERTRAND Yannick	FRA	16 (41)	50 (93)	12.56 (42)
44	511405	OREILLER Ami	SUI	-	-	12.67 (43)
45	103090	HELIE Louis-Pierre	CAN	-	8 (143)	13.42 (45)
46	201900	WAGNER Hannes	GER	-	-	13.52 (46)
47	180570	ROMAR Andreas	FIN	-	-	13.79 (47)
48	291459	PARIS Dominik	ITA	17 (39)	109 (65)	14.48 (48)
49	293550	MARSAGLIA Matteo	ITA	-	-	14.73 (49)
50	501230	ERICSSON Daniel	SWE	-	-	14.85 (50)
51	501076	OLSSON Hans	SWE	-	176 (55)	15.39 (51)
52	100558	COOK Dustin	CAN	-	-	15.41 (52)
53	511529	GISIN Marc	SUI	-	11 (134)	15.68 (53)
54	294911	PATSCHEIDER Hagen	ITA	-	-	15.74 (54)
55	534289	FRANK Chris	USA	-	-	15.81 (55)
56	421954	LYSDAHL Espen	NOR	-	-	15.98 (56)
57	533866	NYMAN Steven	USA	-	41 (100)	16.80 (57)
58	201811	STECHERT Tobias	GER	9 (51)	9 (138)	16.92 (58)
59	193560	PASQUIER Alexandre	FRA	-	-	17.90 (59)
60	191964	POISSON David	FRA	-	122 (63)	> 18.46 (60)
61	380292	ZRNCIC-DIM Natko	CRO	6 (54)	192 (48)	> 18.52 (61)
62	534939	FISHER Erik	USA	10 (47)	41 (100)	> 19.20 (62)
63	294277	KLOTZ Siegmund	ITA	-	-	> 20.13 (63)
64	103271	THOMSEN Benjamin	CAN	-	-	> 25.48 (64)
65	491129	TERRA Ferran	SPA	-	-	> 29.05 (65)
66	150398	BANK Ondrej	CZE	-	223 (43)	> 29.44 (66)
67	531799	FORD Tommy	USA	-	17 (123)	> 32.88 (67)
68	380298	SIROKI Tin	CRO	-	1 (157)	> 34.10 (68)
69	700724	BABUSIAK Jaroslav	SVK	-	-	> 36.17 (69)

LEGEND			
+500	More than 500 points on WCSL-O after 15th place or after 30th place	WCSL-O	Overall WCSL points
WCSL-SG	World Cup Start List points for Super-G	No.	Control Number
FIS-SG	FIS points for Super-G		





AUDI FIS SKI WORLD CUP 2010/11 Beaver Creek (USA)



2nd MEN'S SUPER-G START LIST

SAT 4 DEC 2010
Start Time: 11:00

Jury

TD FIS	G. WILLIAMSON	CAN
Referee	G. HUJARA	FIS
Assistant Referee	H. SCHMALZL	FIS
Chief of Race	J. ROBERTS	USA

Technical Data

Course Name	Birds of Prey / Golden Eagle
Start Altitude	3337 m
Finish Altitude	2726 m
Vertical Drop	611 m
Course Length	1957 m
Homologation Number	8589/10/07

Race Information

Course Setter	A. EVERS	AUT
Number of Gates	42	
Turning Gates	39	
Start Time	11:00	

Forerunners	A - J. SWENSSON	FIS	D - A. PHILLIPS	USA
	B - N. DANIELS	USA	E - T. BIESMEYER	USA
	C - C. GRANSTROM	USA	F - M. ANKENY	USA

Number of Competitors: 69, Number of NSA: 16

Bib	FIS Code	Name	Year of Birth	Nation	Time	Ski
1	102961	DIXON Robbie	1985	CAN		Rossignol
2	511139	KUENG Patrick	1984	SUI		Salomon
3	380260	KOSTELIC Ivica	1979	CRO		Fischer
4	192746	THEAUX Adrien	1984	FRA		Salomon
5	50753	KROELL Klaus	1980	AUT		Salomon
6	50858	STREITBERGER Georg	1981	AUT		Fischer
7	51215	BAUMANN Romed	1986	AUT		Salomon
8	292514	HEEL Werner	1982	ITA		Head
9	290998	STAUDACHER Patrick	1980	ITA		Head
10	102899	OSBORNE-PARADIS Manuel	1984	CAN		Rossignol
11	292455	FILL Peter	1982	ITA		Atomic
12	293006	INNERHOFER Christof	1984	ITA		Rossignol
13	51005	SCHEIBER Mario	1983	AUT		Atomic
14	50742	REICHELTH Hannes	1980	AUT		Salomon
15	532431	MILLER Bode	1977	USA		Head
16	511313	JANKA Carlo	1986	SUI		Atomic
17	50041	WALCHHOFER Michael	1975	AUT		Atomic
18	510747	GRUENEFELDER Tobias	1977	SUI		Stoekli
19	510030	CUCHE Didier	1974	SUI		Head
20	50625	RAICH Benjamin	1978	AUT		Atomic
21	102263	GUAY Erik	1981	CAN		Atomic

04-12-2010 / Beaver Creek (USA) / 1596

Page 1/2

Data Processing by LONGINES

www.fis-ski.com

LONGINES Timing

Generation Date: SAT 4 DEC 2010


Time: 10:56

Document: 51A 1.0



Number of Competitors: 69, Number of NSA: 16

Bib	FIS Code	Name	Year of Birth	Nation	Time	Ski
22	421328	SVINDAL Aksel Lund	1982	NOR		Head
23	560406	GORZA Ales	1980	SLO		Elan
24	421483	JANSRUD Kjetil	1985	NOR		Head
25	560332	JERMAN Andrej	1978	SLO		Stoeckli
26	533131	SULLIVAN Marco	1980	USA		Rossignol
27	530939	WEIBRECHT Andrew	1986	USA		Rossignol
28	500150	JAERBYN Patrik	1969	SWE		Atomic
29	510890	ZURBRIGGEN Silvan	1981	SUI		Rossignol
30	534562	LIGETY Ted	1984	USA		Head
31	102814	BOURQUE Francois	1984	CAN		Atomic
32	191746	DE TESSIERES Gauthier	1981	FRA		Head
33	561067	PERKO Rok	1985	SLO		Stoeckli
34	50833	GRUGGER Hans	1981	AUT		Head
35	560447	SPORN Andrej	1981	SLO		Elan
36	50600	GOERGL Stephan	1978	AUT		Fischer
37	220656	DRAKE Ed	1986	GBR		Atomic
38	201606	KEPPLER Stephan	1983	GER		Head
39	511634	SPECHA Christian	1989	SUI		Stoeckli
40	51327	PUCHNER Joachim	1987	AUT		Atomic
41	530874	GANONG Travis	1988	USA		Atomic
42	561085	KRIZAJ Andrej	1986	SLO		Elan
43	191591	BERTRAND Yannick	1980	FRA		Atomic
44	511405	OREILLER Ami	1987	SUI		Stoeckli
45	103090	HELIE Louis-Pierre	1986	CAN		Head
46	201900	WAGNER Hannes	1986	GER		Rossignol
47	180570	ROMAR Andreas	1989	FIN		Atomic
48	291459	PARIS Dominik	1989	ITA		Nordica
49	293550	MARSAGLIA Matteo	1985	ITA		Rossignol
50	501230	ERICSSON Daniel	1987	SWE		Head
51	501076	OLSSON Hans	1984	SWE		Head
52	100558	COOK Dustin	1989	CAN		Head
53	511529	GISIN Marc	1988	SUI		Nordica
54	294911	PATSCHEIDER Hagen	1988	ITA		Atomic
55	534289	FRANK Chris	1983	USA		
56	421954	LYSDAHL Espen	1990	NOR		Dynastar
57	533866	NYMAN Steven	1982	USA		Fischer
58	201811	STECHELT Tobias	1985	GER		Head
59	193560	PASQUIER Alexandre	1987	FRA		Atomic
60	191964	POISSON David	1982	FRA		Salomon
61	380292	ZRNCIC-DIM Natko	1986	CRO		Atomic
62	534939	FISHER Erik	1985	USA		Atomic
63	294277	KLOTZ Siegmur	1987	ITA		Nordica
64	103271	THOMSEN Benjamin	1987	CAN		
65	491129	TERRA Ferran	1987	SPA		Rossignol
66	150398	BANK Ondrej	1980	CZE		Elan
67	531799	FORD Tommy	1989	USA		
68	380298	SIROKI Tin	1987	CRO		Atomic
69	700724	BABUSIAK Jaroslav	1984	SVK		



AUDI FIS SKI WORLD CUP 2010/11 Beaver Creek (USA)



2nd MEN'S SUPER-G OFFICIAL RESULTS

SAT 4 DEC 2010
Start Time: 11:00

Jury			Technical Data	
TD FIS	G. WILLIAMSON	CAN	Course Name	Birds of Prey / Golden Eagle
Referee	G. HUJARA	FIS	Start Altitude	3337 m
Assistant Referee	H. SCHMALZL	FIS	Finish Altitude	2726 m
Chief of Race	J. ROBERTS	USA	Vertical Drop	611 m
			Course Length	1957 m
			Homologation Number	8589/10/07

Race Information

Course Setter	A. EVERS	AUT		
Number of Gates	42			
Turning Gates	39			
Start Time	11:00			
Forerunners	A - J. SWENSSON	FIS	D - A. PHILLIPS	USA
	B - N. DANIELS	USA	E - T. BIESMEYER	USA
	C - C. GRANSTROM	USA	F - M. ANKENY	USA

Weather: Partly Cloudy Snow: Hard Temperature – Start: -5 °C Finish: 1 °C F-factor: 1060

Number of Competitors: 69, Number of NSA: 16

Rank	Bib	FIS Code	Name	Year of Birth	Nation	Time	Diff.	Dist. (m)	Race Points	Ski
1	6	50858	STREITBERGER Georg	1981	AUT	1:17.18			0.00	Fischer
2	4	192746	THEAUX Adrien	1984	FRA	1:17.29	0.11	2.79	1.51	Salomon
3	19	510030	CUCHE Didier	1974	SUI	1:17.31	0.13	3.29	1.79	Head
4	12	293006	INNERHOFER Christof	1984	ITA	1:17.38	0.20	5.06	2.75	Rossignol
5	13	51005	SCHEIBER Mario	1983	AUT	1:17.41	0.23	5.81	3.16	Atomic
6	11	292455	FILL Peter	1982	ITA	1:17.47	0.29	7.33	3.98	Atomic
7	17	50041	WALCHHOFER Michael	1975	AUT	1:17.58	0.40	10.09	5.49	Atomic
8	1	102961	DIXON Robbie	1985	CAN	1:17.71	0.53	13.35	7.28	Rossignol
9	22	421328	SVINDAL Aksel Lund	1982	NOR	1:17.75	0.57	14.35	7.83	Head
10	36	50600	GOERGL Stephan	1978	AUT	1:17.79	0.61	15.35	8.38	Fischer
11	3	380260	KOSTELIC Ivica	1979	CRO	1:17.97	0.79	19.83	10.85	Fischer
12	20	50625	RAICH Benjamin	1978	AUT	1:17.99	0.81	20.33	11.12	Atomic
13	14	50742	REICHELTH Hannes	1980	AUT	1:18.07	0.89	22.31	12.22	Salomon
14	24	421483	JANSRUD Kjetil	1985	NOR	1:18.16	0.98	24.54	13.46	Head
15	5	50753	KROELL Klaus	1980	AUT	1:18.23	1.05	26.27	14.42	Salomon
16	32	191746	DE TESSIERES Gauthier	1981	FRA	1:18.46	1.28	31.93	17.58	Head

#385

04-12-2010 / Beaver Creek (USA) / 1596

Page 1/3

Data Processing by LONGINES

www.fis-ski.com

LONGINES Timing

Generation Date: SAT 4 DEC 2010

Time: 13:03

Document: 73A 1.0



Number of Competitors: 69, Number of NSA: 16

Rank	Bib	FIS Code	Name	Year of Birth	Nation	Time	Diff.	Dist. (m)	Race Points	Ski
17	8	292514	HEEL Werner	1982	ITA	1:18.50	1.32	32.91	18.13	Head
18	7	51215	BAUMANN Romed	1986	AUT	1:18.51	1.33	33.15	18.27	Salomon
19	10	102899	OSBORNE-PARADIS Manuel	1984	CAN	1:18.60	1.42	35.36	19.50	Rossignol
20	38	201606	KEPPLER Stephan	1983	GER	1:18.61	1.43	35.60	19.64	Head
21	18	510747	GRUENENFELDER Tobias	1977	SUI	1:18.63	1.45	36.09	19.91	Stoeckli
22	34	50833	GRUGGER Hans	1981	AUT	1:18.67	1.49	37.07	20.46	Head
23	16	511313	JANKA Carlo	1986	SUI	1:18.77	1.59	39.50	21.84	Atomic
24	35	560447	SPORN Andrej	1981	SLO	1:18.79	1.61	39.99	22.11	Elan
25	57	533866	NYMAN Steven	1982	USA	1:18.88	1.70	42.18	23.35	Fischer
26	42	561085	KRIZAJ Andrej	1986	SLO	1:18.99	1.81	44.84	24.86	Elan
27	43	191591	BERTRAND Yannick	1980	FRA	1:19.10	1.92	47.50	26.37	Atomic
28	28	500150	JAERBYN Patrik	1969	SWE	1:19.20	2.02	49.91	27.74	Atomic
29	21	102263	GUAY Erik	1981	CAN	1:19.26	2.08	51.36	28.57	Atomic
30	66	150398	BANK Ondrej	1980	CZE	1:19.28	2.10	51.84	28.84	Elan
31	41	530874	GANONG Travis	1988	USA	1:19.31	2.13	52.56	29.25	Atomic
32	25	560332	JERMAN Andrej	1978	SLO	1:19.34	2.16	53.28	29.67	Stoeckli
33	49	293550	MARSAGLIA Matteo	1985	ITA	1:19.35	2.17	53.52	29.80	Rossignol
34	65	491129	TERRA Ferran	1987	SPA	1:19.36	2.18	53.76	29.94	Rossignol
35	2	511139	KUENG Patrick	1984	SUI	1:19.43	2.25	55.44	30.90	Salomon
36	39	511634	SPESCHA Christian	1989	SUI	1:19.49	2.31	56.87	31.73	Stoeckli
37	63	294277	KLOTZ Siegmur	1987	ITA	1:19.58	2.40	59.02	32.96	Nordica
38	56	421954	LYSDAHL Espen	1990	NOR	1:19.72	2.54	62.35	34.88	Dynastar
39	52	100558	COOK Dustin	1989	CAN	1:19.98	2.80	68.51	38.46	Head
40	62	534939	FISHER Erik	1985	USA	1:20.00	2.82	68.98	38.73	Atomic
41	53	511529	GISIN Marc	1988	SUI	1:20.17	2.99	72.99	41.07	Nordica
42	33	561067	PERKO Rok	1985	SLO	1:20.19	3.01	73.46	41.34	Stoeckli
43	40	51327	PUCHNER Joachim	1987	AUT	1:20.21	3.03	73.93	41.61	Atomic
44	37	220656	DRAKE Ed	1986	GBR	1:20.30	3.12	76.04	42.85	Atomic
45	64	103271	THOMSEN Benjamin	1987	CAN	1:21.00	3.82	92.29	52.46	
46	68	380298	SIROKI Tin	1987	CRO	1:21.24	4.06	97.80	55.76	Atomic
47	46	201900	WAGNER Hannes	1986	GER	1:21.67	4.49	107.59	61.67	Rossignol
48	45	103090	HELIE Louis-Pierre	1986	CAN	1:22.17	4.99	118.84	68.53	Head
49	67	531799	FORD Tommy	1989	USA	1:23.82	6.64	155.03	91.19	

DID NOT START: 1 competitor

51	501076	OLSSON Hans	1984	SWE						Head
----	--------	-------------	------	-----	--	--	--	--	--	------

DID NOT FINISH: 19 competitors

9	290998	STAUDACHER Patrick	1980	ITA						Head
15	532431	MILLER Bode	1977	USA						Head
23	560406	GORZA Ales	1980	SLO						Elan
26	533131	SULLIVAN Marco	1980	USA						Rossignol
27	530939	WEIBRECHT Andrew	1986	USA						Rossignol
29	510890	ZURBRIGGEN Silvan	1981	SUI						Rossignol
30	534562	LIGETY Ted	1984	USA						Head
31	102814	BOURQUE Francois	1984	CAN						Atomic
44	511405	OREILLER Ami	1987	SUI						Stoeckli

#385 _____




Number of Competitors: 69, Number of NSA: 16

Rank	Bib	FIS Code	Name	Year of Birth	Nation	Time	Diff.	Dist. (m)	Race Points	Ski
	47	180570	ROMAR Andreas	1989	FIN					Atomic
	48	291459	PARIS Dominik	1989	ITA					Nordica
	50	501230	ERICSSON Daniel	1987	SWE					Head
	54	294911	PATSCHIEDER Hagen	1988	ITA					Atomic
	55	534289	FRANK Chris	1983	USA					
	58	201811	STECHERT Tobias	1985	GER					Head
	59	193560	PASQUIER Alexandre	1987	FRA					Atomic
	60	191964	POISSON David	1982	FRA					Salomon
	61	380292	ZRNCIC-DIM Natko	1986	CRO					Atomic
	69	700724	BABUSIAK Jaroslav	1984	SVK					

Technical Delegate:
G. WILLIAMSON (CAN) #385





AUDI FIS SKI WORLD CUP 2010/11
Beaver Creek (USA)



2nd MEN'S SUPER-G
PENALTY CALCULATION

SAT 4 DEC 2010

Best 10 at Finish

Rank	Bib	FIS Code	Name	Nation	FIS Points	Best 5	Race Points
1	6	50858	STREITBERGER Georg	AUT	4.49		
2	4	192746	THEAUX Adrien	FRA	4.72		
3	19	510030	CUCHE Didier	SUI	2.59	2.59	1.79
4	12	293006	INNERHOFER Christof	ITA	4.34		
5	13	51005	SCHEIBER Mario	AUT	2.69	2.69	3.16
6	11	292455	FILL Peter	ITA	4.01	4.01	3.98
7	17	50041	WALCHHOFER Michael	AUT	1.44	1.44	5.49
8	1	102961	DIXON Robbie	CAN	5.43		
9	22	421328	SVINDAL Aksel Lund	NOR	0.00	0.00	7.83
10	36	50600	GOERGL Stephan	AUT	8.79		


Best 5 FIS Points at Start

Rank	Bib	FIS Code	Name	Nation	FIS Points
9	22	421328	SVINDAL Aksel Lund	NOR	0.00
29	21	102263	GUAY Erik	CAN	0.38
7	17	50041	WALCHHOFER Michael	AUT	1.44
23	16	511313	JANKA Carlo	SUI	1.69
21	18	510747	GRUENENFELDER Tobias	SUI	2.09

TOTALS:		
FIS Points of Best 5 at Start (B)	5.60	
FIS Points of Best at Finish in Top 10 (A)		10.73
Race Points of Corresponding Competitors (C)		22.25
Calculated Penalty (A+B-C) : 10 =>	-0.592	
Rounded	-0.59	
Category Adder	0.00	
Correction Value (Z)	0.00	
Calculated Penalty	-0.56	
Penalty Applied	0.00	

Technical Delegate:
G. WILLIAMSON (CAN) #385





AUDI FIS SKI WORLD CUP 2010/11
Beaver Creek (USA)



2nd MEN'S SUPER-G
PERFORMANCE ANALYSIS 1

SAT 4 DEC 2010

Number of Competitors: 49

Rank	Bib	Name Ski	Nation	Positions			Partials			Difference		Speed		
				Pos.	Time	Rank	Pos.	Time	Rank	Time	Dist(m)	Pos.	km/h	Rank
1	6	STREITBERGER Georg Fischer	AUT	Int1: 21.21 (5) Int2: 42.37 (4) Int3: 56.55 (2) Fin: 1:17.18 (1)	11-12: 21.16 (10) 12-13: 14.18 (1) 13-Fin: 20.63 (11)	0.23 0.27 0.11 0.00	0.00	0.00	0.00	Sp1: 104.96 (21) Avg.: 91.28				
2	4	THEAUX Adrien Salomon	FRA	Int1: 21.30 (8) Int2: 42.41 (5) Int3: 57.01 (6) Fin: 1:17.29 (2)	11-12: 21.11 (5) 12-13: 14.60 (23) 13-Fin: 20.28 (1)	0.32 0.31 0.57 0.11	2.79	0.11	Sp1: 105.18 (20) Avg.: 91.15					
3	19	CUCHE Didier Head	SUI	Int1: 21.14 (3) Int2: 42.42 (6) Int3: 56.78 (5) Fin: 1:17.31 (3)	11-12: 21.28 (15) 12-13: 14.36 (3) 13-Fin: 20.53 (6)	0.16 0.32 0.34 0.13	3.29	0.13	Sp1: 110.17 (2) Avg.: 91.13					
4	12	INNERHOFER Christof Rossignol	ITA	Int1: 21.43 (13) Int2: 42.23 (3) Int3: 56.60 (3) Fin: 1:17.38 (4)	11-12: 20.80 (1) 12-13: 14.37 (5) 13-Fin: 20.78 (12)	0.45 0.13 0.16 0.20	5.06	0.20	Sp1: 109.69 (3) Avg.: 91.05					
5	13	SCHEIBER Mario Atomic	AUT	Int1: 21.26 (6) Int2: 42.10 (1) Int3: 56.44 (1) Fin: 1:17.41 (5)	11-12: 20.84 (2) 12-13: 14.34 (2) 13-Fin: 20.97 (26)	0.28 0.00 0.00 0.23	5.81	0.23	Sp1: 104.32 (24) Avg.: 91.01					
6	11	FILL Peter Atomic	ITA	Int1: 20.98 (1) Int2: 42.11 (2) Int3: 56.68 (4) Fin: 1:17.47 (6)	11-12: 21.13 (6) 12-13: 14.57 (17) 13-Fin: 20.79 (15)	0.00 0.01 0.24 0.29	7.33	0.29	Sp1: 106.05 (9) Avg.: 90.94					
7	17	WALCHHOFER Michael Atomic	AUT	Int1: 21.26 (6) Int2: 42.59 (8) Int3: 57.03 (7) Fin: 1:17.58 (7)	11-12: 21.33 (16) 12-13: 14.44 (6) 13-Fin: 20.55 (7)	0.28 0.49 0.59 0.40	10.09	0.40	Sp1: 105.40 (16) Avg.: 90.81					
8	1	DIXON Robbie Rossignol	CAN	Int1: 21.49 (14) Int2: 42.72 (15) Int3: 57.30 (12) Fin: 1:17.71 (8)	11-12: 21.23 (13) 12-13: 14.58 (20) 13-Fin: 20.41 (2)	0.51 0.62 0.86 0.53	13.35	0.53	Sp1: 110.88 (1) Avg.: 90.66					
9	22	SVINDAL Aksel Lund Head	NOR	Int1: 21.14 (3) Int2: 42.70 (13) Int3: 57.30 (12) Fin: 1:17.75 (9)	11-12: 21.56 (32) 12-13: 14.60 (23) 13-Fin: 20.45 (3)	0.16 0.60 0.86 0.57	14.35	0.57	Sp1: 100.23 (41) Avg.: 90.61					
10	36	GOERGL Stephan Fischer	AUT	Int1: 21.51 (15) Int2: 42.65 (10) Int3: 57.27 (10) Fin: 1:17.79 (10)	11-12: 21.14 (7) 12-13: 14.62 (26) 13-Fin: 20.52 (5)	0.53 0.55 0.83 0.61	15.35	0.61	Sp1: 103.90 (25) Avg.: 90.57					



Number of Competitors: 49

Rank	Bib	Name Ski	Nation	Positions			Partials			Difference		Speed	
				Pos.	Time	Rank	Pos.	Time	Rank	Time	Dist(m)	Pos.	km/h
11	3	KOSTELIC Ivica Fischer	CRO	Int1: 21.53 (17) Int2: 42.93 (19) Int3: 57.37 (15) Fin: 1:17.97 (11)	11-12: 21.40 (22) 12-13: 14.44 (6) 13-Fin: 20.60 (9)	0.55 0.83 0.93 0.79	19.83	Sp1: 105.61 (14) Avg.: 90.36					
12	20	RAICH Benjamin Atomic	AUT	Int1: 21.32 (9) Int2: 42.70 (13) Int3: 57.19 (9) Fin: 1:17.99 (12)	11-12: 21.38 (20) 12-13: 14.49 (10) 13-Fin: 20.80 (16)	0.34 0.60 0.75 0.81	20.33	Sp1: 104.96 (21) Avg.: 90.33					
13	14	REICHELTH Hannes Salomon	AUT	Int1: 21.57 (19) Int2: 42.52 (7) Int3: 57.29 (11) Fin: 1:18.07 (13)	11-12: 20.95 (3) 12-13: 14.77 (37) 13-Fin: 20.78 (12)	0.59 0.42 0.85 0.89	22.31	Sp1: 108.99 (6) Avg.: 90.24					
14	24	JANSRUD Kjetil Head	NOR	Int1: 21.63 (20) Int2: 43.00 (20) Int3: 57.61 (21) Fin: 1:18.16 (14)	11-12: 21.37 (19) 12-13: 14.61 (25) 13-Fin: 20.55 (7)	0.65 0.90 1.17 0.98	24.54	Sp1: 107.62 (8) Avg.: 90.14					
15	5	KROELL Klaus Salomon	AUT	Int1: 21.41 (11) Int2: 42.82 (16) Int3: 57.31 (14) Fin: 1:18.23 (15)	11-12: 21.41 (23) 12-13: 14.49 (10) 13-Fin: 20.92 (23)	0.43 0.72 0.87 1.05	26.27	Sp1: 105.61 (14) Avg.: 90.06					
16	32	DE TESSIERES Gauthier Head	FRA	Int1: 21.09 (2) Int2: 42.66 (11) Int3: 57.60 (20) Fin: 1:18.46 (16)	11-12: 21.57 (33) 12-13: 14.94 (43) 13-Fin: 20.86 (20)	0.11 0.56 1.16 1.28	31.93	Sp1: 103.48 (26) Avg.: 89.79					
17	8	HEEL Werner Head	ITA	Int1: 21.73 (23) Int2: 43.08 (22) Int3: 57.66 (23) Fin: 1:18.50 (17)	11-12: 21.35 (18) 12-13: 14.58 (20) 13-Fin: 20.84 (19)	0.75 0.98 1.22 1.32	32.91	Sp1: 105.40 (16) Avg.: 89.75					
18	7	BAUMANN Romed Salomon	AUT	Int1: 21.41 (11) Int2: 42.68 (12) Int3: 57.04 (8) Fin: 1:18.51 (18)	11-12: 21.27 (14) 12-13: 14.36 (3) 13-Fin: 21.47 (43)	0.43 0.58 0.60 1.33	33.15	Sp1: 109.46 (4) Avg.: 89.74					
19	10	OSBORNE-PARADIS Manuel Rossignol	CAN	Int1: 21.87 (26) Int2: 43.29 (25) Int3: 58.10 (27) Fin: 1:18.60 (19)	11-12: 21.42 (24) 12-13: 14.81 (39) 13-Fin: 20.50 (4)	0.89 1.19 1.66 1.42	35.36	Sp1: 109.46 (4) Avg.: 89.63					
20	38	KEPPLER Stephan Head	GER	Int1: 21.81 (24) Int2: 43.02 (21) Int3: 57.59 (19) Fin: 1:18.61 (20)	11-12: 21.21 (12) 12-13: 14.57 (17) 13-Fin: 21.02 (27)	0.83 0.92 1.15 1.43	35.60	Sp1: 106.05 (9) Avg.: 89.62					
21	18	GRUENENFELDER Tobias Stoekli	SUI	Int1: 21.51 (15) Int2: 42.59 (8) Int3: 57.44 (18) Fin: 1:18.63 (21)	11-12: 21.08 (4) 12-13: 14.85 (42) 13-Fin: 21.19 (34)	0.53 0.49 1.00 1.45	36.09	Sp1: 106.05 (9) Avg.: 89.60					
22	34	GRUGGER Hans Head	AUT	Int1: 21.71 (22) Int2: 42.86 (17) Int3: 57.37 (15) Fin: 1:18.67 (22)	11-12: 21.15 (9) 12-13: 14.51 (13) 13-Fin: 21.30 (39)	0.73 0.76 0.93 1.49	37.07	Sp1: 106.05 (9) Avg.: 89.55					
23	16	JANKA Carlo Atomic	SUI	Int1: 21.35 (10) Int2: 42.89 (18) Int3: 57.38 (17) Fin: 1:18.77 (23)	11-12: 21.54 (30) 12-13: 14.49 (10) 13-Fin: 21.39 (41)	0.37 0.79 0.94 1.59	39.50	Sp1: 102.44 (31) Avg.: 89.44					

Number of Competitors: 49

Rank	Bib	Name Ski	Nation	Positions			Partials			Difference		Speed	
				Pos.	Time	Rank	Pos.	Time	Rank	Time	Dist(m)	Pos.	km/h
24	35	SPORN Andrej Elan	SLO	Int1: 21.95 (30) Int2: 43.29 (25) Int3: 57.99 (26) Fin: 1:18.79 (24)	11-12: 21.34 (17) 12-13: 14.70 (31) 13-Fin: 20.80 (16)	0.97 1.19 1.55 1.61	39.99	Sp1: 102.85 (28) Avg.: 89.42					
25	57	NYMAN Steven Fischer	USA	Int1: 21.94 (29) Int2: 43.11 (23) Int3: 57.63 (22) Fin: 1:18.88 (25)	11-12: 21.17 (11) 12-13: 14.52 (15) 13-Fin: 21.25 (38)	0.96 1.01 1.19 1.70	42.18	Sp1: 102.24 (33) Avg.: 89.32					
26	42	KRIZAJ Andrej Elan	SLO	Int1: 21.91 (28) Int2: 43.46 (28) Int3: 58.19 (31) Fin: 1:18.99 (26)	11-12: 21.55 (31) 12-13: 14.73 (34) 13-Fin: 20.80 (16)	0.93 1.36 1.75 1.81	44.84	Sp1: 100.03 (42) Avg.: 89.19					
27	43	BERTRAND Yannick Atomic	FRA	Int1: 22.27 (39) Int2: 43.79 (35) Int3: 58.50 (36) Fin: 1:19.10 (27)	11-12: 21.52 (29) 12-13: 14.71 (33) 13-Fin: 20.60 (9)	1.29 1.69 2.06 1.92	47.50	Sp1: 105.40 (16) Avg.: 89.07					
28	28	JAERBYN Patrik Atomic	SWE	Int1: 21.53 (17) Int2: 43.58 (33) Int3: 58.32 (34) Fin: 1:19.20 (28)	11-12: 22.05 (43) 12-13: 14.74 (35) 13-Fin: 20.88 (21)	0.55 1.48 1.88 2.02	49.91	Sp1: 102.44 (31) Avg.: 88.95					
29	21	GUAY Erik Atomic	CAN	Int1: 22.00 (32) Int2: 43.51 (30) Int3: 58.30 (32) Fin: 1:19.26 (29)	11-12: 21.51 (28) 12-13: 14.79 (38) 13-Fin: 20.96 (25)	1.02 1.41 1.86 2.08	51.36	Sp1: 103.27 (27) Avg.: 88.89					
30	66	BANK Ondrej Elan	CZE	Int1: 21.83 (25) Int2: 43.31 (27) Int3: 57.79 (25) Fin: 1:19.28 (30)	11-12: 21.48 (25) 12-13: 14.48 (9) 13-Fin: 21.49 (44)	0.85 1.21 1.35 2.10	51.84	Sp1: 101.42 (37) Avg.: 88.86					
31	41	GANONG Travis Atomic	USA	Int1: 22.26 (38) Int2: 43.74 (34) Int3: 58.18 (30) Fin: 1:19.31 (31)	11-12: 21.48 (25) 12-13: 14.44 (6) 13-Fin: 21.13 (31)	1.28 1.64 1.74 2.13	52.56	Sp1: 105.83 (13) Avg.: 88.83					
32	25	JERMAN Andrej Stoeckli	SLO	Int1: 21.99 (31) Int2: 43.82 (36) Int3: 58.56 (37) Fin: 1:19.34 (32)	11-12: 21.83 (37) 12-13: 14.74 (35) 13-Fin: 20.78 (12)	1.01 1.72 2.12 2.16	53.28	Sp1: 101.42 (37) Avg.: 88.80					
33	49	MARSAGLIA Matteo Rossignol	ITA	Int1: 22.36 (42) Int2: 43.50 (29) Int3: 58.31 (33) Fin: 1:19.35 (33)	11-12: 21.14 (7) 12-13: 14.81 (39) 13-Fin: 21.04 (28)	1.38 1.40 1.87 2.17	53.52	Sp1: 105.40 (16) Avg.: 88.79					
34	65	TERRA Ferran Rossignol	SPA	Int1: 21.88 (27) Int2: 43.51 (30) Int3: 58.17 (29) Fin: 1:19.36 (34)	11-12: 21.63 (34) 12-13: 14.66 (29) 13-Fin: 21.19 (34)	0.90 1.41 1.73 2.18	53.76	Sp1: 102.85 (28) Avg.: 88.78					
35	2	KUENG Patrick Salomon	SUI	Int1: 21.63 (20) Int2: 43.11 (23) Int3: 57.73 (24) Fin: 1:19.43 (35)	11-12: 21.48 (25) 12-13: 14.62 (26) 13-Fin: 21.70 (48)	0.65 1.01 1.29 2.25	55.44	Sp1: 108.07 (7) Avg.: 88.70					
36	39	SPESCHA Christian Stoeckli	SUI	Int1: 22.15 (35) Int2: 43.54 (32) Int3: 58.11 (28) Fin: 1:19.49 (36)	11-12: 21.39 (21) 12-13: 14.57 (17) 13-Fin: 21.38 (40)	1.17 1.44 1.67 2.31	56.87	Sp1: 102.85 (28) Avg.: 88.63					

Number of Competitors: 49

Rank	Bib	Name Ski	Nation	Positions			Partials			Difference		Speed	
				Pos.	Time	Rank	Pos.	Time	Rank	Time	Dist(m)	Pos.	km/h
37	63	KLOTZ Siegmar Nordica	ITA	Int1: 22.03 (34) Int2: 43.86 (37) Int3: 58.37 (35) Fin: 1:19.58 (37)	11-12: 21.83 (37) 12-13: 14.51 (13) 13-Fin: 21.21 (37)	1.05 1.76 1.93 2.40	59.02	Sp1: 102.24 (33) Avg.: 88.53					
38	56	LYSDAHL Espen Dynastar	NOR	Int1: 22.01 (33) Int2: 43.88 (38) Int3: 58.58 (39) Fin: 1:19.72 (38)	11-12: 21.87 (40) 12-13: 14.70 (31) 13-Fin: 21.14 (32)	1.03 1.78 2.14 2.54	62.35	Sp1: 98.68 (45) Avg.: 88.37					
39	52	COOK Dustin Head	CAN	Int1: 22.37 (43) Int2: 44.01 (41) Int3: 58.82 (40) Fin: 1:19.98 (39)	11-12: 21.64 (35) 12-13: 14.81 (39) 13-Fin: 21.16 (33)	1.39 1.91 2.38 2.80	68.51	Sp1: 98.68 (45) Avg.: 88.09					
40	62	FISHER Erik Atomic	USA	Int1: 22.28 (40) Int2: 44.47 (43) Int3: 59.05 (41) Fin: 1:20.00 (40)	11-12: 22.19 (45) 12-13: 14.58 (20) 13-Fin: 20.95 (24)	1.30 2.37 2.61 2.82	68.98	Sp1: 98.11 (47) Avg.: 88.06					
41	53	GISIN Marc Nordica	SUI	Int1: 22.34 (41) Int2: 44.00 (40) Int3: 58.56 (37) Fin: 1:20.17 (41)	11-12: 21.66 (36) 12-13: 14.56 (16) 13-Fin: 21.61 (46)	1.36 1.90 2.12 2.99	72.99	Sp1: 101.22 (39) Avg.: 87.88					
42	33	PERKO Rok Stoeckli	SLO	Int1: 22.17 (37) Int2: 44.39 (42) Int3: 59.08 (42) Fin: 1:20.19 (42)	11-12: 22.22 (46) 12-13: 14.69 (30) 13-Fin: 21.11 (30)	1.19 2.29 2.64 3.01	73.46	Sp1: 100.03 (42) Avg.: 87.86					
43	40	PUCHNER Joachim Atomic	AUT	Int1: 22.50 (46) Int2: 44.67 (45) Int3: 59.32 (44) Fin: 1:20.21 (43)	11-12: 22.17 (44) 12-13: 14.65 (28) 13-Fin: 20.89 (22)	1.52 2.57 2.88 3.03	73.93	Sp1: 102.24 (33) Avg.: 87.83					
44	37	DRAKE Ed Atomic	GBR	Int1: 22.15 (35) Int2: 43.99 (39) Int3: 59.24 (43) Fin: 1:20.30 (44)	11-12: 21.84 (39) 12-13: 15.25 (49) 13-Fin: 21.06 (29)	1.17 1.89 2.80 3.12	76.04	Sp1: 99.84 (44) Avg.: 87.74					
45	64	THOMSEN Benjamin	CAN	Int1: 22.64 (47) Int2: 44.62 (44) Int3: 59.61 (45) Fin: 1:21.00 (45)	11-12: 21.98 (42) 12-13: 14.99 (44) 13-Fin: 21.39 (41)	1.66 2.52 3.17 3.82	92.29	Sp1: 104.75 (23) Avg.: 86.98					
46	68	SIROKI Tin Atomic	CRO	Int1: 22.99 (49) Int2: 44.89 (47) Int3: 1:00.05 (48) Fin: 1:21.24 (46)	11-12: 21.90 (41) 12-13: 15.16 (47) 13-Fin: 21.19 (34)	2.01 2.79 3.61 4.06	97.80	Sp1: 100.43 (40) Avg.: 86.72					
47	46	WAGNER Hannes Rossignol	GER	Int1: 22.43 (45) Int2: 44.83 (46) Int3: 1:00.00 (46) Fin: 1:21.67 (47)	11-12: 22.40 (47) 12-13: 15.17 (48) 13-Fin: 21.67 (47)	1.45 2.73 3.56 4.49	107.59	Sp1: 102.03 (36) Avg.: 86.26					
48	45	HELIE Louis-Pierre Head	CAN	Int1: 22.76 (48) Int2: 45.51 (49) Int3: 1:00.63 (49) Fin: 1:22.17 (48)	11-12: 22.75 (49) 12-13: 15.12 (46) 13-Fin: 21.54 (45)	1.78 3.41 4.19 4.99	118.84	Sp1: 95.90 (49) Avg.: 85.74					

Number of Competitors: 49

Rank	Bib	Name	Nation	Positions			Partials			Difference		Speed		
				Pos.	Time	Rank	Pos.	Time	Rank	Time	Dist(m)	Pos.	km/h	Rank
49	67	FORD Tommy	USA	Int1:	22.38	(44)	11-12:	22.57	(48)	1.40		Sp1:	96.63	(48)
				Int2:	44.95	(48)	12-13:	15.05	(45)	2.85				
				Int3:	1:00.00	(46)	13-Fin:	23.82	(49)	3.56				
				Fin:	1:23.82	(49)				6.64	155.03	Avg.:	84.05	

LEGEND							
Pos	Intermediate or Speed Position	Dist(m)	Distance behind the first	Int2:	Intermediate 2	Sp1:	Speed Trap 1
Avg.	Average Speed for the race	Int1:	Intermediate 1	Int3:	Intermediate 3	Fin:	Finish

04-12-2010 / Beaver Creek (USA) / 1596

Page 5/5

Data Processing by LONGINES

www.fis-ski.com


LONGINES Timing

Generation Date: SAT 4 DEC 2010

Time: 13:13

Document: 77A 1.0





AUDI FIS SKI WORLD CUP 2010/11 Beaver Creek (USA)



2nd MEN'S SUPER-G PERFORMANCE ANALYSIS 2

SAT 4 DEC 2010

Number of Competitors: 69

Bib	Name Ski	Nation	Positions			Partials			Difference		Speed		
			Pos.	Time	Rank	Pos.	Time	Rank	Time	Dist(m)	Pos.	km/h	Rank
1	DIXON Robbie Rossignol	CAN	Int1: 21.49 Int2: 42.72 Int3: 57.30 Fin: 1:17.71	(18) (15) (12) (8)	I1-I2: 21.23 I2-I3: 14.58 I3-Fin: 20.41	(13) (20) (2)	0.51 0.62 0.86 0.53	13.35	Sp1: 110.88 Avg.: 90.66	(1)			
2	KUENG Patrick Salomon	SUI	Int1: 21.63 Int2: 43.11 Int3: 57.73 Fin: 1:19.43	(25) (23) (24) (35)	I1-I2: 21.48 I2-I3: 14.62 I3-Fin: 21.70	(25) (26) (48)	0.65 1.01 1.29 2.25	55.44	Sp1: 108.07 Avg.: 88.70	(10)			
3	KOSTELIC Ivica Fischer	CRO	Int1: 21.53 Int2: 42.93 Int3: 57.37 Fin: 1:17.97	(22) (19) (15) (11)	I1-I2: 21.40 I2-I3: 14.44 I3-Fin: 20.60	(22) (6) (9)	0.55 0.83 0.93 0.79	19.83	Sp1: 105.61 Avg.: 90.36	(18)			
4	THEAUX Adrien Salomon	FRA	Int1: 21.30 Int2: 42.41 Int3: 57.01 Fin: 1:17.29	(9) (5) (6) (2)	I1-I2: 21.11 I2-I3: 14.60 I3-Fin: 20.28	(5) (23) (1)	0.32 0.31 0.57 0.11	2.79	Sp1: 105.18 Avg.: 91.15	(24)			
5	KROELL Klaus Salomon	AUT	Int1: 21.41 Int2: 42.82 Int3: 57.31 Fin: 1:18.23	(13) (16) (14) (15)	I1-I2: 21.41 I2-I3: 14.49 I3-Fin: 20.92	(23) (10) (23)	0.43 0.72 0.87 1.05	26.27	Sp1: 105.61 Avg.: 90.06	(18)			
6	STREITBERGER Georg Fischer	AUT	Int1: 21.21 Int2: 42.37 Int3: 56.55 Fin: 1:17.18	(5) (4) (2) (1)	I1-I2: 21.16 I2-I3: 14.18 I3-Fin: 20.63	(10) (1) (11)	0.23 0.27 0.11 0.00	0.00	Sp1: 104.96 Avg.: 91.28	(25)			
7	BAUMANN Romed Salomon	AUT	Int1: 21.41 Int2: 42.68 Int3: 57.04 Fin: 1:18.51	(13) (12) (8) (18)	I1-I2: 21.27 I2-I3: 14.36 I3-Fin: 21.47	(14) (3) (43)	0.43 0.58 0.60 1.33	33.15	Sp1: 109.46 Avg.: 89.74	(5)			
8	HEEL Werner Head	ITA	Int1: 21.73 Int2: 43.08 Int3: 57.66 Fin: 1:18.50	(29) (22) (23) (17)	I1-I2: 21.35 I2-I3: 14.58 I3-Fin: 20.84	(18) (20) (19)	0.75 0.98 1.22 1.32	32.91	Sp1: 105.40 Avg.: 89.75	(20)			
9	STAUDACHER Patrick Head	ITA	Int1: 21.51 Int2: Int3: Fin: DNF	(19)	I1-I2: I2-I3: I3-Fin:		0.53		Sp1: 108.76 Avg.:	(8)			
10	OSBORNE-PARADIS Manuel Rossignol	CAN	Int1: 21.87 Int2: 43.29 Int3: 58.10 Fin: 1:18.60	(34) (25) (27) (19)	I1-I2: 21.42 I2-I3: 14.81 I3-Fin: 20.50	(24) (39) (4)	0.89 1.19 1.66 1.42	35.36	Sp1: 109.46 Avg.: 89.63	(5)			



Number of Competitors: 69

Bib	Name Ski	Nation	Positions			Partials			Difference		Speed	
			Pos.	Time	Rank	Pos.	Time	Rank	Time	Dist(m)	Pos.	km/h Rank
11	FILL Peter Atomic	ITA	Int1: 20.98 (1) Int2: 42.11 (2) Int3: 56.68 (4) Fin: 1:17.47 (6)	I1-I2: 21.13 (6) I2-I3: 14.57 (17) I3-Fin: 20.79 (15)	0.00 0.01 0.24 0.29	7.33	Sp1: 106.05 (13) Avg.: 90.94					
12	INNERHOFER Christof Rossignol	ITA	Int1: 21.43 (15) Int2: 42.23 (3) Int3: 56.60 (3) Fin: 1:17.38 (4)	I1-I2: 20.80 (1) I2-I3: 14.37 (5) I3-Fin: 20.78 (12)	0.45 0.13 0.16 0.20	5.06	Sp1: 109.69 (4) Avg.: 91.05					
13	SCHEIBER Mario Atomic	AUT	Int1: 21.26 (7) Int2: 42.10 (1) Int3: 56.44 (1) Fin: 1:17.41 (5)	I1-I2: 20.84 (2) I2-I3: 14.34 (2) I3-Fin: 20.97 (26)	0.28 0.00 0.00 0.23	5.81	Sp1: 104.32 (28) Avg.: 91.01					
14	REICHELTH Hannes Salomon	AUT	Int1: 21.57 (24) Int2: 42.52 (7) Int3: 57.29 (11) Fin: 1:18.07 (13)	I1-I2: 20.95 (3) I2-I3: 14.77 (37) I3-Fin: 20.78 (12)	0.59 0.42 0.85 0.89	22.31	Sp1: 108.99 (7) Avg.: 90.24					
15	MILLER Bode Head	USA	Int1: 21.23 (6) Int2: Int3: Fin: DNF	I1-I2: I2-I3: I3-Fin:	0.25		Sp1: 110.88 (1) Avg.:					
16	JANKA Carlo Atomic	SUI	Int1: 21.35 (12) Int2: 42.89 (18) Int3: 57.38 (17) Fin: 1:18.77 (23)	I1-I2: 21.54 (30) I2-I3: 14.49 (10) I3-Fin: 21.39 (41)	0.37 0.79 0.94 1.59	39.50	Sp1: 102.44 (36) Avg.: 89.44					
17	WALCHHOFER Michael Atomic	AUT	Int1: 21.26 (7) Int2: 42.59 (8) Int3: 57.03 (7) Fin: 1:17.58 (7)	I1-I2: 21.33 (16) I2-I3: 14.44 (6) I3-Fin: 20.55 (7)	0.28 0.49 0.59 0.40	10.09	Sp1: 105.40 (20) Avg.: 90.81					
18	GRUENENFELDER Tobias Stoeckli	SUI	Int1: 21.51 (19) Int2: 42.59 (8) Int3: 57.44 (18) Fin: 1:18.63 (21)	I1-I2: 21.08 (4) I2-I3: 14.85 (42) I3-Fin: 21.19 (34)	0.53 0.49 1.00 1.45	36.09	Sp1: 106.05 (13) Avg.: 89.60					
19	CUCHE Didier Head	SUI	Int1: 21.14 (3) Int2: 42.42 (6) Int3: 56.78 (5) Fin: 1:17.31 (3)	I1-I2: 21.28 (15) I2-I3: 14.36 (3) I3-Fin: 20.53 (6)	0.16 0.32 0.34 0.13	3.29	Sp1: 110.17 (3) Avg.: 91.13					
20	RAICH Benjamin Atomic	AUT	Int1: 21.32 (11) Int2: 42.70 (13) Int3: 57.19 (9) Fin: 1:17.99 (12)	I1-I2: 21.38 (20) I2-I3: 14.49 (10) I3-Fin: 20.80 (16)	0.34 0.60 0.75 0.81	20.33	Sp1: 104.96 (25) Avg.: 90.33					
21	GUAY Erik Atomic	CAN	Int1: 22.00 (42) Int2: 43.51 (30) Int3: 58.30 (32) Fin: 1:19.26 (29)	I1-I2: 21.51 (28) I2-I3: 14.79 (38) I3-Fin: 20.96 (25)	1.02 1.41 1.86 2.08	51.36	Sp1: 103.27 (32) Avg.: 88.89					
22	SVINDAL Aksel Lund Head	NOR	Int1: 21.14 (3) Int2: 42.70 (13) Int3: 57.30 (12) Fin: 1:17.75 (9)	I1-I2: 21.56 (32) I2-I3: 14.60 (23) I3-Fin: 20.45 (3)	0.16 0.60 0.86 0.57	14.35	Sp1: 100.23 (49) Avg.: 90.61					
23	GORZA Ales Elan	SLO	Int1: 21.31 (10) Int2: Int3: Fin: DNF	I1-I2: I2-I3: I3-Fin:	0.33		Sp1: 103.69 (30) Avg.:					

Number of Competitors: 69

Bib	Name Ski	Nation	Positions			Partials			Difference		Speed	
			Pos.	Time	Rank	Pos.	Time	Rank	Time	Dist(m)	Pos.	km/h Rank
24	JANSRUD Kjetil Head	NOR	Int1: 21.63 (25) Int2: 43.00 (20) Int3: 57.61 (21) Fin: 1:18.16 (14)	I1-I2: 21.37 (19) I2-I3: 14.61 (25) I3-Fin: 20.55 (7)	0.65 0.90 1.17 0.98	24.54	Sp1: 107.62 (11) Avg.: 90.14					
25	JERMAN Andrej Stoekli	SLO	Int1: 21.99 (41) Int2: 43.82 (36) Int3: 58.56 (37) Fin: 1:19.34 (32)	I1-I2: 21.83 (37) I2-I3: 14.74 (35) I3-Fin: 20.78 (12)	1.01 1.72 2.12 2.16	53.28	Sp1: 101.42 (45) Avg.: 88.80					
26	SULLIVAN Marco Rossignol	USA	Int1: 22.01 (43) Int2: Int3: Fin: DNF	I1-I2: I2-I3: I3-Fin:	1.03		Sp1: Avg.:					
27	WEIBRECHT Andrew Rossignol	USA	Int1: 21.95 (39) Int2: Int3: Fin: DNF	I1-I2: I2-I3: I3-Fin:	0.97		Sp1: 106.72 (12) Avg.:					
28	JAERBYN Patrik Atomic	SWE	Int1: 21.53 (22) Int2: 43.58 (33) Int3: 58.32 (34) Fin: 1:19.20 (28)	I1-I2: 22.05 (43) I2-I3: 14.74 (35) I3-Fin: 20.88 (21)	0.55 1.48 1.88 2.02	49.91	Sp1: 102.44 (36) Avg.: 88.95					
29	ZURBRIGGEN Silvan Rossignol	SUI	Int1: 21.71 (27) Int2: Int3: Fin: DNF	I1-I2: I2-I3: I3-Fin:	0.73		Sp1: 102.44 (36) Avg.:					
30	LIGETY Ted Head	USA	Int1: 21.44 (16) Int2: Int3: Fin: DNF	I1-I2: I2-I3: I3-Fin:	0.46		Sp1: 101.63 (44) Avg.:					
31	BOURQUE Francois Atomic	CAN	Int1: 21.90 (36) Int2: Int3: Fin: DNF	I1-I2: I2-I3: I3-Fin:	0.92		Sp1: 102.24 (39) Avg.:					
32	DE TESSIERES Gauthier Head	FRA	Int1: 21.09 (2) Int2: 42.66 (11) Int3: 57.60 (20) Fin: 1:18.46 (16)	I1-I2: 21.57 (33) I2-I3: 14.94 (43) I3-Fin: 20.86 (20)	0.11 0.56 1.16 1.28	31.93	Sp1: 103.48 (31) Avg.: 89.79					
33	PERKO Rok Stoekli	SLO	Int1: 22.17 (48) Int2: 44.39 (42) Int3: 59.08 (42) Fin: 1:20.19 (42)	I1-I2: 22.22 (46) I2-I3: 14.69 (30) I3-Fin: 21.11 (30)	1.19 2.29 2.64 3.01	73.46	Sp1: 100.03 (50) Avg.: 87.86					
34	GRUGGER Hans Head	AUT	Int1: 21.71 (27) Int2: 42.86 (17) Int3: 57.37 (15) Fin: 1:18.67 (22)	I1-I2: 21.15 (9) I2-I3: 14.51 (13) I3-Fin: 21.30 (39)	0.73 0.76 0.93 1.49	37.07	Sp1: 106.05 (13) Avg.: 89.55					
35	SPORN Andrej Elan	SLO	Int1: 21.95 (39) Int2: 43.29 (25) Int3: 57.99 (26) Fin: 1:18.79 (24)	I1-I2: 21.34 (17) I2-I3: 14.70 (31) I3-Fin: 20.80 (16)	0.97 1.19 1.55 1.61	39.99	Sp1: 102.85 (33) Avg.: 89.42					
36	GOERGL Stephan Fischer	AUT	Int1: 21.51 (19) Int2: 42.65 (10) Int3: 57.27 (10) Fin: 1:17.79 (10)	I1-I2: 21.14 (7) I2-I3: 14.62 (26) I3-Fin: 20.52 (5)	0.53 0.55 0.83 0.61	15.35	Sp1: 103.90 (29) Avg.: 90.57					

Number of Competitors: 69

Bib	Name Ski	Nation	Positions			Partials			Difference		Speed	
			Pos.	Time	Rank	Pos.	Time	Rank	Time	Dist(m)	Pos.	km/h Rank
37	DRAKE Ed Atomic	GBR	Int1: 22.15 (46) Int2: 43.99 (39) Int3: 59.24 (43) Fin: 1:20.30 (44)	I1-I2: 21.84 (39) I2-I3: 15.25 (49) I3-Fin: 21.06 (29)	1.17 1.89 2.80 3.12	76.04	Sp1: 99.84 (52) Avg.: 87.74					
38	KEPPLER Stephan Head	GER	Int1: 21.81 (32) Int2: 43.02 (21) Int3: 57.59 (19) Fin: 1:18.61 (20)	I1-I2: 21.21 (12) I2-I3: 14.57 (17) I3-Fin: 21.02 (27)	0.83 0.92 1.15 1.43	35.60	Sp1: 106.05 (13) Avg.: 89.62					
39	SPESCHA Christian Stoeckli	SUI	Int1: 22.15 (46) Int2: 43.54 (32) Int3: 58.11 (28) Fin: 1:19.49 (36)	I1-I2: 21.39 (21) I2-I3: 14.57 (17) I3-Fin: 21.38 (40)	1.17 1.44 1.67 2.31	56.87	Sp1: 102.85 (33) Avg.: 88.63					
40	PUCHNER Joachim Atomic	AUT	Int1: 22.50 (59) Int2: 44.67 (45) Int3: 59.32 (44) Fin: 1:20.21 (43)	I1-I2: 22.17 (44) I2-I3: 14.65 (28) I3-Fin: 20.89 (22)	1.52 2.57 2.88 3.03	73.93	Sp1: 102.24 (39) Avg.: 87.83					
41	GANONG Travis Atomic	USA	Int1: 22.26 (49) Int2: 43.74 (34) Int3: 58.18 (30) Fin: 1:19.31 (31)	I1-I2: 21.48 (25) I2-I3: 14.44 (6) I3-Fin: 21.13 (31)	1.28 1.64 1.74 2.13	52.56	Sp1: 105.83 (17) Avg.: 88.83					
42	KRIZAJ Andrej Elan	SLO	Int1: 21.91 (37) Int2: 43.46 (28) Int3: 58.19 (31) Fin: 1:18.99 (26)	I1-I2: 21.55 (31) I2-I3: 14.73 (34) I3-Fin: 20.80 (16)	0.93 1.36 1.75 1.81	44.84	Sp1: 100.03 (50) Avg.: 89.19					
43	BERTRAND Yannick Atomic	FRA	Int1: 22.27 (50) Int2: 43.79 (35) Int3: 58.50 (36) Fin: 1:19.10 (27)	I1-I2: 21.52 (29) I2-I3: 14.71 (33) I3-Fin: 20.60 (9)	1.29 1.69 2.06 1.92	47.50	Sp1: 105.40 (20) Avg.: 89.07					
44	OREILLER Ami Stoeckli	SUI	Int1: 22.38 (55) Int2: Int3: Fin: DNF	I1-I2: I2-I3: I3-Fin:	1.40		Sp1: Avg.:					
45	HELIE Louis-Pierre Head	CAN	Int1: 22.76 (62) Int2: 45.51 (49) Int3: 1:00.63 (49) Fin: 1:22.17 (48)	I1-I2: 22.75 (49) I2-I3: 15.12 (46) I3-Fin: 21.54 (45)	1.78 3.41 4.19 4.99	118.84	Sp1: 95.90 (57) Avg.: 85.74					
46	WAGNER Hannes Rossignol	GER	Int1: 22.43 (58) Int2: 44.83 (46) Int3: 1:00.00 (46) Fin: 1:21.67 (47)	I1-I2: 22.40 (47) I2-I3: 15.17 (48) I3-Fin: 21.67 (47)	1.45 2.73 3.56 4.49	107.59	Sp1: 102.03 (43) Avg.: 86.26					
47	ROMAR Andreas Atomic	FIN	Int1: 21.77 (30) Int2: Int3: Fin: DNF	I1-I2: I2-I3: I3-Fin:	0.79		Sp1: Avg.:					
48	PARIS Dominik Nordica	ITA	Int1: 21.78 (31) Int2: Int3: Fin: DNF	I1-I2: I2-I3: I3-Fin:	0.80		Sp1: 108.53 (9) Avg.:					
49	MARSAGLIA Matteo Rossignol	ITA	Int1: 22.36 (53) Int2: 43.50 (29) Int3: 58.31 (33) Fin: 1:19.35 (33)	I1-I2: 21.14 (7) I2-I3: 14.81 (39) I3-Fin: 21.04 (28)	1.38 1.40 1.87 2.17	53.52	Sp1: 105.40 (20) Avg.: 88.79					



Number of Competitors: 69

Bib	Name Ski	Nation	Positions			Partials			Difference		Speed		
			Pos.	Time	Rank	Pos.	Time	Rank	Time	Dist(m)	Pos.	km/h	Rank
50	ERICSSON Daniel Head	SWE	Int1: Int2: Int3: Fin:	22.73 DNF	(61)	I1-I2: I2-I3: I3-Fin:			1.75		Sp1: Avg.:		
51	OLSSON Hans Head	SWE	Int1: Int2: Int3: Fin:			I1-I2: I2-I3: I3-Fin:					Sp1: Avg.:		
52	COOK Dustin Head	CAN	Int1: Int2: Int3: Fin:	22.37 44.01 58.82 1:19.98	(54) (41) (40) (39)	I1-I2: I2-I3: I3-Fin:	21.64 (35) 14.81 (39) 21.16 (33)	1.39 1.91 2.38 2.80	68.51	Sp1: Avg.:	98.68 (53) 88.09		
53	GISIN Marc Nordica	SUI	Int1: Int2: Int3: Fin:	22.34 44.00 58.56 1:20.17	(52) (40) (37) (41)	I1-I2: I2-I3: I3-Fin:	21.66 (36) 14.56 (16) 21.61 (46)	1.36 1.90 2.12 2.99	72.99	Sp1: Avg.:	101.22 (47) 87.88		
54	PATSCHIEDER Hagen Atomic	ITA	Int1: Int2: Int3: Fin:	21.47 DNF	(17)	I1-I2: I2-I3: I3-Fin:			0.49		Sp1: Avg.:		
55	FRANK Chris	USA	Int1: Int2: Int3: Fin:	22.82 DNF	(63)	I1-I2: I2-I3: I3-Fin:			1.84		Sp1: Avg.:		
56	LYSDAHL Espen Dynastar	NOR	Int1: Int2: Int3: Fin:	22.01 43.88 58.58 1:19.72	(43) (38) (39) (38)	I1-I2: I2-I3: I3-Fin:	21.87 (40) 14.70 (31) 21.14 (32)	1.03 1.78 2.14 2.54	62.35	Sp1: Avg.:	98.68 (53) 88.37		
57	NYMAN Steven Fischer	USA	Int1: Int2: Int3: Fin:	21.94 43.11 57.63 1:18.88	(38) (23) (22) (25)	I1-I2: I2-I3: I3-Fin:	21.17 (11) 14.52 (15) 21.25 (38)	0.96 1.01 1.19 1.70	42.18	Sp1: Avg.:	102.24 (39) 89.32		
58	STECHERT Tobias Head	GER	Int1: Int2: Int3: Fin:	22.39 DNF	(57)	I1-I2: I2-I3: I3-Fin:			1.41		Sp1: Avg.:		
59	PASQUIER Alexandre Atomic	FRA	Int1: Int2: Int3: Fin:			I1-I2: I2-I3: I3-Fin:					Sp1: Avg.:		
60	POISSON David Salomon	FRA	Int1: Int2: Int3: Fin:			I1-I2: I2-I3: I3-Fin:					Sp1: Avg.:		
61	ZRNIC-DIM Natko Atomic	CRO	Int1: Int2: Int3: Fin:			I1-I2: I2-I3: I3-Fin:					Sp1: Avg.:		
62	FISHER Erik Atomic	USA	Int1: Int2: Int3: Fin:	22.28 44.47 59.05 1:20.00	(51) (43) (41) (40)	I1-I2: I2-I3: I3-Fin:	22.19 (45) 14.58 (20) 20.95 (24)	1.30 2.37 2.61 2.82	68.98	Sp1: Avg.:	98.11 (55) 88.06		

Number of Competitors: 69

Bib	Name Ski	Nation	Positions			Partials			Difference		Speed	
			Pos.	Time	Rank	Pos.	Time	Rank	Time	Dist(m)	Pos.	km/h Rank
63	KLOTZ Siegmarr Nordica	ITA	Int1: 22.03 (45) Int2: 43.86 (37) Int3: 58.37 (35) Fin: 1:19.58 (37)	I1-I2: 21.83 (37) I2-I3: 14.51 (13) I3-Fin: 21.21 (37)	1.05 1.76 1.93 2.40	59.02	Sp1: 102.24 (39) Avg.: 88.53					
64	THOMSEN Benjamin	CAN	Int1: 22.64 (60) Int2: 44.62 (44) Int3: 59.61 (45) Fin: 1:21.00 (45)	I1-I2: 21.98 (42) I2-I3: 14.99 (44) I3-Fin: 21.39 (41)	1.66 2.52 3.17 3.82	92.29	Sp1: 104.75 (27) Avg.: 86.98					
65	TERRA Ferran Rossignol	SPA	Int1: 21.88 (35) Int2: 43.51 (30) Int3: 58.17 (29) Fin: 1:19.36 (34)	I1-I2: 21.63 (34) I2-I3: 14.66 (29) I3-Fin: 21.19 (34)	0.90 1.41 1.73 2.18	53.76	Sp1: 102.85 (33) Avg.: 88.78					
66	BANK Ondrej Elan	CZE	Int1: 21.83 (33) Int2: 43.31 (27) Int3: 57.79 (25) Fin: 1:19.28 (30)	I1-I2: 21.48 (25) I2-I3: 14.48 (9) I3-Fin: 21.49 (44)	0.85 1.21 1.35 2.10	51.84	Sp1: 101.42 (45) Avg.: 88.86					
67	FORD Tommy	USA	Int1: 22.38 (55) Int2: 44.95 (48) Int3: 1:00.00 (46) Fin: 1:23.82 (49)	I1-I2: 22.57 (48) I2-I3: 15.05 (45) I3-Fin: 23.82 (49)	1.40 2.85 3.56 6.64	155.03	Sp1: 96.63 (56) Avg.: 84.05					
68	SIROKI Tin Atomic	CRO	Int1: 22.99 (65) Int2: 44.89 (47) Int3: 1:00.05 (48) Fin: 1:21.24 (46)	I1-I2: 21.90 (41) I2-I3: 15.16 (47) I3-Fin: 21.19 (34)	2.01 2.79 3.61 4.06	97.80	Sp1: 100.43 (48) Avg.: 86.72					
69	BABUSIAK Jaroslav	SVK	Int1: 22.97 (64) Int2: Int3: Fin: DNF	I1-I2: I2-I3: I3-Fin:	1.99		Sp1: Avg.:					

LEGEND	Pos Intermediate or Speed Position	Int1: Intermediate 1	DNF Did Not Finish	DNS Did Not Start
Avg. Average Speed for the race	Int2: Intermediate 2	Sp1: Speed Trap 1	Fin: Finish	
Dist(m) Distance behind the first	Int3: Intermediate 3			





AUDI FIS SKI WORLD CUP 2010/11



AFTER 2nd MEN'S SUPER-G SUPER-G FIS WCSL LIST

Number of Competitors: 68				28 NOV 2010 Lake Louise (CAN)		4 DEC 2010 Beaver Creek (USA)			
Rank	FIS Code	Name	Nation	1	2	Base	- X	+ Y	= WCSL-SG
1	421328	SVINDAL Aksel Lund	NOR	2	29	414	104	31	341
2	102263	GUAY Erik	CAN	15	2	376	94	17	299
3	50041	WALCHHOFER Michael	AUT	13	36	316	79	49	286
4	510030	CUCHE Didier	SUI	45	60	210	53	105	262
5	511313	JANKA Carlo	SUI	80	8	224	56	88	256
6	51005	SCHEIBER Mario	AUT	50	45	199	50	95	244
7	510747	GRUENENFELDER Tobias	SUI	100	10	177	44	110	243
8	50625	RAICH Benjamin	AUT	32	22	228	57	54	225
9	50858	STREITBERGER Georg	AUT	18	100	128	32	118	214
10	192746	THEAUX Adrien	FRA	4	80	130	33	84	181
11	292455	FILL Peter	ITA	12	40	163	41	52	174
11	293006	INNERHOFER Christof	ITA	40	50	112	28	90	174
13	50742	REICHELTH Hannes	AUT	8	20	186	47	28	167
14	102899	OSBORNE-PARADIS M.	CAN	16	12	172	43	28	157
15	532431	MILLER Bode	USA	22	-	168	42	22	148
16	290998	STAUDACHER Patrick	ITA	-	-	195	49	-	146
17	292514	HEEL Werner	ITA	20	14	140	35	34	139
18	510727	DEFAGO Didier	SUI	-	-	163	41	-	122
19	380260	KOSTELIC Ivica	CRO	9	24	116	29	33	120
20	102873	KUCERA John	CAN	-	-	140	35	-	105
21	102961	DIXON Robbie	CAN	14	32	77	19	46	104
22	534562	LIGETY Ted	USA	8	-	119	30	8	97
23	51215	BAUMANN Romed	AUT	60	13	29	7	73	95
24	530939	WEIBRECHT Andrew	USA	-	-	122	31	-	91
25	560406	GORZA Ales	SLO	1	-	110	28	1	83
26	50753	KROELL Klaus	AUT	24	16	50	13	40	77
27	500150	JAERBYN Patrik	SWE	36	3	48	12	39	75
28	421483	JANSRUD Kjetil	NOR	-	18	59	15	18	62
29	560332	JERMAN Andrej	SLO	6	-	70	18	6	58
30	511139	KUENG Patrick	SUI	26	-	35	9	26	52
31	510890	ZURBRIGGEN Silvan	SUI	29	-	25	6	29	48
32	350032	BUECHEL Marco	LIE	-	-	59	15	-	44
33	533131	SULLIVAN Marco	USA	-	-	50	13	-	37
34	201606	KEPPLER Stephan	GER	5	11	27	7	16	36
35	50600	GOERGL Stephan	AUT	-	26	9	2	26	33





AUDI FIS SKI WORLD CUP 2010/11



AFTER 2nd MEN'S SUPER-G SUPER-G FIS WCSL LIST

Number of Competitors: 68				28 NOV 2010 Lake Louise (CAN)		4 DEC 2010 Beaver Creek (USA)			
Rank	FIS Code	Name	Nation	1	2	Base	- X	+ Y = WCSL-SG	
36	191746	DE TESSIERES Gauthier	FRA	-	15	16	4	15	27
37	510767	HOFFMANN Ambrosi	SUI	-	-	35	9	-	26
38	560447	SPORN Andrej	SLO	-	7	22	6	7	23
39	191591	BERTRAND Yannick	FRA	3	4	15	4	7	18
39	53831	HIRSCHER Marcel	AUT	-	-	24	6	-	18
41	50833	GRUGGER Hans	AUT	-	9	11	3	9	17
41	561085	KRIZAJ Andrej	SLO	-	5	16	4	5	17
43	510993	ALBRECHT Daniel	SUI	-	-	22	6	-	16
44	292491	MOELGG Manfred	ITA	-	-	20	5	-	15
45	291459	PARIS Dominik	ITA	-	-	19	5	-	14
46	530874	GANONG Travis	USA	11	-	3	1	11	13
47	102271	HUDEC Jan	CAN	-	-	16	4	-	12
48	50451	GRUBER Christoph	AUT	-	-	13	3	-	10
48	51327	PUCHNER Joachim	AUT	10	-	-	-	10	10
50	534939	FISHER Erik	USA	-	-	12	3	-	9
51	201987	STRODL Andreas	GER	-	-	11	3	-	8
52	511039	KREUZER Ralf	SUI	-	-	9	2	-	7
52	201811	STECHELT Tobias	GER	-	-	10	3	-	7
54	533866	NYMAN Steven	USA	-	6	-	-	6	6
55	191778	PICHOT Sebastien	FRA	-	-	7	2	-	5
55	380292	ZRNCIC-DIM Natko	CRO	-	-	7	2	-	5
57	292291	THANEI Stefan	ITA	-	-	5	1	-	4
58	102814	BOURQUE Francois	CAN	-	-	4	1	-	3
58	534567	LANNING T J	USA	-	-	4	1	-	3
58	150421	ZAHROBSKY Petr	CZE	-	-	4	1	-	3
61	511383	FEUZ Beat	SUI	-	-	3	1	-	2
61	501026	RAINER Niklas	SWE	-	-	3	1	-	2
61	51332	SCHEIBER Florian	AUT	-	-	3	1	-	2
64	150398	BANK Ondrej	CZE	-	1	-	-	1	1
64	420148	KARLSEN Truls Ove	NOR	-	-	2	1	-	1
64	480736	KHOROSHILOV Alexander	RUS	-	-	1	-	-	1
64	561067	PERKO Rok	SLO	-	-	1	-	-	1
64	201542	STRODL Peter	GER	-	-	1	-	-	1





AUDI FIS SKI WORLD CUP 2010/11



AFTER 2nd MEN'S SUPER-G SUPER-G FIS WCSL LIST

Number of Competitors per Nation until 60th position

AUT : 12	CAN : 6	CRO : 2	CZE : 1	FRA : 4	GER : 3
ITA : 7	LIE : 1	NOR : 2	SLO : 4	SUI : 9	SWE : 1
USA : 8					

LEGEND

Base Last season WCSL points
X (Base / number of planned races in the current season) * number of completed races in the current season
Y WC points won in the current season
WCSL-SG World Cup Start List points for Super-G

04-12-2010 / Beaver Creek (USA) / 1596

Page 3/3

www.fis-ski.com

Generation Date: SAT 4 DEC 2010

Time: 13:15

Document: 60A 1.0





AUDI FIS SKI WORLD CUP 2010/11



AFTER 2nd MEN'S SUPER-G OVERALL FIS WCSL LIST

Number of Competitors: 159

Rank	FIS Code	Name	Nation	WCSL	DH	SL	GS	SG	SC
1	511313	JANKA Carlo	SUI	1424	461 (2)	–	441 (1)	256 (5)	266 (2)
2	50625	RAICH Benjamin	AUT	1213	9 (54)	322 (6)	371 (4)	225 (8)	286 (1)
3	421328	SVINDAL Aksel Lund	NOR	1096	375 (3)	8 (56)	271 (8)	341 (1)	101 (12)
4	510030	CUCHE Didier	SUI	1060	540 (1)	–	225 (9)	262 (4)	33 (32)
5	380260	KOSTELIC Ivica	CRO	1040	101 (21)	460 (3)	107 (17)	120 (19)	252 (3)
6	510890	ZURBRIGGEN Silvan	SUI	776	79 (26)	392 (5)	31 (37)	48 (31)	226 (5)
7	53831	HIRSCHER Marcel	AUT	750	–	296 (10)	356 (5)	18 (39)	80 (18)
8	534562	LIGETY Ted	USA	726	–	72 (27)	441 (1)	97 (22)	116 (9)
9	192665	GRANGE Jean-Baptiste	FRA	698	–	422 (4)	180 (13)	–	96 (13)
10	50041	WALCHHOFER Michael	AUT	661	357 (5)	–	–	286 (3)	18 (38)
11	191459	LIZEROUX Julien	FRA	620	–	518 (1)	14 (44)	–	88 (16)
12	51005	SCHEIBER Mario	AUT	615	371 (4)	–	–	244 (6)	–
13	532431	MILLER Bode	USA	594	185 (13)	16 (47)	–	148 (15)	245 (4)
14	510727	DEFAGO Didier	SUI	569	297 (6)	–	41 (33)	122 (18)	109 (10)
15	421483	JANSRUD Kjetil	NOR	568	15 (51)	–	374 (3)	62 (28)	117 (8)
16	292491	MOELGG Manfred	ITA	519	–	261 (12)	167 (16)	15 (44)	76 (20)
17	51215	BAUMANN Romed	AUT	510	72 (28)	–	209 (10)	95 (23)	134 (6)
18	50605	HERBST Reinfried	AUT	509	–	509 (2)	–	–	–
19	102263	GUAY Erik	CAN	487	188 (11)	–	–	299 (2)	–
20	292514	HEEL Werner	ITA	459	283 (7)	–	–	139 (17)	37 (29)
21	292455	FILL Peter	ITA	451	171 (14)	–	10 (49)	174 (11)	96 (13)
22	102899	OSBORNE-PARADIS Manuel	CAN	430	273 (8)	–	–	157 (14)	–
23	201702	NEUREUTHER Felix	GER	351	–	299 (9)	43 (30)	–	9 (46)
24	192746	THEAUX Adrien	FRA	345	71 (29)	–	13 (47)	181 (10)	80 (18)
25	510747	GRUENENFELDER Tobias	SUI	335	92 (24)	–	–	243 (7)	–
25	293006	INNERHOFER Christof	ITA	335	61 (31)	4 (61)	–	174 (11)	96 (13)
27	292000	BLARDONE Massimiliano	ITA	333	–	–	333 (6)	–	–
28	292120	SIMONCELLI Davide	ITA	311	–	–	311 (7)	–	–
29	501017	MYHRER Andre	SWE	310	–	310 (7)	–	–	–
30	50624	PRANGER Manfred	AUT	301	–	301 (8)	–	–	–
31	293098	RAZZOLI Giuliano	ITA	295	–	295 (11)	–	–	–
32	50753	KROELL Klaus	AUT	291	214 (9)	–	–	77 (26)	–
33	50858	STREITBERGER Georg	AUT	268	54 (32)	–	–	214 (9)	–
34	102435	JANYK Michael	CAN	261	–	261 (12)	–	–	–
35	350032	BUECHEL Marco	LIE	255	211 (10)	–	–	44 (32)	–
35	102873	KUCERA John	CAN	255	94 (22)	–	–	105 (20)	56 (23)
37	501111	HARGIN Mattias	SWE	248	–	248 (14)	–	–	–

04-12-2010 / Beaver Creek (USA) / 1596

Page 1/5

www.fis-ski.com

Generation Date: SAT 4 DEC 2010

Time: 13:16

Document: 60B 1.0



AUDI FIS SKI WORLD CUP 2010/11

AFTER 2nd MEN'S SUPER-G OVERALL FIS WCSL LIST

Number of Competitors: 159

Rank	FIS Code	Name	Nation	WCSL	DH	SL	GS	SG	SC
38	192506	MISSILLIER Steve	FRA	245	–	147 (17)	98 (19)	–	–
39	50742	REICHELTH Hannes	AUT	238	–	–	71 (26)	167 (13)	–
40	510993	ALBRECHT Daniel	SUI	237	41 (38)	–	180 (13)	16 (43)	–
41	560447	SPORN Andrej	SLO	230	188 (11)	–	–	23 (38)	19 (37)
42	150398	BANK Ondrej	CZE	224	–	56 (31)	63 (27)	1 (64)	104 (11)
42	511139	KUENG Patrick	SUI	224	161 (15)	–	–	52 (30)	11 (45)
44	560332	JERMAN Andrej	SLO	218	160 (16)	–	–	58 (29)	–
45	51007	SCHOERGHOFER Philipp	AUT	216	–	–	192 (11)	–	24 (36)
46	102961	DIXON Robbie	CAN	209	85 (25)	–	20 (39)	104 (21)	–
47	102239	COUSINEAU Julien	CAN	207	–	207 (15)	–	–	–
48	530939	WEIBRECHT Andrew	USA	197	70 (30)	–	–	91 (24)	36 (31)
49	290998	STAUDACHER Patrick	ITA	194	46 (36)	–	–	146 (16)	2 (50)
50	380292	ZRNCIC-DIM Natko	CRO	191	47 (35)	12 (49)	–	5 (55)	127 (7)
51	500656	LARSSON Markus	SWE	187	–	71 (28)	60 (28)	–	56 (23)
51	511352	VILETTA Sandro	SUI	187	–	–	100 (18)	–	87 (17)
53	290693	PLONER Alexander	ITA	186	–	–	186 (12)	–	–
54	191423	RICHARD Cyprien	FRA	180	–	–	180 (13)	–	–
55	501076	OLSSON Hans	SWE	176	160 (16)	–	–	–	16 (39)
56	50833	GRUGGER Hans	AUT	171	154 (18)	–	–	17 (41)	–
57	421400	MYHRE Lars Elton	NOR	157	–	109 (19)	–	–	48 (25)
58	560355	VALENCIC Mitja	SLO	156	–	156 (16)	–	–	–
59	191740	CLAREY Johan	FRA	153	139 (19)	–	–	–	14 (42)
60	500150	JAERBYN Patrik	SWE	151	76 (27)	–	–	75 (27)	–
61	191964	POISSON David	FRA	122	122 (20)	–	–	–	–
62	560406	GORZA Ales	SLO	121	–	–	38 (35)	83 (25)	–
63	510767	HOFFMANN Ambrosi	SUI	120	94 (22)	–	–	26 (37)	–
64	511127	GINI Marc	SUI	114	–	114 (18)	–	–	–
65	510997	BERTHOD Marc	SUI	109	–	30 (40)	79 (21)	–	–
66	192504	MERMILLOD BLONDIN T.	FRA	107	–	25 (43)	53 (29)	–	29 (33)
67	291459	PARIS Dominik	ITA	106	21 (48)	–	–	14 (45)	71 (21)
68	291145	DEVILLE Cristian	ITA	105	–	105 (20)	–	–	–
68	910000	IMBODEN Urs	MDA	105	–	105 (20)	–	–	–
70	501223	BAECK Axel	SWE	100	–	100 (22)	–	–	–
71	511383	FEUZ Beat	SUI	97	35 (40)	–	–	2 (61)	60 (22)
72	534040	COCHRAN Jimmy	USA	91	–	91 (23)	–	–	–
72	290478	ROCCA Giorgio	ITA	91	–	91 (23)	–	–	–
74	533131	SULLIVAN Marco	USA	87	50 (34)	–	–	37 (33)	–

AUDI FIS SKI WORLD CUP 2010/11

AFTER 2nd MEN'S SUPER-G OVERALL FIS WCSL LIST

Number of Competitors: 159

Rank	FIS Code	Name	Nation	WCSL	DH	SL	GS	SG	SC
75	292250	SCHIEPPATI Alberto	ITA	86	-	-	86 (20)	-	-
76	180251	PALANDER Kalle	FIN	85	-	9 (52)	76 (22)	-	-
76	301312	SASAKI Akira	JPN	85	-	85 (25)	-	-	-
78	191750	FANARA Thomas	FRA	76	-	-	76 (22)	-	-
78	292056	GUFLER Michael	ITA	76	-	-	76 (22)	-	-
80	420148	KARLSEN Truls Ove	NOR	75	-	-	72 (25)	1 (64)	2 (50)
81	102912	SPENCE Brad	CAN	74	-	74 (26)	-	-	-
82	51327	PUCHNER Joachim	AUT	68	12 (52)	-	-	10 (48)	46 (28)
83	191746	DE TESSIERES Gauthier	FRA	66	-	-	39 (34)	27 (36)	-
84	201606	KEPPLER Stephan	GER	64	20 (49)	-	-	36 (34)	8 (47)
84	501116	LAHDENPERAE Anton	SWE	64	-	64 (29)	-	-	-
84	301709	YUASA Naoki	JPN	64	-	64 (29)	-	-	-
87	191778	PICHOT Sebastien	FRA	61	-	-	9 (53)	5 (55)	47 (27)
88	292291	THANEI Stefan	ITA	59	30 (43)	-	-	4 (57)	25 (35)
89	102271	HUDEC Jan	CAN	54	42 (37)	-	-	12 (47)	-
89	561067	PERKO Rok	SLO	54	53 (33)	-	-	1 (64)	-
91	50707	MATT Mario	AUT	53	-	53 (32)	-	-	-
92	191591	BERTRAND Yannick	FRA	52	34 (41)	-	-	18 (39)	-
93	150594	TREJBAL Filip	CZE	51	-	51 (33)	-	-	-
94	50600	GOERGL Stephan	AUT	48	-	-	15 (43)	33 (35)	-
94	102403	SEMPLE Ryan	CAN	48	-	-	-	-	48 (25)
96	533866	NYMAN Steven	USA	47	41 (38)	-	-	6 (54)	-
96	50547	SCHOENFELDER Rainer	AUT	47	-	10 (51)	-	-	37 (29)
98	501101	BYGGMARK Jens	SWE	44	-	44 (34)	-	-	-
99	101895	ROY Jean-Philippe	CAN	43	-	-	43 (30)	-	-
100	50981	HOERL Wolfgang	AUT	42	-	42 (35)	-	-	-
100	51159	NOESIG Christoph	AUT	42	-	-	42 (32)	-	-
102	534939	FISHER Erik	USA	40	31 (42)	-	-	9 (50)	-
103	192932	FAYED Guillermo	FRA	38	25 (44)	-	-	-	13 (43)
103	421669	HAUGEN Leif Kristian	NOR	38	-	-	38 (35)	-	-
103	560425	VAJDIC Bernard	SLO	38	-	38 (36)	-	-	-
106	290732	THALER Patrick	ITA	37	-	37 (37)	-	-	-
106	102922	WHITE Trevor	CAN	37	-	37 (37)	-	-	-
108	202462	DOPFER Fritz	GER	32	-	18 (46)	14 (44)	-	-
109	102456	BIGGS Patrick	CAN	31	-	31 (39)	-	-	-
110	193347	TISSOT Maxime	FRA	29	-	29 (41)	-	-	-
111	192943	OBERT Anthony	FRA	28	-	28 (42)	-	-	-



AUDI FIS SKI WORLD CUP 2010/11



AFTER 2nd MEN'S SUPER-G OVERALL FIS WCSL LIST

Number of Competitors: 159

Rank	FIS Code	Name	Nation	WCSL	DH	SL	GS	SG	SC
112	561085	KRIZAJ Andrej	SLO	27	7 (57)	-	-	17 (41)	3 (48)
113	530165	BRANDENBURG Will	USA	26	-	-	-	-	26 (34)
113	150644	KRYZL Krystof	CZE	26	-	12 (49)	14 (44)	-	-
115	534567	LANNING T J	USA	25	22 (45)	-	-	3 (58)	-
115	300804	MINAGAWA Kentaro	JPN	25	-	25 (43)	-	-	-
117	292967	EISATH Florian	ITA	24	-	-	24 (38)	-	-
117	511039	KREUZER Ralf	SUI	24	17 (50)	-	-	7 (52)	-
119	191116	DALCIN Pierre-Emmanuel	FRA	22	22 (45)	-	-	-	-
119	291641	SULZENBACHER Kurt	ITA	22	22 (45)	-	-	-	-
121	50931	BECHTER Patrick	AUT	19	-	19 (45)	-	-	-
122	531799	FORD Tommy	USA	17	-	-	17 (40)	-	-
122	501026	RAINER Niklas	SWE	17	-	-	-	2 (61)	15 (40)
122	180534	SANDELL Marcus	FIN	17	-	-	17 (40)	-	-
125	194495	FAIVRE Mathieu	FRA	16	-	-	16 (42)	-	-
125	480736	KHOROSHILOV Alexander	RUS	16	-	2 (62)	-	1 (64)	13 (43)
127	292831	PIERUZ Aronne	ITA	15	-	-	-	-	15 (40)
128	201987	STRODL Andreas	GER	14	6 (59)	-	-	8 (51)	-
129	191640	ANSELMET Alexandre	FRA	13	-	13 (48)	-	-	-
129	530874	GANONG Travis	USA	13	-	-	-	13 (46)	-
131	50451	GRUBER Christoph	AUT	12	2 (62)	-	-	10 (48)	-
131	53853	SIEBER Bjoern	AUT	12	-	-	12 (48)	-	-
131	150421	ZAHROBSKY Petr	CZE	12	9 (54)	-	-	3 (58)	-
134	511529	GISIN Marc	SUI	11	11 (53)	-	-	-	-
135	103512	FRISCH Jeffrey	CAN	10	-	-	10 (49)	-	-
135	561032	JAZBEC Janez	SLO	10	-	-	10 (49)	-	-
135	533397	ZAMANSKY Jake	USA	10	-	-	10 (49)	-	-
138	92591	ALBRECHT Kilian	BUL	9	-	9 (52)	-	-	-
138	50824	DREIER Christoph	AUT	9	-	9 (52)	-	-	-
138	293797	GROSS Stefano	ITA	9	-	9 (52)	-	-	-
138	534959	JITLOFF Tim	USA	9	-	-	9 (53)	-	-
142	103090	HELIE Louis-Pierre	CAN	8	8 (56)	-	-	-	-
143	532490	MACARTNEY Scott	USA	7	7 (57)	-	-	-	-
143	561148	SKUBE Matic	SLO	7	-	7 (57)	-	-	-
143	201811	STECHERT Tobias	GER	7	-	-	-	7 (52)	-
146	250127	BJORGVINSSON Bjorgvin	ISL	6	-	6 (58)	-	-	-
146	102814	BOURQUE Francois	CAN	6	-	-	3 (56)	3 (58)	-
146	532138	KASPER Nolan	USA	6	-	6 (58)	-	-	-





AUDI FIS SKI WORLD CUP 2010/11



AFTER 2nd MEN'S SUPER-G OVERALL FIS WCSL LIST

Number of Competitors: 159

Rank	FIS Code	Name	Nation	WCSL	DH	SL	GS	SG	SC
149	560371	DRAGSIC Mitja	SLO	5	-	5 (60)	-	-	-
149	510498	ZUEGER Cornel	SUI	5	5 (60)	-	-	-	-
151	290896	HELL Wolfgang	ITA	4	-	-	4 (55)	-	-
152	193034	BOUILLOT Alexandre	FRA	3	-	-	-	-	3 (48)
152	40171	BRANCH Craig	AUS	3	3 (61)	-	-	-	-
152	51332	SCHEIBER Florian	AUT	3	-	-	-	2 (61)	1 (53)
155	290910	LONGHI Omar	ITA	2	-	-	2 (57)	-	-
155	561087	MARKIC Gasper	SLO	2	-	-	-	-	2 (50)
157	380291	RATKIC Ivan	CRO	1	-	-	-	-	1 (53)
157	380298	SIROKI Tin	CRO	1	-	-	-	-	1 (53)
157	201542	STRODL Peter	GER	1	-	-	-	1 (64)	-

LEGEND

SC Super Combined points **SG** Super-G points **DH** Downhill points **WCSL** Overall points **SL** Slalom points
GS Giant Slalom points

04-12-2010 / Beaver Creek (USA) / 1596

Page 5/5

www.fis-ski.com

Generation Date: SAT 4 DEC 2010

Time: 13:16

Document: 60B 1.0



AUDI FIS SKI WORLD CUP 2010/11

2nd MEN'S SUPER-G SUPER-G FIS WORLD CUP STANDINGS

Number of Competitors: 38				28 NOV 2010 Lake Louise (CAN)		4 DEC 2010 Beaver Creek (USA)	
Rank	FIS Code	Name	Nation	1	2	WC-SG	Diff.
1	50858	STREITBERGER Georg	AUT	18	100	118	
2	510747	GRUENENFELDER Tobias	SUI	100	10	110	- 8
3	510030	CUCHE Didier	SUI	45	60	105	- 13
4	51005	SCHEIBER Mario	AUT	50	45	95	- 23
5	293006	INNERHOFER Christof	ITA	40	50	90	- 28
6	511313	JANKA Carlo	SUI	80	8	88	- 30
7	192746	THEAUX Adrien	FRA	4	80	84	- 34
8	51215	BAUMANN Romed	AUT	60	13	73	- 45
9	50625	RAICH Benjamin	AUT	32	22	54	- 64
10	292455	FILL Peter	ITA	12	40	52	- 66
11	50041	WALCHHOFER Michael	AUT	13	36	49	- 69
12	102961	DIXON Robbie	CAN	14	32	46	- 72
13	50753	KROELL Klaus	AUT	24	16	40	- 78
14	500150	JAERBYN Patrik	SWE	36	3	39	- 79
15	292514	HEEL Werner	ITA	20	14	34	- 84
16	380260	KOSTELIC Ivica	CRO	9	24	33	- 85
17	421328	SVINDAL Aksel Lund	NOR	2	29	31	- 87
18	510890	ZURBRIGGEN Silvan	SUI	29	-	29	- 89
19	102899	OSBORNE-PARADIS M.	CAN	16	12	28	- 90
19	50742	REICHELTH Hannes	AUT	8	20	28	- 90
21	50600	GOERGL Stephan	AUT	-	26	26	- 92
21	511139	KUENG Patrick	SUI	26	-	26	- 92
23	532431	MILLER Bode	USA	22	-	22	- 96
24	421483	JANSRUD Kjetil	NOR	-	18	18	- 100
25	102263	GUAY Erik	CAN	15	2	17	- 101
26	201606	KEPPLER Stephan	GER	5	11	16	- 102
27	191746	DE TESSIERES Gauthier	FRA	-	15	15	- 103
28	530874	GANONG Travis	USA	11	-	11	- 107
29	51327	PUCHNER Joachim	AUT	10	-	10	- 108
30	50833	GRUGGER Hans	AUT	-	9	9	- 109
31	534562	LIGETY Ted	USA	8	-	8	- 110
32	191591	BERTRAND Yannick	FRA	3	4	7	- 111
32	560447	SPORN Andrej	SLO	-	7	7	- 111
34	560332	JERMAN Andrej	SLO	6	-	6	- 112
34	533866	NYMAN Steven	USA	-	6	6	- 112





AUDI FIS SKI WORLD CUP 2010/11



2nd MEN'S SUPER-G SUPER-G FIS WORLD CUP STANDINGS

Number of Competitors: 38

Rank	FIS Code	Name	Nation	28 NOV 2010 Lake Louise (CAN)		4 DEC 2010 Beaver Creek (USA)		WC-SG Diff.
				1	2	1	2	
36	561085	KRIZAJ Andrej	SLO	-	5	5	-	113
37	150398	BANK Ondrej	CZE	-	1	1	-	117
37	560406	GORZA Ales	SLO	1	-	1	-	117

LEGEND
WC-SG World Cup points for Super-G **Diff.** Points Difference
 04-12-2010 / Beaver Creek (USA) / 1596



2nd MEN'S SUPER-G OVERALL FIS WORLD CUP STANDINGS

Number of Competitors: 67

Rank	FIS Code	Name	Nation	Points	DH 1 race	SL 1 race	GS	SG 2 races	SC
1	51005	SCHEIBER Mario	AUT	175	80 (2)	–	–	95 (4)	–
2	50041	WALCHHOFER Michael	AUT	149	100 (1)	–	–	49 (11)	–
3	50858	STREITBERGER Georg	AUT	136	18 (14)	–	–	118 (1)	–
4	510030	CUCHE Didier	SUI	134	29 (9)	–	–	105 (3)	–
5	511313	JANKA Carlo	SUI	124	36 (7)	–	–	88 (6)	–
6	510890	ZURBRIGGEN Silvan	SUI	119	50 (4)	40 (6)	–	29 (18)	–
7	380260	KOSTELIC Ivica	CRO	117	24 (11)	60 (3)	–	33 (16)	–
8	510747	GRUENENFELDER Tobias	SUI	113	3 (28)	–	–	110 (2)	–
9	421328	SVINDAL Aksel Lund	NOR	111	80 (2)	–	–	31 (17)	–
10	192665	GRANGE Jean-Baptiste	FRA	100	–	100 (1)	–	–	–
11	293006	INNERHOFER Christof	ITA	98	8 (23)	–	–	90 (5)	–
12	192746	THEAUX Adrien	FRA	94	10 (21)	–	–	84 (7)	–
13	50753	KROELL Klaus	AUT	80	40 (6)	–	–	40 (13)	–
13	501017	MYHRER Andre	SWE	80	–	80 (2)	–	–	–
15	51215	BAUMANN Romed	AUT	73	–	–	–	73 (8)	–
16	292455	FILL Peter	ITA	67	15 (16)	–	–	52 (10)	–
17	50625	RAICH Benjamin	AUT	63	9 (22)	–	–	54 (9)	–
18	532431	MILLER Bode	USA	54	32 (8)	–	–	22 (23)	–
19	511139	KUENG Patrick	SUI	52	26 (10)	–	–	26 (21)	–
20	291145	DEVILLE Cristian	ITA	50	–	50 (4)	–	–	–
21	102899	OSBORNE-PARADIS Manuel	CAN	48	20 (13)	–	–	28 (19)	–
22	102961	DIXON Robbie	CAN	46	–	–	–	46 (12)	–
23	191740	CLAREY Johan	FRA	45	45 (5)	–	–	–	–
23	50624	PRANGER Manfred	AUT	45	–	45 (5)	–	–	–
25	500150	JAERBYN Patrik	SWE	39	–	–	–	39 (14)	–
26	292491	MOELGG Manfred	ITA	36	–	36 (7)	–	–	–
27	292514	HEEL Werner	ITA	34	–	–	–	34 (15)	–
28	102239	COUSINEAU Julien	CAN	32	–	32 (8)	–	–	–
29	511127	GINI Marc	SUI	29	–	29 (9)	–	–	–
30	50742	REICHELTH Hannes	AUT	28	–	–	–	28 (19)	–
31	50600	GOERGL Stephan	AUT	26	–	–	–	26 (21)	–
31	191459	LIZEROUX Julien	FRA	26	–	26 (10)	–	–	–
33	560447	SPORN Andrej	SLO	25	18 (14)	–	–	7 (32)	–
34	102263	GUAY Erik	CAN	24	7 (24)	–	–	17 (25)	–
34	501111	HARGIN Mattias	SWE	24	–	24 (11)	–	–	–
34	102271	HUDEC Jan	CAN	24	24 (11)	–	–	–	–
37	50833	GRUGGER Hans	AUT	23	14 (17)	–	–	9 (30)	–

AUDI FIS SKI WORLD CUP 2010/11

2nd MEN'S SUPER-G OVERALL FIS WORLD CUP STANDINGS

Number of Competitors: 67

Rank	FIS Code	Name	Nation	Points	DH 1 race	SL 1 race	GS	SG 2 races	SC
38	192506	MISSILLIER Steve	FRA	22	–	22 (12)	–	–	–
39	150398	BANK Ondrej	CZE	21	–	20 (13)	–	1 (37)	–
39	534562	LIGETY Ted	USA	21	–	13 (18)	–	8 (31)	–
41	191591	BERTRAND Yannick	FRA	19	12 (19)	–	–	7 (32)	–
42	202462	DOPFER Fritz	GER	18	–	18 (14)	–	–	–
42	421483	JANSRUD Kjetil	NOR	18	–	–	–	18 (24)	–
42	201606	KEPLER Stephan	GER	18	2 (29)	–	–	16 (26)	–
45	500656	LARSSON Markus	SWE	16	–	16 (15)	–	–	–
45	51327	PUCHNER Joachim	AUT	16	6 (25)	–	–	10 (29)	–
47	191746	DE TESSIERES Gauthier	FRA	15	–	–	–	15 (27)	–
47	102912	SPENCE Brad	CAN	15	–	15 (16)	–	–	–
49	150594	TREJBAL Filip	CZE	14	–	14 (17)	–	–	–
50	511383	FEUZ Beat	SUI	13	13 (18)	–	–	–	–
51	102922	WHITE Trevor	CAN	12	–	12 (19)	–	–	–
52	501101	BYGGMARK Jens	SWE	11	–	11 (20)	–	–	–
52	530874	GANONG Travis	USA	11	–	–	–	11 (28)	–
52	511529	GISIN Marc	SUI	11	11 (20)	–	–	–	–
55	560332	JERMAN Andrej	SLO	10	4 (27)	–	–	6 (34)	–
55	192504	MERMILLOD BLONDIN T.	FRA	10	–	10 (21)	–	–	–
57	102456	BIGGS Patrick	CAN	9	–	9 (22)	–	–	–
57	501116	LAHDENPERAE Anton	SWE	9	–	9 (22)	–	–	–
59	192943	OBERT Anthony	FRA	7	–	7 (24)	–	–	–
60	50931	BECHTER Patrick	AUT	6	–	6 (25)	–	–	–
60	533866	NYMAN Steven	USA	6	–	–	–	6 (34)	–
60	201987	STRODL Andreas	GER	6	6 (25)	–	–	–	–
63	561085	KRIZAJ Andrej	SLO	5	–	–	–	5 (36)	–
63	560355	VALENCIC Mitja	SLO	5	–	5 (26)	–	–	–
65	50981	HOERL Wolfgang	AUT	4	–	4 (27)	–	–	–
66	291459	PARIS Dominik	ITA	2	2 (29)	–	–	–	–
67	560406	GORZA Ales	SLO	1	–	–	–	1 (37)	–

LEGEND

SC Super Combined points SG Super-G points DH Downhill points Points Overall points SL Slalom points
GS Giant Slalom points





AUDI FIS SKI WORLD CUP 2010/11



2nd MEN'S SUPER-G MEN FIS NATION CUP

Number of Nations: 12

Place	Nation	Points	Diff.	DH	SL	GS	SG	SC
1	AUT Austria	824		267	55	-	502	-
2	SUI Switzerland	595	- 229	168	69	-	358	-
3	FRA France	338	- 486	67	165	-	106	-
4	ITA Italy	287	- 537	25	86	-	176	-
5	CAN Canada	210	- 614	51	68	-	91	-
6	SWE Sweden	179	- 645	-	140	-	39	-
7	NOR Norway	129	- 695	80	-	-	49	-
8	CRO Croatia	117	- 707	24	60	-	33	-
9	USA United States	92	- 732	32	13	-	47	-
10	SLO Slovenia	46	- 778	22	5	-	19	-
11	GER Germany	42	- 782	8	18	-	16	-
12	CZE Czech Republic	35	- 789	-	34	-	1	-





AUDI FIS SKI WORLD CUP 2010/11



2nd MEN'S SUPER-G FIS OVERALL NATION CUP

Number of Nations: 15

Place	Nation	Overall			DH Points			SL Points			GS Points			SG Points			SC Points		
		M+W	M	W	M+W	M	W	M+W	M	W	M+W	M	W	M+W	M	W	M+W	M	W
1	AUT	1495	824	671	401	267	134	337	55	282	255	-	255	502	502	-	-	-	-
2	GER	913	42	871	121	8	113	350	18	332	426	-	426	16	16	-	-	-	-
3	SUI	751	595	156	254	168	86	105	69	36	34	-	34	358	358	-	-	-	-
4	FRA	688	338	350	130	67	63	251	165	86	201	-	201	106	106	-	-	-	-
5	ITA	551	287	264	103	25	78	117	86	31	155	-	155	176	176	-	-	-	-
6	SWE	529	179	350	41	-	41	360	140	220	89	-	89	39	39	-	-	-	-
7	USA	446	92	354	216	32	184	91	13	78	92	-	92	47	47	-	-	-	-
8	CAN	281	210	71	51	51	-	119	68	51	20	-	20	91	91	-	-	-	-
9	FIN	196	-	196	-	-	-	120	-	120	76	-	76	-	-	-	-	-	-
10	SLO	190	46	144	46	22	24	67	5	62	58	-	58	19	19	-	-	-	-
11	NOR	129	129	-	80	80	-	-	-	-	-	-	-	49	49	-	-	-	-
12	CRO	117	117	-	24	24	-	60	60	-	-	-	-	33	33	-	-	-	-
13	CZE	93	35	58	-	-	-	92	34	58	-	-	-	1	1	-	-	-	-
14	SVK	74	-	74	-	-	-	74	-	74	-	-	-	-	-	-	-	-	-
15	GBR	4	-	4	-	-	-	-	-	-	4	-	4	-	-	-	-	-	-





AUDI FIS SKI WORLD CUP 2010/11



AFTER 2nd MEN'S SUPER-G MANUFACTURERS STANDINGS MEN

Number of Manufacturers: 8

Place	Manufacturer	Points	Diff.	DH	SL	GS	SG	SC
1	Atomic	395		180	-	-	215	-
2	Rossignol	280	- 115	50	140	-	90	-
3	Head	230	- 165	125	-	-	105	-
4	Salomon	180	- 215	40	-	-	140	-
5	Fischer	160	- 235	-	60	-	100	-
6	Stoeckli	100	- 295	-	-	-	100	-
7	Voelkl	95	- 300	-	95	-	-	-
8	Nordica	80	- 315	-	80	-	-	-





AUDI FIS SKI WORLD CUP 2010/11



AFTER 2nd MEN'S SUPER-G MANUFACTURERS STANDINGS OVERALL

Number of Manufacturers: 8

Place	Manufacturer	Overall			DH Points			SL Points			GS Points			SG Points			SC Points		
		M+W	M	W	M+W	M	W	M+W	M	W	M+W	M	W	M+W	M	W	M+W	M	W
1	Head	900	230	670	450	125	325	250	-	250	95	-	95	105	105	-	-	-	-
2	Rossignol	585	280	305	50	50	-	240	140	100	205	-	205	90	90	-	-	-	-
3	Atomic	535	395	140	180	180	-	100	-	100	40	-	40	215	215	-	-	-	-
4	Fischer	470	160	310	-	-	-	180	60	120	190	-	190	100	100	-	-	-	-
5	Salomon	270	180	90	40	40	-	90	-	90	-	-	-	140	140	-	-	-	-
6	Nordica	260	80	180	-	-	-	80	80	-	180	-	180	-	-	-	-	-	-
7	Voelkl	235	95	140	50	-	50	185	95	90	-	-	-	-	-	-	-	-	-
8	Stoekli	140	100	40	-	-	-	-	-	-	40	-	40	100	100	-	-	-	-

