

AUDI FIS ALPINE SKI WORLD CUP 2011/12 Beaver Creek (USA)



1st MEN'S SLALOM

THU 8 DEC 2011

ALPHABETICAL LIST OF COMPETITORS

Number of Competitors: 59, Number of NSA: 14

NSA	FIS Code	Name	FIS Points (1st of December 2011 – List 5)									
			DH		SL		GS		SG		SC	
ARG (1)	30149	SIMARI BIRKNER Cristian Javier	61.59	(333)	18.23	(156)	22.48	(229)	44.92	(412)	42.29	(191)
AUT (10)	50931	BECHTER Patrick	558.33	(2484)	10.46	(67)	26.82	(352)	196.64	(3155)	-	
	51395	DIGRUBER Marc	46.71	(222)	10.77	(69)	25.01	(286)	25.59	(175)	15.24	(54)
	50824	DREIER Christoph	68.19	(392)	9.00	(55)	50.86	(1171)	87.42	(1282)	18.98	(67)
	50605	HERBST Reinfried	197.54	(1867)	3.68	(11)	102.58	(3170)	153.68	(2593)	-	
	53831	HIRSCHER Marcel	231.72	(2065)	2.70	(6)	4.65	(10)	20.76	(129)	5.99	(28)
	50981	HOERL Wolfgang	249.02	(2146)	7.96	(44)	44.43	(903)	175.00	(2916)	-	
	50707	MATT Mario	152.69	(1451)	1.06	(3)	28.29	(388)	129.06	(2175)	14.20	(51)
	50624	PRANGER Manfred	505.30	(2466)	4.41	(16)	61.08	(1571)	298.67	(3812)	-	
	50625	RAICH Benjamin	21.98	(92)	4.53	(17)	5.16	(15)	3.02	(8)	4.91	(11)
50547	SCHOENFELDER Rainer	16.20	(70)	7.90	(42)	9.82	(49)	18.52	(103)	6.58	(33)	
CAN (6)	102239	COUSINEAU Julien	247.80	(2144)	4.68	(19)	31.90	(492)	69.57	(904)	72.08	(433)
	102435	JANYK Michael	98.78	(757)	4.06	(15)	24.99	(284)	47.64	(447)	57.32	(318)
	103729	READ Erik	39.25	(174)	18.76	(165)	18.58	(150)	25.47	(173)	38.45	(160)
	102912	SPENCE Brad	106.26	(853)	5.94	(27)	13.10	(76)	53.59	(564)	42.23	(190)
	102727	STUTZ Paul	75.93	(471)	8.01	(45)	51.24	(1185)	49.95	(492)	47.10	(233)
	102922	WHITE Trevor	189.81	(1804)	5.99	(28)	31.00	(467)	115.64	(1857)	-	
CRO (2)	380260	KOSTELIC Ivica	5.89	(29)	0.40	(2)	4.46	(8)	2.34	(3)	0.00	(1)
	380292	ZRNCIC-DIM Natko	15.29	(62)	14.81	(108)	25.06	(290)	8.50	(42)	4.26	(8)
CZE (3)	150398	BANK Ondrej	16.33	(71)	5.99	(28)	5.32	(20)	21.96	(139)	3.81	(6)
	150644	KRYZL Krystof	56.27	(286)	10.06	(61)	10.14	(52)	50.32	(498)	35.65	(139)
	150594	TREJBAL Filip	76.66	(478)	8.65	(49)	34.96	(577)	63.47	(764)	48.10	(245)
FRA (5)	191750	FANARA Thomas	118.00	(1014)	12.36	(86)	3.05	(5)	60.48	(692)	96.09	(659)
	192665	GRANGE Jean-Baptiste	44.62	(204)	0.00	(1)	6.00	(33)	33.60	(275)	6.86	(36)
	192504	MERMILLOD BLONDIN Thomas	33.50	(141)	10.45	(66)	14.76	(91)	6.00	(31)	5.20	(14)
	192506	MISSILLIER Steve	160.19	(1543)	3.79	(13)	5.18	(17)	77.44	(1067)	-	
	194364	PINTURAUULT Alexis	41.55	(187)	6.48	(36)	4.61	(9)	13.22	(62)	12.47	(46)
GER (2)	202462	DOPFER Fritz	195.60	(1854)	9.11	(56)	5.59	(25)	139.32	(2360)	106.12	(755)
	201702	NEUREUTHER Felix	45.92	(215)	3.55	(9)	5.99	(30)	27.86	(200)	5.20	(14)
ITA (6)	990048	BORSOTTI Giovanni	27.63	(120)	12.78	(91)	6.16	(36)	9.76	(48)	13.67	(50)

08-12-2011 / Beaver Creek (USA) / Val d'Isère (FRA) / 0490

Page 1/2

Data Processing by LONGINES

www.fisalpine.com

LONGINES Timing




ALPHABETICAL LIST OF COMPETITORS

Number of Competitors: 59, Number of NSA: 14

NSA	FIS Code	Name	FIS Points (1st of December 2011 – List 5)						
			DH	SL	GS	SG	SC		
ITA (6)	291145	DEVILLE Cristian	372.88 (2415)	3.25 (8)	18.68 (153)	132.68 (2245)			
	293797	GROSS Stefano	249.02 (2146)	7.75 (41)	21.39 (197)	182.64 (2995)			
	292491	MOELGG Manfred	80.59 (524)	2.30 (5)	5.37 (22)	41.80 (375)	9.42 (41)		
	293098	RAZZOLI Giuliano	908.86 (2560)	3.68 (11)	34.48 (565)	604.23 (4218)			
	290732	THALER Patrick	999.00 (2584)	7.65 (40)	77.85 (2246)	999.00 (4318)			
JPN (2)	301312	SASAKI Akira	264.70 (2201)	12.07 (81)	30.90 (463)	170.42 (2842)	182.30 (1353)		
	301709	YUASA Naoki	999.00 (2584)	5.66 (26)	30.68 (458)	999.00 (4318)			
NOR (4)	421669	HAUGEN Leif Kristian	230.79 (2062)	9.77 (60)	5.94 (28)	137.10 (2328)	112.92 (809)		
	421483	JANSRUD Kjetil	16.16 (69)	11.94 (79)	3.10 (6)	14.25 (72)	3.42 (4)		
	421860	NORDBOTTEN Jonathan	96.70 (726)	7.92 (43)	14.50 (86)	48.24 (459)	67.72 (402)		
	421328	SVINDAL Aksel Lund	4.01 (9)	15.89 (118)	2.37 (3)	3.22 (11)	2.45 (3)		
SLO (1)	560355	VALENCIC Mitja	999.00 (2584)	4.99 (22)	54.05 (1302)	331.04 (3938)			
SUI (4)	510997	BERTHOD Marc	20.61 (87)	8.55 (48)	5.37 (22)	27.25 (194)	16.37 (58)		
	511908	SCHMIDIGER Reto	49.69 (239)	6.00 (31)	10.00 (50)	25.15 (170)	15.51 (56)		
	511174	VOGEL Markus	301.89 (2291)	5.58 (25)	48.64 (1086)	126.75 (2117)	158.07 (1165)		
	510890	ZURBRIGGEN Silvan	3.59 (6)	4.78 (20)	32.12 (497)	4.73 (18)	3.97 (7)		
SWE (6)	501223	BAECK Axel	210.93 (1966)	3.83 (14)	25.90 (317)	260.48 (3649)	136.20 (992)		
	501101	BYGGMARK Jens	127.38 (1128)	3.61 (10)	52.48 (1231)	169.12 (2821)	68.56 (409)		
	501111	HARGIN Mattias	148.04 (1386)	3.19 (7)	27.32 (366)	86.97 (1272)	73.83 (447)		
	501116	LAHDENPERAE Anton	88.42 (616)	11.74 (76)	22.17 (218)	92.18 (1380)	115.30 (827)		
	500656	LARSSON Markus	54.50 (271)	5.01 (23)	21.73 (203)	29.86 (216)	8.30 (38)		
	501017	MYHRER Andre	110.12 (902)	1.16 (4)	11.37 (60)	35.25 (288)	18.81 (66)		
USA (7)	530165	BRANDENBURG Will	50.74 (247)	6.00 (31)	20.73 (182)	32.08 (249)	33.00 (114)		
	534508	CHODOUNSKY David	574.24 (2495)	6.00 (31)	13.51 (78)	49.85 (491)	57.93 (323)		
	534040	COCHRAN Jimmy	99.21 (759)	6.06 (34)	17.56 (136)	98.82 (1506)	116.34 (838)		
	930105	GRANSTROM Colby	28.17 (122)	7.16 (37)	14.37 (84)	17.87 (96)	25.20 (81)		
	532138	KASPER Nolan	93.39 (689)	4.53 (17)	16.10 (110)	42.87 (390)	24.02 (78)		
	534562	LIGETY Ted	31.92 (134)	5.51 (24)	0.00 (1)	16.37 (86)	5.22 (16)		
	532431	MILLER Bode	4.47 (13)	10.68 (68)	5.32 (20)	3.99 (13)	5.99 (28)		

LEGEND	DH Downhill	SL Slalom	GS Giant Slalom	SG Super-G	SC Super Combined
---------------	--------------------	------------------	------------------------	-------------------	--------------------------





AUDI FIS ALPINE SKI WORLD CUP 2011/12
Beaver Creek (USA)



1st MEN'S SLALOM
DRAW LIST BY POINTS

THU 8 DEC 2011

Number of Competitors: 59, Number of NSA: 14 Ranked 100 in the FIS List: **CAVIEZEL M.** FIS Pts: 13.56

No.	FIS Code	Name	NSA	WCSL-SL	WCSL-O	FIS-SL
1	192665	GRANGE Jean-Baptiste	FRA	542 (1)	560 (16)	0.00 (1)
2	380260	KOSTELIC Ivica	CRO	510 (2)	1404 (1)	0.40 (2)
3	50707	MATT Mario	AUT	457 (3)	457 (22)	1.06 (3)
4	501017	MYHRER Andre	SWE	449 (4)	472 (19)	1.16 (4)
5	292491	MOELGG Manfred	ITA	358 (5)	468 (20)	2.30 (5)
6	53831	HIRSCHER Marcel	AUT	326 (6)	691 (9)	2.70 (6)
7	501111	HARGIN Mattias	SWE	287 (7)	287 (33)	3.19 (7)
8	291145	DEVILLE Cristian	ITA	282 (8)	282 (34)	3.25 (8)
9	201702	NEUREUTHER Felix	GER	258 (9)	423 (23)	3.55 (9)
10	501101	BYGGMARK Jens	SWE	253 (10)	253 (39)	3.61 (10)
11	50605	HERBST Reinfried	AUT	248 (11)	278 (35)	3.68 (11)
12	293098	RAZZOLI Giuliano	ITA	248 (11)	248 (41)	3.68 (12)
13	192506	MISSILLIER Steve	FRA	239 (13)	338 (26)	3.79 (13)
14	501223	BAECK Axel	SWE	236 (14)	236 (42)	3.83 (14)
15	102435	JANYK Michael	CAN	217 (15)	217 (47)	4.06 (15)
16	+500 50625	RAICH Benjamin	AUT	180 (17)	636 (12)	4.53 (17)
17	+500 510890	ZURBRIGGEN Silvan	SUI	160 (20)	694 (8)	4.78 (20)
18	+500 534562	LIGETY Ted	USA	101 (24)	830 (4)	5.51 (23)
19	50624	PRANGER Manfred	AUT	189 (16)	189 (49)	4.41 (16)
20	532138	KASPER Nolan	USA	180 (17)	180 (51)	4.53 (18)
21	102239	COUSINEAU Julien	CAN	168 (19)	168 (53)	4.68 (19)
22	560355	VALENCIC Mitja	SLO	143 (22)	143 (60)	4.99 (21)
23	500656	LARSSON Markus	SWE	141 (23)	155 (57)	5.01 (22)
24	511174	VOGEL Markus	SUI	96 (25)	96 (78)	5.58 (24)
25	301709	YUASA Naoki	JPN	89 (26)	89 (82)	5.66 (25)
26	102912	SPENCE Brad	CAN	67 (27)	67 (90)	5.94 (26)
27	150398	BANK Ondrej	CZE	63 (28)	307 (32)	5.99 (27)
28	102922	WHITE Trevor	CAN	63 (28)	63 (92)	5.99 (28)
29	202462	DOPFER Fritz	GER	62 (31)	221 (45)	9.11 (44)
30	534040	COCHRAN Jimmy	USA	58 (33)	58 (95)	6.06 (32)
31	+500 421483	JANSRUD Kjetil	NOR	35 (42)	661 (10)	11.94 (52)
32	+500 532431	MILLER Bode	USA	-	630 (13)	10.68 (49)
33	+500 421328	SVINDAL Aksel Lund	NOR	-	1123 (3)	> 15.89 (57)
34	511908	SCHMIDIGER Reto	SUI	41 (39)	63 (92)	6.00 (31)
35	534508	CHODOUNSKY David	USA	32 (44)	32 (118)	6.00 (29)
36	530165	BRANDENBURG Will	USA	7 (57)	16 (131)	6.00 (30)
37	194364	PINTURAUULT Alexis	FRA	-	275 (36)	6.48 (33)

08-12-2011 / Beaver Creek (USA) / Val d'Isère (FRA) / 0490

Page 1/2

Data Processing by LONGINES

www.fisalpine.com

LONGINES Timing



Number of Competitors: 59, Number of NSA: 14 Ranked 100 in the FIS List: CAVIEZEL M. FIS Pts: 13.56


No.	FIS Code	Name	NSA	WCSL-SL	WCSL-O	FIS-SL
38	930105	GRANSTROM Colby	USA	-	-	7.16 (34)
39	290732	THALER Patrick	ITA	15 (50)	15 (135)	7.65 (35)
40	293797	GROSS Stefano	ITA	42 (38)	42 (107)	7.75 (36)
41	50547	SCHOENFELDER Rainer	AUT	-	-	7.90 (37)
42	421860	NORDBOTTEN Jonathan	NOR	-	-	7.92 (38)
43	50981	HOERL Wolfgang	AUT	19 (46)	19 (126)	7.96 (39)
44	102727	STUTZ Paul	CAN	12 (52)	12 (146)	8.01 (40)
45	510997	BERTHOD Marc	SUI	10 (54)	109 (72)	8.55 (41)
46	150594	TREJBAL Filip	CZE	49 (36)	49 (99)	8.65 (42)
47	50824	DREIER Christoph	AUT	46 (37)	46 (105)	9.00 (43)
48	421669	HAUGEN Leif Kristian	NOR	6 (60)	63 (92)	9.77 (45)
49	150644	KRYZL Krystof	CZE	-	8 (153)	10.06 (46)
50	192504	MERMILLOD BLONDIN Thomas	FRA	21 (45)	117 (71)	10.45 (47)
51	50931	BECHTER Patrick	AUT	14 (51)	14 (138)	10.46 (48)
52	51395	DIGRUBER Marc	AUT	8 (55)	19 (126)	10.77 (50)
53	501116	LAHDENPERAE Anton	SWE	33 (43)	33 (116)	11.74 (51)
54	301312	SASAKI Akira	JPN	17 (48)	17 (130)	12.07 (53)
55	191750	FANARA Thomas	FRA	-	251 (40)	12.36 (54)
56	990048	BORSOTTI Giovanni	ITA	-	35 (113)	12.78 (55)
57	380292	ZRNCIC-DIM Natko	CRO	-	139 (61)	> 14.81 (56)
58	30149	SIMARI BIRKNER Cristian Javier	ARG	-	-	> 18.23 (58)
59	103729	READ Erik	CAN	-	-	> 18.76 (59)

LEGEND

+500 More than 500 points on WCSL-O after 15th place or after 30th place
WCSL-SL World Cup Start List points for Slalom
FIS-SL FIS points for Slalom

WCSL-O Overall WCSL points
No. Control Number





AUDI FIS ALPINE SKI WORLD CUP 2011/12 Beaver Creek (USA)



1st MEN'S SLALOM 1st RUN START LIST

THU 8 DEC 2011
Start Time: 09:30

Jury			Technical Data	
TD FIS	B. LASHLEY	CAN	Course Name	BIRDS OF PREY
Referee	G. HUJARA	FIS	Start Altitude	2935 m
Chief of Race	G. JOHNSON	USA	Finish Altitude	2721 m
			Vertical Drop	214 m
			Homologation Number	8591/10/07

Race Information 1st Run			Race Information 2nd Run		
Course Setter	J. THEOLIER	ITA	Course Setter	K. HARRINGTON	CAN
Number of Gates	72		Number of Gates		
Turning Gates	71		Turning Gates		
Start Time	09:30		Start Time	12:30	
Forerunners	A - W. GREGORAK	USA	Forerunners	A - W. GREGORAK	USA
	B - T. BIESEMEYER	USA		B - T. BIESEMEYER	USA
	C - C. CHRISTIANSON	USA		C - C. CHRISTIANSON	USA

Number of Competitors: 59, Number of NSA: 14

Bib	FIS Code	Name	Year of Birth	NSA	Time	Ski
1	501017	MYHRER Andre	1983	SWE		Nordica
2	192665	GRANGE Jean-Baptiste	1984	FRA		Rossignol
3	50707	MATT Mario	1979	AUT		Blizzard
4	292491	MOELGG Manfred	1982	ITA		Fischer
5	380260	KOSTELIC Ivica	1979	CRO		Fischer
6	501111	HARGIN Mattias	1985	SWE		Nordica
7	53831	HIRSCHER Marcel	1989	AUT		Atomic
8	201702	NEUREUTHER Felix	1984	GER		Nordica
9	501101	BYGGMARK Jens	1985	SWE		Voelkl
10	501223	BAECK Axel	1987	SWE		Rossignol
11	291145	DEVILLE Cristian	1981	ITA		Voelkl
12	192506	MISSILLIER Steve	1984	FRA		Salomon
13	293098	RAZZOLI Giuliano	1984	ITA		Nordica
14	50605	HERBST Reinfried	1978	AUT		Blizzard
15	102435	JANYK Michael	1982	CAN		Rossignol
16	50625	RAICH Benjamin	1978	AUT		Atomic
17	510890	ZURBRIGGEN Silvan	1981	SUI		Rossignol
18	534562	LIGETY Ted	1984	USA		Head
19	50624	PRANGER Manfred	1978	AUT		Voelkl
20	532138	KASPER Nolan	1989	USA		Rossignol
21	102239	COUSINEAU Julien	1981	CAN		Fischer
22	560355	VALENCIC Mitja	1978	SLO		Elan
23	500656	LARSSON Markus	1979	SWE		Fischer

08-12-2011 / Beaver Creek (USA) / Val d'Isère (FRA) / 0490

Page 1/2

Data Processing by LONGINES

www.fisalpine.com


LONGINES Timing



Number of Competitors: 59, Number of NSA: 14

Bib	FIS Code	Name	Year of Birth	NSA	Time	Ski
24	511174	VOGEL Markus	1984	SUI	_____	Fischer
25	301709	YUASA Naoki	1983	JPN	_____	Hart
26	102912	SPENCE Brad	1984	CAN	_____	Rossignol
27	102922	WHITE Trevor	1984	CAN	_____	Voelkl
28	150398	BANK Ondrej	1980	CZE	_____	Elan
29	202462	DOPFER Fritz	1987	GER	_____	Nordica
30	534040	COCHRAN Jimmy	1981	USA	_____	Voelkl
31	421483	JANSRUD Kjetil	1985	NOR	_____	Head
32	532431	MILLER Bode	1977	USA	_____	Head
33	421328	SVINDAL Aksel Lund	1982	NOR	_____	Head
34	511908	SCHMIDIGER Reto	1992	SUI	_____	Rossignol
35	534508	CHODOUNSKY David	1984	USA	_____	Nordica
36	530165	BRANDENBURG Will	1987	USA	_____	Fischer
37	194364	PINTURALT Alexis	1991	FRA	_____	Salomon
38	930105	GRANSTROM Colby	1990	USA	_____	
39	290732	THALER Patrick	1978	ITA	_____	Nordica
40	293797	GROSS Stefano	1986	ITA	_____	Voelkl
41	50547	SCHOENFELDER Rainer	1977	AUT	_____	Voelkl
42	421860	NORDBOTTEN Jonathan	1989	NOR	_____	Head
43	50981	HOERL Wolfgang	1983	AUT	_____	Voelkl
44	102727	STUTZ Paul	1983	CAN	_____	Fischer
45	510997	BERTHOD Marc	1983	SUI	_____	Rossignol
46	150594	TREJBAL Filip	1985	CZE	_____	Dynastar
47	50824	DREIER Christoph	1981	AUT	_____	Voelkl
48	421669	HAUGEN Leif Kristian	1987	NOR	_____	Rossignol
49	150644	KRYZL Krystof	1986	CZE	_____	Elan
50	192504	MERMILLOD BLONDIN Thomas	1984	FRA	_____	Salomon
51	50931	BECHTER Patrick	1982	AUT	_____	Voelkl
52	51395	DIGRUBER Marc	1988	AUT	_____	Salomon
53	501116	LAHDENPERAE Anton	1985	SWE	_____	Nordica
54	301312	SASAKI Akira	1981	JPN	_____	Salomon
55	191750	FANARA Thomas	1981	FRA	_____	Fischer
56	990048	BORSOTTI Giovanni	1990	ITA	_____	Salomon
57	380292	ZRNCIC-DIM Natko	1986	CRO	_____	Atomic
58	30149	SIMARI BIRKNER Cristian Javier	1980	ARG	_____	
59	103729	READ Erik	1991	CAN	_____	





AUDI FIS ALPINE SKI WORLD CUP 2011/12 Beaver Creek (USA)



1st MEN'S SLALOM 1st RUN OFFICIAL RESULTS

THU 8 DEC 2011
Start Time: 09:30

Jury			Technical Data	
TD FIS	B. LASHLEY	CAN	Course Name	BIRDS OF PREY
Referee	G. HUJARA	FIS	Start Altitude	2935 m
Chief of Race	G. JOHNSON	USA	Finish Altitude	2721 m
			Vertical Drop	214 m
			Homologation Number	8591/10/07

Race Information 1st Run			Race Information 2nd Run		
Course Setter	J. THEOLIER	ITA	Course Setter	K. HARRINGTON	CAN
Number of Gates	72		Number of Gates		
Turning Gates	71		Turning Gates		
Start Time	09:30		Start Time	12:30	
Forerunners	A - W. GREGORAK	USA	Forerunners	A - W. GREGORAK	USA
	B - T. BIESEMEYER	USA		B - T. BIESEMEYER	USA
	C - C. CHRISTIANSON	USA		C - C. CHRISTIANSON	USA

Number of Competitors: 59, Number of NSA: 14

Rank	Bib	FIS Code	Name	Year of Birth	NSA	Time	Diff.	Ski
1	7	53831	HIRSCHER Marcel	1989	AUT	54.50		Atomic
2	11	291145	DEVILLE Cristian	1981	ITA	54.64	0.14	Voelkl
2	5	380260	KOSTELIC Ivica	1979	CRO	54.64	0.14	Fischer
4	20	532138	KASPER Nolan	1989	USA	55.02	0.52	Rossignol
5	18	534562	LIGETY Ted	1984	USA	55.15	0.65	Head
6	1	501017	MYHRER Andre	1983	SWE	55.16	0.66	Nordica
7	24	511174	VOGEL Markus	1984	SUI	55.26	0.76	Fischer
8	8	201702	NEUREUTHER Felix	1984	GER	55.32	0.82	Nordica
9	19	50624	PRANGER Manfred	1978	AUT	55.33	0.83	Voelkl
10	4	292491	MOELGG Manfred	1982	ITA	55.39	0.89	Fischer
11	3	50707	MATT Mario	1979	AUT	55.46	0.96	Blizzard
12	22	560355	VALENCIC Mitja	1978	SLO	55.55	1.05	Elan
13	6	501111	HARGINC Mattias	1985	SWE	55.63	1.13	Nordica
14	9	501101	BYGGMARK Jens	1985	SWE	55.77	1.27	Voelkl
15	29	202462	DOPFER Fritz	1987	GER	55.87	1.37	Nordica
15	21	102239	COUSINEAU Julien	1981	CAN	55.87	1.37	Fischer
17	40	293797	GROSS Stefano	1986	ITA	56.01	1.51	Voelkl
18	16	50625	RAICH Benjamin	1978	AUT	56.13	1.63	Atomic
19	39	290732	THALER Patrick	1978	ITA	56.15	1.65	Nordica
20	13	293098	RAZZOLI Giuliano	1984	ITA	56.16	1.66	Nordica
21	23	500656	LARSSON Markus	1979	SWE	56.30	1.80	Fischer
22	43	50981	HOERL Wolfgang	1983	AUT	56.36	1.86	Voelkl
23	26	102912	SPENCE Brad	1984	CAN	56.43	1.93	Rossignol

08-12-2011 / Beaver Creek (USA) / Val d'Isère (FRA) / 0490

Page 1/2

Data Processing by LONGINES

www.fisalpine.com

LONGINES Timing




Number of Competitors: 59, Number of NSA: 14

Rank	Bib	FIS Code	Name	Year of Birth	NSA	Time	Diff.	Ski
24	45	510997	BERTHOD Marc	1983	SUI	56.49	1.99	Rossignol
25	48	421669	HAUGEN Leif Kristian	1987	NOR	56.58	2.08	Rossignol
26	49	150644	KRYZL Krystof	1986	CZE	56.61	2.11	Elan
27	15	102435	JANYK Michael	1982	CAN	56.62	2.12	Rossignol
28	32	532431	MILLER Bode	1977	USA	56.68	2.18	Head
28	12	192506	MISSILLIER Steve	1984	FRA	56.68	2.18	Salomon
30	47	50824	DREIER Christoph	1981	AUT	56.85	2.35	Voelkl
31	50	192504	MERMILLOD BLONDIN T.	1984	FRA	56.92	2.42	Salomon
32	25	301709	YUASA Naoki	1983	JPN	56.96	2.46	Hart
33	51	50931	BECHTER Patrick	1982	AUT	57.00	2.50	Voelkl
33	30	534040	COCHRAN Jimmy	1981	USA	57.00	2.50	Voelkl
35	34	511908	SCHMIDIGER Reto	1992	SUI	57.04	2.54	Rossignol
36	31	421483	JANSRUD Kjetil	1985	NOR	57.14	2.64	Head
37	35	534508	CHODOUNSKY David	1984	USA	57.19	2.69	Nordica
38	38	930105	GRANSTROM Colby	1990	USA	57.28	2.78	
39	44	102727	STUTZ Paul	1983	CAN	57.43	2.93	Fischer
40	55	191750	FANARA Thomas	1981	FRA	57.50	3.00	Fischer
40	33	421328	SVINDAL Aksel Lund	1982	NOR	57.50	3.00	Head
42	53	501116	LAHDENPERAE Anton	1985	SWE	57.56	3.06	Nordica
43	17	510890	ZURBRIGGEN Silvan	1981	SUI	57.57	3.07	Rossignol
44	46	150594	TREJBAL Filip	1985	CZE	57.59	3.09	Dynastar
45	27	102922	WHITE Trevor	1984	CAN	57.75	3.25	Voelkl
46	28	150398	BANK Ondrej	1980	CZE	58.08	3.58	Elan

DID NOT FINISH 1st RUN: 13 competitors

2	192665	GRANGE Jean-Baptiste	1984	FRA	Rossignol
10	501223	BAECK Axel	1987	SWE	Rossignol
14	50605	HERBST Reinfried	1978	AUT	Blizzard
36	530165	BRANDENBURG Will	1987	USA	Fischer
37	194364	PINTURAUPT Alexis	1991	FRA	Salomon
41	50547	SCHOENFELDER Rainer	1977	AUT	Voelkl
42	421860	NORDBOTTEN Jonathan	1989	NOR	Head
52	51395	DIGRUBER Marc	1988	AUT	Salomon
54	301312	SASAKI Akira	1981	JPN	Salomon
56	990048	BORSOTTI Giovanni	1990	ITA	Salomon
57	380292	ZRNCIC-DIM Natko	1986	CRO	Atomic
58	30149	SIMARI BIRKNER C.	1980	ARG	
59	103729	READ Erik	1991	CAN	



AUDI FIS ALPINE SKI WORLD CUP 2011/12 Beaver Creek (USA)



1st MEN'S SLALOM 2nd RUN START LIST

THU 8 DEC 2011
Start Time: 12:30

Race Information 2nd Run

Course Setter K. HARRINGTON CAN
Number of Gates
Turning Gates
Start Time 12:30

Technical Data


Course Name BIRDS OF PREY
Start Altitude 2935 m
Finish Altitude 2721 m
Vertical Drop 214 m
Homologation Number 8591/10/07

Forerunners A - W. GREGORAK (USA) B - T. BIESEMEYER (USA) C - C. CHRISTIANSON (USA)

Number of Competitors: 30, Number of NSA: 12

Start Order	Bib	FIS Code	Name	Year of Birth	NSA	1st Run	Diff.	Rank	2nd Run	Total	Ski
1	47	50824	DREIER Christoph	1981	AUT	56.85	2.35	30			Voelkl
2	12	192506	MISSILLIER Steve	1984	FRA	56.68	2.18	28			Salomon
3	32	532431	MILLER Bode	1977	USA	56.68	2.18	28			Head
4	15	102435	JANYK Michael	1982	CAN	56.62	2.12	27			Rossignol
5	49	150644	KRYZL Krystof	1986	CZE	56.61	2.11	26			Elan
6	48	421669	HAUGEN Leif Kristian	1987	NOR	56.58	2.08	25			Rossignol
7	45	510997	BERTHOD Marc	1983	SUI	56.49	1.99	24			Rossignol
8	26	102912	SPENCE Brad	1984	CAN	56.43	1.93	23			Rossignol
9	43	50981	HOERL Wolfgang	1983	AUT	56.36	1.86	22			Voelkl
10	23	500656	LARSSON Markus	1979	SWE	56.30	1.80	21			Fischer
11	13	293098	RAZZOLI Giuliano	1984	ITA	56.16	1.66	20			Nordica
12	39	290732	THALER Patrick	1978	ITA	56.15	1.65	19			Nordica
13	16	50625	RAICH Benjamin	1978	AUT	56.13	1.63	18			Atomic
14	40	293797	GROSS Stefano	1986	ITA	56.01	1.51	17			Voelkl
15	21	102239	COUSINEAU Julien	1981	CAN	55.87	1.37	15			Fischer
16	29	202462	DOPFER Fritz	1987	GER	55.87	1.37	15			Nordica
17	9	501101	BYGGMARK Jens	1985	SWE	55.77	1.27	14			Voelkl
18	6	501111	HARGIN Mattias	1985	SWE	55.63	1.13	13			Nordica
19	22	560355	VALENCIC Mitja	1978	SLO	55.55	1.05	12			Elan
20	3	50707	MATT Mario	1979	AUT	55.46	0.96	11			Blizzard
21	4	292491	MOELGG Manfred	1982	ITA	55.39	0.89	10			Fischer
22	19	50624	PRANGER Manfred	1978	AUT	55.33	0.83	9			Voelkl
23	8	201702	NEUREUTHER Felix	1984	GER	55.32	0.82	8			Nordica
24	24	511174	VOGEL Markus	1984	SUI	55.26	0.76	7			Fischer
25	1	501017	MYHRER Andre	1983	SWE	55.16	0.66	6			Nordica
26	18	534562	LIGETY Ted	1984	USA	55.15	0.65	5			Head
27	20	532138	KASPER Nolan	1989	USA	55.02	0.52	4			Rossignol
28	5	380260	KOSTELIC Ivica	1979	CRO	54.64	0.14	2			Fischer
29	11	291145	DEVILLE Cristian	1981	ITA	54.64	0.14	2			Voelkl
30	7	53831	HIRSCHER Marcel	1989	AUT	54.50	0.00	1			Atomic





AUDI FIS ALPINE SKI WORLD CUP 2011/12 Beaver Creek (USA)



1st MEN'S SLALOM 2nd RUN OFFICIAL RESULTS

THU 8 DEC 2011
Start Time: 12:30

Jury			Technical Data	
TD FIS	B. LASHLEY	CAN	Course Name	BIRDS OF PREY
Referee	G. HUJARA	FIS	Start Altitude	2935 m
Chief of Race	G. JOHNSON	USA	Finish Altitude	2721 m
			Vertical Drop	214 m
			Homologation Number	8591/10/07

Race Information 1st Run			Race Information 2nd Run		
Course Setter	J. THEOLIER	ITA	Course Setter	K. HARRINGTON	CAN
Number of Gates	72		Number of Gates	71	
Turning Gates	71		Turning Gates	69	
Start Time	09:30		Start Time	12:30	
Forerunners	A - W. GREGORAK	USA	Forerunners	A - W. GREGORAK	USA
	B - T. BIESEMEYER	USA		B - T. BIESEMEYER	USA
	C - C. CHRISTIANSON	USA		C - C. CHRISTIANSON	USA

Number of Competitors: 59, Number of NSA: 14

Rank	Bib	FIS Code	Name	Year of Birth	NSA	1st Run	2nd Run	Total	Diff.	Race Points	Ski
1	5	380260	KOSTELIC Ivica	1979	CRO	54.64	55.56	1:50.20		0.00	Fischer
2	11	291145	DEVILLE Cristian	1981	ITA	54.64	55.70	1:50.34	0.14	0.77	Voelkl
3	7	53831	HIRSCHER Marcel	1989	AUT	54.50	56.18	1:50.68	0.48	2.66	Atomic
4	20	532138	KASPER Nolan	1989	USA	55.02	55.88	1:50.90	0.70	3.87	Rossignol
5	22	560355	VALENCIC Mitja	1978	SLO	55.55	55.50	1:51.05	0.85	4.71	Elan
6	1	501017	MYHRER Andre	1983	SWE	55.16	55.90	1:51.06	0.86	4.76	Nordica
7	39	290732	THALER Patrick	1978	ITA	56.15	54.92	1:51.07	0.87	4.82	Nordica
8	4	292491	MOELGG Manfred	1982	ITA	55.39	55.74	1:51.13	0.93	5.15	Fischer
9	19	50624	PRANGER Manfred	1978	AUT	55.33	55.91	1:51.24	1.04	5.76	Voelkl
10	8	201702	NEUREUTHER Felix	1984	GER	55.32	55.94	1:51.26	1.06	5.87	Nordica
11	40	293797	GROSS Stefano	1986	ITA	56.01	55.48	1:51.49	1.29	7.14	Voelkl
12	43	50981	HOERL Wolfgang	1983	AUT	56.36	55.31	1:51.67	1.47	8.14	Voelkl
13	18	534562	LIGETY Ted	1984	USA	55.15	56.55	1:51.70	1.50	8.30	Head
14	9	501101	BYGGMARK Jens	1985	SWE	55.77	56.01	1:51.78	1.58	8.75	Voelkl
15	26	102912	SPENCE Brad	1984	CAN	56.43	55.36	1:51.79	1.59	8.80	Rossignol
16	24	511174	VOGEL Markus	1984	SUI	55.26	56.62	1:51.88	1.68	9.30	Fischer
17	21	102239	COUSINEAU Julien	1981	CAN	55.87	56.11	1:51.98	1.78	9.85	Fischer
18	3	50707	MATT Mario	1979	AUT	55.46	56.56	1:52.02	1.82	10.07	Blizzard
19	15	102435	JANYK Michael	1982	CAN	56.62	55.47	1:52.09	1.89	10.46	Rossignol
20	29	202462	DOPFER Fritz	1987	GER	55.87	56.25	1:52.12	1.92	10.63	Nordica
21	48	421669	HAUGEN Leif Kristian	1987	NOR	56.58	55.57	1:52.15	1.95	10.79	Rossignol

#804



Number of Competitors: 59, Number of NSA: 14

Rank	Bib	FIS Code	Name	Year of Birth	NSA	1st Run	2nd Run	Total	Diff.	Race Points	Ski
22	6	501111	HARGIN Mattias	1985	SWE	55.63	56.56	1:52.19	1.99	11.02	Nordica
23	47	50824	DREIER Christoph	1981	AUT	56.85	55.40	1:52.25	2.05	11.35	Voelkl
24	23	500656	LARSSON Markus	1979	SWE	56.30	56.05	1:52.35	2.15	11.90	Fischer
25	16	50625	RAICH Benjamin	1978	AUT	56.13	56.55	1:52.68	2.48	13.73	Atomic
26	13	293098	RAZZOLI Giuliano	1984	ITA	56.16	56.70	1:52.86	2.66	14.72	Nordica
27	32	532431	MILLER Bode	1977	USA	56.68	56.25	1:52.93	2.73	15.11	Head
28	12	192506	MISSILLIER Steve	1984	FRA	56.68	56.26	1:52.94	2.74	15.17	Salomon
29	49	150644	KRYZL Krystof	1986	CZE	56.61	56.78	1:53.39	3.19	17.66	Elan
30 >	45	510997	BERTHOD Marc	1983	SUI	56.49	1:12.39	2:08.88	18.68	103.40	Rossignol

DID NOT QUALIFY FOR 2nd RUN: 16 competitors

50	192504	MERMILLOD BLONDIN T.	1984	FRA	56.92						Salomon
25	301709	YUASA Naoki	1983	JPN	56.96						Hart
51	50931	BECHTER Patrick	1982	AUT	57.00						Voelkl
30	534040	COCHRAN Jimmy	1981	USA	57.00						Voelkl
34	511908	SCHMIDIGER Reto	1992	SUI	57.04						Rossignol
31	421483	JANSRUD Kjetil	1985	NOR	57.14						Head
35	534508	CHODOUNSKY David	1984	USA	57.19						Nordica
38	930105	GRANSTROM Colby	1990	USA	57.28						
44	102727	STUTZ Paul	1983	CAN	57.43						Fischer
55	191750	FANARA Thomas	1981	FRA	57.50						Fischer
33	421328	SVINDAL Aksel Lund	1982	NOR	57.50						Head
53	501116	LAHDENPERAE Anton	1985	SWE	57.56						Nordica
17	510890	ZURBRIGGEN Silvan	1981	SUI	57.57						Rossignol
46	150594	TREJBAL Filip	1985	CZE	57.59						Dynastar
27	102922	WHITE Trevor	1984	CAN	57.75						Voelkl
28	150398	BANK Ondrej	1980	CZE	58.08						Elan

DID NOT FINISH 1st RUN: 13 competitors


2	192665	GRANGE Jean-Baptiste	1984	FRA							Rossignol
10	501223	BAECK Axel	1987	SWE							Rossignol
14	50605	HERBST Reinfried	1978	AUT							Blizzard
36	530165	BRANDENBURG Will	1987	USA							Fischer
37	194364	PINTURAUPT Alexis	1991	FRA							Salomon
41	50547	SCHOENFELDER Rainer	1977	AUT							Voelkl
42	421860	NORDBOTTEN Jonathan	1989	NOR							Head
52	51395	DIGRUBER Marc	1988	AUT							Salomon
54	301312	SASAKI Akira	1981	JPN							Salomon
56	990048	BORSOTTI Giovanni	1990	ITA							Salomon
57	380292	ZRNIC-DIM Natko	1986	CRO							Atomic
58	30149	SIMARI BIRKNER C.	1980	ARG							
59	103729	READ Erik	1991	CAN							

Technical Delegate:
B. LASHLEY (CAN) #804

LEGEND

> Competitor's overall time is more than 8% greater than winning time (see FIS rule §10.2)





AUDI FIS ALPINE SKI WORLD CUP 2011/12
Beaver Creek (USA)



1st MEN'S SLALOM
PENALTY CALCULATION

THU 8 DEC 2011

Best 10 at Finish

Rank	Bib	FIS Code	Name	NSA	FIS Points	Best 5	Race Points
1	5	380260	KOSTELIC Ivica	CRO	0.40	0.40	0.00
2	11	291145	DEVILLE Cristian	ITA	3.25	3.25	0.77
3	7	53831	HIRSCHER Marcel	AUT	2.70	2.70	2.66
4	20	532138	KASPER Nolan	USA	4.53		
5	22	560355	VALENCIC Mitja	SLO	4.99		
6	1	501017	MYHRER Andre	SWE	1.16	1.16	4.76
7	39	290732	THALER Patrick	ITA	7.65		
8	4	292491	MOELGG Manfred	ITA	2.30	2.30	5.15
9	19	50624	PRANGER Manfred	AUT	4.41		
10	8	201702	NEUREUTHER Felix	GER	3.55		

Best 5 FIS Points at Start

Rank	Bib	FIS Code	Name	NSA	FIS Points
DNF	2	192665	GRANGE Jean-Baptiste	FRA	0.00
1	5	380260	KOSTELIC Ivica	CRO	0.40
18	3	50707	MATT Mario	AUT	1.06
6	1	501017	MYHRER Andre	SWE	1.16
8	4	292491	MOELGG Manfred	ITA	2.30

TOTALS:	
FIS Points of Best 5 at Start (B)	<u>4.92</u>
FIS Points of Best at Finish in Top 10 (A)	<u>9.81</u>
Race Points of Corresponding Competitors (C)	<u>13.34</u>
Calculated Penalty (A+B-C) : 10 =>	0.139
Rounded	0.14
Category Adder	0.00
Correction Value (Z)	0.00
Calculated Penalty	0.14
Penalty Applied	0.00

Technical Delegate:
B. LASHLEY (CAN) #804





AUDI FIS ALPINE SKI WORLD CUP 2011/12
Beaver Creek (USA)



1st MEN'S SLALOM 2nd RUN
PERFORMANCE ANALYSIS 1

THU 8 DEC 2011

Number of Competitors: 30

Rank	Bib	Name Ski	NSA	Positions			Partials			Difference	
				Pos.	Time	Rank	Pos.	Time	Rank	Time	
1	5	KOSTELIC Ivica Fischer	CRO	Run1:	Int1:	13.95	(1)	I1-I2:	15.34	(9)	0.00
					Int2:	29.29	(2)	I2-Fin:	25.35	(2)	0.22
					Fin:	54.64	(2)				0.14
				Run2:	Int1:	13.77	(1)	I1-I2:	16.54	(16)	0.00
					Int2:	30.31	(11)	I2-Fin:	25.25	(10)	0.38
					Fin:	55.56	(8)				0.64
Total:	Int1:	1:08.41	(1)				0.00				
	Int2:	1:24.95	(2)				0.26				
	Fin:	1:50.20	(1)				0.00				
2	11	DEVILLE Cristian Voelkl	ITA	Run1:	Int1:	14.02	(2)	I1-I2:	15.05	(1)	0.07
					Int2:	29.07	(1)	I2-Fin:	25.57	(6)	0.00
					Fin:	54.64	(2)				0.14
				Run2:	Int1:	13.80	(4)	I1-I2:	16.25	(2)	0.03
					Int2:	30.05	(2)	I2-Fin:	25.65	(23)	0.12
					Fin:	55.70	(10)				0.78
Total:	Int1:	1:08.44	(3)				0.03				
	Int2:	1:24.69	(1)				0.00				
	Fin:	1:50.34	(2)				0.14				
3	7	HIRSCHER Marcel Atomic	AUT	Run1:	Int1:	14.21	(7)	I1-I2:	15.22	(6)	0.26
					Int2:	29.43	(4)	I2-Fin:	25.07	(1)	0.36
					Fin:	54.50	(1)				0.00
				Run2:	Int1:	13.92	(9)	I1-I2:	16.75	(27)	0.15
					Int2:	30.67	(21)	I2-Fin:	25.51	(18)	0.74
					Fin:	56.18	(19)				1.26
Total:	Int1:	1:08.42	(2)				0.01				
	Int2:	1:25.17	(3)				0.48				
	Fin:	1:50.68	(3)				0.48				
4	20	KASPER Nolan Rossignol	USA	Run1:	Int1:	14.45	(17)	I1-I2:	15.14	(3)	0.50
					Int2:	29.59	(9)	I2-Fin:	25.43	(4)	0.52
					Fin:	55.02	(4)				0.52
				Run2:	Int1:	14.02	(19)	I1-I2:	16.62	(20)	0.25
					Int2:	30.64	(19)	I2-Fin:	25.24	(8)	0.71
					Fin:	55.88	(12)				0.96
Total:	Int1:	1:09.04	(4)				0.63				
	Int2:	1:25.66	(4)				0.97				
	Fin:	1:50.90	(4)				0.70				



Number of Competitors: 30

Rank	Bib	Name Ski	NSA	Positions			Partials			Difference		
				Pos.	Time	Rank	Pos.	Time	Rank	Time		
5	22	VALENCIC Mitja Elan	SLO	Run1:	Int1:	14.09	(4)	I1-I2:	15.37	(11)	0.14	
					Int2:	29.46	(5)		I2-Fin:	26.09	(21)	0.39
					Fin:	55.55	(12)					1.05
				Run2:	Int1:	13.90	(8)	I1-I2:	16.36	(7)	0.13	
					Int2:	30.26	(6)		I2-Fin:	25.24	(8)	0.33
					Fin:	55.50	(7)					0.58
Total:	Int1:	1:09.45	(10)				1.04					
	Int2:	1:25.81	(7)				1.12					
	Fin:	1:51.05	(5)				0.85					
6	1	MYHRER Andre Nordica	SWE	Run1:	Int1:	14.49	(18)	I1-I2:	15.18	(5)	0.54	
					Int2:	29.67	(11)		I2-Fin:	25.49	(5)	0.60
					Fin:	55.16	(6)					0.66
				Run2:	Int1:	13.93	(11)	I1-I2:	16.65	(22)	0.16	
					Int2:	30.58	(16)		I2-Fin:	25.32	(13)	0.65
					Fin:	55.90	(13)					0.98
Total:	Int1:	1:09.09	(5)				0.68					
	Int2:	1:25.74	(6)				1.05					
	Fin:	1:51.06	(6)				0.86					
7	39	THALER Patrick Nordica	ITA	Run1:	Int1:	14.58	(27)	I1-I2:	15.57	(16)	0.63	
					Int2:	30.15	(19)		I2-Fin:	26.00	(14)	1.08
					Fin:	56.15	(19)					1.65
				Run2:	Int1:	13.96	(15)	I1-I2:	15.97	(1)	0.19	
					Int2:	29.93	(1)		I2-Fin:	24.99	(1)	0.00
					Fin:	54.92	(1)					0.00
Total:	Int1:	1:10.11	(18)				1.70					
	Int2:	1:26.08	(12)				1.39					
	Fin:	1:51.07	(7)				0.87					
8	4	MOELGG Manfred Fischer	ITA	Run1:	Int1:	14.25	(9)	I1-I2:	15.28	(8)	0.30	
					Int2:	29.53	(6)		I2-Fin:	25.86	(11)	0.46
					Fin:	55.39	(10)					0.89
				Run2:	Int1:	13.79	(3)	I1-I2:	16.53	(15)	0.02	
					Int2:	30.32	(12)		I2-Fin:	25.42	(16)	0.39
					Fin:	55.74	(11)					0.82
Total:	Int1:	1:09.18	(7)				0.77					
	Int2:	1:25.71	(5)				1.02					
	Fin:	1:51.13	(8)				0.93					
9	19	PRANGER Manfred Voelkl	AUT	Run1:	Int1:	14.18	(6)	I1-I2:	15.12	(2)	0.23	
					Int2:	29.30	(3)		I2-Fin:	26.03	(15)	0.23
					Fin:	55.33	(9)					0.83
				Run2:	Int1:	13.97	(17)	I1-I2:	16.64	(21)	0.20	
					Int2:	30.61	(18)		I2-Fin:	25.30	(12)	0.68
					Fin:	55.91	(14)					0.99
Total:	Int1:	1:09.30	(8)				0.89					
	Int2:	1:25.94	(10)				1.25					
	Fin:	1:51.24	(9)				1.04					
10	8	NEUREUTHER Felix Nordica	GER	Run1:	Int1:	14.27	(10)	I1-I2:	15.26	(7)	0.32	
					Int2:	29.53	(6)		I2-Fin:	25.79	(9)	0.46
					Fin:	55.32	(8)					0.82
				Run2:	Int1:	14.04	(20)	I1-I2:	16.56	(17)	0.27	
					Int2:	30.60	(17)		I2-Fin:	25.34	(14)	0.67
					Fin:	55.94	(15)					1.02
Total:	Int1:	1:09.36	(9)				0.95					
	Int2:	1:25.92	(9)				1.23					
	Fin:	1:51.26	(10)				1.06					

Number of Competitors: 30

Rank	Bib	Name Ski	NSA	Positions			Partials			Difference	
				Pos.	Time	Rank	Pos.	Time	Rank	Time	
11	40	GROSS Stefano Voelkl	ITA	Run1:	Int1:	14.32	(15)	I1-I2:		0.37	
					Int2:			I2-Fin:		1.51	
					Fin:	56.01	(17)				
				Run2:	Int1:	13.95	(12)	I1-I2:	16.26	(3)	0.18
					Int2:	30.21	(3)	I2-Fin:	25.27	(11)	0.28
					Fin:	55.48	(6)			0.56	
	Total:	Int1:	1:09.96	(17)			1.55				
		Int2:	1:26.22	(14)			1.53				
		Fin:	1:51.49	(11)			1.29				
12	43	HOERL Wolfgang Voelkl	AUT	Run1:	Int1:	14.56	(25)	I1-I2:	15.76	(22)	0.61
					Int2:	30.32	(24)	I2-Fin:	26.04	(16)	1.25
					Fin:	56.36	(22)			1.86	
				Run2:	Int1:	13.95	(12)	I1-I2:	16.31	(6)	0.18
					Int2:	30.26	(6)	I2-Fin:	25.05	(2)	0.33
					Fin:	55.31	(2)			0.39	
	Total:	Int1:	1:10.31	(21)			1.90				
		Int2:	1:26.62	(18)			1.93				
		Fin:	1:51.67	(12)			1.47				
13	18	LIGETY Ted Head	USA	Run1:	Int1:	14.05	(3)	I1-I2:	15.68	(21)	0.10
					Int2:	29.73	(14)	I2-Fin:	25.42	(3)	0.66
					Fin:	55.15	(5)			0.65	
				Run2:	Int1:	14.01	(18)	I1-I2:	16.65	(22)	0.24
					Int2:	30.66	(20)	I2-Fin:	25.89	(27)	0.73
					Fin:	56.55	(23)			1.63	
	Total:	Int1:	1:09.16	(6)			0.75				
		Int2:	1:25.81	(7)			1.12				
		Fin:	1:51.70	(13)			1.50				
14	9	BYGGMARK Jens Voelkl	SWE	Run1:	Int1:	14.51	(20)	I1-I2:	15.17	(4)	0.56
					Int2:	29.68	(12)	I2-Fin:	26.09	(21)	0.61
					Fin:	55.77	(14)			1.27	
				Run2:	Int1:	13.85	(5)	I1-I2:	16.45	(10)	0.08
					Int2:	30.30	(10)	I2-Fin:	25.71	(25)	0.37
					Fin:	56.01	(16)			1.09	
	Total:	Int1:	1:09.62	(12)			1.21				
		Int2:	1:26.07	(11)			1.38				
		Fin:	1:51.78	(14)			1.58				
15	26	SPENCE Brad Rossignol	CAN	Run1:	Int1:	14.62	(28)	I1-I2:	15.64	(19)	0.67
					Int2:	30.26	(22)	I2-Fin:	26.17	(24)	1.19
					Fin:	56.43	(23)			1.93	
				Run2:	Int1:	13.92	(9)	I1-I2:	16.30	(5)	0.15
					Int2:	30.22	(4)	I2-Fin:	25.14	(5)	0.29
					Fin:	55.36	(3)			0.44	
	Total:	Int1:	1:10.35	(22)			1.94				
		Int2:	1:26.65	(19)			1.96				
		Fin:	1:51.79	(15)			1.59				
16	24	VOGEL Markus Fischer	SUI	Run1:	Int1:	14.29	(12)	I1-I2:	15.36	(10)	0.34
					Int2:	29.65	(10)	I2-Fin:	25.61	(7)	0.58
					Fin:	55.26	(7)			0.76	
				Run2:	Int1:	14.28	(27)	I1-I2:	16.66	(25)	0.51
					Int2:	30.94	(27)	I2-Fin:	25.68	(24)	1.01
					Fin:	56.62	(27)			1.70	
	Total:	Int1:	1:09.54	(11)			1.13				
		Int2:	1:26.20	(13)			1.51				
		Fin:	1:51.88	(16)			1.68				

Number of Competitors: 30

Rank	Bib	Name Ski	NSA	Positions			Partials			Difference		
				Pos.	Time	Rank	Pos.	Time	Rank	Time		
17	21	COUSINEAU Julien Fischer	CAN	Run1:	Int1:	14.42	(16)	I1-I2:	15.62	(17)	0.47	
					Int2:	30.04	(17)		I2-Fin:	25.83	(10)	0.97
					Fin:	55.87	(15)					1.37
				Run2:	Int1:	14.06	(22)	I1-I2:	16.49	(11)	0.29	
					Int2:	30.55	(15)		I2-Fin:	25.56	(20)	0.62
					Fin:	56.11	(18)					1.19
Total:	Int1:	1:09.93	(15)				1.52					
	Int2:	1:26.42	(15)				1.73					
	Fin:	1:51.98	(17)				1.78					
18	3	MATT Mario Blizzard	AUT	Run1:	Int1:	14.24	(8)	I1-I2:	15.44	(13)	0.29	
					Int2:	29.68	(12)		I2-Fin:	25.78	(8)	0.61
					Fin:	55.46	(11)					0.96
				Run2:	Int1:	14.18	(25)	I1-I2:	16.85	(29)	0.41	
					Int2:	31.03	(28)		I2-Fin:	25.53	(19)	1.10
					Fin:	56.56	(25)					1.64
Total:	Int1:	1:09.64	(13)				1.23					
	Int2:	1:26.49	(16)				1.80					
	Fin:	1:52.02	(18)				1.82					
19	15	JANYK Michael Rossignol	CAN	Run1:	Int1:	14.80	(30)	I1-I2:	15.76	(22)	0.85	
					Int2:	30.56	(27)		I2-Fin:	26.06	(19)	1.49
					Fin:	56.62	(27)					2.12
				Run2:	Int1:	13.96	(15)	I1-I2:	16.29	(4)	0.19	
					Int2:	30.25	(5)		I2-Fin:	25.22	(7)	0.32
					Fin:	55.47	(5)					0.55
Total:	Int1:	1:10.58	(25)				2.17					
	Int2:	1:26.87	(23)				2.18					
	Fin:	1:52.09	(19)				1.89					
20	29	DOPFER Fritz Nordica	GER	Run1:	Int1:	14.50	(19)	I1-I2:	15.49	(14)	0.55	
					Int2:	29.99	(16)		I2-Fin:	25.88	(12)	0.92
					Fin:	55.87	(15)					1.37
				Run2:	Int1:	14.06	(22)	I1-I2:	16.73	(26)	0.29	
					Int2:	30.79	(24)		I2-Fin:	25.46	(17)	0.86
					Fin:	56.25	(20)					1.33
Total:	Int1:	1:09.93	(15)				1.52					
	Int2:	1:26.66	(20)				1.97					
	Fin:	1:52.12	(20)				1.92					
21	48	HAUGEN Leif Kristian Rossignol	NOR	Run1:	Int1:	14.55	(23)	I1-I2:	15.98	(27)	0.60	
					Int2:	30.53	(26)		I2-Fin:	26.05	(18)	1.46
					Fin:	56.58	(25)					2.08
				Run2:	Int1:	13.95	(12)	I1-I2:	16.50	(12)	0.18	
					Int2:	30.45	(14)		I2-Fin:	25.12	(3)	0.52
					Fin:	55.57	(9)					0.65
Total:	Int1:	1:10.53	(24)				2.12					
	Int2:	1:27.03	(25)				2.34					
	Fin:	1:52.15	(21)				1.95					
22	6	HARGIN Mattias Nordica	SWE	Run1:	Int1:	14.15	(5)	I1-I2:	15.41	(12)	0.20	
					Int2:	29.56	(8)		I2-Fin:	26.07	(20)	0.49
					Fin:	55.63	(13)					1.13
				Run2:	Int1:	14.17	(24)	I1-I2:	16.76	(28)	0.40	
					Int2:	30.93	(26)		I2-Fin:	25.63	(22)	1.00
					Fin:	56.56	(25)					1.64
Total:	Int1:	1:09.80	(14)				1.39					
	Int2:	1:26.56	(17)				1.87					
	Fin:	1:52.19	(22)				1.99					



Number of Competitors: 30

Rank	Bib	Name Ski	NSA	Positions			Partials			Difference		
				Pos.	Time	Rank	Pos.	Time	Rank	Time		
23	47	DREIER Christoph Voelkl	AUT	Run1:	Int1:	14.57	(26)	I1-I2:	16.00	(28)	0.62	
					Int2:	30.57	(28)		I2-Fin:	26.28	(27)	1.50
					Fin:	56.85	(30)				2.35	
				Run2:	Int1:	13.89	(7)	I1-I2:	16.38	(9)	0.12	
					Int2:	30.27	(8)		I2-Fin:	25.13	(4)	0.34
					Fin:	55.40	(4)				0.48	
				Total:	Int1:	1:10.74	(26)				2.33	
Int2:	1:27.12	(26)					2.43					
Fin:	1:52.25	(23)					2.05					
24	23	LARSSON Markus Fischer	SWE	Run1:	Int1:	14.53	(21)	I1-I2:	15.62	(17)	0.58	
					Int2:	30.15	(19)		I2-Fin:	26.15	(23)	1.08
					Fin:	56.30	(21)				1.80	
				Run2:	Int1:	13.88	(6)	I1-I2:	16.56	(17)	0.11	
					Int2:	30.44	(13)		I2-Fin:	25.61	(21)	0.51
					Fin:	56.05	(17)				1.13	
				Total:	Int1:	1:10.18	(20)				1.77	
Int2:	1:26.74	(21)					2.05					
Fin:	1:52.35	(24)					2.15					
25	16	RAICH Benjamin Atomic	AUT	Run1:	Int1:	14.27	(10)	I1-I2:	15.54	(15)	0.32	
					Int2:	29.81	(15)		I2-Fin:	26.32	(28)	0.74
					Fin:	56.13	(18)				1.63	
				Run2:	Int1:	14.04	(20)	I1-I2:	16.65	(22)	0.27	
					Int2:	30.69	(22)		I2-Fin:	25.86	(26)	0.76
					Fin:	56.55	(23)				1.63	
				Total:	Int1:	1:10.17	(19)				1.76	
Int2:	1:26.82	(22)					2.13					
Fin:	1:52.68	(25)					2.48					
26	13	RAZZOLI Giuliano Nordica	ITA	Run1:	Int1:	14.30	(13)	I1-I2:	15.91	(26)	0.35	
					Int2:	30.21	(21)		I2-Fin:	25.95	(13)	1.14
					Fin:	56.16	(20)				1.66	
				Run2:	Int1:	14.61	(29)	I1-I2:	16.91	(30)	0.84	
					Int2:	31.52	(30)		I2-Fin:	25.18	(6)	1.59
					Fin:	56.70	(28)				1.78	
				Total:	Int1:	1:10.77	(27)				2.36	
Int2:	1:27.68	(30)					2.99					
Fin:	1:52.86	(26)					2.66					
27	32	MILLER Bode Head	USA	Run1:	Int1:	14.31	(14)	I1-I2:	15.79	(24)	0.36	
					Int2:	30.10	(18)		I2-Fin:	26.58	(29)	1.03
					Fin:	56.68	(28)				2.18	
				Run2:	Int1:	14.38	(28)	I1-I2:	16.52	(14)	0.61	
					Int2:	30.90	(25)		I2-Fin:	25.35	(15)	0.97
					Fin:	56.25	(20)				1.33	
				Total:	Int1:	1:11.06	(29)				2.65	
Int2:	1:27.58	(29)					2.89					
Fin:	1:52.93	(27)					2.73					
28	12	MISSILLIER Steve Salomon	FRA	Run1:	Int1:	14.55	(23)	I1-I2:	16.09	(29)	0.60	
					Int2:	30.64	(29)		I2-Fin:	26.04	(16)	1.57
					Fin:	56.68	(28)				2.18	
				Run2:	Int1:	13.77	(1)	I1-I2:	16.50	(12)	0.00	
					Int2:	30.27	(8)		I2-Fin:	25.99	(28)	0.34
					Fin:	56.26	(22)				1.34	
				Total:	Int1:	1:10.45	(23)				2.04	
Int2:	1:26.95	(24)					2.26					
Fin:	1:52.94	(28)					2.74					




Number of Competitors: 30

Rank	Bib	Name Ski	NSA	Positions			Partials			Difference	
				Pos.	Time	Rank	Pos.	Time	Rank	Time	
29	49	KRYZL Krystof Elan	CZE	Run1:	Int1:	14.53 (21)	I1-I2:	15.82 (25)		0.58	
					Int2:	30.35 (25)		I2-Fin:		26.26 (26)	1.28
					Fin:	56.61 (26)					2.11
				Run2:	Int1:	14.18 (25)	I1-I2:	16.60 (19)		0.41	
					Int2:	30.78 (23)		I2-Fin:		26.00 (29)	0.85
					Fin:	56.78 (29)					1.86
				Total:	Int1:	1:10.79 (28)				2.38	
					Int2:	1:27.39 (27)				2.70	
					Fin:	1:53.39 (29)				3.19	
30	45	BERTHOD Marc Rossignol	SUI	Run1:	Int1:	14.64 (29)	I1-I2:	15.67 (20)		0.69	
					Int2:	30.31 (23)		I2-Fin:		26.18 (25)	1.24
					Fin:	56.49 (24)					1.99
				Run2:	Int1:	14.68 (30)	I1-I2:	16.37 (8)		0.91	
					Int2:	31.05 (29)		I2-Fin:		41.34 (30)	1.12
					Fin:	1:12.39 (30)					17.47
				Total:	Int1:	1:11.17 (30)				2.76	
					Int2:	1:27.54 (28)				2.85	
					Fin:	2:08.88 (30)				18.68	

LEGEND

Pos Intermediate or Speed Position **Int1:** Intermediate 1 **Run2** Second Run **Run1** First Run **Fin:** Finish
Total First + Second Run **Int2:** Intermediate 2





AUDI FIS ALPINE SKI WORLD CUP 2011/12
Beaver Creek (USA)



1st MEN'S SLALOM 2nd RUN
PERFORMANCE ANALYSIS 2

THU 8 DEC 2011

Number of Competitors: 59

Bib	Name Ski	NSA	Positions			Partials			Difference		
			Pos.	Time	Rank	Pos.	Time	Rank	Time		
1	MYHRER Andre Nordica	SWE	Run1:	Int1:	14.49	(21)	I1-I2:	15.18	(5)	0.54	
				Int2:	29.67	(12)		I2-Fin:	25.49	(5)	0.60
				Fin:	55.16	(6)					0.66
			Run2:	Int1:	13.93	(11)	I1-I2:	16.65	(22)	0.16	
				Int2:	30.58	(16)		I2-Fin:	25.32	(13)	0.65
				Fin:	55.90	(13)					0.98
			Total:	Int1:	1:09.09	(5)				0.68	
				Int2:	1:25.74	(6)				1.05	
				Fin:	1:51.06	(6)				0.86	
2	GRANGE Jean-Baptiste Rossignol	FRA	Run1:	Int1:			I1-I2:				
				Int2:				I2-Fin:			
				Fin:	DNF						
			Run2:	Int1:			I1-I2:				
				Int2:				I2-Fin:			
				Fin:	DNF						
			Total:	Int1:							
				Int2:							
				Fin:	DNF						
3	MATT Mario Blizzard	AUT	Run1:	Int1:	14.24	(9)	I1-I2:	15.44	(14)	0.29	
				Int2:	29.68	(13)		I2-Fin:	25.78	(8)	0.61
				Fin:	55.46	(11)					0.96
			Run2:	Int1:	14.18	(25)	I1-I2:	16.85	(29)	0.41	
				Int2:	31.03	(28)		I2-Fin:	25.53	(19)	1.10
				Fin:	56.56	(25)					1.64
			Total:	Int1:	1:09.64	(13)				1.23	
				Int2:	1:26.49	(16)				1.80	
				Fin:	1:52.02	(18)				1.82	
4	MOELGG Manfred Fischer	ITA	Run1:	Int1:	14.25	(10)	I1-I2:	15.28	(8)	0.30	
				Int2:	29.53	(7)		I2-Fin:	25.86	(11)	0.46
				Fin:	55.39	(10)					0.89
			Run2:	Int1:	13.79	(3)	I1-I2:	16.53	(15)	0.02	
				Int2:	30.32	(12)		I2-Fin:	25.42	(16)	0.39
				Fin:	55.74	(11)					0.82
			Total:	Int1:	1:09.18	(7)				0.77	
				Int2:	1:25.71	(5)				1.02	
				Fin:	1:51.13	(8)				0.93	



Number of Competitors: 59

Bib	Name Ski	NSA	Positions			Partials			Difference		
			Pos.	Time	Rank	Pos.	Time	Rank	Time		
5	KOSTELIC Ivica Fischer	CRO	Run1:	Int1:	13.95	(1)	I1-I2:	15.34	(10)	0.00	
				Int2:	29.29	(2)		I2-Fin:	25.35	(2)	0.22
				Fin:	54.64	(2)					0.14
			Run2:	Int1:	13.77	(1)	I1-I2:	16.54	(16)	0.00	
				Int2:	30.31	(11)		I2-Fin:	25.25	(10)	0.38
				Fin:	55.56	(8)					0.64
			Total:	Int1:	1:08.41	(1)				0.00	
				Int2:	1:24.95	(2)				0.26	
				Fin:	1:50.20	(1)				0.00	
6	HARGIN Mattias Nordica	SWE	Run1:	Int1:	14.15	(6)	I1-I2:	15.41	(13)	0.20	
				Int2:	29.56	(9)		I2-Fin:	26.07	(20)	0.49
				Fin:	55.63	(13)					1.13
			Run2:	Int1:	14.17	(24)	I1-I2:	16.76	(28)	0.40	
				Int2:	30.93	(26)		I2-Fin:	25.63	(22)	1.00
				Fin:	56.56	(25)					1.64
			Total:	Int1:	1:09.80	(14)				1.39	
				Int2:	1:26.56	(17)				1.87	
				Fin:	1:52.19	(22)				1.99	
7	HIRSCHER Marcel Atomic	AUT	Run1:	Int1:	14.21	(8)	I1-I2:	15.22	(6)	0.26	
				Int2:	29.43	(5)		I2-Fin:	25.07	(1)	0.36
				Fin:	54.50	(1)					0.00
			Run2:	Int1:	13.92	(9)	I1-I2:	16.75	(27)	0.15	
				Int2:	30.67	(21)		I2-Fin:	25.51	(18)	0.74
				Fin:	56.18	(19)					1.26
			Total:	Int1:	1:08.42	(2)				0.01	
				Int2:	1:25.17	(3)				0.48	
				Fin:	1:50.68	(3)				0.48	
8	NEUREUTHER Felix Nordica	GER	Run1:	Int1:	14.27	(11)	I1-I2:	15.26	(7)	0.32	
				Int2:	29.53	(7)		I2-Fin:	25.79	(9)	0.46
				Fin:	55.32	(8)					0.82
			Run2:	Int1:	14.04	(20)	I1-I2:	16.56	(17)	0.27	
				Int2:	30.60	(17)		I2-Fin:	25.34	(14)	0.67
				Fin:	55.94	(15)					1.02
			Total:	Int1:	1:09.36	(9)				0.95	
				Int2:	1:25.92	(9)				1.23	
				Fin:	1:51.26	(10)				1.06	
9	BYGGMARK Jens Voelkl	SWE	Run1:	Int1:	14.51	(24)	I1-I2:	15.17	(4)	0.56	
				Int2:	29.68	(13)		I2-Fin:	26.09	(21)	0.61
				Fin:	55.77	(14)					1.27
			Run2:	Int1:	13.85	(5)	I1-I2:	16.45	(10)	0.08	
				Int2:	30.30	(10)		I2-Fin:	25.71	(25)	0.37
				Fin:	56.01	(16)					1.09
			Total:	Int1:	1:09.62	(12)				1.21	
				Int2:	1:26.07	(11)				1.38	
				Fin:	1:51.78	(14)				1.58	
10	BAECK Axel Rossignol	SWE	Run1:	Int1:	22.02	(55)	I1-I2:			8.07	
				Int2:				I2-Fin:			
				Fin:	DNF						
			Run2:	Int1:			I1-I2:				
				Int2:				I2-Fin:			
				Fin:	DNF						
			Total:	Int1:							
				Int2:							
				Fin:	DNF						

Number of Competitors: 59

Bib	Name Ski	NSA	Positions			Partials			Difference		
			Pos.	Time	Rank	Pos.	Time	Rank	Time		
11	DEVILLE Cristian Voelkl	ITA	Run1:	Int1:	14.02	(2)	I1-I2:	15.05	(1)	0.07	
				Int2:	29.07	(1)		I2-Fin:	25.57	(6)	0.00
				Fin:	54.64	(2)					0.14
			Run2:	Int1:	13.80	(4)	I1-I2:	16.25	(2)	0.03	
				Int2:	30.05	(2)		I2-Fin:	25.65	(23)	0.12
				Fin:	55.70	(10)					0.78
			Total:	Int1:	1:08.44	(3)				0.03	
				Int2:	1:24.69	(1)				0.00	
				Fin:	1:50.34	(2)				0.14	
12	MISSILLIER Steve Salomon	FRA	Run1:	Int1:	14.55	(29)	I1-I2:	16.09	(44)	0.60	
				Int2:	30.64	(37)		I2-Fin:	26.04	(16)	1.57
				Fin:	56.68	(28)					2.18
			Run2:	Int1:	13.77	(1)	I1-I2:	16.50	(12)	0.00	
				Int2:	30.27	(8)		I2-Fin:	25.99	(28)	0.34
				Fin:	56.26	(22)					1.34
			Total:	Int1:	1:10.45	(23)				2.04	
				Int2:	1:26.95	(24)				2.26	
				Fin:	1:52.94	(28)				2.74	
13	RAZZOLI Giuliano Nordica	ITA	Run1:	Int1:	14.30	(14)	I1-I2:	15.91	(35)	0.35	
				Int2:	30.21	(22)		I2-Fin:	25.95	(13)	1.14
				Fin:	56.16	(20)					1.66
			Run2:	Int1:	14.61	(29)	I1-I2:	16.91	(30)	0.84	
				Int2:	31.52	(30)		I2-Fin:	25.18	(6)	1.59
				Fin:	56.70	(28)					1.78
			Total:	Int1:	1:10.77	(27)				2.36	
				Int2:	1:27.68	(30)				2.99	
				Fin:	1:52.86	(26)				2.66	
14	HERBST Reinfried Blizzard	AUT	Run1:	Int1:	14.32	(16)	I1-I2:			0.37	
				Int2:				I2-Fin:			
				Fin:	DNF						
			Run2:	Int1:			I1-I2:				
				Int2:				I2-Fin:			
				Fin:	DNF						
			Total:	Int1:							
				Int2:							
				Fin:	DNF						
15	JANYK Michael Rossignol	CAN	Run1:	Int1:	14.80	(46)	I1-I2:	15.76	(25)	0.85	
				Int2:	30.56	(34)		I2-Fin:	26.06	(19)	1.49
				Fin:	56.62	(27)					2.12
			Run2:	Int1:	13.96	(15)	I1-I2:	16.29	(4)	0.19	
				Int2:	30.25	(5)		I2-Fin:	25.22	(7)	0.32
				Fin:	55.47	(5)					0.55
			Total:	Int1:	1:10.58	(25)				2.17	
				Int2:	1:26.87	(23)				2.18	
				Fin:	1:52.09	(19)				1.89	
16	RAICH Benjamin Atomic	AUT	Run1:	Int1:	14.27	(11)	I1-I2:	15.54	(16)	0.32	
				Int2:	29.81	(16)		I2-Fin:	26.32	(29)	0.74
				Fin:	56.13	(18)					1.63
			Run2:	Int1:	14.04	(20)	I1-I2:	16.65	(22)	0.27	
				Int2:	30.69	(22)		I2-Fin:	25.86	(26)	0.76
				Fin:	56.55	(23)					1.63
			Total:	Int1:	1:10.17	(19)				1.76	
				Int2:	1:26.82	(22)				2.13	
				Fin:	1:52.68	(25)				2.48	



Number of Competitors: 59

Bib	Name Ski	NSA	Positions			Partials			Difference	
			Pos.	Time	Rank	Pos.	Time	Rank	Time	
17	ZURBRIGGEN Silvan Rossignol	SUI	Run1:	Int1:	14.49	(21)	I1-I2:	16.58	(47)	0.54
				Int2:	31.07	(45)	I2-Fin:	26.50	(35)	2.00
				Fin:	57.57	(43)				3.07
			Run2:	Int1:			I1-I2:			
				Int2:			I2-Fin:			
				Fin:	DNQ					
	Total:	Int1:								
		Int2:								
		Fin:	DNQ							
18	LIGETY Ted Head	USA	Run1:	Int1:	14.05	(3)	I1-I2:	15.68	(22)	0.10
				Int2:	29.73	(15)	I2-Fin:	25.42	(3)	0.66
				Fin:	55.15	(5)				0.65
			Run2:	Int1:	14.01	(18)	I1-I2:	16.65	(22)	0.24
				Int2:	30.66	(20)	I2-Fin:	25.89	(27)	0.73
				Fin:	56.55	(23)				1.63
	Total:	Int1:	1:09.16	(6)				0.75		
		Int2:	1:25.81	(7)				1.12		
		Fin:	1:51.70	(13)				1.50		
19	PRANGER Manfred Voelkl	AUT	Run1:	Int1:	14.18	(7)	I1-I2:	15.12	(2)	0.23
				Int2:	29.30	(3)	I2-Fin:	26.03	(15)	0.23
				Fin:	55.33	(9)				0.83
			Run2:	Int1:	13.97	(17)	I1-I2:	16.64	(21)	0.20
				Int2:	30.61	(18)	I2-Fin:	25.30	(12)	0.68
				Fin:	55.91	(14)				0.99
	Total:	Int1:	1:09.30	(8)				0.89		
		Int2:	1:25.94	(10)				1.25		
		Fin:	1:51.24	(9)				1.04		
20	KASPER Nolan Rossignol	USA	Run1:	Int1:	14.45	(20)	I1-I2:	15.14	(3)	0.50
				Int2:	29.59	(10)	I2-Fin:	25.43	(4)	0.52
				Fin:	55.02	(4)				0.52
			Run2:	Int1:	14.02	(19)	I1-I2:	16.62	(20)	0.25
				Int2:	30.64	(19)	I2-Fin:	25.24	(8)	0.71
				Fin:	55.88	(12)				0.96
	Total:	Int1:	1:09.04	(4)				0.63		
		Int2:	1:25.66	(4)				0.97		
		Fin:	1:50.90	(4)				0.70		
21	COUSINEAU Julien Fischer	CAN	Run1:	Int1:	14.42	(19)	I1-I2:	15.62	(18)	0.47
				Int2:	30.04	(18)	I2-Fin:	25.83	(10)	0.97
				Fin:	55.87	(15)				1.37
			Run2:	Int1:	14.06	(22)	I1-I2:	16.49	(11)	0.29
				Int2:	30.55	(15)	I2-Fin:	25.56	(20)	0.62
				Fin:	56.11	(18)				1.19
	Total:	Int1:	1:09.93	(15)				1.52		
		Int2:	1:26.42	(15)				1.73		
		Fin:	1:51.98	(17)				1.78		
22	VALENCIC Mitja Elan	SLO	Run1:	Int1:	14.09	(4)	I1-I2:	15.37	(12)	0.14
				Int2:	29.46	(6)	I2-Fin:	26.09	(21)	0.39
				Fin:	55.55	(12)				1.05
			Run2:	Int1:	13.90	(8)	I1-I2:	16.36	(7)	0.13
				Int2:	30.26	(6)	I2-Fin:	25.24	(8)	0.33
				Fin:	55.50	(7)				0.58
	Total:	Int1:	1:09.45	(10)				1.04		
		Int2:	1:25.81	(7)				1.12		
		Fin:	1:51.05	(5)				0.85		



Number of Competitors: 59

Bib	Name Ski	NSA	Positions			Partials			Difference		
			Pos.	Time	Rank	Pos.	Time	Rank	Time		
23	LARSSON Markus Fischer	SWE	Run1:	Int1:	14.53	(26)	I1-I2:	15.62	(18)	0.58	
				Int2:	30.15	(20)		I2-Fin:	26.15	(23)	1.08
				Fin:	56.30	(21)					1.80
			Run2:	Int1:	13.88	(6)	I1-I2:	16.56	(17)	0.11	
				Int2:	30.44	(13)		I2-Fin:	25.61	(21)	0.51
				Fin:	56.05	(17)					1.13
			Total:	Int1:	1:10.18	(20)				1.77	
				Int2:	1:26.74	(21)				2.05	
				Fin:	1:52.35	(24)				2.15	
24	VOGEL Markus Fischer	SUI	Run1:	Int1:	14.29	(13)	I1-I2:	15.36	(11)	0.34	
				Int2:	29.65	(11)		I2-Fin:	25.61	(7)	0.58
				Fin:	55.26	(7)					0.76
			Run2:	Int1:	14.28	(27)	I1-I2:	16.66	(25)	0.51	
				Int2:	30.94	(27)		I2-Fin:	25.68	(24)	1.01
				Fin:	56.62	(27)					1.70
			Total:	Int1:	1:09.54	(11)				1.13	
				Int2:	1:26.20	(13)				1.51	
				Fin:	1:51.88	(16)				1.68	
25	YUASA Naoki Hart	JPN	Run1:	Int1:	14.86	(47)	I1-I2:	15.72	(23)	0.91	
				Int2:	30.58	(36)		I2-Fin:	26.38	(32)	1.51
				Fin:	56.96	(32)					2.46
			Run2:	Int1:			I1-I2:				
				Int2:				I2-Fin:			
				Fin:	DNQ						
			Total:	Int1:							
				Int2:							
				Fin:	DNQ						
26	SPENCE Brad Rossignol	CAN	Run1:	Int1:	14.62	(37)	I1-I2:	15.64	(20)	0.67	
				Int2:	30.26	(23)		I2-Fin:	26.17	(24)	1.19
				Fin:	56.43	(23)					1.93
			Run2:	Int1:	13.92	(9)	I1-I2:	16.30	(5)	0.15	
				Int2:	30.22	(4)		I2-Fin:	25.14	(5)	0.29
				Fin:	55.36	(3)					0.44
			Total:	Int1:	1:10.35	(22)				1.94	
				Int2:	1:26.65	(19)				1.96	
				Fin:	1:51.79	(15)				1.59	
27	WHITE Trevor Voelkl	CAN	Run1:	Int1:	14.55	(29)	I1-I2:	15.97	(40)	0.60	
				Int2:	30.52	(30)		I2-Fin:	27.23	(44)	1.45
				Fin:	57.75	(45)					3.25
			Run2:	Int1:			I1-I2:				
				Int2:				I2-Fin:			
				Fin:	DNQ						
			Total:	Int1:							
				Int2:							
				Fin:	DNQ						
28	BANK Ondrej Elan	CZE	Run1:	Int1:	14.74	(44)	I1-I2:	16.10	(45)	0.79	
				Int2:	30.84	(41)		I2-Fin:	27.24	(45)	1.77
				Fin:	58.08	(46)					3.58
			Run2:	Int1:			I1-I2:				
				Int2:				I2-Fin:			
				Fin:	DNQ						
			Total:	Int1:							
				Int2:							
				Fin:	DNQ						



Number of Competitors: 59

Bib	Name Ski	NSA	Positions			Partials			Difference		
			Pos.	Time	Rank	Pos.	Time	Rank	Time		
29	DOPFER Fritz Nordica	GER	Run1:	Int1:	14.50	(23)	I1-I2:	15.49	(15)	0.55	
				Int2:	29.99	(17)		I2-Fin:	25.88	(12)	0.92
				Fin:	55.87	(15)					1.37
			Run2:	Int1:	14.06	(22)	I1-I2:	16.73	(26)	0.29	
				Int2:	30.79	(24)		I2-Fin:	25.46	(17)	0.86
				Fin:	56.25	(20)					1.33
Total:	Int1:	1:09.93	(15)				1.52				
	Int2:	1:26.66	(20)				1.97				
	Fin:	1:52.12	(20)				1.92				
30	COCHRAN Jimmy Voelkl	USA	Run1:	Int1:	14.73	(43)	I1-I2:	15.77	(27)	0.78	
				Int2:	30.50	(29)		I2-Fin:	26.50	(35)	1.43
				Fin:	57.00	(33)					2.50
			Run2:	Int1:			I1-I2:				
				Int2:				I2-Fin:			
				Fin:	DNQ						
Total:	Int1:										
	Int2:										
	Fin:	DNQ									
31	JANSRUD Kjetil Head	NOR	Run1:	Int1:	14.93	(49)	I1-I2:	15.83	(30)	0.98	
				Int2:	30.76	(39)		I2-Fin:	26.38	(32)	1.69
				Fin:	57.14	(36)					2.64
			Run2:	Int1:			I1-I2:				
				Int2:				I2-Fin:			
				Fin:	DNQ						
Total:	Int1:										
	Int2:										
	Fin:	DNQ									
32	MILLER Bode Head	USA	Run1:	Int1:	14.31	(15)	I1-I2:	15.79	(28)	0.36	
				Int2:	30.10	(19)		I2-Fin:	26.58	(39)	1.03
				Fin:	56.68	(28)					2.18
			Run2:	Int1:	14.38	(28)	I1-I2:	16.52	(14)	0.61	
				Int2:	30.90	(25)		I2-Fin:	25.35	(15)	0.97
				Fin:	56.25	(20)					1.33
Total:	Int1:	1:11.06	(29)				2.65				
	Int2:	1:27.58	(29)				2.89				
	Fin:	1:52.93	(27)				2.73				
33	SVINDAL Aksel Lund Head	NOR	Run1:	Int1:	15.07	(52)	I1-I2:	15.85	(31)	1.12	
				Int2:	30.92	(42)		I2-Fin:	26.58	(39)	1.85
				Fin:	57.50	(40)					3.00
			Run2:	Int1:			I1-I2:				
				Int2:				I2-Fin:			
				Fin:	DNQ						
Total:	Int1:										
	Int2:										
	Fin:	DNQ									
34	SCHMIDIGER Reto Rossignol	SUI	Run1:	Int1:	14.57	(33)	I1-I2:	15.96	(37)	0.62	
				Int2:	30.53	(31)		I2-Fin:	26.51	(37)	1.46
				Fin:	57.04	(35)					2.54
			Run2:	Int1:			I1-I2:				
				Int2:				I2-Fin:			
				Fin:	DNQ						
Total:	Int1:										
	Int2:										
	Fin:	DNQ									



Number of Competitors: 59

Bib	Name Ski	NSA	Positions			Partials			Difference	
			Pos.	Time	Rank	Pos.	Time	Rank	Time	
35	CHODOUNSKY David Nordica	USA	Run1:	Int1:	14.70	(42)	I1-I2:	15.73	(24)	0.75
				Int2:	30.43	(28)	I2-Fin:	26.76	(43)	1.36
				Fin:	57.19	(37)				2.69
			Run2:	Int1:			I1-I2:			
				Int2:			I2-Fin:			
				Fin:	DNQ					
	Total:	Int1:								
		Int2:								
		Fin:	DNQ							
36	BRANDENBURG Will Fischer	USA	Run1:	Int1:	14.13	(5)	I1-I2:	15.29	(9)	0.18
				Int2:	29.42	(4)	I2-Fin:			0.35
				Fin:	DNF					
			Run2:	Int1:			I1-I2:			
				Int2:			I2-Fin:			
				Fin:	DNF					
	Total:	Int1:								
		Int2:								
		Fin:	DNF							
37	PINTURAUPT Alexis Salomon	FRA	Run1:	Int1:	14.61	(36)	I1-I2:			0.66
				Int2:			I2-Fin:			
				Fin:	DNF					
			Run2:	Int1:			I1-I2:			
				Int2:			I2-Fin:			
				Fin:	DNF					
	Total:	Int1:								
		Int2:								
		Fin:	DNF							
38	GRANSTROM Colby	USA	Run1:	Int1:	14.98	(50)	I1-I2:	15.96	(37)	1.03
				Int2:	30.94	(43)	I2-Fin:	26.34	(30)	1.87
				Fin:	57.28	(38)				2.78
			Run2:	Int1:			I1-I2:			
				Int2:			I2-Fin:			
				Fin:	DNQ					
	Total:	Int1:								
		Int2:								
		Fin:	DNQ							
39	THALER Patrick Nordica	ITA	Run1:	Int1:	14.58	(35)	I1-I2:	15.57	(17)	0.63
				Int2:	30.15	(20)	I2-Fin:	26.00	(14)	1.08
				Fin:	56.15	(19)				1.65
			Run2:	Int1:	13.96	(15)	I1-I2:	15.97	(1)	0.19
				Int2:	29.93	(1)	I2-Fin:	24.99	(1)	0.00
				Fin:	54.92	(1)				0.00
	Total:	Int1:	1:10.11	(18)				1.70		
		Int2:	1:26.08	(12)				1.39		
		Fin:	1:51.07	(7)				0.87		
40	GROSS Stefano Voelkl	ITA	Run1:	Int1:	14.32	(16)	I1-I2:			0.37
				Int2:			I2-Fin:			1.51
				Fin:	56.01	(17)				
			Run2:	Int1:	13.95	(12)	I1-I2:	16.26	(3)	0.18
				Int2:	30.21	(3)	I2-Fin:	25.27	(11)	0.28
				Fin:	55.48	(6)				0.56
	Total:	Int1:	1:09.96	(17)				1.55		
		Int2:	1:26.22	(14)				1.53		
		Fin:	1:51.49	(11)				1.29		



Number of Competitors: 59

Bib	Name Ski	NSA	Positions			Partials			Difference Time
			Pos.	Time	Rank	Pos.	Time	Rank	
41	SCHOENFELDER Rainer Voelkl	AUT	Run1:	Int1: Int2: Fin: DNF		I1-I2: I2-Fin:			
			Run2:	Int1: Int2: Fin: DNF		I1-I2: I2-Fin:			
			Total:	Int1: Int2: Fin: DNF					
42	NORDBOTTEN Jonathan Head	NOR	Run1:	Int1: 14.69 (41) Int2: Fin: DNF		I1-I2: I2-Fin:		0.74	
			Run2:	Int1: Int2: Fin: DNF		I1-I2: I2-Fin:			
			Total:	Int1: Int2: Fin: DNF					
43	HOERL Wolfgang Voelkl	AUT	Run1:	Int1: 14.56 (32) Int2: 30.32 (25) Fin: 56.36 (22)		I1-I2: 15.76 (25) I2-Fin: 26.04 (16)		0.61 1.25 1.86	
			Run2:	Int1: 13.95 (12) Int2: 30.26 (6) Fin: 55.31 (2)		I1-I2: 16.31 (6) I2-Fin: 25.05 (2)		0.18 0.33 0.39	
			Total:	Int1: 1:10.31 (21) Int2: 1:26.62 (18) Fin: 1:51.67 (12)				1.90 1.93 1.47	
44	STUTZ Paul Fischer	CAN	Run1:	Int1: 15.17 (53) Int2: 31.09 (46) Fin: 57.43 (39)		I1-I2: 15.92 (36) I2-Fin: 26.34 (30)		1.22 2.02 2.93	
			Run2:	Int1: Int2: Fin: DNQ		I1-I2: I2-Fin:			
			Total:	Int1: Int2: Fin: DNQ					
45	BERTHOD Marc Rossignol	SUI	Run1:	Int1: 14.64 (38) Int2: 30.31 (24) Fin: 56.49 (24)		I1-I2: 15.67 (21) I2-Fin: 26.18 (25)		0.69 1.24 1.99	
			Run2:	Int1: 14.68 (30) Int2: 31.05 (29) Fin: 1:12.39 (30)		I1-I2: 16.37 (8) I2-Fin: 41.34 (30)		0.91 1.12 17.47	
			Total:	Int1: 1:11.17 (30) Int2: 1:27.54 (28) Fin: 2:08.88 (30)				2.76 2.85 18.68	
46	TREJBAL Filip Dynastar	CZE	Run1:	Int1: 15.00 (51) Int2: 30.98 (44) Fin: 57.59 (44)		I1-I2: 15.98 (41) I2-Fin: 26.61 (41)		1.05 1.91 3.09	
			Run2:	Int1: Int2: Fin: DNQ		I1-I2: I2-Fin:			
			Total:	Int1: Int2: Fin: DNQ					



Number of Competitors: 59

Bib	Name Ski	NSA	Positions			Partials			Difference		
			Pos.	Time	Rank	Pos.	Time	Rank	Time		
47	DREIER Christoph Voelkl	AUT	Run1:	Int1:	14.57	(33)	I1-I2:	16.00	(43)	0.62	
				Int2:	30.57	(35)		I2-Fin:	26.28	(27)	1.50
				Fin:	56.85	(30)					2.35
			Run2:	Int1:	13.89	(7)	I1-I2:	16.38	(9)	0.12	
				Int2:	30.27	(8)		I2-Fin:	25.13	(4)	0.34
				Fin:	55.40	(4)					0.48
			Total:	Int1:	1:10.74	(26)				2.33	
				Int2:	1:27.12	(26)				2.43	
				Fin:	1:52.25	(23)				2.05	
48	HAUGEN Leif Kristian Rossignol	NOR	Run1:	Int1:	14.55	(29)	I1-I2:	15.98	(41)	0.60	
				Int2:	30.53	(31)		I2-Fin:	26.05	(18)	1.46
				Fin:	56.58	(25)					2.08
			Run2:	Int1:	13.95	(12)	I1-I2:	16.50	(12)	0.18	
				Int2:	30.45	(14)		I2-Fin:	25.12	(3)	0.52
				Fin:	55.57	(9)					0.65
			Total:	Int1:	1:10.53	(24)				2.12	
				Int2:	1:27.03	(25)				2.34	
				Fin:	1:52.15	(21)				1.95	
49	KRYZL Krystof Elan	CZE	Run1:	Int1:	14.53	(26)	I1-I2:	15.82	(29)	0.58	
				Int2:	30.35	(26)		I2-Fin:	26.26	(26)	1.28
				Fin:	56.61	(26)					2.11
			Run2:	Int1:	14.18	(25)	I1-I2:	16.60	(19)	0.41	
				Int2:	30.78	(23)		I2-Fin:	26.00	(29)	0.85
				Fin:	56.78	(29)					1.86
			Total:	Int1:	1:10.79	(28)				2.38	
				Int2:	1:27.39	(27)				2.70	
				Fin:	1:53.39	(29)				3.19	
50	MERMILLOD BLONDIN T. Salomon	FRA	Run1:	Int1:	14.52	(25)	I1-I2:	15.89	(32)	0.57	
				Int2:	30.41	(27)		I2-Fin:	26.51	(37)	1.34
				Fin:	56.92	(31)					2.42
			Run2:	Int1:			I1-I2:				
				Int2:				I2-Fin:			
				Fin:	DNQ						
			Total:	Int1:							
				Int2:							
				Fin:	DNQ						
51	BECHTER Patrick Voelkl	AUT	Run1:	Int1:	14.65	(39)	I1-I2:	15.89	(32)	0.70	
				Int2:	30.54	(33)		I2-Fin:	26.46	(34)	1.47
				Fin:	57.00	(33)					2.50
			Run2:	Int1:			I1-I2:				
				Int2:				I2-Fin:			
				Fin:	DNQ						
			Total:	Int1:							
				Int2:							
				Fin:	DNQ						
52	DIGRUBER Marc Salomon	AUT	Run1:	Int1:	14.75	(45)	I1-I2:	15.96	(37)	0.80	
				Int2:	30.71	(38)		I2-Fin:			1.64
				Fin:	DNF						
			Run2:	Int1:			I1-I2:				
				Int2:				I2-Fin:			
				Fin:	DNF						
			Total:	Int1:							
				Int2:							
				Fin:	DNF						



Number of Competitors: 59

Bib	Name Ski	NSA	Positions			Partials			Difference	
			Pos.	Time	Rank	Pos.	Time	Rank	Time	
53	LAHDENPERAE Anton Nordica	SWE	Run1:	Int1:	14.32	(16)	I1-I2:	16.93	(48)	0.37
				Int2:	31.25	(47)	I2-Fin:	26.31	(28)	2.18
				Fin:	57.56	(42)				3.06
		Run2:	Int1:			I1-I2:				
			Int2:			I2-Fin:				
			Fin:	DNQ						
		Total:	Int1:							
			Int2:							
			Fin:	DNQ						
54	SASAKI Akira Salomon	JPN	Run1:	Int1:			I1-I2:			
				Int2:			I2-Fin:			
				Fin:	DNF					
		Run2:	Int1:			I1-I2:				
			Int2:			I2-Fin:				
			Fin:	DNF						
		Total:	Int1:							
			Int2:							
			Fin:	DNF						
55	FANARA Thomas Fischer	FRA	Run1:	Int1:	14.91	(48)	I1-I2:	15.90	(34)	0.96
				Int2:	30.81	(40)	I2-Fin:	26.69	(42)	1.74
				Fin:	57.50	(40)				3.00
		Run2:	Int1:			I1-I2:				
			Int2:			I2-Fin:				
			Fin:	DNQ						
		Total:	Int1:							
			Int2:							
			Fin:	DNQ						
56	BORSOTTI Giovanni Salomon	ITA	Run1:	Int1:	14.68	(40)	I1-I2:			0.73
				Int2:			I2-Fin:			
				Fin:	DNF					
		Run2:	Int1:			I1-I2:				
			Int2:			I2-Fin:				
			Fin:	DNF						
		Total:	Int1:							
			Int2:							
			Fin:	DNF						
57	ZRNCIC-DIM Natko Atomic	CRO	Run1:	Int1:	14.53	(26)	I1-I2:			0.58
				Int2:			I2-Fin:			
				Fin:	DNF					
		Run2:	Int1:			I1-I2:				
			Int2:			I2-Fin:				
			Fin:	DNF						
		Total:	Int1:							
			Int2:							
			Fin:	DNF						
58	SIMARI BIRKNER C.	ARG	Run1:	Int1:	15.23	(54)	I1-I2:	16.29	(46)	1.28
				Int2:	31.52	(48)	I2-Fin:			2.45
				Fin:	DNF					
		Run2:	Int1:			I1-I2:				
			Int2:			I2-Fin:				
			Fin:	DNF						
		Total:	Int1:							
			Int2:							
			Fin:	DNF						

Number of Competitors: 59

Bib	Name Ski	NSA	Positions			Partials			Difference
			Pos.	Time	Rank	Pos.	Time	Rank	Time
59	READ Erik	CAN	Run1:	Int1:		I1-I2:			
				Int2:		I2-Fin:			
				Fin:	DNF				
			Run2:	Int1:		I1-I2:			
				Int2:		I2-Fin:			
				Fin:	DNF				
			Total:	Int1:					
				Int2:					
				Fin:	DNF				

LEGEND

Pos Intermediate or Speed Position **DNQ** Did Not Qualify **Int2:** Intermediate 2 **Run2** Second Run **Fin:** Finish
Total First + Second Run **Int1:** Intermediate 1 **DNF** Did Not Finish **Run1** First Run





AUDI
FIS ALPINE SKI WORLD CUP 2011/12



AFTER 1st MEN'S SLALOM
SLALOM FIS WCSL LIST

Number of Competitors: 62

8 DEC 2011 Beaver Creek (USA)

Rank	FIS Code	Name	NSA	1	Base - X + Y = WCSL-SL			
1	380260	KOSTELIC Ivica	CRO	100	510	46	100	564
2	192665	GRANGE Jean-Baptiste	FRA	-	542	49	-	493
3	501017	MYHRER Andre	SWE	40	449	41	40	448
4	50707	MATT Mario	AUT	13	457	42	13	428
5	292491	MOELGG Manfred	ITA	32	358	33	32	357
6	53831	HIRSCHER Marcel	AUT	60	326	30	60	356
7	291145	DEVILLE Cristian	ITA	80	282	26	80	336
8	501111	HARGIN Mattias	SWE	9	287	26	9	270
9	201702	NEUREUTHER Felix	GER	26	258	23	26	261
10	501101	BYGGMARK Jens	SWE	18	253	23	18	248
11	293098	RAZZOLI Giuliano	ITA	5	248	23	5	230
12	50605	HERBST Reinfried	AUT	-	248	23	-	225
13	192506	MISSILLIER Steve	FRA	3	239	22	3	220
14	501223	BAECK Axel	SWE	-	236	21	-	215
15	532138	KASPER Nolan	USA	50	180	16	50	214
16	102435	JANYK Michael	CAN	12	217	20	12	209
17	50624	PRANGER Manfred	AUT	29	189	17	29	201
18	560355	VALENCIC Mitja	SLO	45	143	13	45	175
19	50625	RAICH Benjamin	AUT	6	180	16	6	170
20	102239	COUSINEAU Julien	CAN	14	168	15	14	167
21	511127	GINI Marc	SUI	-	160	15	-	145
21	510890	ZURBRIGGEN Silvan	SUI	-	160	15	-	145
23	500656	LARSSON Markus	SWE	7	141	13	7	135
24	534562	LIGETY Ted	USA	20	101	9	20	112
25	511174	VOGEL Markus	SUI	15	96	9	15	102
26	301709	YUASA Naoki	JPN	-	89	8	-	81
27	102912	SPENCE Brad	CAN	16	67	6	16	77
28	202462	DOPFER Fritz	GER	11	62	6	11	67
29	293797	GROSS Stefano	ITA	24	42	4	24	62
30	150398	BANK Ondrej	CZE	-	63	6	-	57
30	193347	TISSOT Maxime	FRA	-	63	6	-	57
30	102922	WHITE Trevor	CAN	-	63	6	-	57
33	191459	LIZEROUX Julien	FRA	-	62	6	-	56
34	534040	COCHRAN Jimmy	USA	-	58	5	-	53
34	910000	IMBODEN Urs	MDA	-	58	5	-	53



AFTER 1st MEN'S SLALOM
SLALOM FIS WCSL LIST

Number of Competitors: 62

8 DEC 2011 Beaver Creek (USA)

Rank	FIS Code	Name	NSA	1	Base	- X	+ Y	WCSL-SL
34	511896	MURISIER Justin	SUI	-	58	5	-	53
37	50824	DREIER Christoph	AUT	8	46	4	8	50
37	290732	THALER Patrick	ITA	36	15	1	36	50
39	150594	TREJBAL Filip	CZE	-	49	4	-	45
40	50981	HOERL Wolfgang	AUT	22	19	2	22	39
41	511908	SCHMIDIGER Reto	SUI	-	41	4	-	37
42	561148	SKUBE Matic	SLO	-	38	3	-	35
43	421400	MYHRE Lars Elton	NOR	-	36	3	-	33
44	421483	JANSRUD Kjetil	NOR	-	35	3	-	32
45	501116	LAHDENPERAE Anton	SWE	-	33	3	-	30
46	534508	CHODOUNSKY David	USA	-	32	3	-	29
47	192504	MERMILLOD BLONDIN T.	FRA	-	21	2	-	19
48	102456	BIGGS Patrick	CAN	-	18	2	-	16
49	421669	HAUGEN Leif Kristian	NOR	10	6	1	10	15
49	180251	PALANDER Kalle	FIN	-	17	2	-	15
49	301312	SASAKI Akira	JPN	-	17	2	-	15
52	50931	BECHTER Patrick	AUT	-	14	1	-	13
53	102727	STUTZ Paul	CAN	-	12	1	-	11
54	201891	SCHMID Philipp	GER	-	11	1	-	10
55	510997	BERTHOD Marc	SUI	-	10	1	-	9
56	51395	DIGRUBER Marc	AUT	-	8	1	-	7
56	480736	KHOROSHILOV Alexander	RUS	-	8	1	-	7
58	530165	BRANDENBURG Will	USA	-	7	1	-	6
58	300804	MINAGAWA Kentaro	JPN	-	7	1	-	6
58	192943	OBERT Anthony	FRA	-	7	1	-	6
61	532431	MILLER Bode	USA	4	-	-	4	4
62	150644	KRYZL Krystof	CZE	2	-	-	2	2

Number of Competitors per Nation until 60th position

AUT : 9	CAN : 6	CRO : 1	CZE : 2	FIN : 1	FRA : 6
GER : 3	ITA : 5	JPN : 3	MDA : 1	NOR : 3	RUS : 1
SLO : 2	SUI : 6	SWE : 6	USA : 5		

LEGEND

Base Last season WCSL points
X (Base / number of planned races in the current season) * number of completed races in the current season
Y WC points won in the current season
WCSL-SL World Cup Start List points for Slalom

08-12-2011 / Beaver Creek (USA) / Val d'Isère (FRA) / 0490

Page 2/2

www.fisalpine.com

Generation Date: THU 8 DEC 2011

Time: 13:21

Document: 60A 1.0





Audi
FIS Ski World Cup

AUDI

FIS ALPINE SKI WORLD CUP 2011/12



SKI WORLD CUP

AFTER 1st MEN'S SLALOM OVERALL FIS WCSL LIST

Number of Competitors: 172

Rank	FIS Code	Name	NSA	WCSL	DH	SL	GS	SG	SC	CE
1	380260	KOSTELIC Ivica	CRO	1458	86 (29)	564 (1)	151 (11)	212 (7)	345 (1)	100 (1)
2	510030	CUCHE Didier	SUI	1137	612 (1)	–	145 (13)	365 (1)	–	15 (9)
3	421328	SVINDAL Aksel Lund	NOR	1123	280 (8)	–	328 (3)	265 (3)	220 (3)	30 (5)
4	534562	LIGETY Ted	USA	841	13 (54)	112 (24)	602 (1)	20 (46)	79 (16)	15 (9)
5	293006	INNERHOFER Christof	ITA	811	277 (9)	–	3 (55)	232 (4)	299 (2)	–
6	511313	JANKA Carlo	SUI	788	188 (15)	–	281 (6)	192 (9)	112 (9)	15 (9)
7	51215	BAUMANN Romed	AUT	779	311 (5)	–	135 (14)	197 (8)	106 (10)	30 (5)
8	53831	HIRSCHER Marcel	AUT	721	–	356 (6)	305 (5)	5 (61)	40 (28)	15 (9)
9	510890	ZURBRIGGEN Silvan	SUI	679	288 (7)	145 (21)	4 (54)	99 (19)	143 (7)	–
10	421483	JANSRUD Kjetil	NOR	658	40 (39)	32 (44)	326 (4)	74 (26)	171 (4)	15 (9)
11	50753	KROELL Klaus	AUT	639	461 (2)	–	–	178 (10)	–	–
12	532431	MILLER Bode	USA	634	298 (6)	4 (61)	84 (22)	148 (15)	40 (28)	60 (3)
13	50041	WALCHHOFER Michael	AUT	630	437 (3)	–	–	178 (10)	–	15 (9)
14	50625	RAICH Benjamin	AUT	626	17 (50)	170 (19)	100 (19)	214 (6)	95 (11)	30 (5)
15	511383	FEUZ Beat	SUI	593	392 (4)	–	29 (37)	96 (22)	76 (18)	–
16	192746	THEAUX Adrien	FRA	553	257 (10)	–	–	224 (5)	72 (19)	–
17	50742	REICHELTH Hannes	AUT	552	118 (24)	–	149 (12)	284 (2)	1 (62)	–
18	192665	GRANGE Jean-Baptiste	FRA	511	–	493 (2)	18 (43)	–	–	–
19	501017	MYHRER Andre	SWE	471	–	448 (3)	23 (41)	–	–	–
20	292455	FILL Peter	ITA	468	179 (19)	–	–	118 (17)	156 (5)	15 (9)
21	292491	MOELGG Manfred	ITA	467	–	357 (5)	81 (24)	–	29 (33)	–
22	50707	MATT Mario	AUT	428	–	428 (4)	–	–	–	–
23	201702	NEUREUTHER Felix	GER	426	–	261 (9)	35 (32)	–	80 (14)	50 (4)
24	510727	DEFAGO Didier	SUI	418	252 (11)	–	11 (48)	76 (25)	79 (16)	–
25	102263	GUAY Erik	CAN	411	241 (12)	–	–	170 (13)	–	–
26	291145	DEVILLE Cristian	ITA	336	–	336 (7)	–	–	–	–
27	191423	RICHARD Cyprien	FRA	332	–	–	332 (2)	–	–	–
28	51327	PUCHNER Joachim	AUT	330	182 (17)	–	–	97 (20)	51 (24)	–
29	51005	SCHEIBER Mario	AUT	329	232 (13)	–	–	97 (20)	–	–
30	192506	MISSILLIER Steve	FRA	319	–	220 (13)	99 (20)	–	–	–
30	50858	STREITBERGER Georg	AUT	319	141 (21)	–	–	178 (10)	–	–
32	51007	SCHOERGHOFER P.	AUT	310	–	–	277 (7)	–	33 (32)	–
33	150398	BANK Ondrej	CZE	301	17 (50)	57 (30)	75 (25)	1 (71)	151 (6)	–
34	194364	PINTURALT Alexis	FRA	275	–	–	217 (9)	34 (38)	24 (34)	–
35	501111	HARGIN Mattias	SWE	270	–	270 (8)	–	–	–	–
36	191740	CLAREY Johan	FRA	264	232 (13)	–	–	32 (40)	–	–
37	50605	HERBST Reinfried	AUT	255	–	225 (12)	–	–	–	30 (5)

08–12–2011 / Beaver Creek (USA) / Val d'Isère (FRA) / 0490

Page 1/4

www.fisalpine.com

Generation Date: THU 8 DEC 2011

Time: 13:22

Document: 60B 1.0



AFTER 1st MEN'S SLALOM
OVERALL FIS WCSL LIST

Number of Competitors: 172

Rank	FIS Code	Name	NSA	WCSL	DH	SL	GS	SG	SC	CE
37	511139	KUENG Patrick	SUI	255	188 (15)	–	–	67 (27)	–	–
39	191750	FANARA Thomas	FRA	251	–	–	251 (8)	–	–	–
40	501101	BYGGMARK Jens	SWE	248	–	248 (10)	–	–	–	–
41	293098	RAZZOLI Giuliano	ITA	230	–	230 (11)	–	–	–	–
42	292514	HEEL Werner	ITA	228	97 (28)	–	–	116 (18)	–	15 (9)
43	202462	DOPFER Fritz	GER	226	–	67 (28)	159 (10)	–	–	–
44	191591	BERTRAND Yannick	FRA	222	170 (20)	–	–	52 (31)	–	–
45	560447	SPORN Andrej	SLO	219	180 (18)	–	–	39 (35)	–	–
46	501223	BAECK Axel	SWE	215	–	215 (14)	–	–	–	–
47	532138	KASPER Nolan	USA	214	–	214 (15)	–	–	–	–
48	102435	JANYK Michael	CAN	209	–	209 (16)	–	–	–	–
49	511352	VILETTA Sandro	SUI	203	–	–	53 (27)	135 (16)	15 (38)	–
50	50624	PRANGER Manfred	AUT	201	–	201 (17)	–	–	–	–
51	102271	HUDEC Jan	CAN	177	110 (26)	–	–	67 (27)	–	–
51	191459	LIZEROUX Julien	FRA	177	–	56 (33)	–	–	41 (26)	80 (2)
53	560355	VALENCIC Mitja	SLO	175	–	175 (18)	–	–	–	–
54	102239	COUSINEAU Julien	CAN	167	–	167 (20)	–	–	–	–
54	291459	PARIS Dominik	ITA	167	123 (23)	–	–	3 (68)	41 (26)	–
56	510747	GRUENENFELDER T.	SUI	166	17 (50)	–	–	149 (14)	–	–
57	500656	LARSSON Markus	SWE	149	–	135 (23)	14 (46)	–	–	–
58	293550	MARSAGLIA Matteo	ITA	147	37 (40)	–	–	47 (33)	63 (21)	–
59	511127	GINI Marc	SUI	145	–	145 (21)	–	–	–	–
60	560332	JERMAN Andrej	SLO	144	128 (22)	–	–	16 (51)	–	–
61	102961	DIXON Robbie	CAN	139	50 (36)	–	5 (52)	84 (24)	–	–
61	501076	OLSSON Hans	SWE	139	65 (31)	–	–	30 (41)	44 (25)	–
61	380292	ZRNCIC-DIM Natko	CRO	139	11 (56)	–	–	–	128 (8)	–
64	191746	DE TESSIERES G.	FRA	137	–	–	109 (18)	28 (42)	–	–
65	102873	KUCERA John	CAN	136	61 (33)	–	–	53 (29)	22 (35)	–
66	201606	KEPPLER Stephan	GER	135	47 (37)	–	–	88 (23)	–	–
66	180534	SANDELL Marcus	FIN	135	–	–	135 (14)	–	–	–
68	510767	HOFFMANN Ambrosi	SUI	131	117 (25)	–	–	14 (53)	–	–
69	292120	SIMONCELLI Davide	ITA	130	–	–	130 (16)	–	–	–
70	292000	BLARDONE M.	ITA	119	–	–	119 (17)	–	–	–
71	192504	MERMILLOD BLONDIN	FRA	115	–	19 (47)	16 (44)	–	80 (14)	–
72	510997	BERTHOD Marc	SUI	108	–	9 (55)	84 (22)	–	15 (38)	–
72	192932	FAYED Guillermo	FRA	108	104 (27)	–	–	–	4 (57)	–
74	501324	OLSSON Matts	SWE	106	–	–	97 (21)	–	9 (47)	–
75	421400	MYHRE Lars Elton	NOR	102	–	33 (43)	–	–	69 (20)	–
75	511174	VOGEL Markus	SUI	102	–	102 (25)	–	–	–	–
77	180570	ROMAR Andreas	FIN	101	23 (43)	–	–	19 (47)	59 (22)	–
78	102899	OSBORNE-PARADIS M.	CAN	99	65 (31)	–	–	34 (38)	–	–
79	534959	JITLOFF Tim	USA	93	–	–	36 (31)	–	57 (23)	–
80	500150	JAERBYN Patrik	SWE	91	42 (38)	–	–	49 (32)	–	–
81	53853	SIEBER Bjoern	AUT	90	–	–	7 (50)	–	83 (12)	–
82	511529	GISIN Marc	SUI	88	66 (30)	–	–	2 (69)	20 (36)	–
83	294904	PANGRAZZI Paolo	ITA	81	–	–	–	–	81 (13)	–
83	301709	YUASA Naoki	JPN	81	–	81 (26)	–	–	–	–

08-12-2011 / Beaver Creek (USA) / Val d'Isère (FRA) / 0490

Page 2/4

www.fisalpine.com

Generation Date: THU 8 DEC 2011

Time: 13:22

Document: 60B 1.0



AFTER 1st MEN'S SLALOM
OVERALL FIS WCSL LIST

Number of Competitors: 172

Rank	FIS Code	Name	NSA	WCSL	DH	SL	GS	SG	SC	CE
85	50600	GOERGL Stephan	AUT	79	–	–	26 (39)	53 (29)	–	–
86	531799	FORD Tommy	USA	78	–	–	34 (36)	44 (34)	–	–
87	102912	SPENCE Brad	CAN	77	–	77 (27)	–	–	–	–
88	511896	MURISIER Justin	SUI	73	–	53 (34)	20 (42)	–	–	–
89	421669	HAUGEN Leif Kristian	NOR	72	–	15 (49)	57 (26)	–	–	–
90	50833	GRUGGER Hans	AUT	68	61 (33)	–	–	7 (59)	–	–
91	533866	NYMAN Steven	USA	65	61 (33)	–	–	4 (64)	–	–
91	193347	TISSOT Maxime	FRA	65	–	57 (30)	–	–	8 (49)	–
93	293797	GROSS Stefano	ITA	62	–	62 (29)	–	–	–	–
94	511908	SCHMIDIGER Reto	SUI	59	–	37 (41)	–	–	22 (35)	–
95	102922	WHITE Trevor	CAN	57	–	57 (30)	–	–	–	–
96	530939	WEIBRECHT Andrew	USA	56	11 (56)	–	–	37 (37)	8 (49)	–
97	534040	COCHRAN Jimmy	USA	53	–	53 (34)	–	–	–	–
97	910000	IMBODEN Urs	MDA	53	–	53 (34)	–	–	–	–
99	53817	FRANZ Max	AUT	52	19 (45)	–	–	23 (43)	10 (45)	–
100	50824	DREIER Christoph	AUT	50	–	50 (37)	–	–	–	–
100	290732	THALER Patrick	ITA	50	–	50 (37)	–	–	–	–
102	510993	ALBRECHT Daniel	SUI	48	8 (61)	–	35 (32)	5 (61)	–	–
102	192653	FREY Thomas	FRA	48	–	–	29 (37)	19 (47)	–	–
102	420148	KARLSEN Truls Ove	NOR	48	–	–	48 (28)	–	–	–
102	101895	ROY Jean-Philippe	CAN	48	–	–	48 (28)	–	–	–
106	290693	PLONER Alexander	ITA	47	–	–	47 (30)	–	–	–
107	150594	TREJBAL Filip	CZE	45	–	45 (39)	–	–	–	–
108	294277	KLOTZ Siegmur	ITA	43	9 (60)	–	–	21 (45)	13 (41)	–
109	102403	SEMPLE Ryan	CAN	40	–	–	–	–	40 (28)	–
110	50981	HOERL Wolfgang	AUT	39	–	39 (40)	–	–	–	–
111	53902	MAYER Matthias	AUT	38	–	–	–	38 (36)	–	–
112	533131	SULLIVAN Marco	USA	37	18 (46)	–	–	19 (47)	–	–
113	561087	MARKIC Gasper	SLO	36	18 (46)	–	–	18 (50)	–	–
114	990048	BORSOTTI Giovanni	ITA	35	–	–	35 (32)	–	–	–
114	292250	SCHIEPPATI Alberto	ITA	35	–	–	35 (32)	–	–	–
114	561148	SKUBE Matic	SLO	35	–	35 (42)	–	–	–	–
117	90131	GEORGIEV Georgi	BUL	34	–	–	–	–	34 (31)	–
118	103271	THOMSEN Benjamin	CAN	33	27 (41)	–	–	4 (64)	2 (60)	–
119	200379	SANDER Andreas	GER	31	18 (46)	–	–	13 (54)	–	–
120	501116	LAHDENPERAE Anton	SWE	30	–	30 (45)	–	–	–	–
121	534508	CHODOUNSKY David	USA	29	–	29 (46)	–	–	–	–
121	530874	GANONG Travis	USA	29	18 (46)	–	–	11 (56)	–	–
123	180251	PALANDER Kalle	FIN	27	–	15 (49)	12 (47)	–	–	–
124	191964	POISSON David	FRA	26	26 (42)	–	–	–	–	–
125	292967	EISATH Florian	ITA	24	–	–	24 (40)	–	–	–
126	53837	KRAMER Manuel	AUT	22	–	–	–	22 (44)	–	–
127	201811	STECHECH Tobias	GER	21	21 (44)	–	–	–	–	–
128	910004	DEFLORIAN Mirko	MDA	18	–	–	–	–	18 (37)	–
128	51395	DIGRUBER Marc	AUT	18	–	7 (56)	–	–	11 (44)	–
130	102456	BIGGS Patrick	CAN	16	–	16 (48)	–	–	–	–
130	103090	HELIE Louis-Pierre	CAN	16	16 (53)	–	–	–	–	–

08-12-2011 / Beaver Creek (USA) / Val d'Isère (FRA) / 0490

Page 3/4

www.fisalpine.com

Generation Date: THU 8 DEC 2011

Time: 13:22

Document: 60B 1.0



AFTER 1st MEN'S SLALOM
OVERALL FIS WCSL LIST

Number of Competitors: 172

Rank	FIS Code	Name	NSA	WCSL	DH	SL	GS	SG	SC	CE
130	290998	STAUDACHER Patrick	ITA	16	–	–	–	16 (51)	–	–
130	510498	ZUEGER Cornel	SUI	16	11 (56)	–	–	5 (61)	–	–
134	530165	BRANDENBURG Will	USA	15	–	6 (58)	–	–	9 (47)	–
134	292056	GUFLEDER Michael	ITA	15	–	–	15 (45)	–	–	–
134	301312	SASAKI Akira	JPN	15	–	15 (49)	–	–	–	–
137	194495	FAIVRE Mathieu	FRA	14	–	–	–	–	14 (40)	–
137	480736	KHOROSHILOV A.	RUS	14	–	7 (56)	–	–	7 (53)	–
137	294911	PATSCHIEDER Hagen	ITA	14	8 (61)	–	–	6 (60)	–	–
140	50931	BECHTER Patrick	AUT	13	–	13 (52)	–	–	–	–
140	51401	GRAF Bernhard	AUT	13	–	–	1 (56)	12 (55)	–	–
140	561216	KLINE Bostjan	SLO	13	13 (54)	–	–	–	–	–
140	511142	LUEOEND Vitus	SUI	13	7 (63)	–	–	–	6 (55)	–
140	191778	PICHOT Sebastien	FRA	13	–	–	–	–	13 (41)	–
140	292291	THANEI Stefan	ITA	13	3 (68)	–	–	–	10 (45)	–
146	561117	KUERNER Miha	SLO	12	–	–	–	–	12 (43)	–
147	102727	STUTZ Paul	CAN	11	–	11 (53)	–	–	–	–
148	534939	FISHER Erik	USA	10	10 (59)	–	–	–	–	–
148	560406	GORZA Ales	SLO	10	–	–	–	10 (57)	–	–
148	150644	KRYZL Krystof	CZE	10	–	2 (62)	–	–	8 (49)	–
148	201891	SCHMID Philipp	GER	10	–	10 (54)	–	–	–	–
152	102814	BOURQUE Francois	CAN	9	–	–	–	9 (58)	–	–
152	990081	CASSE Mattia	ITA	9	1 (69)	–	7 (50)	1 (71)	–	–
154	534038	NICKERSON Warner	USA	8	–	–	8 (49)	–	–	–
154	380298	SIROKI Tin	CRO	8	–	–	–	–	8 (49)	–
156	561067	PERKO Rok	SLO	7	7 (63)	–	–	–	–	–
156	380290	SAMSAL Dalibor	CRO	7	–	–	–	–	7 (53)	–
158	300804	MINAGAWA Kentaro	JPN	6	–	6 (58)	–	–	–	–
158	192943	OBERT Anthony	FRA	6	–	6 (58)	–	–	–	–
160	220656	DRAKE Ed	GBR	5	–	–	–	–	5 (56)	–
160	511159	NOESIG Christoph	AUT	5	–	–	5 (52)	–	–	–
160	201987	STRODL Andreas	GER	5	5 (65)	–	–	–	–	–
163	421650	BJERKESTRAND Iver	NOR	4	–	–	–	4 (64)	–	–
163	430429	BYDLINSKI Maciej	POL	4	–	–	–	–	4 (57)	–
163	191116	DALCIN P.	FRA	4	4 (66)	–	–	–	–	–
163	561085	KRIZAJ Andrej	SLO	4	–	–	–	4 (64)	–	–
163	534567	LANNING T J	USA	4	4 (66)	–	–	–	–	–
168	100558	COOK Dustin	CAN	3	–	–	–	–	3 (59)	–
169	6530319	COCHRAN-SIEGLE R.	USA	2	–	–	–	2 (69)	–	–
169	150495	VRABLIK Martin	CZE	2	–	–	–	–	2 (60)	–
171	53968	BERTHOLD Frederic	AUT	1	–	–	–	–	1 (62)	–
171	421859	NILSEN Markus	NOR	1	–	–	1 (56)	–	–	–

LEGEND

SC Super Combined points CE City Event points DH Downhill points WCSL Overall points SL Slalom points
 GS Giant Slalom points SG Super-G points

08-12-2011 / Beaver Creek (USA) / Val d'Isère (FRA) / 0490

Page 4/4

www.fisalpine.com

Generation Date: THU 8 DEC 2011

Time: 13:22

Document: 60B 1.0





AUDI
FIS ALPINE SKI WORLD CUP 2011/12



1st MEN'S SLALOM
SLALOM FIS WORLD CUP STANDINGS

Number of Competitors: 29

8 DEC 2011 Beaver Creek (USA)

Rank	FIS Code	Name	NSA	1	WC-SL	Diff.
1	380260	KOSTELIC Ivica	CRO	100	100	
2	291145	DEVILLE Cristian	ITA	80	80	- 20
3	53831	HIRSCHER Marcel	AUT	60	60	- 40
4	532138	KASPER Nolan	USA	50	50	- 50
5	560355	VALENCIC Mitja	SLO	45	45	- 55
6	501017	MYHRER Andre	SWE	40	40	- 60
7	290732	THALER Patrick	ITA	36	36	- 64
8	292491	MOELGG Manfred	ITA	32	32	- 68
9	50624	PRANGER Manfred	AUT	29	29	- 71
10	201702	NEUREUTHER Felix	GER	26	26	- 74
11	293797	GROSS Stefano	ITA	24	24	- 76
12	50981	HOERL Wolfgang	AUT	22	22	- 78
13	534562	LIGETY Ted	USA	20	20	- 80
14	501101	BYGGMARK Jens	SWE	18	18	- 82
15	102912	SPENCE Brad	CAN	16	16	- 84
16	511174	VOGEL Markus	SUI	15	15	- 85
17	102239	COUSINEAU Julien	CAN	14	14	- 86
18	50707	MATT Mario	AUT	13	13	- 87
19	102435	JANYK Michael	CAN	12	12	- 88
20	202462	DOPFER Fritz	GER	11	11	- 89
21	421669	HAUGEN Leif Kristian	NOR	10	10	- 90
22	501111	HARGIN Mattias	SWE	9	9	- 91
23	50824	DREIER Christoph	AUT	8	8	- 92
24	500656	LARSSON Markus	SWE	7	7	- 93
25	50625	RAICH Benjamin	AUT	6	6	- 94
26	293098	RAZZOLI Giuliano	ITA	5	5	- 95
27	532431	MILLER Bode	USA	4	4	- 96
28	192506	MISSILLIER Steve	FRA	3	3	- 97
29	150644	KRYZL Krystof	CZE	2	2	- 98

LEGEND

WC-SL World Cup points for Slalom **Diff.** Points Difference

08-12-2011 / Beaver Creek (USA) / Val d'Isère (FRA) / 0490

Page 1/1

www.fisalpine.com

Generation Date: THU 8 DEC 2011

Time: 13:22

Document: 25A 1.0





AUDI

FIS ALPINE SKI WORLD CUP 2011/12



1st MEN'S SLALOM

OVERALL FIS WORLD CUP STANDINGS

Number of Competitors: 94

Rank	FIS Code	Name	NSA	Points	DH	SL	GS	SG	SC	CE
					2 races	1 race	3 races	2 races		
1	421328	SVINDAL Aksel Lund	NOR	334	63 (7)	–	91 (8)	180 (1)	–	–
2	534562	LIGETY Ted	USA	309	9 (34)	20 (13)	280 (1)	–	–	–
3	53831	HIRSCHER Marcel	AUT	280	–	60 (3)	220 (2)	–	–	–
4	510030	CUCHE Didier	SUI	268	129 (2)	–	30 (19)	109 (2)	–	–
5	511383	FEUZ Beat	SUI	260	160 (1)	–	29 (20)	71 (6)	–	–
6	50742	REICHELTH Hannes	AUT	227	86 (6)	–	72 (11)	69 (7)	–	–
7	421483	JANSRUD Kjetil	NOR	205	29 (16)	–	136 (4)	40 (12)	–	–
8	532431	MILLER Bode	USA	203	129 (2)	4 (27)	31 (18)	39 (13)	–	–
9	380260	KOSTELIC Ivica	CRO	170	12 (29)	100 (1)	58 (14)	–	–	–
10	194364	PINTURAUULT Alexis	FRA	163	–	–	159 (3)	4 (38)	–	–
11	50753	KROELL Klaus	AUT	157	105 (4)	–	–	52 (9)	–	–
12	202462	DOPFER Fritz	GER	127	–	11 (20)	116 (6)	–	–	–
13	51007	SCHOERGHOFER P.	AUT	122	–	–	122 (5)	–	–	–
14	51215	BAUMANN Romed	AUT	121	50 (10)	–	52 (15)	19 (25)	–	–
15	191740	CLAREY Johan	FRA	116	90 (5)	–	–	26 (18)	–	–
16	511313	JANKA Carlo	SUI	114	3 (37)	–	100 (7)	11 (35)	–	–
16	511352	VILETTA Sandro	SUI	114	–	–	6 (38)	108 (3)	–	–
18	192746	THEAUX Adrien	FRA	113	40 (11)	–	–	73 (5)	–	–
19	102271	HUDEC Jan	CAN	96	37 (13)	–	–	59 (8)	–	–
20	102263	GUAY Erik	CAN	90	14 (27)	–	–	76 (4)	–	–
21	50625	RAICH Benjamin	AUT	82	10 (32)	6 (25)	24 (23)	42 (11)	–	–
21	180534	SANDELL Marcus	FIN	82	–	–	82 (9)	–	–	–
23	291145	DEVILLE Cristian	ITA	80	–	80 (2)	–	–	–	–
24	191423	RICHARD Cyprien	FRA	77	–	–	77 (10)	–	–	–
25	51327	PUCHNER Joachim	AUT	76	40 (11)	–	–	36 (14)	–	–
26	191591	BERTRAND Yannick	FRA	70	56 (9)	–	–	14 (30)	–	–
27	191750	FANARA Thomas	FRA	69	–	–	69 (12)	–	–	–
28	102961	DIXON Robbie	CAN	63	13 (28)	–	–	50 (10)	–	–
28	501017	MYHRER Andre	SWE	63	–	40 (6)	23 (24)	–	–	–
30	292120	SIMONCELLI Davide	ITA	59	–	–	59 (13)	–	–	–
31	50858	STREITBERGER Georg	AUT	58	58 (8)	–	–	–	–	–
32	292455	FILL Peter	ITA	57	36 (14)	–	–	21 (22)	–	–
33	293006	INNERHOFER Christof	ITA	53	30 (15)	–	3 (39)	20 (24)	–	–
34	292491	MOELGG Manfred	ITA	52	–	32 (8)	20 (26)	–	–	–
35	532138	KASPER Nolan	USA	50	–	50 (4)	–	–	–	–
36	510727	DEFAGO Didier	SUI	45	20 (19)	–	10 (34)	15 (29)	–	–
36	560355	VALENCIC Mitja	SLO	45	–	45 (5)	–	–	–	–

08–12–2011 / Beaver Creek (USA) / Val d'Isère (FRA) / 0490

Page 1/3

www.fisalpine.com

Generation Date: THU 8 DEC 2011

Time: 13:22

Document: 25B 1.0



1st MEN'S SLALOM
OVERALL FIS WORLD CUP STANDINGS

Number of Competitors: 94

Rank	FIS Code	Name	NSA	Points	DH	SL	GS	SG	SC	CE
					2 races	1 race	3 races	2 races		
38	511139	KUENG Patrick	SUI	44	16 (25)	–	–	28 (16)	–	–
39	192506	MISSILLIER Steve	FRA	43	–	3 (28)	40 (16)	–	–	–
40	53817	FRANZ Max	AUT	41	19 (22)	–	–	22 (20)	–	–
41	101895	ROY Jean-Philippe	CAN	39	–	–	39 (17)	–	–	–
42	531799	FORD Tommy	USA	38	–	–	25 (22)	13 (32)	–	–
43	290732	THALER Patrick	ITA	36	–	36 (7)	–	–	–	–
44	53902	MAYER Matthias	AUT	32	–	–	–	32 (15)	–	–
45	421669	HAUGEN Leif Kristian	NOR	30	–	10 (21)	20 (26)	–	–	–
45	510767	HOFFMANN Ambrosi	SUI	30	25 (17)	–	–	5 (37)	–	–
47	50624	PRANGER Manfred	AUT	29	–	29 (9)	–	–	–	–
48	200379	SANDER Andreas	GER	28	15 (26)	–	–	13 (32)	–	–
49	530939	WEIBRECHT Andrew	USA	27	–	–	–	27 (17)	–	–
50	534959	JITLOFF Tim	USA	26	–	–	26 (21)	–	–	–
50	201702	NEUREUTHER Felix	GER	26	–	26 (10)	–	–	–	–
52	192932	FAYED Guillermo	FRA	25	25 (17)	–	–	–	–	–
53	293797	GROSS Stefano	ITA	24	–	24 (11)	–	–	–	–
53	293550	MARSAGLIA Matteo	ITA	24	–	–	–	24 (19)	–	–
53	533131	SULLIVAN Marco	USA	24	10 (32)	–	–	14 (30)	–	–
56	50981	HOERL Wolfgang	AUT	22	–	22 (12)	–	–	–	–
56	53837	KRAMER Manuel	AUT	22	–	–	–	22 (20)	–	–
56	510890	ZURBRIGGEN Silvan	SUI	22	20 (19)	–	–	2 (41)	–	–
59	294277	KLOTZ Siegmarr	ITA	21	–	–	–	21 (22)	–	–
59	501324	OLSSON Matts	SWE	21	–	–	21 (25)	–	–	–
59	180570	ROMAR Andreas	FIN	21	12 (29)	–	–	9 (36)	–	–
62	291459	PARIS Dominik	ITA	20	20 (19)	–	–	–	–	–
63	501076	OLSSON Hans	SWE	19	19 (22)	–	–	–	–	–
64	292000	BLARDONE M.	ITA	18	–	–	18 (28)	–	–	–
64	990048	BORSOTTI Giovanni	ITA	18	–	–	18 (28)	–	–	–
64	501101	BYGGMARK Jens	SWE	18	–	18 (14)	–	–	–	–
64	191746	DE TESSIERES G.	FRA	18	–	–	18 (28)	–	–	–
64	510747	GRUENENFELDER T.	SUI	18	–	–	–	18 (26)	–	–
64	561087	MARKIC Gasper	SLO	18	–	–	–	18 (26)	–	–
64	191964	POISSON David	FRA	18	18 (24)	–	–	–	–	–
71	510997	BERTHOD Marc	SUI	17	–	–	17 (31)	–	–	–
72	201606	KEPPLER Stephan	GER	16	–	–	–	16 (28)	–	–
72	102912	SPENCE Brad	CAN	16	–	16 (15)	–	–	–	–
74	511174	VOGEL Markus	SUI	15	–	15 (16)	–	–	–	–
75	102239	COUSINEAU Julien	CAN	14	–	14 (17)	–	–	–	–
76	51401	GRAF Bernhard	AUT	13	–	–	1 (40)	12 (34)	–	–
76	50707	MATT Mario	AUT	13	–	13 (18)	–	–	–	–
78	102435	JANYK Michael	CAN	12	–	12 (19)	–	–	–	–
79	292967	EISATH Florian	ITA	11	–	–	11 (32)	–	–	–
79	511529	GISIN Marc	SUI	11	11 (31)	–	–	–	–	–
79	420148	KARLSEN Truls Ove	NOR	11	–	–	11 (32)	–	–	–
82	192665	GRANGE Jean-Baptiste	FRA	10	–	–	10 (34)	–	–	–
83	501111	HARGIN Mattias	SWE	9	–	9 (22)	–	–	–	–
84	990081	CASSE Mattia	ITA	8	1 (39)	–	7 (37)	–	–	–

08-12-2011 / Beaver Creek (USA) / Val d'Isère (FRA) / 0490

Page 2/3

www.fisalpine.com

Generation Date: THU 8 DEC 2011

Time: 13:22

Document: 25B 1.0



1st MEN'S SLALOM
OVERALL FIS WORLD CUP STANDINGS

Number of Competitors: 94

Rank	FIS Code	Name	NSA	Points	DH	SL	GS	SG	SC	CE
					2 races	1 race	3 races	2 races		
84	50824	DREIER Christoph	AUT	8	–	8 (23)	–	–	–	–
84	290693	PLONER Alexander	ITA	8	–	–	8 (36)	–	–	–
87	530874	GANONG Travis	USA	7	4 (36)	–	–	3 (40)	–	–
87	500656	LARSSON Markus	SWE	7	–	7 (24)	–	–	–	–
89	201811	STECHERT Tobias	GER	6	6 (35)	–	–	–	–	–
90	293098	RAZZOLI Giuliano	ITA	5	–	5 (26)	–	–	–	–
91	103271	THOMSEN Benjamin	CAN	4	–	–	–	4 (38)	–	–
92	6530319	COCHRAN-SIEGLE R.	USA	2	–	–	–	2 (41)	–	–
92	534939	FISHER Erik	USA	2	2 (38)	–	–	–	–	–
92	150644	KRYZL Krystof	CZE	2	–	2 (29)	–	–	–	–

LEGEND

SC Super Combined points	SG Super-G points	Points Overall points	SL Slalom points	CE City Event
GS Giant Slalom points	DH Downhill points			

08-12-2011 / Beaver Creek (USA) / Val d'Isère (FRA) / 0490

Page 3/3

www.fisalpine.com

Generation Date: THU 8 DEC 2011

Time: 13:22

Document: 25B 1.0





AUDI
FIS ALPINE SKI WORLD CUP 2011/12



1st MEN'S SLALOM
MEN FIS NATION CUP

Number of Nations: 13

Rank	NSA	Points	Diff.	DH	SL	GS	SG	SC	CE
1	AUT Austria	1303		368	138	491	306	-	-
2	SUI Switzerland	958	- 345	384	15	192	367	-	-
3	FRA France	722	- 581	229	3	373	117	-	-
4	USA United States of America	688	- 615	154	74	362	98	-	-
5	NOR Norway	580	- 723	92	10	258	220	-	-
6	ITA Italy	494	- 809	87	177	144	86	-	-
7	CAN Canada	334	- 969	64	42	39	189	-	-
8	GER Germany	203	- 1100	21	37	116	29	-	-
9	CRO Croatia	170	- 1133	12	100	58	-	-	-
10	SWE Sweden	137	- 1166	19	74	44	-	-	-
11	FIN Finland	103	- 1200	12	-	82	9	-	-
12	SLO Slovenia	63	- 1240	-	45	-	18	-	-
13	CZE Czech Republic	2	- 1301	-	2	-	-	-	-





AUDI FIS ALPINE SKI WORLD CUP 2011/12



1st MEN'S SLALOM FIS OVERALL NATION CUP

Number of Nations: 16

Rk	NSA	Overall			DH Points			SL Points			GS Points			SG Points			SC Points			CE Points		
		M+W	M	W	M+W	M	W	M+W	M	W	M+W	M	W	M+W	M	W	M+W	M	W	M+W	M	W
1	AUT	2420	1303	1117	575	368	207	332	138	194	881	491	390	632	306	326	-	-	-	-	-	-
2	SUI	1629	958	671	615	384	231	27	15	12	312	192	120	675	367	308	-	-	-	-	-	-
3	USA	1573	688	885	482	154	328	106	74	32	570	362	208	415	98	317	-	-	-	-	-	-
4	FRA	1056	722	334	376	229	147	31	3	28	493	373	120	156	117	39	-	-	-	-	-	-
5	ITA	1001	494	507	255	87	168	236	177	59	265	144	121	245	86	159	-	-	-	-	-	-
6	GER	793	203	590	190	21	169	135	37	98	368	116	252	100	29	71	-	-	-	-	-	-
7	NOR	608	580	28	104	92	12	10	10	-	258	258	-	236	220	16	-	-	-	-	-	-
8	SWE	493	137	356	33	19	14	197	74	123	158	44	114	105	-	105	-	-	-	-	-	-
9	CAN	387	334	53	64	64	-	77	42	35	52	39	13	194	189	5	-	-	-	-	-	-
10	SLO	230	63	167	67	-	67	67	45	22	47	-	47	49	18	31	-	-	-	-	-	-
11	LIE	180	-	180	106	-	106	6	-	6	22	-	22	46	-	46	-	-	-	-	-	-
12	FIN	173	103	70	12	12	-	50	-	50	102	82	20	9	9	-	-	-	-	-	-	-
13	CRO	170	170	-	12	12	-	100	100	-	58	58	-	-	-	-	-	-	-	-	-	-
14	SVK	40	-	40	-	-	-	40	-	40	-	-	-	-	-	-	-	-	-	-	-	-
15	CZE	22	2	20	-	-	-	22	2	20	-	-	-	-	-	-	-	-	-	-	-	-
16	SPA	18	-	18	-	-	-	-	-	-	-	-	-	18	-	18	-	-	-	-	-	-





AUDI
FIS ALPINE SKI WORLD CUP 2011/12



AFTER 1st MEN'S SLALOM
MANUFACTURERS STANDINGS MEN

Number of Manufacturers: 8

Rank	Manufacturer	Points	Diff.	DH	SL	GS	SG	SC	CE
1	Head	1065		335	-	430	300	-	-
2	Salomon	900	- 165	415	-	175	310	-	-
3	Atomic	470	- 595	40	60	330	40	-	-
4	Fischer	270	- 795	-	100	170	-	-	-
5	Rossignol	150	- 915	-	50	-	100	-	-
6	Nordica	100	- 965	-	40	60	-	-	-
7	Voelkl	80	- 985	-	80	-	-	-	-
8	Elan	45	- 1020	-	45	-	-	-	-





AUDI
FIS ALPINE SKI WORLD CUP 2011/12



AFTER 1st MEN'S SLALOM
MANUFACTURERS STANDINGS OVERALL

Number of Manufacturers: 10

Rk	Manuf.	Overall			DH Points			SL Points			GS Points			SG Points			SC Points			CE Points		
		M+W	M	W	M+W	M	W	M+W	M	W	M+W	M	W	M+W	M	W	M+W	M	W	M+W	M	W
1	Head	2140	1065	1075	635	335	300	60	-	60	760	430	330	685	300	385	-	-	-	-	-	-
2	Salomon	940	900	40	415	415	-	40	-	40	175	175	-	310	310	-	-	-	-	-	-	-
3	Atomic	740	470	270	120	40	80	205	60	145	330	330	-	85	40	45	-	-	-	-	-	-
4	Rossignol	580	150	430	120	-	120	130	50	80	140	-	140	190	100	90	-	-	-	-	-	-
5	Fischer	405	270	135	45	-	45	150	100	50	210	170	40	-	-	-	-	-	-	-	-	-
6	Nordica	380	100	280	100	-	100	40	40	-	240	60	180	-	-	-	-	-	-	-	-	-
7	Voelkl	330	80	250	40	-	40	80	80	-	60	-	60	150	-	150	-	-	-	-	-	-
8	Dynastar	105	-	105	105	-	105	-	-	-	-	-	-	-	-	-	-	-	-	-	-	-
9	Stoeckli	80	-	80	-	-	-	-	-	-	-	-	-	80	-	80	-	-	-	-	-	-
10	Elan	45	45	-	-	-	-	45	45	-	-	-	-	-	-	-	-	-	-	-	-	-

