



Best s.r.l. - 23032 Bormio (So) Italy - Via Roma, 131/b - tel. +39 0342 902222 fax +39 0342 911712 - www.bormioonline.com

AUDI FIS ALPINE SKI WORLD CUP 2011/12
Bormio (ITA)
LONGINES®

FIS® 3rd MEN'S DOWNHILL TUE 27 DEC 2011
 SKI WORLD CUP

ALPHABETICAL LIST OF COMPETITORS TRAINING 1

Number of Competitors: 67, Number of NSA: 12

NSA	FIS Code	Name	FIS Points (22th of December 2011 – List 6)					
			DH	SL	GS	SG	SC	
AND (2)	20267	ESTEVE Kevin	34.30 (147)	34.53 (592)	28.41 (395)	34.85 (292)	46.26 (225)	
	20324	OLIVERAS Marc	57.76 (295)	62.22 (1637)	44.17 (917)	39.02 (345)	77.16 (484)	
AUT (12)	51215	BAUMANN Romed	3.30 (5)	36.10 (652)	5.09 (16)	3.41 (11)	4.69 (10)	
	53936	DUERAGER Markus	13.77 (56)	97.20 (2963)	40.15 (784)	17.39 (100)	58.34 (331)	
	53817	FRANZ Max	12.27 (51)	50.62 (1180)	38.78 (718)	5.67 (29)	22.14 (72)	
	53837	KRAMER Manuel	9.10 (40)	175.47 (5070)	30.51 (458)	18.94 (115)	48.63 (250)	
	53981	KROELL Johannes	12.77 (53)	86.49 (2571)	27.84 (377)	26.63 (191)	25.96 (85)	
	50753	KROELL Klaus	1.66 (2)	999.00 (6572)	332.49 (6321)	3.22 (9)	-	
	53902	MAYER Matthias	22.73 (94)	36.73 (677)	21.29 (197)	6.68 (38)	36.46 (151)	
	51327	PUCHNER Joachim	4.72 (17)	73.36 (2076)	29.48 (430)	4.58 (19)	5.77 (24)	
	50742	REICHELTH Hannes	5.42 (24)	587.52 (6470)	4.14 (9)	1.77 (3)	60.41 (342)	
	51005	SCHEIBER Mario	4.17 (13)	39.71 (780)	10.52 (55)	4.77 (22)	7.44 (37)	
53853	SIEBER Bjoern	23.15 (96)	112.96 (3542)	16.68 (121)	6.00 (31)	5.15 (12)		
50858	STREITBERGER Georg	5.17 (21)	374.22 (6300)	70.92 (2004)	3.96 (15)	10.53 (43)		
CAN (5)	102961	DIXON Robbie	6.14 (36)	59.19 (1524)	11.38 (62)	5.44 (27)	47.28 (235)	
	102263	GUAY Erik	4.07 (12)	281.76 (6015)	21.04 (192)	3.84 (13)	168.02 (1246)	
	103090	HELIE Louis-Pierre	20.20 (84)	23.95 (276)	32.56 (519)	12.57 (62)	51.98 (276)	
	102271	HUDEC Jan	5.51 (26)	60.12 (1562)	15.37 (102)	5.16 (24)	46.16 (222)	
	103271	THOMSEN Benjamin	16.99 (72)	54.72 (1341)	40.65 (807)	25.64 (181)	47.78 (243)	
CRO (1)	380292	ZRNCIC-DIM Natko	15.29 (61)	14.81 (116)	25.06 (295)	8.50 (42)	4.26 (8)	
FRA (7)	191591	BERTRAND Yannick	4.85 (20)	580.37 (6462)	45.45 (982)	12.23 (60)	47.30 (237)	
	193034	BOUILLOT Alexandre	27.25 (117)	32.22 (510)	17.29 (131)	14.48 (76)	32.73 (117)	
	191740	CLAREY Johan	4.17 (13)	72.02 (2013)	75.44 (2203)	19.01 (116)	13.18 (48)	
	192932	FAYED Guillermo	5.57 (27)	75.82 (2177)	100.77 (3227)	32.38 (258)	40.59 (179)	
	191964	POISSON David	15.72 (66)	296.90 (6089)	38.16 (699)	25.84 (184)	151.00 (1110)	
	194190	ROGER Brice	26.69 (113)	21.18 (218)	36.38 (635)	17.49 (102)	27.19 (90)	
	192746	THEAUX Adrien	3.89 (10)	55.36 (1367)	15.27 (99)	2.54 (4)	5.36 (19)	
GER (6)	202196	BRANDNER Klaus	28.22 (122)	61.86 (1624)	22.32 (227)	24.75 (169)	34.58 (135)	
	202059	FERSTL Josef	15.30 (62)	57.18 (1444)	32.18 (506)	18.85 (113)	31.84 (108)	
	201606	KEPPLER Stephan	12.56 (52)	605.29 (6483)	58.54 (1504)	4.65 (20)	50.70 (259)	
	200379	SANDER Andreas	10.67 (47)	47.91 (1088)	52.84 (1269)	11.43 (52)	33.45 (124)	



ALPHABETICAL LIST OF COMPETITORS TRAINING 1

Number of Competitors: 67, Number of NSA: 12

NSA	FIS Code	Name	FIS Points (22th of December 2011 – List 6)									
			DH	SL	GS	SG	SC					
GER (6)	201811	STECHE Tobias	6.00	(31)	200.94	(5405)	101.70	(3258)	16.92	(94)	74.49	(455)
	202125	ZEPNIK Philipp	31.41	(131)	77.80	(2247)	14.69	(89)	17.31	(98)	39.89	(174)
ITA (9)	990081	CASSE Mattia	14.63	(58)	25.64	(314)	13.92	(83)	21.20	(138)	16.81	(60)
	292455	FILL Peter	4.75	(19)	61.41	(1609)	18.59	(155)	4.75	(21)	3.71	(5)
	292514	HEEL Werner	5.65	(28)	259.14	(5892)	49.14	(1130)	5.05	(23)	8.98	(39)
	293006	INNERHOFER Christof	3.68	(9)	15.65	(121)	17.45	(136)	2.77	(6)	0.90	(2)
	294277	KLOTZ Siegmara	19.60	(83)	44.98	(981)	37.14	(667)	23.32	(157)	23.28	(76)
	293550	MARSAGLIA Matteo	10.11	(45)	27.99	(375)	11.65	(65)	8.78	(45)	5.54	(21)
	294904	PANGRAZZI Paolo	21.17	(87)	32.45	(517)	26.09	(330)	19.51	(120)	5.18	(13)
	291459	PARIS Dominik	5.36	(23)	60.46	(1574)	55.12	(1372)	24.40	(168)	5.97	(26)
294911	PATSCHEIDER Hagen	15.45	(64)	117.40	(3684)	12.43	(71)	14.96	(79)	16.29	(57)	
NOR (1)	421328	SVINDAL Aksel Lund	3.64	(8)	15.89	(125)	3.00	(3)	0.70	(2)	2.45	(3)
SLO (6)	561216	KLINE Bostjan	19.23	(81)	33.24	(543)	25.18	(302)	13.38	(67)	23.05	(74)
	561217	KOSI Klemen	45.28	(213)	18.96	(172)	30.97	(472)	34.13	(287)	39.24	(172)
	561085	KRIZAJ Andrej	31.43	(132)	54.86	(1346)	39.84	(768)	15.62	(80)	46.18	(223)
	561087	MARKIC Gasper	15.16	(60)	69.96	(1931)	30.36	(454)	10.74	(50)	31.98	(110)
	561067	PERKO Rok	16.92	(71)	85.11	(2521)	36.57	(641)	12.76	(64)	33.58	(125)
	560447	SPORN Andrej	4.74	(18)	48.28	(1095)	56.89	(1442)	17.28	(96)	39.02	(170)
SUI (11)	510030	CUCHE Didier	0.00	(1)	999.00	(6572)	5.11	(17)	0.00	(1)	9.00	(40)
	510727	DEFAGO Didier	3.95	(11)	84.79	(2506)	6.60	(36)	5.24	(25)	5.22	(16)
	511383	FEUZ Beat	2.41	(4)	34.82	(607)	12.63	(73)	3.03	(7)	5.28	(18)
	511527	GEHRIG Marc	24.32	(100)	30.95	(457)	20.71	(186)	33.91	(284)	54.62	(299)
	511529	GISIN Marc	5.99	(30)	28.44	(389)	18.54	(153)	25.51	(178)	17.08	(63)
	510747	GRUENENFELDER Tobias	21.96	(90)	580.37	(6462)	29.07	(415)	4.41	(18)	53.98	(295)
	510767	HOFFMANN Ambrosi	5.43	(25)	408.26	(6354)	50.96	(1204)	18.35	(109)	-	
	511139	KUENG Patrick	4.65	(15)	43.46	(920)	34.41	(572)	5.54	(28)	38.66	(167)
	511142	LUEOEND Vitus	12.15	(49)	31.95	(503)	20.08	(176)	20.73	(133)	32.46	(113)
	511847	MANI Nils	26.55	(112)	25.61	(312)	28.60	(402)	14.40	(75)	51.16	(265)
510890	ZURBRIGGEN Silvan	3.55	(7)	5.26	(22)	32.12	(504)	5.35	(26)	3.97	(7)	
SWE (1)	501076	OLSSON Hans	12.23	(50)	20.02	(192)	28.87	(410)	6.00	(31)	5.91	(25)
USA (6)	530874	GANONG Travis	9.03	(39)	63.44	(1687)	26.52	(345)	13.98	(71)	84.34	(548)
	930024	MAPLE Wiley	14.28	(57)	36.53	(670)	30.18	(447)	19.40	(119)	31.57	(105)
	532431	MILLER Bode	3.44	(6)	10.68	(72)	5.50	(22)	2.64	(5)	5.99	(28)
	533131	SULLIVAN Marco	7.02	(38)	210.48	(5504)	38.17	(700)	6.56	(37)	122.17	(882)
	531156	TARBERRY Ace	48.35	(229)	22.83	(253)	15.64	(109)	18.69	(111)	36.23	(149)
	530939	WEIBRECHT Andrew	6.35	(37)	83.63	(2458)	33.88	(553)	6.00	(31)	6.60	(34)

LEGEND	DH Downhill	SL Slalom	GS Giant Slalom	SG Super-G	SC Super Combined
---------------	--------------------	------------------	------------------------	-------------------	--------------------------

27-12-2011 / Bormio (ITA) / 0817

Page 2/2

Data Processing by LONGINES

www.fisalpine.com

LONGINES Timing

Generation Date: MON 26 DEC 2011

Time: 21:10

Document: 32E 1.0





Best s.r.l. - 23032 Bormio (So) Italy - Via Roma, 131/b - tel. +39 0342 902222 fax +39 0342 911712 - www.bormioonline.com

AUDI FIS ALPINE SKI WORLD CUP 2011/12
Bormio (ITA)

3rd MEN'S DOWNHILL **TUE 27 DEC 2011**
Start Time: 11:45

DRAW LIST BY POINTS TRAINING 1

Number of Competitors: 67, Number of NSA: 12 Ranked 100 in the FIS List: **GEHRIG M.** FIS Pts: 24.32

No.	FIS Code	Name	NSA	WCSL-DH	WCSL-O	FIS-DH
1	510030	CUCHE Didier	SUI	612 (1)	1087 (3)	0.00 (1)
2	50753	KROELL Klaus	AUT	461 (2)	644 (12)	1.66 (2)
3	511383	FEUZ Beat	SUI	392 (4)	689 (10)	2.41 (3)
4	51215	BAUMANN Romed	AUT	311 (5)	749 (7)	3.30 (4)
5	532431	MILLER Bode	USA	298 (6)	702 (9)	3.44 (5)
6	510890	ZURBRIGGEN Silvan	SUI	288 (7)	633 (13)	3.55 (6)
7	421328	SVINDAL Aksel Lund	NOR	280 (8)	1152 (2)	3.64 (7)
8	293006	INNERHOFER Christof	ITA	277 (9)	783 (6)	3.68 (8)
9	192746	THEAUX Adrien	FRA	257 (10)	544 (17)	3.89 (9)
10	510727	DEFAGO Didier	SUI	252 (11)	459 (22)	3.95 (10)
11	102263	GUAY Erik	CAN	241 (12)	395 (24)	4.07 (11)
12	51005	SCHEIBER Mario	AUT	232 (13)	342 (29)	4.17 (13)
13	191740	CLAREY Johan	FRA	232 (13)	263 (37)	4.17 (12)
14	511139	KUENG Patrick	SUI	188 (15)	262 (38)	4.65 (14)
15	51327	PUCHNER Joachim	AUT	182 (17)	352 (27)	4.72 (15)
16	+500 50742	REICHELT Hannes	AUT	118 (24)	586 (15)	5.42 (21)
17	560447	SPORN Andrej	SLO	180 (18)	212 (45)	4.74 (16)
18	292455	FILL Peter	ITA	179 (19)	461 (21)	4.75 (17)
19	191591	BERTRAND Yannick	FRA	170 (20)	216 (44)	4.85 (18)
20	50858	STREITBERGER Georg	AUT	141 (21)	289 (32)	5.17 (19)
21	291459	PARIS Dominik	ITA	123 (23)	166 (54)	5.36 (20)
22	510767	HOFFMANN Ambrosi	SUI	117 (25)	130 (68)	5.43 (22)
23	102271	HUDEC Jan	CAN	110 (26)	202 (47)	5.51 (23)
24	192932	FAYED Guillermo	FRA	104 (27)	108 (73)	5.57 (24)
25	292514	HEEL Werner	ITA	97 (28)	209 (46)	5.65 (25)
26	511529	GISIN Marc	SUI	66 (30)	88 (85)	5.99 (26)
27	501076	OLSSON Hans	SWE	65 (31)	154 (57)	12.23 (36)
28	102961	DIXON Robbie	CAN	50 (36)	133 (67)	6.14 (28)
29	201606	KEPPLER Stephan	GER	47 (37)	163 (56)	12.56 (38)
30	293550	MARSAGLIA Matteo	ITA	37 (40)	151 (59)	10.11 (33)
31	201811	STECHERT Tobias	GER	21 (44)	39 (114)	6.00 (27)
32	530939	WEIBRECHT Andrew	USA	11 (56)	65 (94)	6.35 (29)
33	533131	SULLIVAN Marco	USA	18 (46)	36 (115)	7.02 (30)
34	530874	GANONG Travis	USA	18 (46)	28 (122)	9.03 (31)
35	53837	KRAMER Manuel	AUT	-	22 (126)	9.10 (32)
36	200379	SANDER Andreas	GER	18 (46)	31 (119)	10.67 (34)



DRAW LIST BY POINTS TRAINING 1
Number of Competitors: 67, Number of NSA: 12 Ranked 100 in the FIS List: GEHRIG M. FIS Pts: 24.32

No.	FIS Code	Name	NSA	WCSL-DH	WCSL-O	FIS-DH
37	511142	LUEOEND Vitus	SUI	7 (63)	13 (137)	12.15 (35)
38	53817	FRANZ Max	AUT	19 (45)	97 (78)	12.27 (37)
39	53981	KROELL Johannes	AUT	-	-	12.77 (39)
40	53936	DUERAGER Markus	AUT	-	-	13.77 (40)
41	930024	MAPLE Wiley	USA	-	2 (170)	14.28 (41)
42	990081	CASSE Mattia	ITA	1 (69)	9 (150)	14.63 (42)
43	561087	MARKIC Gasper	SLO	18 (46)	41 (110)	15.16 (43)
44	380292	ZRNCIC-DIM Natko	CRO	11 (56)	144 (60)	15.29 (44)
45	202059	FERSTL Josef	GER	-	-	15.30 (45)
46	294911	PATSCHIEDER Hagen	ITA	8 (61)	13 (137)	15.45 (46)
47	191964	POISSON David	FRA	26 (42)	26 (124)	15.72 (47)
48	561067	PERKO Rok	SLO	7 (63)	22 (126)	16.92 (48)
49	103271	THOMSEN Benjamin	CAN	27 (41)	33 (117)	16.99 (49)
50	561216	KLINE Bostjan	SLO	13 (54)	13 (137)	19.23 (50)
51	294277	KLOTZ Siegmur	ITA	9 (60)	43 (107)	19.60 (51)
52	103090	HELIE Louis-Pierre	CAN	16 (53)	16 (133)	20.20 (52)
53	294904	PANGRAZZI Paolo	ITA	-	81 (87)	21.17 (53)
54	510747	GRUENENFELDER Tobias	SUI	17 (50)	144 (60)	21.96 (54)
55	53902	MAYER Matthias	AUT	-	50 (104)	22.73 (55)
56	53853	SIEBER Bjoern	AUT	-	89 (83)	23.15 (56)
57	511527	GEHRIG Marc	SUI	-	-	= 24.32 (57)
58	511847	MANI Nils	SUI	-	-	> 26.55 (58)
59	194190	ROGER Brice	FRA	-	-	> 26.69 (59)
60	193034	BOUILLOT Alexandre	FRA	-	-	> 27.25 (60)
61	202196	BRANDNER Klaus	GER	-	-	> 28.22 (61)
62	202125	ZEPNIK Philipp	GER	-	-	> 31.41 (62)
63	561085	KRIZAJ Andrej	SLO	-	3 (167)	> 31.43 (63)
64	20267	ESTEVE Kevin	AND	-	-	> 34.30 (64)
65	561217	KOSI Klemen	SLO	-	-	> 45.28 (65)
66	531156	TARBERRY Ace	USA	-	-	> 48.35 (66)
67	20324	OLIVERAS Marc	AND	-	-	> 57.76 (67)

LEGEND

+500 More than 500 points on WCSL-O after 15th place or after 30th place
WCSL-DH World Cup Start List points for Downhill
FIS-DH FIS points for Downhill

WCSL-O Overall WCSL points
No. Control Number

27-12-2011 / Bormio (ITA) / 0817

Page 2/2

Data Processing by LONGINES

www.fisalpine.com

LONGINES Timing

Generation Date: MON 26 DEC 2011

Time: 21:09

Document: 45B 1.0





Best s.r.l. - 23032 Bormio (So) Italy - Via Roma, 131/b - tel. +39 0342 902222 fax +39 0342 911712 - www.bormioonline.com

AUDI FIS ALPINE SKI WORLD CUP 2011/12
Bormio (ITA)
LONGINES®

3rd MEN'S DOWNHILL
START LIST TRAINING 1
 TUE 27 DEC 2011
 Start Time: 11:45

Jury			Technical Data	
TD FIS	P. BLOCH	SUI	Course Name	Stelvio
Referee	G. HUJARA	FIS	Start Altitude	2255 m
Assistant Referee	H. SCHMALZL	FIS	Finish Altitude	1245m
Chief of Race	M. RINALDI	ITA	Vertical Drop	1010 m
			Course Length	3270 m
			Homologation Number	8406/02/07

Race Information				
Course Setter	H. SCHMALZL	FIS		
Number of Gates	43			
Start Time	11:45			
Forerunners	A - A. PLANCK	ITA	E - M. DE VETTORI	ITA
	B - A. RAVELLI	ITA	F - H. BATTILANI	ITA
	C - C. BERETTA	ITA	G - D. CAZZANIGA	ITA
	D - A. HOFER	ITA	H - J. GIACOMELLI	ITA

Number of Competitors: 67, Number of NSA: 12

Bib	FIS Code	Name	Year of Birth	Nation	Time	Ski
1	292514	HEEL Werner	1982	ITA		Head
2	510767	HOFFMANN Ambrosi	1977	SUI		Nordica
3	192932	FAYED Guillermo	1985	FRA		Head
4	102271	HUDEC Jan	1981	CAN		Rossignol
5	291459	PARIS Dominik	1989	ITA		Nordica
6	201606	KEPPLER Stephan	1983	GER		Head
7	501076	OLSSON Hans	1984	SWE		Head
8	191740	CLAREY Johan	1981	FRA		Head
9	510890	ZURBRIGGEN Silvan	1981	SUI		Rossignol
10	51005	SCHEIBER Mario	1983	AUT		Atomic
11	510727	DEFAGO Didier	1977	SUI		Rossignol
12	50753	KROELL Klaus	1980	AUT		Salomon
13	102263	GUAY Erik	1981	CAN		Atomic
14	51215	BAUMANN Romed	1986	AUT		Salomon
15	192746	THEAUX Adrien	1984	FRA		Salomon
16	511383	FEUZ Beat	1987	SUI		Salomon
17	511139	KUENG Patrick	1984	SUI		Salomon
18	51327	PUCHNER Joachim	1987	AUT		Atomic
19	421328	SVINDAL Aksel Lund	1982	NOR		Head
20	510030	CUCHE Didier	1974	SUI		Head
21	532431	MILLER Bode	1977	USA		Head
22	50742	REICHELTL Hannes	1980	AUT		Salomon



Number of Competitors: 67, Number of NSA: 12

Bib	FIS Code	Name	Year of Birth	Nation	Time	Ski
23	102961	DIXON Robbie	1985	CAN		Rossignol
24	511529	GISIN Marc	1988	SUI		Nordica
25	560447	SPORN Andrej	1981	SLO		Elan
26	191591	BERTRAND Yannick	1980	FRA		Atomic
27	50858	STREITBERGER Georg	1981	AUT		Fischer
28	292455	FILL Peter	1982	ITA		Atomic
29	293550	MARSAGLIA Matteo	1985	ITA		Rossignol
30	293006	INNERHOFER Christof	1984	ITA		Rossignol
31	201811	STECHELT Tobias	1985	GER		Head
32	530939	WEIBRECHT Andrew	1986	USA		Rossignol
33	533131	SULLIVAN Marco	1980	USA		Rossignol
34	530874	GANONG Travis	1988	USA		Atomic
35	53837	KRAMER Manuel	1989	AUT		Atomic
36	200379	SANDER Andreas	1989	GER		Atomic
37	511142	LUEOEND Vitus	1984	SUI		Salomon
38	53817	FRANZ Max	1989	AUT		Atomic
39	53981	KROELL Johannes	1991	AUT		Salomon
40	53936	DUERAGER Markus	1990	AUT		Fischer
41	930024	MAPLE Wiley	1990	USA		Atomic
42	990081	CASSE Mattia	1990	ITA		Rossignol
43	561087	MARKIC Gasper	1986	SLO		Elan
44	380292	ZRNCIC-DIM Natko	1986	CRO		Atomic
45	202059	FERSTL Josef	1988	GER		Nordica
46	294911	PATSCHIEDER Hagen	1988	ITA		Atomic
47	191964	POISSON David	1982	FRA		Salomon
48	561067	PERKO Rok	1985	SLO		Stoekli
49	103271	THOMSEN Benjamin	1987	CAN		Head
50	561216	KLINE Bostjan	1991	SLO		Stoekli
51	294277	KLOTZ Siegmund	1987	ITA		Nordica
52	103090	HELIE Louis-Pierre	1986	CAN		Head
53	294904	PANGRAZZI Paolo	1988	ITA		Rossignol
54	510747	GRUENENFELDER Tobias	1977	SUI		Stoekli
55	53902	MAYER Matthias	1990	AUT		Head
56	53853	SIEBER Bjoern	1989	AUT		Atomic
57	511527	GEHRIG Marc	1988	SUI		
58	511847	MANI Nils	1992	SUI		Stoekli
59	194190	ROGER Brice	1990	FRA		Rossignol
60	193034	BOUILLOT Alexandre	1985	FRA		
61	202196	BRANDNER Klaus	1990	GER		
62	202125	ZEPNIK Philipp	1988	GER		
63	561085	KRIZAJ Andrej	1986	SLO		Elan
64	20267	ESTEVE Kevin	1989	AND		
65	561217	KOSI Klemen	1991	SLO		Stoekli
66	531156	TARBERRY Ace	1988	USA		
67	20324	OLIVERAS Marc	1991	AND		



Best s.r.l. - 23032 Bormio (So) Italy - Via Roma, 131/b - tel. +39 0342 902222 fax +39 0342 911712 - www.bormioonline.com

AUDI FIS ALPINE SKI WORLD CUP 2011/12
Bormio (ITA)
LONGINES®

3rd MEN'S DOWNHILL
RESULTS TRAINING 1 BY RANK
 TUE 27 DEC 2011
 Start Time: 11:45

Jury			Technical Data	
TD FIS	P. BLOCH	SUI	Course Name	Stelvio
Referee	G. HUJARA	FIS	Start Altitude	2255 m
Assistant Referee	H. SCHMALZL	FIS	Finish Altitude	1245 m
Chief of Race	M. RINALDI	ITA	Vertical Drop	1010 m
			Course Length	3270 m
			Homologation Number	8406/02/07

Race Information				
Course Setter	H. SCHMALZL	FIS		
Number of Gates	43			
Start Time	11:45			
Forerunners	A - A. PLANCK	ITA	E - M. DE VETTORI	ITA
	B - A. RAVELLI	ITA	F - H. BATTILANI	ITA
	C - C. BERETTA	ITA	G - D. CAZZANIGA	ITA
	D - A. HOFER	ITA	H - J. GIACOMELLI	ITA

Number of Competitors: 67, Number of NSA: 12

Rank	Bib	FIS Code	Name	Year of Birth	Nation	Time	Diff.	Dist. (m)	Ski
1	6	201606	KEPLER Stephan	1983	GER	2:01.15			Head
2	29	293550	MARSAGLIA Matteo	1985	ITA	2:01.49	0.34	9.15	Rossignol
3	28	292455	FILL Peter	1982	ITA	2:01.56	0.41	11.03	Atomic
4	17	511139	KUENG Patrick	1984	SUI	2:01.63	0.48	12.90	Salomon
5	15	192746	THEAUX Adrien	1984	FRA	2:01.70	0.55	14.78	Salomon
6	20	510030	CUCHE Didier	1974	SUI	2:01.96	0.81	21.72	Head
7	12	50753	KROELL Klaus	1980	AUT	2:02.01	0.86	23.05	Salomon
8	37	511142	LUEOEND Vitus	1984	SUI	2:02.56	1.41	37.62	Salomon
9	13	102263	GUAY Erik	1981	CAN	2:02.63	1.48	39.47	Atomic
10	21	532431	MILLER Bode	1977	USA	2:02.64	1.49	39.73	Head
11	11	510727	DEFAGO Didier	1977	SUI	2:02.65	1.50	39.99	Rossignol
12	26	191591	BERTRAND Yannick	1980	FRA	2:02.73	1.58	42.10	Atomic
13	7	501076	OLSSON Hans	1984	SWE	2:02.97	1.82	48.40	Head
14	23	102961	DIXON Robbie	1985	CAN	2:03.11	1.96	52.06	Rossignol
15	5	291459	PARIS Dominik	1989	ITA	2:03.12	1.97	52.32	Nordica
16	3	192932	FAYED Guillermo	1985	FRA	2:03.15	2.00	53.11	Head
17	22	50742	REICHELTH Hannes	1980	AUT	2:03.19	2.04	54.15	Salomon
18	19	421328	SVINDAL Aksel Lund	1982	NOR	2:03.21	2.06	54.67	Head
19	27	50858	STREITBERGER Georg	1981	AUT	2:03.24	2.09	55.46	Fischer

#746 _____



Number of Competitors: 67, Number of NSA: 12

Rank	Bib	FIS Code	Name	Year of Birth	Nation	Time	Diff.	Dist. (m)	Ski
19	2	510767	HOFFMANN Ambrosi	1977	SUI	2:03.24	2.09	55.46	Nordica
21	4	102271	HUDEC Jan	1981	CAN	2:03.26	2.11	55.98	Rossignol
22	54	510747	GRUENENFELDER Tobias	1977	SUI	2:03.28	2.13	56.50	Stoeckli
23	31	201811	STECHELT Tobias	1985	GER	2:03.49	2.34	61.96	Head
24	35	53837	KRAMER Manuel	1989	AUT	2:03.50	2.35	62.22	Atomic
25	16	511383	FEUZ Beat	1987	SUI	2:03.57	2.42	64.04	Salomon
26	18	51327	PUCHNER Joachim	1987	AUT	2:03.60	2.45	64.82	Atomic
27	10	51005	SCHEIBER Mario	1983	AUT	2:03.68	2.53	66.89	Atomic
28	44	380292	ZRNCIC-DIM Natko	1986	CRO	2:03.73	2.58	68.19	Atomic
29	25	560447	SPORN Andrej	1981	SLO	2:03.81	2.66	70.25	Elan
30	47	191964	POISSON David	1982	FRA	2:03.87	2.72	71.80	Salomon
31	46	294911	PATSCHIEDER Hagen	1988	ITA	2:03.95	2.80	73.87	Atomic
32	59	194190	ROGER Brice	1990	FRA	2:03.99	2.84	74.90	Rossignol
33	1	292514	HEEL Werner	1982	ITA	2:04.18	3.03	79.79	Head
34	14	51215	BAUMANN Romed	1986	AUT	2:04.21	3.06	80.56	Salomon
35	49	103271	THOMSEN Benjamin	1987	CAN	2:04.30	3.15	82.87	Head
36	51	294277	KLOTZ Siegmund	1987	ITA	2:04.31	3.16	83.12	Nordica
37	42	990081	CASSE Mattia	1990	ITA	2:04.49	3.34	87.73	Rossignol
38	55	53902	MAYER Matthias	1990	AUT	2:04.69	3.54	92.84	Head
39	9	510890	ZURBRIGGEN Silvan	1981	SUI	2:04.71	3.56	93.35	Rossignol
40	33	533131	SULLIVAN Marco	1980	USA	2:04.77	3.62	94.87	Rossignol
41	39	53981	KROELL Johannes	1991	AUT	2:04.87	3.72	97.42	Salomon
42	53	294904	PANGRAZZI Paolo	1988	ITA	2:05.07	3.92	102.49	Rossignol
43	41	930024	MAPLE Wiley	1990	USA	2:05.73	4.58	119.12	Atomic
44	60	193034	BOUILLOT Alexandre	1985	FRA	2:05.93	4.78	124.12	
45	38	53817	FRANZ Max	1989	AUT	2:05.98	4.83	125.37	Atomic
46	50	561216	KLINE Bostjan	1991	SLO	2:05.99	4.84	125.62	Stoeckli
47	45	202059	FERSTL Josef	1988	GER	2:06.01	4.86	126.12	Nordica
48	57	511527	GEHRIG Marc	1988	SUI	2:06.32	5.17	133.83	
49	56	53853	SIEBER Bjoern	1989	AUT	2:06.39	5.24	135.57	Atomic
50	43	561087	MARKIC Gasper	1986	SLO	2:06.47	5.32	137.55	Elan
51	63	561085	KRIZAJ Andrej	1986	SLO	2:06.73	5.58	143.98	Elan
52	40	53936	DUERAGER Markus	1990	AUT	2:06.98	5.83	150.13	Fischer
53	58	511847	MANI Nils	1992	SUI	2:07.05	5.90	151.85	Stoeckli
54	62	202125	ZEPNIK Philipp	1988	GER	2:07.97	6.82	174.27	
55	52	103090	HELIE Louis-Pierre	1986	CAN	2:08.41	7.26	184.88	Head
56	61	202196	BRANDNER Klaus	1990	GER	2:09.10	7.95	201.37	
57	32	530939	WEIBRECHT Andrew	1986	USA	2:09.71	8.56	215.80	Rossignol
58	24	511529	GISIN Marc	1988	SUI	2:10.09	8.94	224.72	Nordica
59	67	20324	OLIVERAS Marc	1991	AND	2:10.48	9.33	233.82	
60	48	561067	PERKO Rok	1985	SLO	2:10.63	9.48	237.31	Stoeckli
61	65	561217	KOSI Klemen	1991	SLO	6:49.75	4:48.60	2303.17	Stoeckli
62	66	531156	TARBERRY Ace	1988	USA	7:39.38	5:38.23	2407.62	
	30	293006	INNERHOFER Christof	1984	ITA	DNS			Rossignol
	36	200379	SANDER Andreas	1989	GER	DNS			Atomic

#746 _____





Audi
FIS Ski World Cup

AUDI FIS ALPINE SKI WORLD CUP 2011/12
Bormio (ITA)



3rd MEN'S DOWNHILL
RESULTS TRAINING 1 BY RANK

TUE 27 DEC 2011
Start Time: 11:45

Number of Competitors: 67, Number of NSA: 12

Rank	Bib	FIS Code	Name	Year of Birth	Nation	Time	Diff.	Dist. (m)	Ski
	8	191740	CLAREY Johan	1981	FRA	DNF			Head
	34	530874	GANONG Travis	1988	USA	DNF			Atomic
	64	20267	ESTEVE Kevin	1989	AND	DNF			

Technical Delegate:
P. BLOCH (SUI) #746

LEGEND
DNS Did Not Start DNF Did Not Finish

27-12-2011 / Bormio (ITA) / 0817

Page 3/3

Data Processing by LONGINES

www.fisalpine.com

LONGINES Timing

Generation Date: TUE 27 DEC 2011

Time: 15:00

Document: 74B 1.0





Best s.r.l. - 23032 Bormio (So) Italy - Via Roma, 131/b - tel. +39 0342 902222 fax +39 0342 911712 - www.bormioonline.com

AUDI FIS ALPINE SKI WORLD CUP 2011/12
Bormio (ITA)

3rd MEN'S DOWNHILL
RESULTS TRAINING 1 BY BIB
TUE 27 DEC 2011
Start Time: 11:45

Jury			Technical Data	
TD FIS	P. BLOCH	SUI	Course Name	Stelvio
Referee	G. HUJARA	FIS	Start Altitude	2255 m
Assistant Referee	H. SCHMALZL	FIS	Finish Altitude	1245 m
Chief of Race	M. RINALDI	ITA	Vertical Drop	1010 m
			Course Length	3270 m
			Homologation Number	8406/02/07

Race Information

Course Setter	H. SCHMALZL	FIS
Number of Gates	43	
Start Time	11:45	
Forerunners	A - A. PLANCK B - A. RAVELLI C - C. BERETTA D - A. HOFER	ITA ITA ITA ITA
	E - M. DE VETTORI F - H. BATTILANI G - D. CAZZANIGA H - J. GIACOMELLI	ITA ITA ITA ITA

Number of Competitors: 67, Number of NSA: 12

Bib	FIS Code	Name	Year of Birth	Nation	Time	Rank	Ski
1	292514	HEEL Werner	1982	ITA	2:04.18	(33)	Head
2	510767	HOFFMANN Ambrosi	1977	SUI	2:03.24	(19)	Nordica
3	192932	FAYED Guillermo	1985	FRA	2:03.15	(16)	Head
4	102271	HUDEC Jan	1981	CAN	2:03.26	(21)	Rossignol
5	291459	PARIS Dominik	1989	ITA	2:03.12	(15)	Nordica
6	201606	KEPPLER Stephan	1983	GER	2:01.15	(1)	Head
7	501076	OLSSON Hans	1984	SWE	2:02.97	(13)	Head
8	191740	CLAREY Johan	1981	FRA	DNF		Head
9	510890	ZURBRIGGEN Silvan	1981	SUI	2:04.71	(39)	Rossignol
10	51005	SCHEIBER Mario	1983	AUT	2:03.68	(27)	Atomic
11	510727	DEFAGO Didier	1977	SUI	2:02.65	(11)	Rossignol
12	50753	KROELL Klaus	1980	AUT	2:02.01	(7)	Salomon
13	102263	GUAY Erik	1981	CAN	2:02.63	(9)	Atomic
14	51215	BAUMANN Romed	1986	AUT	2:04.21	(34)	Salomon
15	192746	THEAUX Adrien	1984	FRA	2:01.70	(5)	Salomon
16	511383	FEUZ Beat	1987	SUI	2:03.57	(25)	Salomon
17	511139	KUENG Patrick	1984	SUI	2:01.63	(4)	Salomon
18	51327	PUCHNER Joachim	1987	AUT	2:03.60	(26)	Atomic
19	421328	SVINDAL Aksel Lund	1982	NOR	2:03.21	(18)	Head
20	510030	CUCHE Didier	1974	SUI	2:01.96	(6)	Head
21	532431	MILLER Bode	1977	USA	2:02.64	(10)	Head





Audi
FIS Ski World Cup

AUDI FIS ALPINE SKI WORLD CUP 2011/12

Bormio (ITA)



SKI WORLD CUP

3rd MEN'S DOWNHILL

TUE 27 DEC 2011

RESULTS TRAINING 1 BY BIB

Start Time: 11:45

Number of Competitors: 67, Number of NSA: 12

Bib	FIS Code	Name	Year of Birth	Nation	Time	Rank	Ski
22	50742	REICHELT Hannes	1980	AUT	2:03.19	(17)	Salomon
23	102961	DIXON Robbie	1985	CAN	2:03.11	(14)	Rossignol
24	511529	GISIN Marc	1988	SUI	2:10.09	(58)	Nordica
25	560447	SPORN Andrej	1981	SLO	2:03.81	(29)	Elan
26	191591	BERTRAND Yannick	1980	FRA	2:02.73	(12)	Atomic
27	50858	STREITBERGER Georg	1981	AUT	2:03.24	(19)	Fischer
28	292455	FILL Peter	1982	ITA	2:01.56	(3)	Atomic
29	293550	MARSAGLIA Matteo	1985	ITA	2:01.49	(2)	Rossignol
30	293006	INNERHOFER Christof	1984	ITA	DNS		Rossignol
31	201811	STECHERT Tobias	1985	GER	2:03.49	(23)	Head
32	530939	WEIBRECHT Andrew	1986	USA	2:09.71	(57)	Rossignol
33	533131	SULLIVAN Marco	1980	USA	2:04.77	(40)	Rossignol
34	530874	GANONG Travis	1988	USA	DNF		Atomic
35	53837	KRAMER Manuel	1989	AUT	2:03.50	(24)	Atomic
36	200379	SANDER Andreas	1989	GER	DNS		Atomic
37	511142	LUEOEND Vitus	1984	SUI	2:02.56	(8)	Salomon
38	53817	FRANZ Max	1989	AUT	2:05.98	(45)	Atomic
39	53981	KROELL Johannes	1991	AUT	2:04.87	(41)	Salomon
40	53936	DUERAGER Markus	1990	AUT	2:06.98	(52)	Fischer
41	930024	MAPLE Wiley	1990	USA	2:05.73	(43)	Atomic
42	990081	CASSE Mattia	1990	ITA	2:04.49	(37)	Rossignol
43	561087	MARKIC Gasper	1986	SLO	2:06.47	(50)	Elan
44	380292	ZRNCIC-DIM Natko	1986	CRO	2:03.73	(28)	Atomic
45	202059	FERSTL Josef	1988	GER	2:06.01	(47)	Nordica
46	294911	PATSCHEIDER Hagen	1988	ITA	2:03.95	(31)	Atomic
47	191964	POISSON David	1982	FRA	2:03.87	(30)	Salomon
48	561067	PERKO Rok	1985	SLO	2:10.63	(60)	Stoeckli
49	103271	THOMSEN Benjamin	1987	CAN	2:04.30	(35)	Head
50	561216	KLINE Bostjan	1991	SLO	2:05.99	(46)	Stoeckli
51	294277	KLOTZ Siegmund	1987	ITA	2:04.31	(36)	Nordica
52	103090	HELIE Louis-Pierre	1986	CAN	2:08.41	(55)	Head
53	294904	PANGRAZZI Paolo	1988	ITA	2:05.07	(42)	Rossignol
54	510747	GRUENENFELDER Tobias	1977	SUI	2:03.28	(22)	Stoeckli
55	53902	MAYER Matthias	1990	AUT	2:04.69	(38)	Head
56	53853	SIEBER Bjoern	1989	AUT	2:06.39	(49)	Atomic
57	511527	GEHRIG Marc	1988	SUI	2:06.32	(48)	
58	511847	MANI Nils	1992	SUI	2:07.05	(53)	Stoeckli
59	194190	ROGER Brice	1990	FRA	2:03.99	(32)	Rossignol
60	193034	BOUILLOT Alexandre	1985	FRA	2:05.93	(44)	
61	202196	BRANDNER Klaus	1990	GER	2:09.10	(56)	
62	202125	ZEPNIK Philipp	1988	GER	2:07.97	(54)	
63	561085	KRIZAJ Andrej	1986	SLO	2:06.73	(51)	Elan
64	20267	ESTEVE Kevin	1989	AND	DNF		
65	561217	KOSI Klemen	1991	SLO	6:49.75	(61)	Stoeckli
66	531156	TARBERRY Ace	1988	USA	7:39.38	(62)	
67	20324	OLIVERAS Marc	1991	AND	2:10.48	(59)	

27-12-2011 / Bormio (ITA) / 0817

Page 2/3

Data Processing by LONGINES

www.fisalpine.com

LONGINES Timing

Generation Date: TUE 27 DEC 2011

Time: 15:00

Document: 74A 1.0



LEGEND
DNF Did Not Finish DNS Did Not Start

27-12-2011 / Bormio (ITA) / 0817

Page 3/3

Data Processing by LONGINES

www.fisalpine.com

LONGINES Timing

Generation Date: TUE 27 DEC 2011

Time: 15:00



Document: 74A 1.0






Best s.r.l. - 23032 Bormio (So) Italy - Via Roma, 131/b - tel. +39 0342 902222 fax +39 0342 911712 - www.bormioonline.com

AUDI FIS ALPINE SKI WORLD CUP 2011/12
Bormio (ITA)

3rd MEN'S DOWNHILL
 TUE 27 DEC 2011



PERFORMANCE ANALYSIS 1 TRAINING 1

Number of Competitors: 62

Rank	Bib	Name	Nation	Positions			Partials			Difference		Speed									
				Pos.	Time	Rank	Pos.	Time	Rank	Time	Dist(m)	Pos.	Km/h	Rank							
1	6	KEPPLER Stephan	GER	Int1: 11.57 (5)	Int2: 31.86 (4)	Int3: 54.52 (1)	I1-I2: 20.29 (8)	I2-I3: 22.66 (3)	I3-I4: 35.44 (4)	I4-I5: 11.85 (2)	I5-Fin: 19.34 (10)	0.07	0.15	0.00	0.01	0.00	Sp1: 110.41 (6)	Sp2: 114.16 (6)	Avg.: 97.17		
2	29	MARSAGLIA Matteo	ITA	Int1: 11.55 (3)	Int2: 32.07 (17)	Int3: 54.90 (10)	I1-I2: 20.52 (25)	I2-I3: 22.83 (8)	I3-I4: 35.16 (1)	I4-I5: 12.10 (7)	I5-Fin: 19.33 (8)	0.05	0.36	0.38	0.11	0.35	0.34	9.15	Sp1: 107.16 (31)	Sp2: 109.53 (36)	Avg.: 96.90
3	28	FILL Peter	ITA	Int1: 11.65 (16)	Int2: 31.91 (6)	Int3: 54.57 (3)	I1-I2: 20.26 (5)	I2-I3: 22.66 (3)	I3-I4: 35.38 (3)	I4-I5: 12.23 (12)	I5-Fin: 19.38 (12)	0.15	0.20	0.05	0.00	0.37	0.41	11.03	Sp1: 111.13 (2)	Sp2: 111.34 (27)	Avg.: 96.84
4	17	KUENG Patrick	SUI	Int1: 11.64 (14)	Int2: 31.99 (10)	Int3: 54.81 (9)	I1-I2: 20.35 (11)	I2-I3: 22.82 (7)	I3-I4: 35.86 (13)	I4-I5: 12.09 (6)	I5-Fin: 18.87 (1)	0.14	0.28	0.29	0.72	0.95	0.48	12.90	Sp1: 109.69 (10)	Sp2: 112.97 (14)	Avg.: 96.79
5	15	THEAUX Adrien	FRA	Int1: 11.58 (6)	Int2: 31.94 (8)	Int3: 54.58 (4)	I1-I2: 20.36 (14)	I2-I3: 22.64 (2)	I3-I4: 35.59 (5)	I4-I5: 12.31 (18)	I5-Fin: 19.22 (3)	0.08	0.23	0.06	0.22	0.67	0.55	14.78	Sp1: 109.46 (13)	Sp2: 113.44 (11)	Avg.: 96.73
6	20	CUCHE Didier	SUI	Int1: 11.50 (1)	Int2: 32.06 (15)	Int3: 55.01 (13)	I1-I2: 20.56 (32)	I2-I3: 22.95 (16)	I3-I4: 35.30 (2)	I4-I5: 12.22 (10)	I5-Fin: 19.43 (15)	0.00	0.35	0.49	0.36	0.72	0.81	21.72	Sp1: 105.61 (44)	Sp2: 112.73 (15)	Avg.: 96.52
7	12	KROELL Klaus	AUT	Int1: 11.73 (32)	Int2: 31.90 (5)	Int3: 54.74 (5)	I1-I2: 20.17 (2)	I2-I3: 22.84 (10)	I3-I4: 35.85 (12)	I4-I5: 12.12 (8)	I5-Fin: 19.30 (7)	0.23	0.19	0.22	0.64	0.90	0.86	23.05	Sp1: 111.13 (2)	Sp2: 113.92 (8)	Avg.: 96.48



PERFORMANCE ANALYSIS 1 TRAINING 1
Number of Competitors: 62

Rank	Bib	Name	Nation	Positions			Partials			Difference		Speed		
				Pos.	Time	Rank	Pos.	Time	Rank	Time	Dist(m)	Pos.	Km/h	Rank
8	37	LUEOEND Vitus	SUI	Int1:	11.66	(19)	I1-I2:	20.44	(18)	0.16	37.62	Sp1:	108.53	(21)
				Int2:	32.10	(19)	I2-I3:	23.03	(21)	0.39		Sp2:	113.68	(9)
				Int3:	55.13	(17)	I3-I4:	35.94	(15)	0.61		Avg.:	96.05	
				Int4:	1:31.07	(14)	I4-I5:	12.27	(16)	1.12				
				Int5:	1:43.34	(12)	I5-Fin:	19.22	(3)	1.53				
				Fin:	2:02.56	(8)				1.41				
9	13	GUAY Erik	CAN	Int1:	11.70	(24)	I1-I2:	20.71	(39)	0.20	39.47	Sp1:	108.30	(23)
				Int2:	32.41	(36)	I2-I3:	22.80	(6)	0.70		Sp2:	115.13	(2)
				Int3:	55.21	(21)	I3-I4:	35.62	(6)	0.69		Avg.:	96.00	
				Int4:	1:30.83	(10)	I4-I5:	12.37	(22)	0.88				
				Int5:	1:43.20	(11)	I5-Fin:	19.43	(15)	1.39				
				Fin:	2:02.63	(9)				1.48				
10	21	MILLER Bode	USA	Int1:	11.62	(11)	I1-I2:	20.39	(15)	0.12	39.73	Sp1:	109.69	(10)
				Int2:	32.01	(12)	I2-I3:	22.93	(13)	0.30		Sp2:	113.44	(11)
				Int3:	54.94	(11)	I3-I4:	35.66	(7)	0.42		Avg.:	95.99	
				Int4:	1:30.60	(7)	I4-I5:	12.25	(14)	0.65				
				Int5:	1:42.85	(9)	I5-Fin:	19.79	(39)	1.04				
				Fin:	2:02.64	(10)				1.49				
11	11	DEFAGO Didier	SUI	Int1:	11.70	(24)	I1-I2:	20.50	(23)	0.20	39.99	Sp1:	107.16	(31)
				Int2:	32.20	(28)	I2-I3:	23.27	(39)	0.49		Sp2:	114.89	(3)
				Int3:	55.47	(34)	I3-I4:	35.86	(13)	0.95		Avg.:	95.98	
				Int4:	1:31.33	(21)	I4-I5:	11.84	(1)	1.38				
				Int5:	1:43.17	(10)	I5-Fin:	19.48	(18)	1.36				
				Fin:	2:02.65	(11)				1.50				
12	26	BERTRAND Yannick	FRA	Int1:	11.63	(13)	I1-I2:	20.53	(28)	0.13	42.10	Sp1:	107.16	(31)
				Int2:	32.16	(24)	I2-I3:	23.12	(28)	0.45		Sp2:	113.68	(9)
				Int3:	55.28	(25)	I3-I4:	35.77	(9)	0.76		Avg.:	95.92	
				Int4:	1:31.05	(12)	I4-I5:	12.40	(24)	1.10				
				Int5:	1:43.45	(13)	I5-Fin:	19.28	(6)	1.64				
				Fin:	2:02.73	(12)				1.58				
13	7	OLSSON Hans	SWE	Int1:	11.51	(2)	I1-I2:	20.20	(3)	0.01	48.40	Sp1:	110.64	(5)
				Int2:	31.71	(1)	I2-I3:	22.83	(8)	0.00		Sp2:	113.20	(13)
				Int3:	54.54	(2)	I3-I4:	36.76	(44)	0.02		Avg.:	95.73	
				Int4:	1:31.30	(18)	I4-I5:	12.54	(33)	1.35				
				Int5:	1:43.84	(24)	I5-Fin:	19.13	(2)	2.03				
				Fin:	2:02.97	(13)				1.82				
14	23	DIXON Robbie	CAN	Int1:	11.65	(16)	I1-I2:	20.78	(40)	0.15	52.06	Sp1:	106.05	(40)
				Int2:	32.43	(38)	I2-I3:	23.09	(26)	0.72		Sp2:	110.65	(31)
				Int3:	55.52	(36)	I3-I4:	36.20	(29)	1.00		Avg.:	95.62	
				Int4:	1:31.72	(31)	I4-I5:	12.01	(4)	1.77				
				Int5:	1:43.73	(21)	I5-Fin:	19.38	(12)	1.92				
				Fin:	2:03.11	(14)				1.96				
15	5	PARIS Dominik	ITA	Int1:	11.61	(9)	I1-I2:	20.41	(16)	0.11	52.32	Sp1:	108.76	(19)
				Int2:	32.02	(13)	I2-I3:	23.19	(35)	0.31		Sp2:	112.26	(21)
				Int3:	55.21	(21)	I3-I4:	36.14	(22)	0.69		Avg.:	95.61	
				Int4:	1:31.35	(22)	I4-I5:	12.36	(20)	1.40				
				Int5:	1:43.71	(20)	I5-Fin:	19.41	(14)	1.90				
				Fin:	2:03.12	(15)				1.97				
16	3	FAYED Guillermo	FRA	Int1:	11.72	(30)	I1-I2:	20.27	(6)	0.22	53.11	Sp1:	109.46	(13)
				Int2:	31.99	(10)	I2-I3:	22.97	(17)	0.28		Sp2:	111.34	(27)
				Int3:	54.96	(12)	I3-I4:	36.25	(30)	0.44		Avg.:	95.59	
				Int4:	1:31.21	(17)	I4-I5:	12.38	(23)	1.26				
				Int5:	1:43.59	(17)	I5-Fin:	19.56	(22)	1.78				
				Fin:	2:03.15	(16)				2.00				

PERFORMANCE ANALYSIS 1 TRAINING 1

Number of Competitors: 62

Rank	Bib	Name	Nation	Positions			Partials			Difference		Speed		
				Pos.	Time	Rank	Pos.	Time	Rank	Time	Dist(m)	Pos.	Km/h	Rank
17	22	REICHELTH Hannes	AUT	Int1:	11.74	(37)	I1-I2:	20.53	(28)	0.24	54.15	Sp1:	108.99	(17)
				Int2:	32.27	(31)	I2-I3:	22.78	(5)	0.56		Sp2:	112.73	(15)
				Int3:	55.05	(14)	I3-I4:	35.77	(9)	0.53		Avg.: 95.56		
				Int4:	1:30.82	(9)	I4-I5:	11.86	(3)	0.87				
				Int5:	1:42.68	(6)	I5-Fin:	20.51	(55)	0.87				
				Fin:	2:03.19	(17)	2.04							
18	19	SVINDAL Aksel Lund	NOR	Int1:	11.66	(19)	I1-I2:	20.45	(20)	0.16	54.67	Sp1:	107.16	(31)
				Int2:	32.11	(20)	I2-I3:	23.20	(36)	0.40		Sp2:	114.16	(6)
				Int3:	55.31	(26)	I3-I4:	36.17	(26)	0.79		Avg.: 95.54		
				Int4:	1:31.48	(24)	I4-I5:	12.01	(4)	1.53				
				Int5:	1:43.49	(14)	I5-Fin:	19.72	(36)	1.68				
				Fin:	2:03.21	(18)	2.06							
19	27	STREITBERGER Georg	AUT	Int1:	11.73	(32)	I1-I2:	20.08	(1)	0.23	55.46	Sp1:	111.61	(1)
				Int2:	31.81	(2)	I2-I3:	22.94	(15)	0.10		Sp2:	112.73	(15)
				Int3:	54.75	(7)	I3-I4:	36.56	(39)	0.23		Avg.: 95.52		
				Int4:	1:31.31	(19)	I4-I5:	12.22	(10)	1.36				
				Int5:	1:43.53	(15)	I5-Fin:	19.71	(34)	1.72				
				Fin:	2:03.24	(19)	2.09							
19	2	HOFFMANN Ambrosi	SUI	Int1:	11.60	(8)	I1-I2:	20.51	(24)	0.10	55.46	Sp1:	106.94	(35)
				Int2:	32.11	(20)	I2-I3:	23.15	(33)	0.40		Sp2:	114.64	(4)
				Int3:	55.26	(24)	I3-I4:	35.80	(11)	0.74		Avg.: 95.52		
				Int4:	1:31.06	(13)	I4-I5:	12.62	(39)	1.11				
				Int5:	1:43.68	(19)	I5-Fin:	19.56	(22)	1.87				
				Fin:	2:03.24	(19)	2.09							
21	4	HUDEC Jan	CAN	Int1:	11.58	(6)	I1-I2:	20.33	(10)	0.08	55.98	Sp1:	110.17	(7)
				Int2:	31.91	(6)	I2-I3:	22.86	(11)	0.20		Sp2:	109.31	(40)
				Int3:	54.77	(8)	I3-I4:	36.19	(28)	0.25		Avg.: 95.51		
				Int4:	1:30.96	(11)	I4-I5:	12.67	(44)	1.01				
				Int5:	1:43.63	(18)	I5-Fin:	19.63	(27)	1.82				
				Fin:	2:03.26	(21)	2.11							
22	54	GRUENENFELDER Tobias	SUI	Int1:	11.71	(28)	I1-I2:	20.54	(31)	0.21	56.50	Sp1:	105.61	(44)
				Int2:	32.25	(30)	I2-I3:	23.13	(31)	0.54		Sp2:	108.87	(45)
				Int3:	55.38	(29)	I3-I4:	36.11	(20)	0.86		Avg.: 95.49		
				Int4:	1:31.49	(25)	I4-I5:	12.57	(36)	1.54				
				Int5:	1:44.06	(26)	I5-Fin:	19.22	(3)	2.25				
				Fin:	2:03.28	(22)	2.13							
23	31	STECHERT Tobias	GER	Int1:	11.76	(38)	I1-I2:	20.21	(4)	0.26	61.96	Sp1:	111.13	(2)
				Int2:	31.97	(9)	I2-I3:	23.11	(27)	0.26		Sp2:	114.40	(5)
				Int3:	55.08	(15)	I3-I4:	36.10	(18)	0.56		Avg.: 95.33		
				Int4:	1:31.18	(15)	I4-I5:	12.64	(41)	1.23				
				Int5:	1:43.82	(23)	I5-Fin:	19.67	(30)	2.01				
				Fin:	2:03.49	(23)	2.34							
24	35	KRAMER Manuel	AUT	Int1:	11.79	(40)	I1-I2:	21.02	(53)	0.29	62.22	Sp1:	104.96	(51)
				Int2:	32.81	(51)	I2-I3:	22.44	(1)	1.10		Sp2:	110.42	(32)
				Int3:	55.25	(23)	I3-I4:	36.43	(35)	0.73		Avg.: 95.32		
				Int4:	1:31.68	(29)	I4-I5:	12.26	(15)	1.73				
				Int5:	1:43.94	(25)	I5-Fin:	19.56	(22)	2.13				
				Fin:	2:03.50	(24)	2.35							
25	16	FEUZ Beat	SUI	Int1:	11.62	(11)	I1-I2:	20.83	(45)	0.12	64.04	Sp1:	104.75	(52)
				Int2:	32.45	(41)	I2-I3:	23.12	(28)	0.74		Sp2:	110.20	(34)
				Int3:	55.57	(37)	I3-I4:	35.74	(8)	1.05		Avg.: 95.27		
				Int4:	1:31.31	(19)	I4-I5:	12.23	(12)	1.36				
				Int5:	1:43.54	(16)	I5-Fin:	20.03	(47)	1.73				
				Fin:	2:03.57	(25)	2.42							

PERFORMANCE ANALYSIS 1 TRAINING 1
Number of Competitors: 62

Rank	Bib	Name	Nation	Positions			Partials			Difference		Speed		
				Pos.	Time	Rank	Pos.	Time	Rank	Time	Dist(m)	Pos.	Km/h	Rank
26	18	PUCHNER Joachim	AUT	Int1:	11.69	(22)	I1-I2:	20.45	(20)	0.19	64.82	Sp1:	108.99	(17)
				Int2:	32.14	(23)	I2-I3:	23.27	(39)	0.43		Sp2:	112.26	(21)
				Int3:	55.41	(31)	I3-I4:	36.14	(22)	0.89		Avg.:	95.24	
				Int4:	1:31.55	(27)	I4-I5:	12.51	(32)	1.60				
				Int5:	1:44.06	(26)	I5-Fin:	19.54	(21)	2.25				
				Fin:	2:03.60	(26)	2.45							
27	10	SCHEIBER Mario	AUT	Int1:	11.61	(9)	I1-I2:	20.42	(17)	0.11	66.89	Sp1:	108.30	(23)
				Int2:	32.03	(14)	I2-I3:	23.35	(43)	0.32		Sp2:	108.65	(46)
				Int3:	55.38	(29)	I3-I4:	36.40	(34)	0.86		Avg.:	95.18	
				Int4:	1:31.78	(34)	I4-I5:	12.34	(19)	1.83				
				Int5:	1:44.12	(30)	I5-Fin:	19.56	(22)	2.31				
				Fin:	2:03.68	(27)	2.53							
28	44	ZRNCIC-DIM Natko	CRO	Int1:	11.55	(3)	I1-I2:	20.27	(6)	0.05	68.19	Sp1:	109.46	(13)
				Int2:	31.82	(3)	I2-I3:	22.92	(12)	0.11		Sp2:	117.39	(1)
				Int3:	54.74	(5)	I3-I4:	36.46	(36)	0.22		Avg.:	95.14	
				Int4:	1:31.20	(16)	I4-I5:	12.88	(54)	1.25				
				Int5:	1:44.08	(28)	I5-Fin:	19.65	(29)	2.27				
				Fin:	2:03.73	(28)	2.58							
29	25	SPORN Andrej	SLO	Int1:	11.82	(48)	I1-I2:	20.60	(36)	0.32	70.25	Sp1:	108.07	(25)
				Int2:	32.42	(37)	I2-I3:	23.05	(23)	0.71		Sp2:	112.26	(21)
				Int3:	55.47	(34)	I3-I4:	36.16	(25)	0.95		Avg.:	95.08	
				Int4:	1:31.63	(28)	I4-I5:	12.48	(31)	1.68				
				Int5:	1:44.11	(29)	I5-Fin:	19.70	(33)	2.30				
				Fin:	2:03.81	(29)	2.66							
30	47	POISSON David	FRA	Int1:	11.77	(39)	I1-I2:	20.62	(37)	0.27	71.80	Sp1:	105.83	(42)
				Int2:	32.39	(34)	I2-I3:	23.29	(41)	0.68		Sp2:	111.57	(24)
				Int3:	55.68	(39)	I3-I4:	36.10	(18)	1.16		Avg.:	95.04	
				Int4:	1:31.78	(34)	I4-I5:	12.46	(29)	1.83				
				Int5:	1:44.24	(32)	I5-Fin:	19.63	(27)	2.43				
				Fin:	2:03.87	(30)	2.72							
31	46	PATSCHEIDER Hagen	ITA	Int1:	11.69	(22)	I1-I2:	20.44	(18)	0.19	73.87	Sp1:	108.07	(25)
				Int2:	32.13	(22)	I2-I3:	23.52	(49)	0.42		Sp2:	109.53	(36)
				Int3:	55.65	(38)	I3-I4:	36.18	(27)	1.13		Avg.:	94.97	
				Int4:	1:31.83	(36)	I4-I5:	12.41	(26)	1.88				
				Int5:	1:44.24	(32)	I5-Fin:	19.71	(34)	2.43				
				Fin:	2:03.95	(31)	2.80							
32	59	ROGER Brice	FRA	Int1:	11.79	(40)	I1-I2:	20.80	(41)	0.29	74.90	Sp1:	105.40	(48)
				Int2:	32.59	(44)	I2-I3:	23.18	(34)	0.88		Sp2:	109.09	(43)
				Int3:	55.77	(41)	I3-I4:	36.13	(21)	1.25		Avg.:	94.94	
				Int4:	1:31.90	(37)	I4-I5:	12.57	(36)	1.95				
				Int5:	1:44.47	(36)	I5-Fin:	19.52	(19)	2.66				
				Fin:	2:03.99	(32)	2.84							
33	1	HEEL Werner	ITA	Int1:	11.81	(43)	I1-I2:	20.97	(52)	0.31	79.79	Sp1:	106.72	(37)
				Int2:	32.78	(50)	I2-I3:	23.01	(19)	1.07		Sp2:	111.57	(24)
				Int3:	55.79	(43)	I3-I4:	36.46	(36)	1.27		Avg.:	94.80	
				Int4:	1:32.25	(41)	I4-I5:	12.47	(30)	2.30				
				Int5:	1:44.72	(37)	I5-Fin:	19.46	(17)	2.91				
				Fin:	2:04.18	(33)	3.03							
34	14	BAUMANN Romed	AUT	Int1:	11.64	(14)	I1-I2:	20.52	(25)	0.14	80.56	Sp1:	110.17	(7)
				Int2:	32.16	(24)	I2-I3:	23.01	(19)	0.45		Sp2:	110.20	(34)
				Int3:	55.17	(20)	I3-I4:	36.60	(40)	0.65		Avg.:	94.77	
				Int4:	1:31.77	(33)	I4-I5:	12.45	(28)	1.82				
				Int5:	1:44.22	(31)	I5-Fin:	19.99	(44)	2.41				
				Fin:	2:04.21	(34)	3.06							

PERFORMANCE ANALYSIS 1 TRAINING 1
Number of Competitors: 62

Rank	Bib	Name	Nation	Positions			Partials			Difference		Speed		
				Pos.	Time	Rank	Pos.	Time	Rank	Time	Dist(m)	Pos.	Km/h	Rank
35	49	THOMSEN Benjamin	CAN	Int1:	11.81	(43)	I1-I2:	20.82	(44)	0.31	82.87	Sp1:	105.61	(44)
				Int2:	32.63	(47)	I2-I3:	23.40	(45)	0.92		Sp2:	107.56	(51)
				Int3:	56.03	(46)	I3-I4:	36.52	(38)	1.51		Avg.:	94.71	
				Int4:	1:32.55	(43)	I4-I5:	12.40	(24)	2.60				
				Int5:	1:44.95	(42)	I5-Fin:	19.35	(11)	3.14				
				Fin:	2:04.30	(35)	3.15							
36	51	KLOTZ Siegmarr	ITA	Int1:	11.79	(40)	I1-I2:	20.96	(51)	0.29	83.12	Sp1:	106.05	(40)
				Int2:	32.75	(48)	I2-I3:	23.34	(42)	1.04		Sp2:	112.50	(20)
				Int3:	56.09	(47)	I3-I4:	36.07	(16)	1.57		Avg.:	94.70	
				Int4:	1:32.16	(39)	I4-I5:	12.30	(17)	2.21				
				Int5:	1:44.46	(35)	I5-Fin:	19.85	(41)	2.65				
				Fin:	2:04.31	(36)	3.16							
37	42	CASSE Mattia	ITA	Int1:	11.73	(32)	I1-I2:	20.35	(11)	0.23	87.73	Sp1:	109.93	(9)
				Int2:	32.08	(18)	I2-I3:	23.07	(24)	0.37		Sp2:	111.57	(24)
				Int3:	55.15	(19)	I3-I4:	36.61	(41)	0.63		Avg.:	94.56	
				Int4:	1:31.76	(32)	I4-I5:	13.16	(58)	1.81				
				Int5:	1:44.92	(40)	I5-Fin:	19.57	(26)	3.11				
				Fin:	2:04.49	(37)	3.34							
38	55	MAYER Matthias	AUT	Int1:	11.70	(24)	I1-I2:	20.48	(22)	0.20	92.84	Sp1:	108.76	(19)
				Int2:	32.18	(27)	I2-I3:	23.60	(51)	0.47		Sp2:	106.09	(57)
				Int3:	55.78	(42)	I3-I4:	36.79	(45)	1.26		Avg.:	94.41	
				Int4:	1:32.57	(44)	I4-I5:	12.43	(27)	2.62				
				Int5:	1:45.00	(43)	I5-Fin:	19.69	(32)	3.19				
				Fin:	2:04.69	(38)	3.54							
39	9	ZURBRIGGEN Silvan	SUI	Int1:	11.73	(32)	I1-I2:	20.58	(34)	0.23	93.35	Sp1:	107.39	(30)
				Int2:	32.31	(32)	I2-I3:	23.13	(31)	0.60		Sp2:	108.65	(46)
				Int3:	55.44	(33)	I3-I4:	36.08	(17)	0.92		Avg.:	94.39	
				Int4:	1:31.52	(26)	I4-I5:	12.21	(9)	1.57				
				Int5:	1:43.73	(21)	I5-Fin:	20.98	(57)	1.92				
				Fin:	2:04.71	(39)	3.56							
40	33	SULLIVAN Marco	USA	Int1:	11.65	(16)	I1-I2:	20.58	(34)	0.15	94.87	Sp1:		
				Int2:	32.23	(29)	I2-I3:	23.12	(28)	0.52		Sp2:	111.11	(29)
				Int3:	55.35	(28)	I3-I4:	36.63	(42)	0.83		Avg.:	94.35	
				Int4:	1:31.98	(38)	I4-I5:	12.78	(47)	2.03				
				Int5:	1:44.76	(38)	I5-Fin:	20.01	(45)	2.95				
				Fin:	2:04.77	(40)	3.62							
41	39	KROELL Johannes	AUT	Int1:	11.87	(53)	I1-I2:	20.53	(28)	0.37	97.42	Sp1:	109.23	(16)
				Int2:	32.40	(35)	I2-I3:	23.03	(21)	0.69		Sp2:	112.73	(15)
				Int3:	55.43	(32)	I3-I4:	36.74	(43)	0.91		Avg.:	94.27	
				Int4:	1:32.17	(40)	I4-I5:	12.65	(43)	2.22				
				Int5:	1:44.82	(39)	I5-Fin:	20.05	(48)	3.01				
				Fin:	2:04.87	(41)	3.72							
42	53	PANGRAZZI Paolo	ITA	Int1:	11.73	(32)	I1-I2:	20.70	(38)	0.23	102.49	Sp1:	105.61	(44)
				Int2:	32.43	(38)	I2-I3:	23.59	(50)	0.72		Sp2:	109.31	(40)
				Int3:	56.02	(45)	I3-I4:	36.32	(31)	1.50		Avg.:	94.12	
				Int4:	1:32.34	(42)	I4-I5:	12.83	(52)	2.39				
				Int5:	1:45.17	(45)	I5-Fin:	19.90	(43)	3.36				
				Fin:	2:05.07	(42)	3.92							
43	41	MAPLE Wiley	USA	Int1:	11.70	(24)	I1-I2:	20.81	(42)	0.20	119.12	Sp1:	102.85	(56)
				Int2:	32.51	(42)	I2-I3:	23.21	(37)	0.80		Sp2:	104.44	(59)
				Int3:	55.72	(40)	I3-I4:	37.16	(48)	1.20		Avg.:	93.63	
				Int4:	1:32.88	(46)	I4-I5:	12.58	(38)	2.93				
				Int5:	1:45.46	(46)	I5-Fin:	20.27	(51)	3.65				
				Fin:	2:05.73	(43)	4.58							



PERFORMANCE ANALYSIS 1 TRAINING 1
Number of Competitors: 62

Rank	Bib	Name	Nation	Positions			Partials			Difference		Speed		
				Pos.	Time	Rank	Pos.	Time	Rank	Time	Dist(m)	Pos.	Km/h	Rank
44	60	BOUILLOT Alexandre	FRA	Int1:	11.94	(56)	I1-I2:	20.93	(49)	0.44	124.12	Sp1:	104.75	(52)
				Int2:	32.87	(53)	I2-I3:	23.75	(54)	1.16		Sp2:	109.31	(40)
				Int3:	56.62	(54)	I3-I4:	36.99	(46)	2.10		Avg.:	93.48	
				Int4:	1:33.61	(51)	I4-I5:	12.54	(33)	3.66				
				Int5:	1:46.15	(49)	I5-Fin:	19.78	(38)	4.34				
				Fin:	2:05.93	(44)	4.78							
45	38	FRANZ Max	AUT	Int1:	11.81	(43)	I1-I2:	20.81	(42)	0.31	125.37	Sp1:	107.62	(29)
				Int2:	32.62	(46)	I2-I3:			0.91		Sp2:	109.53	(36)
				Int3:			I3-I4:			3.56		Avg.:	93.44	
				Int4:	1:33.51	(50)	I4-I5:	12.79	(49)	4.49				
				Int5:	1:46.30	(50)	I5-Fin:	19.68	(31)	4.83				
				Fin:	2:05.98	(45)	4.83							
46	50	KLINE Bostjan	SLO	Int1:	11.81	(43)	I1-I2:	21.10	(57)	0.31	125.62	Sp1:	102.44	(57)
				Int2:	32.91	(54)	I2-I3:	23.51	(48)	1.20		Sp2:	110.42	(32)
				Int3:	56.42	(52)	I3-I4:	36.15	(24)	1.90		Avg.:	93.44	
				Int4:	1:32.57	(44)	I4-I5:	12.36	(20)	2.62				
				Int5:	1:44.93	(41)	I5-Fin:	21.06	(58)	3.12				
				Fin:	2:05.99	(46)	4.84							
47	45	FERSTL Josef	GER	Int1:	11.85	(51)	I1-I2:	20.91	(48)	0.35	126.12	Sp1:	105.83	(42)
				Int2:	32.76	(49)	I2-I3:	23.43	(47)	1.05		Sp2:	108.43	(48)
				Int3:	56.19	(50)	I3-I4:	37.02	(47)	1.67		Avg.:	93.42	
				Int4:	1:33.21	(48)	I4-I5:	12.79	(49)	3.26				
				Int5:	1:46.00	(47)	I5-Fin:	20.01	(45)	4.19				
				Fin:	2:06.01	(47)	4.86							
48	57	GEHRIG Marc	SUI	Int1:	11.98	(59)	I1-I2:	20.83	(45)	0.48	133.83	Sp1:	104.75	(52)
				Int2:	32.81	(51)	I2-I3:	23.42	(46)	1.10		Sp2:	106.93	(53)
				Int3:	56.23	(51)	I3-I4:	37.42	(53)	1.71		Avg.:	93.19	
				Int4:	1:33.65	(52)	I4-I5:	12.82	(51)	3.70				
				Int5:	1:46.47	(52)	I5-Fin:	19.85	(41)	4.66				
				Fin:	2:06.32	(48)	5.17							
49	56	SIEBER Bjoern	AUT	Int1:	11.87	(53)	I1-I2:	20.57	(33)	0.37	135.57	Sp1:	108.07	(25)
				Int2:	32.44	(40)	I2-I3:	23.70	(53)	0.73		Sp2:	105.05	(58)
				Int3:	56.14	(48)	I3-I4:	37.53	(55)	1.62		Avg.:	93.14	
				Int4:	1:33.67	(53)	I4-I5:	12.91	(55)	3.72				
				Int5:	1:46.58	(53)	I5-Fin:	19.81	(40)	4.77				
				Fin:	2:06.39	(49)	5.24							
50	43	MARKIC Gasper	SLO	Int1:	11.83	(49)	I1-I2:	20.52	(25)	0.33	137.55	Sp1:	108.53	(21)
				Int2:	32.35	(33)	I2-I3:	22.97	(17)	0.64		Sp2:	112.73	(15)
				Int3:	55.32	(27)	I3-I4:	36.38	(33)	0.80		Avg.:	93.08	
				Int4:	1:31.70	(30)	I4-I5:	12.56	(35)	1.75				
				Int5:	1:44.26	(34)	I5-Fin:	22.21	(59)	2.45				
				Fin:	2:06.47	(50)	5.32							
51	63	KRIZAJ Andrej	SLO	Int1:	11.86	(52)	I1-I2:	21.08	(56)	0.36	143.98	Sp1:	105.40	(48)
				Int2:	32.94	(55)	I2-I3:	23.21	(37)	1.23		Sp2:	109.09	(43)
				Int3:	56.15	(49)	I3-I4:	37.52	(54)	1.63		Avg.:	92.89	
				Int4:	1:33.67	(53)	I4-I5:	12.71	(45)	3.72				
				Int5:	1:46.38	(51)	I5-Fin:	20.35	(53)	4.57				
				Fin:	2:06.73	(51)	5.58							
52	40	DUERAGER Markus	AUT	Int1:	11.72	(30)	I1-I2:	20.86	(47)	0.22	150.13	Sp1:	106.72	(37)
				Int2:	32.58	(43)	I2-I3:	24.01	(58)	0.87		Sp2:	107.35	(52)
				Int3:	56.59	(53)	I3-I4:	37.31	(52)	2.07		Avg.:	92.71	
				Int4:	1:33.90	(55)	I4-I5:	12.78	(47)	3.95				
				Int5:	1:46.68	(54)	I5-Fin:	20.30	(52)	4.87				
				Fin:	2:06.98	(52)	5.83							



PERFORMANCE ANALYSIS 1 TRAINING 1
Number of Competitors: 62

Rank	Bib	Name	Nation	Positions			Partials			Difference		Speed		
				Pos.	Time	Rank	Pos.	Time	Rank	Time	Dist(m)	Pos.	Km/h	Rank
53	58	MANI Nils	SUI	Int1:	11.94	(56)	I1-I2:	21.15	(59)	0.44	151.85	Sp1:	102.24	(58)
				Int2:	33.09	(59)	I2-I3:	24.37	(59)	1.38		Sp2:	106.71	(55)
				Int3:	57.46	(58)	I3-I4:	37.22	(49)	2.94		Avg.:	92.66	
				Int4:	1:34.68	(57)	I4-I5:	12.64	(41)	4.73				
				Int5:	1:47.32	(55)	I5-Fin:	19.73	(37)	5.51				
				Fin:	2:07.05	(53)	5.90							
54	62	ZEPNIK Philipp	GER	Int1:	11.99	(60)	I1-I2:	21.06	(55)	0.49	174.27	Sp1:	103.06	(55)
				Int2:	33.05	(58)	I2-I3:	23.76	(55)	1.34		Sp2:	106.93	(53)
				Int3:	56.81	(56)	I3-I4:	37.61	(56)	2.29		Avg.:	91.99	
				Int4:	1:34.42	(56)	I4-I5:	13.06	(57)	4.47				
				Int5:	1:47.48	(57)	I5-Fin:	20.49	(54)	5.67				
				Fin:	2:07.97	(54)	6.82							
55	52	HELIE Louis-Pierre	CAN	Int1:	12.06	(61)	I1-I2:	21.54	(60)	0.56	184.88	Sp1:	100.62	(60)
				Int2:	33.60	(60)	I2-I3:	23.91	(57)	1.89		Sp2:	107.78	(50)
				Int3:	57.51	(59)	I3-I4:	37.82	(57)	2.99		Avg.:	91.68	
				Int4:	1:35.33	(58)	I4-I5:	12.93	(56)	5.38				
				Int5:	1:48.26	(58)	I5-Fin:	20.15	(49)	6.45				
				Fin:	2:08.41	(55)	7.26							
56	61	BRANDNER Klaus	GER	Int1:	11.97	(58)	I1-I2:	21.05	(54)	0.47	201.37	Sp1:	106.94	(35)
				Int2:	33.02	(57)	I2-I3:	23.87	(56)	1.31		Sp2:	102.85	(60)
				Int3:	56.89	(57)	I3-I4:	38.62	(60)	2.37		Avg.:	91.19	
				Int4:	1:35.51	(59)	I4-I5:	13.33	(59)	5.56				
				Int5:	1:48.84	(59)	I5-Fin:	20.26	(50)	7.03				
				Fin:	2:09.10	(56)	7.95							
57	32	WEIBRECHT Andrew	USA	Int1:	11.71	(28)	I1-I2:	20.35	(11)	0.21	215.80	Sp1:	109.69	(10)
				Int2:	32.06	(15)	I2-I3:	23.08	(25)	0.35		Sp2:	111.11	(29)
				Int3:	55.14	(18)	I3-I4:	37.93	(58)	0.62		Avg.:	90.76	
				Int4:	1:33.07	(47)	I4-I5:	14.38	(62)	3.12				
				Int5:	1:47.45	(56)	I5-Fin:	22.26	(60)	5.64				
				Fin:	2:09.71	(57)	8.56							
58	24	GISIN Marc	SUI	Int1:	11.84	(50)	I1-I2:	20.32	(9)	0.34	224.72	Sp1:	108.07	(25)
				Int2:	32.16	(24)	I2-I3:	22.93	(13)	0.45		Sp2:	109.53	(36)
				Int3:	55.09	(16)	I3-I4:	36.36	(32)	0.57		Avg.:	90.49	
				Int4:	1:31.45	(23)	I4-I5:	13.55	(61)	1.50				
				Int5:	1:45.00	(43)	I5-Fin:	25.09	(62)	3.19				
				Fin:	2:10.09	(58)	8.94							
59	67	OLIVERAS Marc	AND	Int1:	12.10	(62)	I1-I2:	21.70	(61)	0.60	233.82	Sp1:	101.83	(59)
				Int2:	33.80	(61)	I2-I3:	24.52	(60)	2.09		Sp2:	100.55	(62)
				Int3:	58.32	(60)	I3-I4:	38.20	(59)	3.80		Avg.:	90.22	
				Int4:	1:36.52	(60)	I4-I5:	13.44	(60)	6.57				
				Int5:	1:49.96	(60)	I5-Fin:	20.52	(56)	8.15				
				Fin:	2:10.48	(59)	9.33							
60	48	PERKO Rok	SLO	Int1:	11.67	(21)	I1-I2:	20.94	(50)	0.17	237.31	Sp1:	106.72	(37)
				Int2:	32.61	(45)	I2-I3:	23.39	(44)	0.90		Sp2:	106.29	(56)
				Int3:	56.00	(44)	I3-I4:	37.27	(51)	1.48		Avg.:	90.12	
				Int4:	1:33.27	(49)	I4-I5:	12.76	(46)	3.32				
				Int5:	1:46.03	(48)	I5-Fin:	24.60	(61)	4.22				
				Fin:	2:10.63	(60)	9.48							
61	65	KOSI Klemen	SLO	Int1:	11.87	(53)	I1-I2:	21.13	(58)	0.37	2303.17	Sp1:	105.18	(50)
				Int2:	33.00	(56)	I2-I3:	23.68	(52)	1.29		Sp2:	108.00	(49)
				Int3:	56.68	(55)	I3-I4:	5:20.91	(61)	2.16		Avg.:	28.73	
				Int4:	6:17.59	(61)	I4-I5:	12.63	(40)	4:47.64				
				Int5:	6:30.22	(61)	I5-Fin:	19.53	(20)	4:48.41				
				Fin:	6:49.75	(61)	4:48.60							

PERFORMANCE ANALYSIS 1 TRAINING 1
Number of Competitors: 62

Rank	Bib	Name	Nation	Positions			Partials			Difference		Speed		
				Pos.	Time	Rank	Pos.	Time	Rank	Time	Dist(m)	Pos.	Km/h	Rank
62	66	TARBERRY Ace	USA	Int1:	11.81	(43)	I1-I2:			0.31		Sp1:		
				Int2:			I2-I3:					Sp2:	102.85	(60)
				Int3:	6:29.92	(61)	I3-I4:	37.26	(50)	5:35.40				
				Int4:	7:07.18	(62)	I4-I5:	12.87	(53)	5:37.23				
				Int5:	7:20.05	(62)	I5-Fin:	19.33	(8)	5:38.24				
				Fin:	7:39.38	(62)				5:38.23	2407.62	Avg.:	25.63	

LEGEND

Pos	Intermediate or Speed Position	Int1:	Intermediate 1	Int4:	Intermediate 4	Sp2:	Speed Trap 2
Avg.	Average Speed for the race	Int2:	Intermediate 2	Int5:	Intermediate 5	Fin:	Finish
Dist(m)	Distance behind the first	Int3:	Intermediate 3	Sp1:	Speed Trap 1		

27-12-2011 / Bormio (ITA) / 0817

Page 8/8

Data Processing by LONGINES

www.fisalpine.com

LONGINES Timing

Generation Date: TUE 27 DEC 2011

Time: 15:46



Document: 77A 1.0






Best s.r.l. - 23032 Bormio (So) Italy - Via Roma, 131/b - tel. +39 0342 902222 fax +39 0342 911712 - www.bormioonline.com

AUDI FIS ALPINE SKI WORLD CUP 2011/12
Bormio (ITA)

3rd MEN'S DOWNHILL
 TUE 27 DEC 2011



PERFORMANCE ANALYSIS 2 TRAINING 1

Number of Competitors: 67

Bib	Name	Nation	Positions			Partials			Difference		Speed														
			Pos.	Time	Rank	Pos.	Time	Rank	Time	Dist(m)	Pos.	Km/h	Rank												
1	HEEL Werner	ITA	Int1: 11.81 (45)	Int2: 32.78 (51)	Int3: 55.79 (44)	Int4: 1:32.25 (42)	Int5: 1:44.72 (38)	Fin: 2:04.18 (33)	11-12: 20.97 (53)	12-13: 23.01 (19)	13-14: 36.46 (37)	14-15: 12.47 (30)	15-Fin: 19.46 (17)	0.31	1.07	1.27	2.30	2.91	3.03	79.79	Sp1: 106.72 (38)	Sp2: 111.57 (24)	Avg.: 94.80		
2	HOFFMANN Ambrosi	SUI	Int1: 11.60 (8)	Int2: 32.11 (21)	Int3: 55.26 (25)	Int4: 1:31.06 (13)	Int5: 1:43.68 (19)	Fin: 2:03.24 (19)	11-12: 20.51 (25)	12-13: 23.15 (33)	13-14: 35.80 (11)	14-15: 12.62 (41)	15-Fin: 19.56 (22)	0.10	0.40	0.74	1.11	1.87	2.09	55.46			Sp1: 106.94 (36)	Sp2: 114.64 (4)	Avg.: 95.52
3	FAYED Guillermo	FRA	Int1: 11.72 (31)	Int2: 31.99 (11)	Int3: 54.96 (12)	Int4: 1:31.21 (17)	Int5: 1:43.59 (17)	Fin: 2:03.15 (16)	11-12: 20.27 (6)	12-13: 22.97 (17)	13-14: 36.25 (30)	14-15: 12.38 (23)	15-Fin: 19.56 (22)	0.22	0.28	0.44	1.26	1.78	2.00	53.11			Sp1: 109.46 (13)	Sp2: 111.34 (28)	Avg.: 95.59
4	HUDEC Jan	CAN	Int1: 11.58 (6)	Int2: 31.91 (6)	Int3: 54.77 (8)	Int4: 1:30.96 (11)	Int5: 1:43.63 (18)	Fin: 2:03.26 (21)	11-12: 20.33 (10)	12-13: 22.86 (11)	13-14: 36.19 (28)	14-15: 12.67 (46)	15-Fin: 19.63 (27)	0.08	0.20	0.25	1.01	1.82	2.11	55.98			Sp1: 110.17 (7)	Sp2: 109.31 (42)	Avg.: 95.51
5	PARIS Dominik	ITA	Int1: 11.61 (9)	Int2: 32.02 (14)	Int3: 55.21 (21)	Int4: 1:31.35 (22)	Int5: 1:43.71 (20)	Fin: 2:03.12 (15)	11-12: 20.41 (17)	12-13: 23.19 (35)	13-14: 36.14 (22)	14-15: 12.36 (20)	15-Fin: 19.41 (14)	0.11	0.31	0.69	1.40	1.90	1.97	52.32			Sp1: 108.76 (19)	Sp2: 112.26 (21)	Avg.: 95.61
6	KEPPLER Stephan	GER	Int1: 11.57 (5)	Int2: 31.86 (4)	Int3: 54.52 (1)	Int4: 1:29.96 (2)	Int5: 1:41.81 (1)	Fin: 2:01.15 (1)	11-12: 20.29 (8)	12-13: 22.66 (3)	13-14: 35.44 (4)	14-15: 11.85 (2)	15-Fin: 19.34 (10)	0.07	0.15	0.00	0.01	0.00	0.00	0.00			Sp1: 110.41 (6)	Sp2: 114.16 (6)	Avg.: 97.17
7	OLSSON Hans	SWE	Int1: 11.51 (2)	Int2: 31.71 (1)	Int3: 54.54 (2)	Int4: 1:31.30 (18)	Int5: 1:43.84 (24)	Fin: 2:02.97 (13)	11-12: 20.20 (3)	12-13: 22.83 (8)	13-14: 36.76 (46)	14-15: 12.54 (34)	15-Fin: 19.13 (2)	0.01	0.00	0.02	1.35	2.03	1.82	48.40			Sp1: 110.64 (5)	Sp2: 113.20 (13)	Avg.: 95.73



PERFORMANCE ANALYSIS 2 TRAINING 1
Number of Competitors: 67

Bib	Name	Nation	Positions			Partials			Difference		Speed												
			Pos.	Time	Rank	Pos.	Time	Rank	Time	Dist(m)	Pos.	Km/h	Rank										
8	CLAREY Johan	FRA	Int1: 11.61 (9)	Int2: 31.94 (8)	Int3: 55.22 (23)	Int4: 1:31.59 (28)	Int5: 1:44.17 (31)	Fin: DNF	I1-I2: 20.33 (10)	I2-I3: 23.28 (41)	I3-I4: 36.37 (33)	I4-I5: 12.58 (39)	I5-Fin: 2.36	0.11	0.23	0.70	1.64	2.36	Sp1: 108.53 (21)	Sp2: 110.42 (33)	Avg.:		
9	ZURBRIGGEN Silvan	SUI	Int1: 11.73 (34)	Int2: 32.31 (33)	Int3: 55.44 (34)	Int4: 1:31.52 (26)	Int5: 1:43.73 (21)	Fin: 2:04.71 (39)	I1-I2: 20.58 (35)	I2-I3: 23.13 (31)	I3-I4: 36.08 (17)	I4-I5: 12.21 (9)	I5-Fin: 20.98 (57)	0.23	0.60	0.92	1.57	1.92	3.56	93.35	Sp1: 107.39 (31)	Sp2: 108.65 (48)	Avg.: 94.39
10	SCHEIBER Mario	AUT	Int1: 11.61 (9)	Int2: 32.03 (15)	Int3: 55.38 (30)	Int4: 1:31.78 (35)	Int5: 1:44.12 (30)	Fin: 2:03.68 (27)	I1-I2: 20.42 (18)	I2-I3: 23.35 (44)	I3-I4: 36.40 (35)	I4-I5: 12.34 (19)	I5-Fin: 19.56 (22)	0.11	0.32	0.86	1.83	2.31	2.53	66.89	Sp1: 108.30 (24)	Sp2: 108.65 (48)	Avg.: 95.18
11	DEFAGO Didier	SUI	Int1: 11.70 (25)	Int2: 32.20 (29)	Int3: 55.47 (35)	Int4: 1:31.33 (21)	Int5: 1:43.17 (10)	Fin: 2:02.65 (11)	I1-I2: 20.50 (24)	I2-I3: 23.27 (39)	I3-I4: 35.86 (13)	I4-I5: 11.84 (1)	I5-Fin: 19.48 (18)	0.20	0.49	0.95	1.38	1.36	1.50	39.99	Sp1: 107.16 (32)	Sp2: 114.89 (3)	Avg.: 95.98
12	KROELL Klaus	AUT	Int1: 11.73 (34)	Int2: 31.90 (5)	Int3: 54.74 (5)	Int4: 1:30.59 (6)	Int5: 1:42.71 (7)	Fin: 2:02.01 (7)	I1-I2: 20.17 (2)	I2-I3: 22.84 (10)	I3-I4: 35.85 (12)	I4-I5: 12.12 (8)	I5-Fin: 19.30 (7)	0.23	0.19	0.22	0.64	0.90	0.86	23.05	Sp1: 111.13 (2)	Sp2: 113.92 (8)	Avg.: 96.48
13	GUAY Erik	CAN	Int1: 11.70 (25)	Int2: 32.41 (37)	Int3: 55.21 (21)	Int4: 1:30.83 (10)	Int5: 1:43.20 (11)	Fin: 2:02.63 (9)	I1-I2: 20.71 (40)	I2-I3: 22.80 (6)	I3-I4: 35.62 (6)	I4-I5: 12.37 (22)	I5-Fin: 19.43 (15)	0.20	0.70	0.69	0.88	1.39	1.48	39.47	Sp1: 108.30 (24)	Sp2: 115.13 (2)	Avg.: 96.00
14	BAUMANN Romed	AUT	Int1: 11.64 (15)	Int2: 32.16 (25)	Int3: 55.17 (20)	Int4: 1:31.77 (34)	Int5: 1:44.22 (32)	Fin: 2:04.21 (34)	I1-I2: 20.52 (26)	I2-I3: 23.01 (19)	I3-I4: 36.60 (41)	I4-I5: 12.45 (28)	I5-Fin: 19.99 (44)	0.14	0.45	0.65	1.82	2.41	3.06	80.56	Sp1: 110.17 (7)	Sp2: 110.20 (36)	Avg.: 94.77
15	THEAUX Adrien	FRA	Int1: 11.58 (6)	Int2: 31.94 (8)	Int3: 54.58 (4)	Int4: 1:30.17 (4)	Int5: 1:42.48 (4)	Fin: 2:01.70 (5)	I1-I2: 20.36 (15)	I2-I3: 22.64 (2)	I3-I4: 35.59 (5)	I4-I5: 12.31 (18)	I5-Fin: 19.22 (3)	0.08	0.23	0.06	0.22	0.67	0.55	14.78	Sp1: 109.46 (13)	Sp2: 113.44 (11)	Avg.: 96.73
16	FEUZ Beat	SUI	Int1: 11.62 (12)	Int2: 32.45 (42)	Int3: 55.57 (38)	Int4: 1:31.31 (19)	Int5: 1:43.54 (16)	Fin: 2:03.57 (25)	I1-I2: 20.83 (46)	I2-I3: 23.12 (28)	I3-I4: 35.74 (8)	I4-I5: 12.23 (12)	I5-Fin: 20.03 (47)	0.12	0.74	1.05	1.36	1.73	2.42	64.04	Sp1: 104.75 (53)	Sp2: 110.20 (36)	Avg.: 95.27

PERFORMANCE ANALYSIS 2 TRAINING 1
Number of Competitors: 67

Bib	Name	Nation	Positions			Partials			Difference		Speed												
			Pos.	Time	Rank	Pos.	Time	Rank	Time	Dist(m)	Pos.	Km/h	Rank										
17	KUENG Patrick	SUI	Int1: 11.64 (15)	Int2: 31.99 (11)	Int3: 54.81 (9)	Int4: 1:30.67 (8)	Int5: 1:42.76 (8)	Fin: 2:01.63 (4)	I1-I2: 20.35 (12)	I2-I3: 22.82 (7)	I3-I4: 35.86 (13)	I4-I5: 12.09 (6)	I5-Fin: 18.87 (1)	0.14	0.28	0.29	0.72	0.95	0.48	12.90	Sp1: 109.69 (10)	Sp2: 112.97 (14)	Avg.: 96.79
18	PUCHNER Joachim	AUT	Int1: 11.69 (23)	Int2: 32.14 (24)	Int3: 55.41 (32)	Int4: 1:31.55 (27)	Int5: 1:44.06 (26)	Fin: 2:03.60 (26)	I1-I2: 20.45 (21)	I2-I3: 23.27 (39)	I3-I4: 36.14 (22)	I4-I5: 12.51 (33)	I5-Fin: 19.54 (21)	0.19	0.43	0.89	1.60	2.25	2.45	64.82	Sp1: 108.99 (17)	Sp2: 112.26 (21)	Avg.: 95.24
19	SVINDAL Aksel Lund	NOR	Int1: 11.66 (20)	Int2: 32.11 (21)	Int3: 55.31 (27)	Int4: 1:31.48 (24)	Int5: 1:43.49 (14)	Fin: 2:03.21 (18)	I1-I2: 20.45 (21)	I2-I3: 23.20 (36)	I3-I4: 36.17 (26)	I4-I5: 12.01 (4)	I5-Fin: 19.72 (36)	0.16	0.40	0.79	1.53	1.68	2.06	54.67	Sp1: 107.16 (32)	Sp2: 114.16 (6)	Avg.: 95.54
20	CUCHE Didier	SUI	Int1: 11.50 (1)	Int2: 32.06 (16)	Int3: 55.01 (13)	Int4: 1:30.31 (5)	Int5: 1:42.53 (5)	Fin: 2:01.96 (6)	I1-I2: 20.56 (33)	I2-I3: 22.95 (16)	I3-I4: 35.30 (2)	I4-I5: 12.22 (10)	I5-Fin: 19.43 (15)	0.00	0.35	0.49	0.36	0.72	0.81	21.72	Sp1: 105.61 (45)	Sp2: 112.73 (15)	Avg.: 96.52
21	MILLER Bode	USA	Int1: 11.62 (12)	Int2: 32.01 (13)	Int3: 54.94 (11)	Int4: 1:30.60 (7)	Int5: 1:42.85 (9)	Fin: 2:02.64 (10)	I1-I2: 20.39 (16)	I2-I3: 22.93 (13)	I3-I4: 35.66 (7)	I4-I5: 12.25 (14)	I5-Fin: 19.79 (39)	0.12	0.30	0.42	0.65	1.04	1.49	39.73	Sp1: 109.69 (10)	Sp2: 113.44 (11)	Avg.: 95.99
22	REICHELT Hannes	AUT	Int1: 11.74 (39)	Int2: 32.27 (32)	Int3: 55.05 (14)	Int4: 1:30.82 (9)	Int5: 1:42.68 (6)	Fin: 2:03.19 (17)	I1-I2: 20.53 (29)	I2-I3: 22.78 (5)	I3-I4: 35.77 (9)	I4-I5: 11.86 (3)	I5-Fin: 20.51 (55)	0.24	0.56	0.53	0.87	0.87	2.04	54.15	Sp1: 108.99 (17)	Sp2: 112.73 (15)	Avg.: 95.56
23	DIXON Robbie	CAN	Int1: 11.65 (17)	Int2: 32.43 (39)	Int3: 55.52 (37)	Int4: 1:31.72 (32)	Int5: 1:43.73 (21)	Fin: 2:03.11 (14)	I1-I2: 20.78 (41)	I2-I3: 23.09 (26)	I3-I4: 36.20 (29)	I4-I5: 12.01 (4)	I5-Fin: 19.38 (12)	0.15	0.72	1.00	1.77	1.92	1.96	52.06	Sp1: 106.05 (41)	Sp2: 110.65 (32)	Avg.: 95.62
24	GISIN Marc	SUI	Int1: 11.84 (52)	Int2: 32.16 (25)	Int3: 55.09 (16)	Int4: 1:31.45 (23)	Int5: 1:45.00 (44)	Fin: 2:10.09 (58)	I1-I2: 20.32 (9)	I2-I3: 22.93 (13)	I3-I4: 36.36 (32)	I4-I5: 13.55 (63)	I5-Fin: 25.09 (62)	0.34	0.45	0.57	1.50	3.19	8.94	224.72	Sp1: 108.07 (26)	Sp2: 109.53 (38)	Avg.: 90.49
25	SPORN Andrej	SLO	Int1: 11.82 (50)	Int2: 32.42 (38)	Int3: 55.47 (35)	Int4: 1:31.63 (29)	Int5: 1:44.11 (29)	Fin: 2:03.81 (29)	I1-I2: 20.60 (37)	I2-I3: 23.05 (23)	I3-I4: 36.16 (25)	I4-I5: 12.48 (31)	I5-Fin: 19.70 (33)	0.32	0.71	0.95	1.68	2.30	2.66	70.25	Sp1: 108.07 (26)	Sp2: 112.26 (21)	Avg.: 95.08

PERFORMANCE ANALYSIS 2 TRAINING 1
Number of Competitors: 67

Bib	Name	Nation	Positions			Partials			Difference		Speed																		
			Pos.	Time	Rank	Pos.	Time	Rank	Time	Dist(m)	Pos.	Km/h	Rank																
26	BERTRAND Yannick	FRA	Int1: 11.63 (14)	Int2: 32.16 (25)	Int3: 55.28 (26)	Int4: 1:31.05 (12)	Int5: 1:43.45 (13)	Fin: 2:02.73 (12)	I1-I2: 20.53 (29)	I2-I3: 23.12 (28)	I3-I4: 35.77 (9)	I4-I5: 12.40 (24)	I5-Fin: 19.28 (6)	0.13	0.45	0.76	1.10	1.64	1.58	42.10	Avg.: 95.92	Sp1: 107.16 (32)	Sp2: 113.68 (9)						
27	STREITBERGER Georg	AUT	Int1: 11.73 (34)	Int2: 31.81 (2)	Int3: 54.75 (7)	Int4: 1:31.31 (19)	Int5: 1:43.53 (15)	Fin: 2:03.24 (19)	I1-I2: 20.08 (1)	I2-I3: 22.94 (15)	I3-I4: 36.56 (40)	I4-I5: 12.22 (10)	I5-Fin: 19.71 (34)	0.23	0.10	0.23	1.36	1.72	2.09	55.46	Avg.: 95.52	Sp1: 111.61 (1)	Sp2: 112.73 (15)						
28	FILL Peter	ITA	Int1: 11.65 (17)	Int2: 31.91 (6)	Int3: 54.57 (3)	Int4: 1:29.95 (1)	Int5: 1:42.18 (3)	Fin: 2:01.56 (3)	I1-I2: 20.26 (5)	I2-I3: 22.66 (3)	I3-I4: 35.38 (3)	I4-I5: 12.23 (12)	I5-Fin: 19.38 (12)	0.15	0.20	0.05	0.00	0.37	0.41	11.03	Avg.: 96.84	Sp1: 111.13 (2)	Sp2: 111.34 (28)						
29	MARSAGLIA Matteo	ITA	Int1: 11.55 (3)	Int2: 32.07 (18)	Int3: 54.90 (10)	Int4: 1:30.06 (3)	Int5: 1:42.16 (2)	Fin: 2:01.49 (2)	I1-I2: 20.52 (26)	I2-I3: 22.83 (8)	I3-I4: 35.16 (1)	I4-I5: 12.10 (7)	I5-Fin: 19.33 (8)	0.05	0.36	0.38	0.11	0.35	0.34	9.15	Avg.: 96.90	Sp1: 107.16 (32)	Sp2: 109.53 (38)						
30	INNERHOFER Christof	ITA	Int1:	Int2:	Int3:	Int4:	Int5:	Fin: DNS	I1-I2:	I2-I3:	I3-I4:	I4-I5:	I5-Fin:											Avg.:	Sp1:	Sp2:			
31	STECHERT Tobias	GER	Int1: 11.76 (40)	Int2: 31.97 (10)	Int3: 55.08 (15)	Int4: 1:31.18 (15)	Int5: 1:43.82 (23)	Fin: 2:03.49 (23)	I1-I2: 20.21 (4)	I2-I3: 23.11 (27)	I3-I4: 36.10 (18)	I4-I5: 12.64 (43)	I5-Fin: 19.67 (30)	0.26	0.26	0.56	1.23	2.01	2.34	61.96	Avg.: 95.33	Sp1: 111.13 (2)	Sp2: 114.40 (5)						
32	WEIBRECHT Andrew	USA	Int1: 11.71 (29)	Int2: 32.06 (16)	Int3: 55.14 (18)	Int4: 1:33.07 (49)	Int5: 1:47.45 (58)	Fin: 2:09.71 (57)	I1-I2: 20.35 (12)	I2-I3: 23.08 (25)	I3-I4: 37.93 (60)	I4-I5: 14.38 (64)	I5-Fin: 22.26 (60)	0.21	0.35	0.62	3.12	5.64	8.56	215.80	Avg.: 90.76	Sp1: 109.69 (10)	Sp2: 111.11 (30)						
33	SULLIVAN Marco	USA	Int1: 11.65 (17)	Int2: 32.23 (30)	Int3: 55.35 (29)	Int4: 1:31.98 (39)	Int5: 1:44.76 (39)	Fin: 2:04.77 (40)	I1-I2: 20.58 (35)	I2-I3: 23.12 (28)	I3-I4: 36.63 (43)	I4-I5: 12.78 (49)	I5-Fin: 20.01 (45)	0.15	0.52	0.83	2.03	2.95	3.62	94.87	Avg.: 94.35	Sp1:	Sp2: 111.11 (30)						
34	GANONG Travis	USA	Int1: 12.01 (63)	Int2:	Int3:	Int4:	Int5:	Fin: DNF	I1-I2:	I2-I3:	I3-I4:	I4-I5:	I5-Fin:														Avg.:	Sp1:	Sp2:



PERFORMANCE ANALYSIS 2 TRAINING 1
Number of Competitors: 67

Bib	Name	Nation	Positions			Partials			Difference		Speed													
			Pos.	Time	Rank	Pos.	Time	Rank	Time	Dist(m)	Pos.	Km/h	Rank											
35	KRAMER Manuel	AUT	Int1: 11.79 (42)	Int2: 32.81 (52)	Int3: 55.25 (24)	Int4: 1:31.68 (30)	Int5: 1:43.94 (25)	Fin: 2:03.50 (24)	I1-I2: 21.02 (54)	I2-I3: 22.44 (1)	I3-I4: 36.43 (36)	I4-I5: 12.26 (15)	I5-Fin: 19.56 (22)	0.29	1.10	0.73	1.73	2.13	2.35	62.22	Avg.: 95.32	Sp1: 104.96 (52)	Sp2: 110.42 (33)	
36	SANDER Andreas	GER	Int1:	Int2:	Int3:	Int4:	Int5:	Fin: DNS	I1-I2:	I2-I3:	I3-I4:	I4-I5:	I5-Fin:										Sp1:	Sp2:
37	LUEOEND Vitus	SUI	Int1: 11.66 (20)	Int2: 32.10 (20)	Int3: 55.13 (17)	Int4: 1:31.07 (14)	Int5: 1:43.34 (12)	Fin: 2:02.56 (8)	I1-I2: 20.44 (19)	I2-I3: 23.03 (21)	I3-I4: 35.94 (15)	I4-I5: 12.27 (16)	I5-Fin: 19.22 (3)	0.16	0.39	0.61	1.12	1.53	1.41	37.62	Avg.: 96.05	Sp1: 108.53 (21)	Sp2: 113.68 (9)	
38	FRANZ Max	AUT	Int1: 11.81 (45)	Int2: 32.62 (47)	Int3:	Int4: 1:33.51 (52)	Int5: 1:46.30 (52)	Fin: 2:05.98 (45)	I1-I2: 20.81 (43)	I2-I3:	I3-I4:	I4-I5: 12.79 (51)	I5-Fin: 19.68 (31)	0.31	0.91	3.56	4.49	4.83	125.37	Avg.: 93.44	Sp1: 107.62 (30)	Sp2: 109.53 (38)		
39	KROELL Johannes	AUT	Int1: 11.87 (55)	Int2: 32.40 (36)	Int3: 55.43 (33)	Int4: 1:32.17 (41)	Int5: 1:44.82 (40)	Fin: 2:04.87 (41)	I1-I2: 20.53 (29)	I2-I3: 23.03 (21)	I3-I4: 36.74 (45)	I4-I5: 12.65 (45)	I5-Fin: 20.05 (48)	0.37	0.69	0.91	2.22	3.01	3.72	97.42	Avg.: 94.27	Sp1: 109.23 (16)	Sp2: 112.73 (15)	
40	DUERAGER Markus	AUT	Int1: 11.72 (31)	Int2: 32.58 (44)	Int3: 56.59 (55)	Int4: 1:33.90 (57)	Int5: 1:46.68 (56)	Fin: 2:06.98 (52)	I1-I2: 20.86 (48)	I2-I3: 24.01 (60)	I3-I4: 37.31 (54)	I4-I5: 12.78 (49)	I5-Fin: 20.30 (52)	0.22	0.87	2.07	3.95	4.87	5.83	150.13	Avg.: 92.71	Sp1: 106.72 (38)	Sp2: 107.35 (54)	
41	MAPLE Wiley	USA	Int1: 11.70 (25)	Int2: 32.51 (43)	Int3: 55.72 (41)	Int4: 1:32.88 (47)	Int5: 1:45.46 (47)	Fin: 2:05.73 (43)	I1-I2: 20.81 (43)	I2-I3: 23.21 (37)	I3-I4: 37.16 (50)	I4-I5: 12.58 (39)	I5-Fin: 20.27 (51)	0.20	0.80	1.20	2.93	3.65	4.58	119.12	Avg.: 93.63	Sp1: 102.85 (58)	Sp2: 104.44 (61)	
42	CASSE Mattia	ITA	Int1: 11.73 (34)	Int2: 32.08 (19)	Int3: 55.15 (19)	Int4: 1:31.76 (33)	Int5: 1:44.92 (41)	Fin: 2:04.49 (37)	I1-I2: 20.35 (12)	I2-I3: 23.07 (24)	I3-I4: 36.61 (42)	I4-I5: 13.16 (60)	I5-Fin: 19.57 (26)	0.23	0.37	0.63	1.81	3.11	3.34	87.73	Avg.: 94.56	Sp1: 109.93 (9)	Sp2: 111.57 (24)	
43	MARKIC Gasper	SLO	Int1: 11.83 (51)	Int2: 32.35 (34)	Int3: 55.32 (28)	Int4: 1:31.70 (31)	Int5: 1:44.26 (35)	Fin: 2:06.47 (50)	I1-I2: 20.52 (26)	I2-I3: 22.97 (17)	I3-I4: 36.38 (34)	I4-I5: 12.56 (36)	I5-Fin: 22.21 (59)	0.33	0.64	0.80	1.75	2.45	5.32	137.55	Avg.: 93.08	Sp1: 108.53 (21)	Sp2: 112.73 (15)	



PERFORMANCE ANALYSIS 2 TRAINING 1
Number of Competitors: 67

Bib	Name	Nation	Positions			Partials			Difference		Speed												
			Pos.	Time	Rank	Pos.	Time	Rank	Time	Dist(m)	Pos.	Km/h	Rank										
44	ZRNCIC-DIM Natko	CRO	Int1: 11.55 (3)	Int2: 31.82 (3)	Int3: 54.74 (5)	Int4: 1:31.20 (16)	Int5: 1:44.08 (28)	Fin: 2:03.73 (28)	I1-I2: 20.27 (6)	I2-I3: 22.92 (12)	I3-I4: 36.46 (37)	I4-I5: 12.88 (56)	I5-Fin: 19.65 (29)	0.05	0.11	0.22	1.25	2.27	2.58	68.19	Sp1: 109.46 (13)	Sp2: 117.39 (1)	Avg.: 95.14
45	FERSTL Josef	GER	Int1: 11.85 (53)	Int2: 32.76 (50)	Int3: 56.19 (51)	Int4: 1:33.21 (50)	Int5: 1:46.00 (49)	Fin: 2:06.01 (47)	I1-I2: 20.91 (49)	I2-I3: 23.43 (48)	I3-I4: 37.02 (49)	I4-I5: 12.79 (51)	I5-Fin: 20.01 (45)	0.35	1.05	1.67	3.26	4.19	4.86	126.12	Sp1: 105.83 (43)	Sp2: 108.43 (50)	Avg.: 93.42
46	PATSCHIEDER Hagen	ITA	Int1: 11.69 (23)	Int2: 32.13 (23)	Int3: 55.65 (39)	Int4: 1:31.83 (37)	Int5: 1:44.24 (33)	Fin: 2:03.95 (31)	I1-I2: 20.44 (19)	I2-I3: 23.52 (51)	I3-I4: 36.18 (27)	I4-I5: 12.41 (26)	I5-Fin: 19.71 (34)	0.19	0.42	1.13	1.88	2.43	2.80	73.87	Sp1: 108.07 (26)	Sp2: 109.53 (38)	Avg.: 94.97
47	POISSON David	FRA	Int1: 11.77 (41)	Int2: 32.39 (35)	Int3: 55.68 (40)	Int4: 1:31.78 (35)	Int5: 1:44.24 (33)	Fin: 2:03.87 (30)	I1-I2: 20.62 (38)	I2-I3: 23.29 (42)	I3-I4: 36.10 (18)	I4-I5: 12.46 (29)	I5-Fin: 19.63 (27)	0.27	0.68	1.16	1.83	2.43	2.72	71.80	Sp1: 105.83 (43)	Sp2: 111.57 (24)	Avg.: 95.04
48	PERKO Rok	SLO	Int1: 11.67 (22)	Int2: 32.61 (46)	Int3: 56.00 (45)	Int4: 1:33.27 (51)	Int5: 1:46.03 (50)	Fin: 2:10.63 (60)	I1-I2: 20.94 (51)	I2-I3: 23.39 (45)	I3-I4: 37.27 (53)	I4-I5: 12.76 (48)	I5-Fin: 24.60 (61)	0.17	0.90	1.48	3.32	4.22	9.48	237.31	Sp1: 106.72 (38)	Sp2: 106.29 (58)	Avg.: 90.12
49	THOMSEN Benjamin	CAN	Int1: 11.81 (45)	Int2: 32.63 (48)	Int3: 56.03 (47)	Int4: 1:32.55 (44)	Int5: 1:44.95 (43)	Fin: 2:04.30 (35)	I1-I2: 20.82 (45)	I2-I3: 23.40 (46)	I3-I4: 36.52 (39)	I4-I5: 12.40 (24)	I5-Fin: 19.35 (11)	0.31	0.92	1.51	2.60	3.14	3.15	82.87	Sp1: 105.61 (45)	Sp2: 107.56 (53)	Avg.: 94.71
50	KLINE Bostjan	SLO	Int1: 11.81 (45)	Int2: 32.91 (56)	Int3: 56.42 (54)	Int4: 1:32.57 (45)	Int5: 1:44.93 (42)	Fin: 2:05.99 (46)	I1-I2: 21.10 (58)	I2-I3: 23.51 (50)	I3-I4: 36.15 (24)	I4-I5: 12.36 (20)	I5-Fin: 21.06 (58)	0.31	1.20	1.90	2.62	3.12	4.84	125.62	Sp1: 102.44 (59)	Sp2: 110.42 (33)	Avg.: 93.44
51	KLOTZ Siegmara	ITA	Int1: 11.79 (42)	Int2: 32.75 (49)	Int3: 56.09 (48)	Int4: 1:32.16 (40)	Int5: 1:44.46 (36)	Fin: 2:04.31 (36)	I1-I2: 20.96 (52)	I2-I3: 23.34 (43)	I3-I4: 36.07 (16)	I4-I5: 12.30 (17)	I5-Fin: 19.85 (41)	0.29	1.04	1.57	2.21	2.65	3.16	83.12	Sp1: 106.05 (41)	Sp2: 112.50 (20)	Avg.: 94.70
52	HELIE Louis-Pierre	CAN	Int1: 12.06 (64)	Int2: 33.60 (62)	Int3: 57.51 (61)	Int4: 1:35.33 (60)	Int5: 1:48.26 (60)	Fin: 2:08.41 (55)	I1-I2: 21.54 (62)	I2-I3: 23.91 (59)	I3-I4: 37.82 (59)	I4-I5: 12.93 (58)	I5-Fin: 20.15 (49)	0.56	1.89	2.99	5.38	6.45	7.26	184.88	Sp1: 100.62 (62)	Sp2: 107.78 (52)	Avg.: 91.68

PERFORMANCE ANALYSIS 2 TRAINING 1
Number of Competitors: 67

Bib	Name	Nation	Positions			Partials			Difference		Speed							
			Pos.	Time	Rank	Pos.	Time	Rank	Time	Dist(m)	Pos.	Km/h	Rank					
53	PANGRAZZI Paolo	ITA	Int1: 11.73 (34)	Int2: 32.43 (39)	Int3: 56.02 (46)	Int4: 1:32.34 (43)	Int5: 1:45.17 (46)	Fin: 2:05.07 (42)	I1-I2: 20.70 (39)	I2-I3: 23.59 (52)	I3-I4: 36.32 (31)	I4-I5: 12.83 (54)	I5-Fin: 19.90 (43)	0.23	102.49	Sp1: 105.61 (45)	Sp2: 109.31 (42)	Avg.: 94.12
54	GRUENENFELDER Tobias	SUI	Int1: 11.71 (29)	Int2: 32.25 (31)	Int3: 55.38 (30)	Int4: 1:31.49 (25)	Int5: 1:44.06 (26)	Fin: 2:03.28 (22)	I1-I2: 20.54 (32)	I2-I3: 23.13 (31)	I3-I4: 36.11 (20)	I4-I5: 12.57 (37)	I5-Fin: 19.22 (3)	0.21	56.50	Sp1: 105.61 (45)	Sp2: 108.87 (47)	Avg.: 95.49
55	MAYER Matthias	AUT	Int1: 11.70 (25)	Int2: 32.18 (28)	Int3: 55.78 (43)	Int4: 1:32.57 (45)	Int5: 1:45.00 (44)	Fin: 2:04.69 (38)	I1-I2: 20.48 (23)	I2-I3: 23.60 (53)	I3-I4: 36.79 (47)	I4-I5: 12.43 (27)	I5-Fin: 19.69 (32)	0.20	92.84	Sp1: 108.76 (19)	Sp2: 106.09 (59)	Avg.: 94.41
56	SIEBER Bjoern	AUT	Int1: 11.87 (55)	Int2: 32.44 (41)	Int3: 56.14 (49)	Int4: 1:33.67 (55)	Int5: 1:46.58 (55)	Fin: 2:06.39 (49)	I1-I2: 20.57 (34)	I2-I3: 23.70 (55)	I3-I4: 37.53 (57)	I4-I5: 12.91 (57)	I5-Fin: 19.81 (40)	0.37	135.57	Sp1: 108.07 (26)	Sp2: 105.05 (60)	Avg.: 93.14
57	GEHRIG Marc	SUI	Int1: 11.98 (61)	Int2: 32.81 (52)	Int3: 56.23 (52)	Int4: 1:33.65 (54)	Int5: 1:46.47 (54)	Fin: 2:06.32 (48)	I1-I2: 20.83 (46)	I2-I3: 23.42 (47)	I3-I4: 37.42 (55)	I4-I5: 12.82 (53)	I5-Fin: 19.85 (41)	0.48	133.83	Sp1: 104.75 (53)	Sp2: 106.93 (55)	Avg.: 93.19
58	MANI Nils	SUI	Int1: 11.94 (58)	Int2: 33.09 (61)	Int3: 57.46 (60)	Int4: 1:34.68 (59)	Int5: 1:47.32 (57)	Fin: 2:07.05 (53)	I1-I2: 21.15 (61)	I2-I3: 24.37 (61)	I3-I4: 37.22 (51)	I4-I5: 12.64 (43)	I5-Fin: 19.73 (37)	0.44	151.85	Sp1: 102.24 (60)	Sp2: 106.71 (57)	Avg.: 92.66
59	ROGER Brice	FRA	Int1: 11.79 (42)	Int2: 32.59 (45)	Int3: 55.77 (42)	Int4: 1:31.90 (38)	Int5: 1:44.47 (37)	Fin: 2:03.99 (32)	I1-I2: 20.80 (42)	I2-I3: 23.18 (34)	I3-I4: 36.13 (21)	I4-I5: 12.57 (37)	I5-Fin: 19.52 (19)	0.29	74.90	Sp1: 105.40 (49)	Sp2: 109.09 (45)	Avg.: 94.94
60	BOUILLOT Alexandre	FRA	Int1: 11.94 (58)	Int2: 32.87 (55)	Int3: 56.62 (56)	Int4: 1:33.61 (53)	Int5: 1:46.15 (51)	Fin: 2:05.93 (44)	I1-I2: 20.93 (50)	I2-I3: 23.75 (56)	I3-I4: 36.99 (48)	I4-I5: 12.54 (34)	I5-Fin: 19.78 (38)	0.44	124.12	Sp1: 104.75 (53)	Sp2: 109.31 (42)	Avg.: 93.48
61	BRANDNER Klaus	GER	Int1: 11.97 (60)	Int2: 33.02 (59)	Int3: 56.89 (59)	Int4: 1:35.51 (61)	Int5: 1:48.84 (61)	Fin: 2:09.10 (56)	I1-I2: 21.05 (55)	I2-I3: 23.87 (58)	I3-I4: 38.62 (62)	I4-I5: 13.33 (61)	I5-Fin: 20.26 (50)	0.47	201.37	Sp1: 106.94 (36)	Sp2: 102.85 (62)	Avg.: 91.19



PERFORMANCE ANALYSIS 2 TRAINING 1

Number of Competitors: 67

Bib	Name	Nation	Positions			Partials			Difference		Speed							
			Pos.	Time	Rank	Pos.	Time	Rank	Time	Dist(m)	Pos.	Km/h	Rank					
62	ZEPNIK Philipp	GER	Int1: 11.99 (62)	Int2: 33.05 (60)	Int3: 56.81 (58)	Int4: 1:34.42 (58)	Int5: 1:47.48 (59)	Fin: 2:07.97 (54)	I1-I2: 21.06 (56)	I2-I3: 23.76 (57)	I3-I4: 37.61 (58)	I4-I5: 13.06 (59)	I5-Fin: 20.49 (54)	0.49	174.27	Sp1: 103.06 (56)	Sp2: 106.93 (55)	Avg.: 91.99
63	KRIZAJ Andrej	SLO	Int1: 11.86 (54)	Int2: 32.94 (57)	Int3: 56.15 (50)	Int4: 1:33.67 (55)	Int5: 1:46.38 (53)	Fin: 2:06.73 (51)	I1-I2: 21.08 (57)	I2-I3: 23.21 (37)	I3-I4: 37.52 (56)	I4-I5: 12.71 (47)	I5-Fin: 20.35 (53)	0.36	143.98	Sp1: 105.40 (49)	Sp2: 109.09 (45)	Avg.: 92.89
64	ESTEVE Kevin	AND	Int1: 11.72 (31)	Int2: 32.84 (54)	Int3: 56.28 (53)	Int4: 1:33.00 (48)	Int5: 1:45.48 (48)	Fin: DNF	I1-I2: 21.12 (59)	I2-I3: 23.44 (49)	I3-I4: 36.72 (44)	I4-I5: 12.48 (31)	I5-Fin:	0.22		Sp1: 103.06 (56)	Sp2: 111.57 (24)	Avg.:
65	KOSI Klemen	SLO	Int1: 11.87 (55)	Int2: 33.00 (58)	Int3: 56.68 (57)	Int4: 6:17.59 (63)	Int5: 6:30.22 (63)	Fin: 6:49.75 (61)	I1-I2: 21.13 (60)	I2-I3: 23.68 (54)	I3-I4: 5:20.91 (63)	I4-I5: 12.63 (42)	I5-Fin: 19.53 (20)	0.37	2303.17	Sp1: 105.18 (51)	Sp2: 108.00 (51)	Avg.: 28.73
66	TARBERRY Ace	USA	Int1: 11.81 (45)	Int2:	Int3: 6:29.92 (63)	Int4: 7:07.18 (64)	Int5: 7:20.05 (64)	Fin: 7:39.38 (62)	I1-I2:	I2-I3:	I3-I4: 37.26 (52)	I4-I5: 12.87 (55)	I5-Fin: 19.33 (8)	0.31	2407.62	Sp1:	Sp2: 102.85 (62)	Avg.: 25.63
67	OLIVERAS Marc	AND	Int1: 12.10 (65)	Int2: 33.80 (63)	Int3: 58.32 (62)	Int4: 1:36.52 (62)	Int5: 1:49.96 (62)	Fin: 2:10.48 (59)	I1-I2: 21.70 (63)	I2-I3: 24.52 (62)	I3-I4: 38.20 (61)	I4-I5: 13.44 (62)	I5-Fin: 20.52 (56)	0.60	233.82	Sp1: 101.83 (61)	Sp2: 100.55 (64)	Avg.: 90.22

LEGEND

Pos	Intermediate or Speed Position	Int2:	Intermediate 2	Int5:	Intermediate 5	Sp2:	Speed Trap 2
Avg.	Average Speed for the race	Int3:	Intermediate 3	DNF	Did Not Finish	DNS	Did Not Start
Dist(m)	Distance behind the first	Int4:	Intermediate 4	Sp1:	Speed Trap 1	Fin:	Finish
Int1:	Intermediate 1						

27-12-2011 / Bormio (ITA) / 0817

Page 8/8

Data Processing by LONGINES

www.fisalpine.com

LONGINES Timing

Generation Date: TUE 27 DEC 2011

Time: 15:46

Document: 77B 1.0

