



Best s.r.l. - 23032 Bormio (So) Italy - Via Roma, 131/b - tel. +39 0342 902222 fax +39 0342 911712 - www.bormioonline.com

**AUDI FIS ALPINE SKI WORLD CUP 2011/12**  
**Bormio (ITA)**  
**LONGINES®**

**FIS®** 3rd MEN'S DOWNHILL WED 28 DEC 2011  
 SKI WORLD CUP

**ALPHABETICAL LIST OF COMPETITORS TRAINING 2**

Number of Competitors: 67, Number of NSA: 12

NSA	FIS Code	Name	FIS Points (22th of December 2011 – List 6)					
			DH	SL	GS	SG	SC	
<b>AND</b> (2)	20267	<b>ESTEVE Kevin</b>	34.30 (147)	34.53 (592)	28.41 (395)	34.85 (292)	46.26 (225)	
	20324	<b>OLIVERAS Marc</b>	57.76 (295)	62.22 (1637)	44.17 (917)	39.02 (345)	77.16 (484)	
<b>AUT</b> (12)	51215	<b>BAUMANN Romed</b>	3.30 (5)	36.10 (652)	5.09 (16)	3.41 (11)	4.69 (10)	
	53936	<b>DUERAGER Markus</b>	13.77 (56)	97.20 (2963)	40.15 (784)	17.39 (100)	58.34 (331)	
	53817	<b>FRANZ Max</b>	12.27 (51)	50.62 (1180)	38.78 (718)	5.67 (29)	22.14 (72)	
	53837	<b>KRAMER Manuel</b>	9.10 (40)	175.47 (5070)	30.51 (458)	18.94 (115)	48.63 (250)	
	53981	<b>KROELL Johannes</b>	12.77 (53)	86.49 (2571)	27.84 (377)	26.63 (191)	25.96 (85)	
	50753	<b>KROELL Klaus</b>	1.66 (2)	999.00 (6572)	332.49 (6321)	3.22 (9)	-	
	53902	<b>MAYER Matthias</b>	22.73 (94)	36.73 (677)	21.29 (197)	6.68 (38)	36.46 (151)	
	51327	<b>PUCHNER Joachim</b>	4.72 (17)	73.36 (2076)	29.48 (430)	4.58 (19)	5.77 (24)	
	50742	<b>REICHELTH Hannes</b>	5.42 (24)	587.52 (6470)	4.14 (9)	1.77 (3)	60.41 (342)	
	51005	<b>SCHEIBER Mario</b>	4.17 (13)	39.71 (780)	10.52 (55)	4.77 (22)	7.44 (37)	
53853	<b>SIEBER Bjoern</b>	23.15 (96)	112.96 (3542)	16.68 (121)	6.00 (31)	5.15 (12)		
50858	<b>STREITBERGER Georg</b>	5.17 (21)	374.22 (6300)	70.92 (2004)	3.96 (15)	10.53 (43)		
<b>CAN</b> (5)	102961	<b>DIXON Robbie</b>	6.14 (36)	59.19 (1524)	11.38 (62)	5.44 (27)	47.28 (235)	
	102263	<b>GUAY Erik</b>	4.07 (12)	281.76 (6015)	21.04 (192)	3.84 (13)	168.02 (1246)	
	103090	<b>HELIE Louis-Pierre</b>	20.20 (84)	23.95 (276)	32.56 (519)	12.57 (62)	51.98 (276)	
	102271	<b>HUDEC Jan</b>	5.51 (26)	60.12 (1562)	15.37 (102)	5.16 (24)	46.16 (222)	
	103271	<b>THOMSEN Benjamin</b>	16.99 (72)	54.72 (1341)	40.65 (807)	25.64 (181)	47.78 (243)	
<b>CRO</b> (1)	380292	<b>ZRNCIC-DIM Natko</b>	15.29 (61)	14.81 (116)	25.06 (295)	8.50 (42)	4.26 (8)	
<b>FRA</b> (7)	191591	<b>BERTRAND Yannick</b>	4.85 (20)	580.37 (6462)	45.45 (982)	12.23 (60)	47.30 (237)	
	193034	<b>BOUILLOT Alexandre</b>	27.25 (117)	32.22 (510)	17.29 (131)	14.48 (76)	32.73 (117)	
	191740	<b>CLAREY Johan</b>	4.17 (13)	72.02 (2013)	75.44 (2203)	19.01 (116)	13.18 (48)	
	192932	<b>FAYED Guillermo</b>	5.57 (27)	75.82 (2177)	100.77 (3227)	32.38 (258)	40.59 (179)	
	191964	<b>POISSON David</b>	15.72 (66)	296.90 (6089)	38.16 (699)	25.84 (184)	151.00 (1110)	
	194190	<b>ROGER Brice</b>	26.69 (113)	21.18 (218)	36.38 (635)	17.49 (102)	27.19 (90)	
	192746	<b>THEAUX Adrien</b>	3.89 (10)	55.36 (1367)	15.27 (99)	2.54 (4)	5.36 (19)	
<b>GER</b> (6)	202196	<b>BRANDNER Klaus</b>	28.22 (122)	61.86 (1624)	22.32 (227)	24.75 (169)	34.58 (135)	
	202059	<b>FERSTL Josef</b>	15.30 (62)	57.18 (1444)	32.18 (506)	18.85 (113)	31.84 (108)	
	201606	<b>KEPPLER Stephan</b>	12.56 (52)	605.29 (6483)	58.54 (1504)	4.65 (20)	50.70 (259)	
	200379	<b>SANDER Andreas</b>	10.67 (47)	47.91 (1088)	52.84 (1269)	11.43 (52)	33.45 (124)	



**ALPHABETICAL LIST OF COMPETITORS TRAINING 2**

Number of Competitors: 67, Number of NSA: 12

NSA	FIS Code	Name	FIS Points (22th of December 2011 – List 6)							
			DH	SL	GS	SG	SC			
<b>GER</b> (6)	201811	<b>STECHELT</b> Tobias	6.00 (31)	200.94 (5405)	101.70 (3258)	16.92 (94)	74.49 (455)			
	202125	<b>ZEPNIK</b> Philipp	31.41 (131)	77.80 (2247)	14.69 (89)	17.31 (98)	39.89 (174)			
<b>ITA</b> (9)	990081	<b>CASSE</b> Mattia	14.63 (58)	25.64 (314)	13.92 (83)	21.20 (138)	16.81 (60)			
	292455	<b>FILL</b> Peter	4.75 (19)	61.41 (1609)	18.59 (155)	4.75 (21)	3.71 (5)			
	292514	<b>HEEL</b> Werner	5.65 (28)	259.14 (5892)	49.14 (1130)	5.05 (23)	8.98 (39)			
	293006	<b>INNERHOFER</b> Christof	3.68 (9)	15.65 (121)	17.45 (136)	2.77 (6)	0.90 (2)			
	294277	<b>KLOTZ</b> Siegmara	19.60 (83)	44.98 (981)	37.14 (667)	23.32 (157)	23.28 (76)			
	293550	<b>MARSAGLIA</b> Matteo	10.11 (45)	27.99 (375)	11.65 (65)	8.78 (45)	5.54 (21)			
	294904	<b>PANGRAZZI</b> Paolo	21.17 (87)	32.45 (517)	26.09 (330)	19.51 (120)	5.18 (13)			
	291459	<b>PARIS</b> Dominik	5.36 (23)	60.46 (1574)	55.12 (1372)	24.40 (168)	5.97 (26)			
294911	<b>PATSCHEIDER</b> Hagen	15.45 (64)	117.40 (3684)	12.43 (71)	14.96 (79)	16.29 (57)				
<b>NOR</b> (1)	421328	<b>SVINDAL</b> Aksel Lund	3.64 (8)	15.89 (125)	3.00 (3)	0.70 (2)	2.45 (3)			
<b>SLO</b> (6)	561216	<b>KLINE</b> Bostjan	19.23 (81)	33.24 (543)	25.18 (302)	13.38 (67)	23.05 (74)			
	561217	<b>KOSI</b> Klemen	45.28 (213)	18.96 (172)	30.97 (472)	34.13 (287)	39.24 (172)			
	561085	<b>KRIZAJ</b> Andrej	31.43 (132)	54.86 (1346)	39.84 (768)	15.62 (80)	46.18 (223)			
	561087	<b>MARKIC</b> Gasper	15.16 (60)	69.96 (1931)	30.36 (454)	10.74 (50)	31.98 (110)			
	561067	<b>PERKO</b> Rok	16.92 (71)	85.11 (2521)	36.57 (641)	12.76 (64)	33.58 (125)			
	560447	<b>SPORN</b> Andrej	4.74 (18)	48.28 (1095)	56.89 (1442)	17.28 (96)	39.02 (170)			
<b>SUI</b> (11)	510030	<b>CUCHE</b> Didier	0.00 (1)	999.00 (6572)	5.11 (17)	0.00 (1)	9.00 (40)			
	510727	<b>DEFAGO</b> Didier	3.95 (11)	84.79 (2506)	6.60 (36)	5.24 (25)	5.22 (16)			
	511383	<b>FEUZ</b> Beat	2.41 (4)	34.82 (607)	12.63 (73)	3.03 (7)	5.28 (18)			
	511527	<b>GEHRIG</b> Marc	24.32 (100)	30.95 (457)	20.71 (186)	33.91 (284)	54.62 (299)			
	511529	<b>GISIN</b> Marc	5.99 (30)	28.44 (389)	18.54 (153)	25.51 (178)	17.08 (63)			
	510747	<b>GRUENENFELDER</b> Tobias	21.96 (90)	580.37 (6462)	29.07 (415)	4.41 (18)	53.98 (295)			
	510767	<b>HOFFMANN</b> Ambrosi	5.43 (25)	408.26 (6354)	50.96 (1204)	18.35 (109)	-			
	511139	<b>KUENG</b> Patrick	4.65 (15)	43.46 (920)	34.41 (572)	5.54 (28)	38.66 (167)			
	511142	<b>LUEOEND</b> Vitus	12.15 (49)	31.95 (503)	20.08 (176)	20.73 (133)	32.46 (113)			
	511847	<b>MANI</b> Nils	26.55 (112)	25.61 (312)	28.60 (402)	14.40 (75)	51.16 (265)			
510890	<b>ZURBRIGGEN</b> Silvan	3.55 (7)	5.26 (22)	32.12 (504)	5.35 (26)	3.97 (7)				
<b>SWE</b> (1)	501076	<b>OLSSON</b> Hans	12.23 (50)	20.02 (192)	28.87 (410)	6.00 (31)	5.91 (25)			
<b>USA</b> (6)	530874	<b>GANONG</b> Travis	9.03 (39)	63.44 (1687)	26.52 (345)	13.98 (71)	84.34 (548)			
	930024	<b>MAPLE</b> Wiley	14.28 (57)	36.53 (670)	30.18 (447)	19.40 (119)	31.57 (105)			
	532431	<b>MILLER</b> Bode	3.44 (6)	10.68 (72)	5.50 (22)	2.64 (5)	5.99 (28)			
	533131	<b>SULLIVAN</b> Marco	7.02 (38)	210.48 (5504)	38.17 (700)	6.56 (37)	122.17 (882)			
	531156	<b>TARBERRY</b> Ace	48.35 (229)	22.83 (253)	15.64 (109)	18.69 (111)	36.23 (149)			
	530939	<b>WEIBRECHT</b> Andrew	6.35 (37)	83.63 (2458)	33.88 (553)	6.00 (31)	6.60 (34)			

<b>LEGEND</b>	<b>DH</b> Downhill	<b>SL</b> Slalom	<b>GS</b> Giant Slalom	<b>SG</b> Super-G	<b>SC</b> Super Combined
---------------	--------------------	------------------	------------------------	-------------------	--------------------------

28-12-2011 / Bormio (ITA) / 0818

Page 2/2

Data Processing by LONGINES

[www.fisalpine.com](http://www.fisalpine.com)


LONGINES Timing

Generation Date: TUE 27 DEC 2011

Time: 17:16

Document: 32E 1.0





29.12.2011

# Audi FIS Ski World Cup



Best s.r.l. - 23032 Bormio (So) Italy - Via Roma, 131/b - tel. +39 0342 902222 fax +39 0342 911712 - www.bormioonline.com



## AUDI FIS ALPINE SKI WORLD CUP 2011/12



### Bormio (ITA)



3rd MEN'S DOWNHILL

WED 28 DEC 2011  
Start Time: 11:45

## DRAW LIST BY POINTS TRAINING 2

Number of Competitors: 68, Number of NSA: 12 Ranked 100 in the FIS List: GEHRIG M. FIS Pts: 24.32

No.	FIS Code	Name	NSA	WCSL-DH	WCSL-O	FIS-DH
1	510030	CUCHE Didier	SUI	612 (1)	1087 (3)	0.00 (1)
2	50753	KROELL Klaus	AUT	461 (2)	644 (12)	1.66 (2)
3	511383	FEUZ Beat	SUI	392 (4)	689 (10)	2.41 (3)
4	51215	BAUMANN Romed	AUT	311 (5)	749 (7)	3.30 (4)
5	532431	MILLER Bode	USA	298 (6)	702 (9)	3.44 (5)
6	510890	ZURBRIGGEN Silvan	SUI	288 (7)	633 (13)	3.55 (6)
7	421328	SVINDAL Aksel Lund	NOR	280 (8)	1152 (2)	3.64 (7)
8	293006	INNERHOFER Christof	ITA	277 (9)	783 (6)	3.68 (8)
9	192746	THEAUX Adrien	FRA	257 (10)	544 (17)	3.89 (9)
10	510727	DEFAGO Didier	SUI	252 (11)	459 (22)	3.95 (10)
11	102263	GUAY Erik	CAN	241 (12)	395 (24)	4.07 (11)
12	51005	SCHEIBER Mario	AUT	232 (13)	342 (29)	4.17 (13)
13	191740	CLAREY Johan	FRA	232 (13)	263 (37)	4.17 (12)
14	511139	KUENG Patrick	SUI	188 (15)	262 (38)	4.65 (14)
15	51327	PUCHNER Joachim	AUT	182 (17)	352 (27)	4.72 (15)
16	+500 50742	REICHELTH Hannes	AUT	118 (24)	586 (15)	5.42 (21)
17	560447	SPORN Andrej	SLO	180 (18)	212 (45)	4.74 (16)
18	292455	FILL Peter	ITA	179 (19)	461 (21)	4.75 (17)
19	191591	BERTRAND Yannick	FRA	170 (20)	216 (44)	4.85 (18)
20	50858	STREITBERGER Georg	AUT	141 (21)	289 (32)	5.17 (19)
21	291459	PARIS Dominik	ITA	123 (23)	166 (54)	5.36 (20)
22	510767	HOFFMANN Ambrosi	SUI	117 (25)	130 (68)	5.43 (22)
23	102271	HUDEC Jan	CAN	110 (26)	202 (47)	5.51 (23)
24	192932	FAYED Guillermo	FRA	104 (27)	108 (73)	5.57 (24)
25	292514	HEEL Werner	ITA	97 (28)	209 (46)	5.65 (25)
26	511529	GISIN Marc	SUI	66 (30)	88 (85)	5.99 (26)
27	501076	OLSSON Hans	SWE	65 (31)	154 (57)	12.23 (36)
28	102961	DIXON Robbie	CAN	50 (36)	133 (67)	6.14 (28)
29	201606	KEPPLER Stephan	GER	47 (37)	163 (56)	12.56 (38)
30	293550	MARSAGLIA Matteo	ITA	37 (40)	151 (59)	10.11 (33)
31	201811	STECHERT Tobias	GER	21 (44)	39 (114)	6.00 (27)
32	530939	WEIBRECHT Andrew	USA	11 (56)	65 (94)	6.35 (29)
33	533131	SULLIVAN Marco	USA	18 (46)	36 (115)	7.02 (30)
34	530874	GANONG Travis	USA	18 (46)	28 (122)	9.03 (31)
35	53837	KRAMER Manuel	AUT	-	22 (126)	9.10 (32)
36	200379	SANDER Andreas	GER	18 (46)	31 (119)	10.67 (34)

28-12-2011 / Bormio (ITA) / 0818

Page 1/2

Data Processing by LONGINES

www.fisalpine.com

LONGINES Timing

Generation Date: TUE 27 DEC 2011

Time: 16:42

Document: 45B 1.0



**DRAW LIST BY POINTS TRAINING 2**
**Number of Competitors: 68, Number of NSA: 12 Ranked 100 in the FIS List: GEHRIG M. FIS Pts: 24.32**

No.	FIS Code	Name	NSA	WCSL-DH	WCSL-O	FIS-DH
37	511142	LUEOEND Vitus	SUI	7 (63)	13 (137)	12.15 (35)
38	53817	FRANZ Max	AUT	19 (45)	97 (78)	12.27 (37)
39	53981	KROELL Johannes	AUT	-	-	12.77 (39)
40	53936	DUERAGER Markus	AUT	-	-	13.77 (40)
41	930024	MAPLE Wiley	USA	-	2 (170)	14.28 (41)
42	990081	CASSE Mattia	ITA	1 (69)	9 (150)	14.63 (42)
43	561087	MARKIC Gasper	SLO	18 (46)	41 (110)	15.16 (43)
44	380292	ZRNCIC-DIM Natko	CRO	11 (56)	144 (60)	15.29 (44)
45	202059	FERSTL Josef	GER	-	-	15.30 (45)
46	294911	PATSCHIEDER Hagen	ITA	8 (61)	13 (137)	15.45 (46)
47	191964	POISSON David	FRA	26 (42)	26 (124)	15.72 (47)
48	561067	PERKO Rok	SLO	7 (63)	22 (126)	16.92 (48)
49	103271	THOMSEN Benjamin	CAN	27 (41)	33 (117)	16.99 (49)
50	54005	STRIEDINGER Otmar	AUT	-	-	18.51 (50)
51	561216	KLINE Bostjan	SLO	13 (54)	13 (137)	19.23 (51)
52	294277	KLOTZ Siegmur	ITA	9 (60)	43 (107)	19.60 (52)
53	103090	HELIE Louis-Pierre	CAN	16 (53)	16 (133)	20.20 (53)
54	294904	PANGRAZZI Paolo	ITA	-	81 (87)	21.17 (54)
55	510747	GRUENENFELDER Tobias	SUI	17 (50)	144 (60)	21.96 (55)
56	53902	MAYER Matthias	AUT	-	50 (104)	22.73 (56)
57	53853	SIEBER Bjoern	AUT	-	89 (83)	23.15 (57)
58	511527	GEHRIG Marc	SUI	-	-	= 24.32 (58)
59	511847	MANI Nils	SUI	-	-	> 26.55 (59)
60	194190	ROGER Brice	FRA	-	-	> 26.69 (60)
61	193034	BOUILLOT Alexandre	FRA	-	-	> 27.25 (61)
62	202196	BRANDNER Klaus	GER	-	-	> 28.22 (62)
63	202125	ZEPNIK Philipp	GER	-	-	> 31.41 (63)
64	561085	KRIZAJ Andrej	SLO	-	3 (167)	> 31.43 (64)
65	20267	ESTEVE Kevin	AND	-	-	> 34.30 (65)
66	561217	KOSI Klemen	SLO	-	-	> 45.28 (66)
67	531156	TARBERRY Ace	USA	-	-	> 48.35 (67)
68	20324	OLIVERAS Marc	AND	-	-	> 57.76 (68)

**LEGEND**

**+500** More than 500 points on WCSL-O after 15th place or after 30th place  
**WCSL-DH** World Cup Start List points for Downhill  
**FIS-DH** FIS points for Downhill

**WCSL-O No.** Overall WCSL points Control Number

28-12-2011 / Bormio (ITA) / 0818

Page 2/2

Data Processing by LONGINES

[www.fisalpine.com](http://www.fisalpine.com)

LONGINES Timing

Generation Date: TUE 27 DEC 2011

Time: 16:42

Document: 45B 1.0





Best s.r.l. - 23032 Bormio (So) Italy - Via Roma, 131/b - tel. +39 0342 902222 fax +39 0342 911712 - www.bormioonline.com

**AUDI FIS ALPINE SKI WORLD CUP 2011/12**  
**Bormio (ITA)**  
**LONGINES®**

**3rd MEN'S DOWNHILL**  
**START LIST TRAINING 2**  
**WED 28 DEC 2011**  
**Start Time: 11:45**

Jury			Technical Data	
<b>TD FIS</b>	P. BLOCH	SUI	<b>Course Name</b>	Stelvio
<b>Referee</b>	G. HUJARA	FIS	<b>Start Altitude</b>	2255 m
<b>Assistant Referee</b>	H. SCHMALZL	FIS	<b>Finish Altitude</b>	1245 m
<b>Chief of Race</b>	M. RINALDI	ITA	<b>Vertical Drop</b>	1010 m
			<b>Course Length</b>	3270 m
			<b>Homologation Number</b>	8406/02/07

Race Information				
<b>Course Setter</b>	H. SCHMALZL	FIS		
<b>Number of Gates</b>	43			
<b>Start Time</b>	11:45			
<b>Forerunners</b>	A - A. PLANCK	ITA	E - M. DE VETTORI	ITA
	B - A. RAVELLI	ITA	F - H. BATTILANI	ITA
	C - C. BERETTA	ITA	G - D. CAZZANIGA	ITA
	D - A. HOFER	ITA	H - J. GIACOMELLI	ITA

**Number of Competitors: 67, Number of NSA: 12**

Bib	FIS Code	Name	Year of Birth	Nation	Time	Ski
1	102961	DIXON Robbie	1985	CAN		Rossignol
2	201606	KEPPLER Stephan	1983	GER		Head
3	510767	HOFFMANN Ambrosi	1977	SUI		Nordica
4	191591	BERTRAND Yannick	1980	FRA		Atomic
5	560447	SPORN Andrej	1981	SLO		Elan
6	501076	OLSSON Hans	1984	SWE		Head
7	50742	REICHELТ Hannes	1980	AUT		Salomon
8	51327	PUCHNER Joachim	1987	AUT		Atomic
9	293006	INNERHOFER Christof	1984	ITA		Rossignol
10	511139	KUENG Patrick	1984	SUI		Salomon
11	191740	CLAREY Johan	1981	FRA		Head
12	51005	SCHEIBER Mario	1983	AUT		Atomic
13	102263	GUAY Erik	1981	CAN		Atomic
14	510727	DEFAGO Didier	1977	SUI		Rossignol
15	192746	THEAUX Adrien	1984	FRA		Salomon
16	50753	KROELL Klaus	1980	AUT		Salomon
17	511383	FEUZ Beat	1987	SUI		Salomon
18	51215	BAUMANN Romed	1986	AUT		Salomon
19	510890	ZURBRIGGEN Silvan	1981	SUI		Rossignol
20	510030	CUCHE Didier	1974	SUI		Head
21	532431	MILLER Bode	1977	USA		Head
22	421328	SVINDAL Aksel Lund	1982	NOR		Head



**Number of Competitors: 67, Number of NSA: 12**

Bib	FIS Code	Name	Year of Birth	Nation	Time	Ski
23	292514	HEEL Werner	1982	ITA		Head
24	293550	MARSAGLIA Matteo	1985	ITA		Rossignol
25	511529	GISIN Marc	1988	SUI		Nordica
26	102271	HUDEC Jan	1981	CAN		Rossignol
27	192932	FAYED Guillermo	1985	FRA		Head
28	292455	FILL Peter	1982	ITA		Atomic
29	50858	STREITBERGER Georg	1981	AUT		Fischer
30	291459	PARIS Dominik	1989	ITA		Nordica
31	201811	STECHELT Tobias	1985	GER		Head
32	530939	WEIBRECHT Andrew	1986	USA		Rossignol
33	533131	SULLIVAN Marco	1980	USA		Rossignol
34	530874	GANONG Travis	1988	USA		Atomic
35	53837	KRAMER Manuel	1989	AUT		Atomic
36	200379	SANDER Andreas	1989	GER		Atomic
37	511142	LUEOEND Vitus	1984	SUI		Salomon
38	53817	FRANZ Max	1989	AUT		Atomic
39	53981	KROELL Johannes	1991	AUT		Salomon
40	53936	DUERAGER Markus	1990	AUT		Fischer
41	930024	MAPLE Wiley	1990	USA		Atomic
42	990081	CASSE Mattia	1990	ITA		Rossignol
43	561087	MARKIC Gasper	1986	SLO		Elan
44	380292	ZRNCIC-DIM Natko	1986	CRO		Atomic
45	202059	FERSTL Josef	1988	GER		Nordica
46	294911	PATSCHEIDER Hagen	1988	ITA		Atomic
47	191964	POISSON David	1982	FRA		Salomon
48	561067	PERKO Rok	1985	SLO		Stoekli
49	103271	THOMSEN Benjamin	1987	CAN		Head
50	561216	KLINE Bostjan	1991	SLO		Stoekli
51	294277	KLOTZ Siegmund	1987	ITA		Nordica
52	103090	HELIE Louis-Pierre	1986	CAN		Head
53	294904	PANGRAZZI Paolo	1988	ITA		Rossignol
54	510747	GRUENENFELDER Tobias	1977	SUI		Stoekli
55	53902	MAYER Matthias	1990	AUT		Head
56	53853	SIEBER Bjoern	1989	AUT		Atomic
57	511527	GEHRIG Marc	1988	SUI		
58	511847	MANI Nils	1992	SUI		Stoekli
59	194190	ROGER Brice	1990	FRA		Rossignol
60	193034	BOUILLOT Alexandre	1985	FRA		
61	202196	BRANDNER Klaus	1990	GER		
62	202125	ZEPNIK Philipp	1988	GER		
63	561085	KRIZAJ Andrej	1986	SLO		Elan
64	20267	ESTEVE Kevin	1989	AND		
65	561217	KOSI Klemen	1991	SLO		Stoekli
66	531156	TARBERRY Ace	1988	USA		
67	20324	OLIVERAS Marc	1991	AND		



Best s.r.l. - 23032 Bormio (So) Italy - Via Roma, 131/b - tel. +39 0342 902222 fax +39 0342 911712 - www.bormioonline.com

**AUDI FIS ALPINE SKI WORLD CUP 2011/12**  
**Bormio (ITA)**

**3rd MEN'S DOWNHILL**  
**RESULTS TRAINING 2 BY RANK**  
 WED 28 DEC 2011  
 Start Time: 11:45

Jury			Technical Data	
TD FIS	P. BLOCH	SUI	Course Name	Stelvio
Referee	G. HUJARA	FIS	Start Altitude	2255 m
Assistant Referee	H. SCHMALZL	FIS	Finish Altitude	1245 m
Chief of Race	M. RINALDI	ITA	Vertical Drop	1010 m
			Course Length	3270 m
			Homologation Number	8406/02/07

Race Information				
Course Setter	H. SCHMALZL	FIS		
Number of Gates	43			
Start Time	11:45			
Forerunners	A - A. PLANCK	ITA	E - M. DE VETTORI	ITA
	B - A. RAVELLI	ITA	F - H. BATTILANI	ITA
	C - C. BERETTA	ITA	G - D. CAZZANIGA	ITA
	D - A. HOFER	ITA	H - J. GIACOMELLI	ITA

Number of Competitors: 67, Number of NSA: 12

Rank	Bib	FIS Code	Name	Year of Birth	Nation	Time	Diff.	Dist. (m)	Ski
1	16	50753	KROELL Klaus	1980	AUT	1:59.80			Salomon
2	1	102961	DIXON Robbie	1985	CAN	2:00.65	0.85	23.04	Rossignol
3	10	511139	KUENG Patrick	1984	SUI	2:00.72	0.92	24.92	Salomon
4	20	510030	CUCHE Didier	1974	SUI	2:00.83	1.03	27.87	Head
5	15	192746	THEAUX Adrien	1984	FRA	2:00.98	1.18	31.89	Salomon
6	2	201606	KEPPLER Stephan	1983	GER	2:00.99	1.19	32.16	Head
7	7	50742	REICHELTH Hannes	1980	AUT	2:01.04	1.24	33.50	Salomon
8	9	293006	INNERHOFER Christof	1984	ITA	2:01.14	1.34	36.17	Rossignol
9	18	51215	BAUMANN Romed	1986	AUT	2:01.19	1.39	37.51	Salomon
10	28	292455	FILL Peter	1982	ITA	2:01.35	1.55	41.77	Atomic
11	24	293550	MARSAGLIA Matteo	1985	ITA	2:01.37	1.57	42.30	Rossignol
12	8	51327	PUCHNER Joachim	1987	AUT	2:01.38	1.58	42.57	Atomic
13	42	990081	CASSE Mattia	1990	ITA	2:01.42	1.62	43.63	Rossignol
14	13	102263	GUAY Erik	1981	CAN	2:01.47	1.67	44.96	Atomic
15	22	421328	SVINDAL Aksel Lund	1982	NOR	2:01.52	1.72	46.28	Head
15	4	191591	BERTRAND Yannick	1980	FRA	2:01.52	1.72	46.28	Atomic
17	12	51005	SCHEIBER Mario	1983	AUT	2:01.54	1.74	46.81	Atomic
18	3	510767	HOFFMANN Ambrosi	1977	SUI	2:01.61	1.81	48.67	Nordica
19	51	294277	KLOTZ Siegmarr	1987	ITA	2:01.70	1.90	51.05	Nordica

#746 \_\_\_\_\_



**Number of Competitors: 67, Number of NSA: 12**

Rank	Bib	FIS Code	Name	Year of Birth	Nation	Time	Diff.	Dist. (m)	Ski
20	14	510727	DEFAGO Didier	1977	SUI	2:01.74	1.94	52.11	Rossignol
21	31	201811	STECHERT Tobias	1985	GER	2:01.86	2.06	55.28	Head
22	27	192932	FAYED Guillermo	1985	FRA	2:01.89	2.09	56.07	Head
22	5	560447	SPORN Andrej	1981	SLO	2:01.89	2.09	56.07	Elan
24	34	530874	GANONG Travis	1988	USA	2:01.93	2.13	57.12	Atomic
25	55	53902	MAYER Matthias	1990	AUT	2:02.01	2.21	59.23	Head
26	17	511383	FEUZ Beat	1987	SUI	2:02.43	2.63	70.25	Salomon
27	19	510890	ZURBRIGGEN Silvan	1981	SUI	2:02.49	2.69	71.81	Rossignol
28	21	532431	MILLER Bode	1977	USA	2:02.52	2.72	72.60	Head
29	54	510747	GRUENENFELDER Tobias	1977	SUI	2:02.56	2.76	73.64	Stoeckli
30	11	191740	CLAREY Johan	1981	FRA	2:02.58	2.78	74.16	Head
31	46	294911	PATSCHIEDER Hagen	1988	ITA	2:02.65	2.85	75.98	Atomic
32	29	50858	STREITBERGER Georg	1981	AUT	2:02.75	2.95	78.59	Fischer
33	37	511142	LUEOEND Vitus	1984	SUI	2:02.77	2.97	79.11	Salomon
34	44	380292	ZRNCIC-DIM Natko	1986	CRO	2:03.06	3.26	86.63	Atomic
35	30	291459	PARIS Dominik	1989	ITA	2:03.11	3.31	87.92	Nordica
36	35	53837	KRAMER Manuel	1989	AUT	2:03.47	3.67	97.20	Atomic
36	6	501076	OLSSON Hans	1984	SWE	2:03.47	3.67	97.20	Head
38	33	533131	SULLIVAN Marco	1980	USA	2:03.48	3.68	97.45	Rossignol
39	23	292514	HEEL Werner	1982	ITA	2:03.49	3.69	97.71	Head
40	56	53853	SIEBER Bjoern	1989	AUT	2:03.76	3.96	104.63	Atomic
41	48	561067	PERKO Rok	1985	SLO	2:03.86	4.06	107.19	Stoeckli
42	39	53981	KROELL Johannes	1991	AUT	2:03.87	4.07	107.44	Salomon
43	45	202059	FERSTL Josef	1988	GER	2:03.91	4.11	108.46	Nordica
44	53	294904	PANGRAZZI Paolo	1988	ITA	2:04.22	4.42	116.35	Rossignol
45	50	561216	KLINE Bostjan	1991	SLO	2:04.28	4.48	117.88	Stoeckli
46	64	20267	ESTEVE Kevin	1989	AND	2:04.42	4.62	121.42	
47	66	531156	TARBERRY Ace	1988	USA	2:04.44	4.64	121.93	
47	52	103090	HELIE Louis-Pierre	1986	CAN	2:04.44	4.64	121.93	Head
49	32	530939	WEIBRECHT Andrew	1986	USA	2:04.59	4.79	125.72	Rossignol
50	40	53936	DUERAGER Markus	1990	AUT	2:04.71	4.91	128.74	Fischer
51	43	561087	MARKIC Gasper	1986	SLO	2:04.74	4.94	129.50	Elan
52	49	103271	THOMSEN Benjamin	1987	CAN	2:05.17	5.37	140.29	Head
53	62	202125	ZEPNIK Philipp	1988	GER	2:05.25	5.45	142.29	
54	38	53817	FRANZ Max	1989	AUT	2:05.39	5.59	145.78	Atomic
55	36	200379	SANDER Andreas	1989	GER	2:05.49	5.69	148.27	Atomic
56	65	561217	KOSI Klemen	1991	SLO	2:05.69	5.89	153.24	Stoeckli
57	41	930024	MAPLE Wiley	1990	USA	2:05.83	6.03	156.70	Atomic
58	57	511527	GEHRIG Marc	1988	SUI	2:07.98	8.18	209.01	
59	63	561085	KRIZAJ Andrej	1986	SLO	2:08.84	9.04	229.44	Elan
60	67	20324	OLIVERAS Marc	1991	AND	2:09.52	9.72	245.40	
61	60	193034	BOUILLOT Alexandre	1985	FRA	2:12.61	12.81	315.88	
62	26	102271	HUDEC Jan	1981	CAN	7:56.21	5:56.41	2447.37	Rossignol
63	59	194190	ROGER Brice	1990	FRA	8:40.53	6:40.73	2517.41	Rossignol
	25	511529	GISIN Marc	1988	SUI	DNF			Nordica

#746 \_\_\_\_\_





**Number of Competitors: 67, Number of NSA: 12**

Rank	Bib	FIS Code	Name	Year of Birth	Nation	Time	Diff.	Dist. (m)	Ski
	47	191964	<b>POISSON David</b>	1982	FRA	DNF			Salomon
	58	511847	<b>MANI Nils</b>	1992	SUI	DNF			Stoekli
	61	202196	<b>BRANDNER Klaus</b>	1990	GER	DNF			

Technical Delegate:  
**P. BLOCH (SUI) #746**

**LEGEND**

**DNF** Did Not Finish

28-12-2011 / Bormio (ITA) / 0818

Page 3/3

Data Processing by LONGINES

[www.fisalpine.com](http://www.fisalpine.com)

LONGINES Timing

Generation Date: WED 28 DEC 2011

Time: 13:38

Document: 74B 1.0





Best s.r.l. - 23032 Bormio (So) Italy - Via Roma, 131/b - tel. +39 0342 902222 fax +39 0342 911712 - www.bormioonline.com

**AUDI FIS ALPINE SKI WORLD CUP 2011/12**  
**Bormio (ITA)**  
**LONGINES®**

3rd MEN'S DOWNHILL  
**RESULTS TRAINING 2 BY BIB**  
 WED 28 DEC 2011  
 Start Time: 11:45

Jury			Technical Data	
<b>TD FIS</b>	P. BLOCH	SUI	<b>Course Name</b>	Stelvio
<b>Referee</b>	G. HUJARA	FIS	<b>Start Altitude</b>	2255 m
<b>Assistant Referee</b>	H. SCHMALZL	FIS	<b>Finish Altitude</b>	1245 m
<b>Chief of Race</b>	M. RINALDI	ITA	<b>Vertical Drop</b>	1010 m
			<b>Course Length</b>	3270 m
			<b>Homologation Number</b>	8406/02/07

Race Information				
<b>Course Setter</b>	H. SCHMALZL	FIS		
<b>Number of Gates</b>	43			
<b>Start Time</b>	11:45			
<b>Forerunners</b>	A - A. PLANCK	ITA	E - M. DE VETTORI	ITA
	B - A. RAVELLI	ITA	F - H. BATTILANI	ITA
	C - C. BERETTA	ITA	G - D. CAZZANIGA	ITA
	D - A. HOFER	ITA	H - J. GIACOMELLI	ITA

Number of Competitors: 67, Number of NSA: 12

Bib	FIS Code	Name	Year of Birth	Nation	Time	Rank	Ski
1	102961	DIXON Robbie	1985	CAN	2:00.65	(2)	Rossignol
2	201606	KEPPLER Stephan	1983	GER	2:00.99	(6)	Head
3	510767	HOFFMANN Ambrosi	1977	SUI	2:01.61	(18)	Nordica
4	191591	BERTRAND Yannick	1980	FRA	2:01.52	(15)	Atomic
5	560447	SPORN Andrej	1981	SLO	2:01.89	(22)	Elan
6	501076	OLSSON Hans	1984	SWE	2:03.47	(36)	Head
7	50742	REICHELTH Hannes	1980	AUT	2:01.04	(7)	Salomon
8	51327	PUCHNER Joachim	1987	AUT	2:01.38	(12)	Atomic
9	293006	INNERHOFER Christof	1984	ITA	2:01.14	(8)	Rossignol
10	511139	KUENG Patrick	1984	SUI	2:00.72	(3)	Salomon
11	191740	CLAREY Johan	1981	FRA	2:02.58	(30)	Head
12	51005	SCHEIBER Mario	1983	AUT	2:01.54	(17)	Atomic
13	102263	GUAY Erik	1981	CAN	2:01.47	(14)	Atomic
14	510727	DEFAGO Didier	1977	SUI	2:01.74	(20)	Rossignol
15	192746	THEAUX Adrien	1984	FRA	2:00.98	(5)	Salomon
16	50753	KROELL Klaus	1980	AUT	1:59.80	(1)	Salomon
17	511383	FEUZ Beat	1987	SUI	2:02.43	(26)	Salomon
18	51215	BAUMANN Romed	1986	AUT	2:01.19	(9)	Salomon
19	510890	ZURBRIGGEN Silvan	1981	SUI	2:02.49	(27)	Rossignol
20	510030	CUCHE Didier	1974	SUI	2:00.83	(4)	Head
21	532431	MILLER Bode	1977	USA	2:02.52	(28)	Head



Number of Competitors: 67, Number of NSA: 12

Bib	FIS Code	Name	Year of Birth	Nation	Time	Rank	Ski
22	421328	SVINDAL Aksel Lund	1982	NOR	2:01.52	(15)	Head
23	292514	HEEL Werner	1982	ITA	2:03.49	(39)	Head
24	293550	MARSAGLIA Matteo	1985	ITA	2:01.37	(11)	Rossignol
25	511529	GISIN Marc	1988	SUI	DNF		Nordica
26	102271	HUDEC Jan	1981	CAN	7:56.21	(62)	Rossignol
27	192932	FAYED Guillermo	1985	FRA	2:01.89	(22)	Head
28	292455	FILL Peter	1982	ITA	2:01.35	(10)	Atomic
29	50858	STREITBERGER Georg	1981	AUT	2:02.75	(32)	Fischer
30	291459	PARIS Dominik	1989	ITA	2:03.11	(35)	Nordica
31	201811	STECHELT Tobias	1985	GER	2:01.86	(21)	Head
32	530939	WEIBRECHT Andrew	1986	USA	2:04.59	(49)	Rossignol
33	533131	SULLIVAN Marco	1980	USA	2:03.48	(38)	Rossignol
34	530874	GANONG Travis	1988	USA	2:01.93	(24)	Atomic
35	53837	KRAMER Manuel	1989	AUT	2:03.47	(36)	Atomic
36	200379	SANDER Andreas	1989	GER	2:05.49	(55)	Atomic
37	511142	LUEOEND Vitus	1984	SUI	2:02.77	(33)	Salomon
38	53817	FRANZ Max	1989	AUT	2:05.39	(54)	Atomic
39	53981	KROELL Johannes	1991	AUT	2:03.87	(42)	Salomon
40	53936	DUERAGER Markus	1990	AUT	2:04.71	(50)	Fischer
41	930024	MAPLE Wiley	1990	USA	2:05.83	(57)	Atomic
42	990081	CASSE Mattia	1990	ITA	2:01.42	(13)	Rossignol
43	561087	MARKIC Gasper	1986	SLO	2:04.74	(51)	Elan
44	380292	ZRNCIC-DIM Natko	1986	CRO	2:03.06	(34)	Atomic
45	202059	FERSTL Josef	1988	GER	2:03.91	(43)	Nordica
46	294911	PATSCHEIDER Hagen	1988	ITA	2:02.65	(31)	Atomic
47	191964	POISSON David	1982	FRA	DNF		Salomon
48	561067	PERKO Rok	1985	SLO	2:03.86	(41)	Stoeckli
49	103271	THOMSEN Benjamin	1987	CAN	2:05.17	(52)	Head
50	561216	KLINE Bostjan	1991	SLO	2:04.28	(45)	Stoeckli
51	294277	KLOTZ Siegmund	1987	ITA	2:01.70	(19)	Nordica
52	103090	HELIE Louis-Pierre	1986	CAN	2:04.44	(47)	Head
53	294904	PANGRAZZI Paolo	1988	ITA	2:04.22	(44)	Rossignol
54	510747	GRUENENFELDER Tobias	1977	SUI	2:02.56	(29)	Stoeckli
55	53902	MAYER Matthias	1990	AUT	2:02.01	(25)	Head
56	53853	SIEBER Bjoern	1989	AUT	2:03.76	(40)	Atomic
57	511527	GEHRIG Marc	1988	SUI	2:07.98	(58)	
58	511847	MANI Nils	1992	SUI	DNF		Stoeckli
59	194190	ROGER Brice	1990	FRA	8:40.53	(63)	Rossignol
60	193034	BOUILLOT Alexandre	1985	FRA	2:12.61	(61)	
61	202196	BRANDNER Klaus	1990	GER	DNF		
62	202125	ZEPNIK Philipp	1988	GER	2:05.25	(53)	
63	561085	KRIZAJ Andrej	1986	SLO	2:08.84	(59)	Elan
64	20267	ESTEVE Kevin	1989	AND	2:04.42	(46)	
65	561217	KOSI Klemen	1991	SLO	2:05.69	(56)	Stoeckli
66	531156	TARBERRY Ace	1988	USA	2:04.44	(47)	
67	20324	OLIVERAS Marc	1991	AND	2:09.52	(60)	



Audi  
FIS Ski World Cup

AUDI FIS ALPINE SKI WORLD CUP 2011/12  
Bormio (ITA)



3rd MEN'S DOWNHILL

WED 28 DEC 2011

RESULTS TRAINING 2 BY BIB

Start Time: 11:45

**LEGEND**

**DNF** Did Not Finish

28-12-2011 / Bormio (ITA) / 0818

Page 3/3

Data Processing by LONGINES

[www.fisalpine.com](http://www.fisalpine.com)

LONGINES Timing

Generation Date: WED 28 DEC 2011

Time: 13:38



Document: 74A 1.0






Best s.r.l. - 23032 Bormio (So) Italy - Via Roma, 131/b - tel. +39 0342 902222 fax +39 0342 911712 - www.bormioonline.com

**AUDI FIS ALPINE SKI WORLD CUP 2011/12**  
**Bormio (ITA)**

3rd MEN'S DOWNHILL  
 WED 28 DEC 2011



**PERFORMANCE ANALYSIS 1 TRAINING 2**

Number of Competitors: 63

Rank	Bib	Name	Nation	Positions			Partials			Difference		Speed												
				Pos.	Time	Rank	Pos.	Time	Rank	Time	Dist(m)	Pos.	Km/h	Rank										
1	16	KROELL Klaus	AUT	Int1: 11.57 (27)	Int2: 31.21 (1)	Int3: 53.87 (1)	Int4: 1:28.69 (1)	Int5: 1:40.72 (1)	Fin: 1:59.80 (1)	I1-I2: 19.64 (1)	I2-I3: 22.66 (6)	I3-I4: 34.82 (1)	I4-I5: 12.03 (8)	I5-Fin: 19.08 (9)	0.15	0.00	0.00	0.00	Sp1: 112.84 (2)	Sp2: 117.13 (2)	Avg.: 98.26			
2	1	DIXON Robbie	CAN	Int1: 11.60 (35)	Int2: 31.81 (32)	Int3: 54.37 (14)	Int4: 1:30.22 (22)	Int5: 1:41.53 (2)	Fin: 2:00.65 (2)	I1-I2: 20.21 (30)	I2-I3: 22.56 (4)	I3-I4: 35.85 (24)	I4-I5: 11.31 (1)	I5-Fin: 19.12 (10)	0.18	0.60	0.50	1.53	0.81	0.85	23.04	Sp1: 110.64 (14)	Sp2: 113.68 (17)	Avg.: 97.57
3	10	KUENG Patrick	SUI	Int1: 11.53 (20)	Int2: 31.49 (9)	Int3: 54.15 (5)	Int4: 1:29.71 (9)	Int5: 1:41.79 (5)	Fin: 2:00.72 (3)	I1-I2: 19.96 (11)	I2-I3: 22.66 (6)	I3-I4: 35.56 (16)	I4-I5: 12.08 (10)	I5-Fin: 18.93 (3)	0.11	0.28	0.28	1.02	1.07	0.92	24.92	Sp1: 109.69 (24)	Sp2: 112.26 (28)	Avg.: 97.51
4	20	CUCHE Didier	SUI	Int1: 11.48 (4)	Int2: 31.54 (14)	Int3: 54.17 (6)	Int4: 1:29.59 (5)	Int5: 1:41.85 (8)	Fin: 2:00.83 (4)	I1-I2: 20.06 (19)	I2-I3: 22.63 (5)	I3-I4: 35.42 (12)	I4-I5: 12.26 (22)	I5-Fin: 18.98 (5)	0.06	0.33	0.30	0.90	1.13	1.03	27.87	Sp1: 109.46 (28)	Sp2: 112.97 (23)	Avg.: 97.43
5	15	THEAUX Adrien	FRA	Int1: 11.46 (3)	Int2: 31.59 (17)	Int3: 54.26 (9)	Int4: 1:29.57 (3)	Int5: 1:41.82 (7)	Fin: 2:00.98 (5)	I1-I2: 20.13 (27)	I2-I3: 22.67 (9)	I3-I4: 35.31 (7)	I4-I5: 12.25 (20)	I5-Fin: 19.16 (15)	0.04	0.38	0.39	0.88	1.10	1.18	31.89	Sp1: 108.76 (37)	Sp2: 115.38 (11)	Avg.: 97.31
6	2	KEPPLER Stephan	GER	Int1: 11.49 (8)	Int2: 31.33 (2)	Int3: 55.00 (34)	Int4: 1:30.02 (16)	Int5: 1:41.94 (12)	Fin: 2:00.99 (6)	I1-I2: 19.84 (2)	I2-I3: 23.67 (56)	I3-I4: 35.02 (2)	I4-I5: 11.92 (3)	I5-Fin: 19.05 (7)	0.07	0.12	1.13	1.33	1.22	1.19	32.16	Sp1: 114.10 (1)	Sp2: 116.88 (3)	Avg.: 97.30
7	7	REICHELTH Hannes	AUT	Int1: 11.53 (20)	Int2: 31.64 (19)	Int3: 54.08 (2)	Int4: 1:29.69 (7)	Int5: 1:41.90 (10)	Fin: 2:01.04 (7)	I1-I2: 20.11 (21)	I2-I3: 22.44 (1)	I3-I4: 35.61 (19)	I4-I5: 12.21 (19)	I5-Fin: 19.14 (12)	0.11	0.43	0.21	1.00	1.18	1.24	33.50	Sp1: 111.85 (7)	Sp2: 113.92 (14)	Avg.: 97.26



**PERFORMANCE ANALYSIS 1 TRAINING 2**
**Number of Competitors: 63**

Rank	Bib	Name	Nation	Positions			Partials			Difference		Speed		
				Pos.	Time	Rank	Pos.	Time	Rank	Time	Dist(m)	Pos.	Km/h	Rank
8	9	INNERHOFER Christof	ITA	Int1:	11.54	(23)	I1-I2:	20.21	(30)	0.12		Sp1:	111.13	(12)
				Int2:	31.75	(27)	I2-I3:	22.47	(2)	0.54		Sp2:	112.97	(23)
				Int3:	54.22	(7)	I3-I4:	35.47	(13)	0.35				
				Int4:	1:29.69	(7)	I4-I5:	11.96	(5)	1.00				
				Int5:	1:41.65	(3)	I5-Fin:	19.49	(30)	0.93				
				Fin:	2:01.14	(8)				1.34	36.17	Avg.:	97.18	
9	18	BAUMANN Romed	AUT	Int1:	11.48	(4)	I1-I2:	19.94	(7)	0.06		Sp1:	112.10	(6)
				Int2:	31.42	(7)	I2-I3:	23.20	(36)	0.21		Sp2:	113.20	(22)
				Int3:	54.62	(24)	I3-I4:	35.12	(3)	0.75				
				Int4:	1:29.74	(12)	I4-I5:	12.18	(15)	1.05				
				Int5:	1:41.92	(11)	I5-Fin:	19.27	(18)	1.20				
				Fin:	2:01.19	(9)				1.39	37.51	Avg.:	97.14	
10	28	FILL Peter	ITA	Int1:	11.48	(4)	I1-I2:	20.02	(13)	0.06		Sp1:	108.30	(41)
				Int2:	31.50	(10)	I2-I3:	22.81	(16)	0.29		Sp2:	111.11	(34)
				Int3:	54.31	(11)	I3-I4:	35.35	(8)	0.44				
				Int4:	1:29.66	(6)	I4-I5:	12.15	(12)	0.97				
				Int5:	1:41.81	(6)	I5-Fin:	19.54	(34)	1.09				
				Fin:	2:01.35	(10)				1.55	41.77	Avg.:	97.01	
11	24	MARSAGLIA Matteo	ITA	Int1:	11.50	(12)	I1-I2:	20.28	(36)	0.08		Sp1:		
				Int2:	31.78	(29)	I2-I3:	22.54	(3)	0.57		Sp2:	110.20	(39)
				Int3:	54.32	(12)	I3-I4:	35.19	(4)	0.45				
				Int4:	1:29.51	(2)	I4-I5:	12.59	(38)	0.82				
				Int5:	1:42.10	(14)	I5-Fin:	19.27	(18)	1.38				
				Fin:	2:01.37	(11)				1.57	42.30	Avg.:	96.99	
12	8	PUCHNER Joachim	AUT	Int1:	11.58	(32)	I1-I2:	20.12	(25)	0.16		Sp1:	110.17	(18)
				Int2:	31.70	(24)	I2-I3:	22.67	(9)	0.49		Sp2:	116.37	(6)
				Int3:	54.37	(14)	I3-I4:	35.35	(8)	0.50				
				Int4:	1:29.72	(11)	I4-I5:	12.45	(30)	1.03				
				Int5:	1:42.17	(16)	I5-Fin:	19.21	(17)	1.45				
				Fin:	2:01.38	(12)				1.58	42.57	Avg.:	96.98	
13	42	CASSE Mattia	ITA	Int1:	11.66	(46)	I1-I2:	20.11	(21)	0.24		Sp1:	110.64	(14)
				Int2:	31.77	(28)	I2-I3:	23.03	(29)	0.56		Sp2:	113.92	(14)
				Int3:	54.80	(30)	I3-I4:	35.41	(11)	0.93				
				Int4:	1:30.21	(21)	I4-I5:	12.09	(11)	1.52				
				Int5:	1:42.30	(20)	I5-Fin:	19.12	(10)	1.58				
				Fin:	2:01.42	(13)				1.62	43.63	Avg.:	96.95	
14	13	GUAY Erik	CAN	Int1:	11.49	(8)	I1-I2:	20.04	(15)	0.07		Sp1:	111.61	(9)
				Int2:	31.53	(13)	I2-I3:	22.84	(18)	0.32		Sp2:	116.88	(3)
				Int3:	54.37	(14)	I3-I4:	35.20	(5)	0.50				
				Int4:	1:29.57	(3)	I4-I5:	12.28	(24)	0.88				
				Int5:	1:41.85	(8)	I5-Fin:	19.62	(41)	1.13				
				Fin:	2:01.47	(14)				1.67	44.96	Avg.:	96.91	
15	22	SVINDAL Aksel Lund	NOR	Int1:	11.56	(25)	I1-I2:	19.88	(3)	0.14		Sp1:	111.85	(7)
				Int2:	31.44	(8)	I2-I3:			0.23		Sp2:	115.87	(9)
				Int3:			I3-I4:							
				Int4:	1:30.04	(17)	I4-I5:	12.15	(12)	1.35				
				Int5:	1:42.19	(18)	I5-Fin:	19.33	(21)	1.47				
				Fin:	2:01.52	(15)				1.72	46.28	Avg.:	96.87	
15	4	BERTRAND Yannick	FRA	Int1:	11.50	(12)	I1-I2:	20.05	(18)	0.08		Sp1:	111.37	(11)
				Int2:	31.55	(15)	I2-I3:	22.69	(11)	0.34		Sp2:	116.12	(7)
				Int3:	54.24	(8)	I3-I4:	35.75	(22)	0.37				
				Int4:	1:29.99	(15)	I4-I5:	12.20	(17)	1.30				
				Int5:	1:42.19	(18)	I5-Fin:	19.33	(21)	1.47				
				Fin:	2:01.52	(15)				1.72	46.28	Avg.:	96.87	

**PERFORMANCE ANALYSIS 1 TRAINING 2**

Number of Competitors: 63

Rank	Bib	Name	Nation	Positions			Partials			Difference		Speed		
				Pos.	Time	Rank	Pos.	Time	Rank	Time	Dist(m)	Pos.	Km/h	Rank
17	12	SCHEIBER Mario	AUT	Int1:	11.49	(8)	I1-I2:	19.89	(4)	0.07	46.81	Sp1:	112.59	(3)
				Int2:	31.38	(4)	I2-I3:	22.72	(13)	0.17		Sp2:	112.03	(30)
				Int3:	54.10	(3)	I3-I4:	35.61	(19)	0.23		Avg.:	96.86	
				Int4:	1:29.71	(9)	I4-I5:	12.39	(28)	1.02				
				Int5:	1:42.10	(14)	I5-Fin:	19.44	(24)	1.38				
				Fin:	2:01.54	(17)	1.74							
18	3	HOFFMANN Ambrosi	SUI	Int1:	11.51	(14)	I1-I2:	20.00	(12)	0.09	48.67	Sp1:	110.64	(14)
				Int2:	31.51	(12)	I2-I3:	22.94	(23)	0.30		Sp2:	115.38	(11)
				Int3:	54.45	(18)	I3-I4:	35.80	(23)	0.58		Avg.:	96.80	
				Int4:	1:30.25	(24)	I4-I5:	11.92	(3)	1.56				
				Int5:	1:42.17	(16)	I5-Fin:	19.44	(24)	1.45				
				Fin:	2:01.61	(18)	1.81							
19	51	KLOTZ Siegmarr	ITA	Int1:	11.68	(48)	I1-I2:	20.11	(21)	0.26	51.05	Sp1:	110.64	(14)
				Int2:	31.79	(30)	I2-I3:	22.98	(27)	0.58		Sp2:	115.87	(9)
				Int3:	54.77	(28)	I3-I4:	35.39	(10)	0.90		Avg.:	96.73	
				Int4:	1:30.16	(19)	I4-I5:	12.19	(16)	1.47				
				Int5:	1:42.35	(21)	I5-Fin:	19.35	(23)	1.63				
				Fin:	2:01.70	(19)	1.90							
20	14	DEFAGO Didier	SUI	Int1:	11.68	(48)	I1-I2:	20.18	(28)	0.26	52.11	Sp1:	109.69	(24)
				Int2:	31.86	(36)	I2-I3:	22.81	(16)	0.65		Sp2:	118.42	(1)
				Int3:	54.67	(25)	I3-I4:	35.26	(6)	0.80		Avg.:	96.70	
				Int4:	1:29.93	(14)	I4-I5:	12.04	(9)	1.24				
				Int5:	1:41.97	(13)	I5-Fin:	19.77	(47)	1.25				
				Fin:	2:01.74	(20)	1.94							
21	31	STECHERT Tobias	GER	Int1:	11.71	(53)	I1-I2:	19.95	(10)	0.29	55.28	Sp1:	112.59	(3)
				Int2:	31.66	(20)	I2-I3:	22.93	(22)	0.45		Sp2:	113.44	(19)
				Int3:	54.59	(23)	I3-I4:	35.91	(26)	0.72		Avg.:	96.60	
				Int4:	1:30.50	(26)	I4-I5:	12.59	(38)	1.81				
				Int5:	1:43.09	(30)	I5-Fin:	18.77	(2)	2.37				
				Fin:	2:01.86	(21)	2.06							
22	27	FAYED Guillermo	FRA	Int1:	11.62	(39)	I1-I2:	20.04	(15)	0.20	56.07	Sp1:	108.53	(38)
				Int2:	31.66	(20)	I2-I3:	22.70	(12)	0.45		Sp2:	113.44	(19)
				Int3:	54.36	(13)	I3-I4:	35.48	(14)	0.49		Avg.:	96.58	
				Int4:	1:29.84	(13)	I4-I5:	11.83	(2)	1.15				
				Int5:	1:41.67	(4)	I5-Fin:	20.22	(55)	0.95				
				Fin:	2:01.89	(22)	2.09							
22	5	SPORN Andrej	SLO	Int1:	11.57	(27)	I1-I2:	20.06	(19)	0.15	56.07	Sp1:	111.61	(9)
				Int2:	31.63	(18)	I2-I3:	22.87	(20)	0.42		Sp2:	116.12	(7)
				Int3:	54.50	(20)	I3-I4:	35.70	(21)	0.63		Avg.:	96.58	
				Int4:	1:30.20	(20)	I4-I5:	12.20	(17)	1.51				
				Int5:	1:42.40	(22)	I5-Fin:	19.49	(30)	1.68				
				Fin:	2:01.89	(22)	2.09							
24	34	GANONG Travis	USA	Int1:	11.70	(51)	I1-I2:	20.11	(21)	0.28	57.12	Sp1:	108.99	(34)
				Int2:	31.81	(32)	I2-I3:	23.38	(48)	0.60		Sp2:	113.68	(17)
				Int3:	55.19	(40)	I3-I4:	35.59	(17)	1.32		Avg.:	96.55	
				Int4:	1:30.78	(33)	I4-I5:	12.00	(6)	2.09				
				Int5:	1:42.78	(23)	I5-Fin:	19.15	(13)	2.06				
				Fin:	2:01.93	(24)	2.13							
25	55	MAYER Matthias	AUT	Int1:	11.51	(14)	I1-I2:	19.90	(5)	0.09	59.23	Sp1:	109.23	(31)
				Int2:	31.41	(5)	I2-I3:	23.04	(30)	0.20		Sp2:	110.20	(39)
				Int3:	54.45	(18)	I3-I4:	35.96	(28)	0.58		Avg.:	96.48	
				Int4:	1:30.41	(25)	I4-I5:	12.45	(30)	1.72				
				Int5:	1:42.86	(25)	I5-Fin:	19.15	(13)	2.14				
				Fin:	2:02.01	(25)	2.21							

**PERFORMANCE ANALYSIS 1 TRAINING 2**

Number of Competitors: 63

Rank	Bib	Name	Nation	Positions			Partials			Difference		Speed		
				Pos.	Time	Rank	Pos.	Time	Rank	Time	Dist(m)	Pos.	Km/h	Rank
26	17	FEUZ Beat	SUI	Int1:	11.53	(20)	I1-I2:	20.59	(51)	0.11	70.25	Sp1:	103.69	(56)
				Int2:	32.12	(49)	I2-I3:	22.91	(21)	0.91		Sp2:	111.11	(34)
				Int3:	55.03	(36)	I3-I4:	35.55	(15)	1.16		Avg.:	96.15	
				Int4:	1:30.58	(28)	I4-I5:	12.36	(27)	1.89				
				Int5:	1:42.94	(27)	I5-Fin:	19.49	(30)	2.22				
				Fin:	2:02.43	(26)	2.63							
27	19	ZURBRIGGEN Silvan	SUI	Int1:	11.71	(53)	I1-I2:	20.03	(14)	0.29	71.81	Sp1:	109.69	(24)
				Int2:	31.74	(26)	I2-I3:	22.77	(15)	0.53		Sp2:	111.57	(33)
				Int3:	54.51	(22)	I3-I4:	35.59	(17)	0.64		Avg.:	96.11	
				Int4:	1:30.10	(18)	I4-I5:	12.68	(45)	1.41				
				Int5:	1:42.78	(23)	I5-Fin:	19.71	(44)	2.06				
				Fin:	2:02.49	(27)	2.69							
28	21	MILLER Bode	USA	Int1:	11.61	(36)	I1-I2:	20.28	(36)	0.19	72.60	Sp1:	109.93	(21)
				Int2:	31.89	(37)	I2-I3:	22.97	(25)	0.68		Sp2:	105.05	(58)
				Int3:	54.86	(32)	I3-I4:	36.22	(39)	0.99		Avg.:	96.08	
				Int4:	1:31.08	(37)	I4-I5:	12.42	(29)	2.39				
				Int5:	1:43.50	(36)	I5-Fin:	19.02	(6)	2.78				
				Fin:	2:02.52	(28)	2.72							
29	54	GRUENENFELDER Tobias	SUI	Int1:	11.54	(23)	I1-I2:	20.25	(32)	0.12	73.64	Sp1:	108.30	(41)
				Int2:	31.79	(30)	I2-I3:	23.00	(28)	0.58		Sp2:	113.44	(19)
				Int3:	54.79	(29)	I3-I4:	35.97	(29)	0.92		Avg.:	96.05	
				Int4:	1:30.76	(32)	I4-I5:	12.25	(20)	2.07				
				Int5:	1:43.01	(28)	I5-Fin:	19.55	(36)	2.29				
				Fin:	2:02.56	(29)	2.76							
30	11	CLAREY Johan	FRA	Int1:	11.51	(14)	I1-I2:	20.04	(15)	0.09	74.16	Sp1:	109.69	(24)
				Int2:	31.55	(15)	I2-I3:	22.95	(24)	0.34		Sp2:	114.64	(13)
				Int3:	54.50	(20)	I3-I4:	36.19	(38)	0.63		Avg.:	96.04	
				Int4:	1:30.69	(30)	I4-I5:	12.60	(41)	2.00				
				Int5:	1:43.29	(33)	I5-Fin:	19.29	(20)	2.57				
				Fin:	2:02.58	(30)	2.78							
31	46	PATSCHEIDER Hagen	ITA	Int1:	11.58	(32)	I1-I2:	20.34	(42)	0.16	75.98	Sp1:	108.30	(41)
				Int2:	31.92	(39)	I2-I3:	23.16	(33)	0.71		Sp2:	111.11	(34)
				Int3:	55.08	(37)	I3-I4:	36.10	(31)	1.21		Avg.:	95.98	
				Int4:	1:31.18	(38)	I4-I5:	12.52	(35)	2.49				
				Int5:	1:43.70	(37)	I5-Fin:	18.95	(4)	2.98				
				Fin:	2:02.65	(31)	2.85							
32	29	STREITBERGER Georg	AUT	Int1:	11.48	(4)	I1-I2:	20.20	(29)	0.06	78.59	Sp1:	109.23	(31)
				Int2:	31.68	(22)	I2-I3:	23.06	(31)	0.47		Sp2:	107.56	(55)
				Int3:	54.74	(27)	I3-I4:	35.95	(27)	0.87		Avg.:	95.90	
				Int4:	1:30.69	(30)	I4-I5:	12.45	(30)	2.00				
				Int5:	1:43.14	(31)	I5-Fin:	19.61	(38)	2.42				
				Fin:	2:02.75	(32)	2.95							
33	37	LUEOEND Vitus	SUI	Int1:	11.57	(27)	I1-I2:	20.25	(32)	0.15	79.11	Sp1:	108.99	(34)
				Int2:	31.82	(34)	I2-I3:	23.27	(43)	0.61		Sp2:	110.42	(38)
				Int3:	55.09	(38)	I3-I4:	35.98	(30)	1.22		Avg.:	95.89	
				Int4:	1:31.07	(35)	I4-I5:	12.26	(22)	2.38				
				Int5:	1:43.33	(34)	I5-Fin:	19.44	(24)	2.61				
				Fin:	2:02.77	(33)	2.97							
34	44	ZRNCIC-DIM Natko	CRO	Int1:	11.45	(2)	I1-I2:	20.28	(36)	0.03	86.63	Sp1:	109.93	(21)
				Int2:	31.73	(25)	I2-I3:	22.66	(6)	0.52		Sp2:	112.73	(26)
				Int3:	54.39	(17)	I3-I4:	36.12	(33)	0.52		Avg.:	95.66	
				Int4:	1:30.51	(27)	I4-I5:	12.66	(44)	1.82				
				Int5:	1:43.17	(32)	I5-Fin:	19.89	(52)	2.45				
				Fin:	2:03.06	(34)	3.26							



**PERFORMANCE ANALYSIS 1 TRAINING 2**

Number of Competitors: 63

Rank	Bib	Name	Nation	Positions			Partials			Difference		Speed		
				Pos.	Time	Rank	Pos.	Time	Rank	Time	Dist(m)	Pos.	Km/h	Rank
35	30	PARIS Dominik	ITA	Int1:	11.56	(25)	I1-I2:	19.94	(7)	0.14		Sp1:	109.23	(31)
				Int2:	31.50	(10)	I2-I3:	23.21	(37)	0.29		Sp2:	110.88	(37)
				Int3:	54.71	(26)	I3-I4:	35.88	(25)	0.84				
				Int4:	1:30.59	(29)	I4-I5:	12.28	(24)	1.90				
				Int5:	1:42.87	(26)	I5-Fin:	20.24	(56)	2.15				
				Fin:	2:03.11	(35)				3.31	87.92	Avg.:	95.62	
36	35	KRAMER Manuel	AUT	Int1:	11.52	(18)	I1-I2:	20.38	(43)	0.10		Sp1:	108.07	(46)
				Int2:	31.90	(38)	I2-I3:	23.10	(32)	0.69		Sp2:	107.56	(55)
				Int3:	55.00	(34)	I3-I4:	36.51	(46)	1.13				
				Int4:	1:31.51	(42)	I4-I5:	12.49	(33)	2.82				
				Int5:	1:44.00	(40)	I5-Fin:	19.47	(29)	3.28				
				Fin:	2:03.47	(36)				3.67	97.20	Avg.:	95.34	
36	6	OLSSON Hans	SWE	Int1:	11.42	(1)	I1-I2:	19.94	(7)	0.00		Sp1:	107.84	(48)
				Int2:	31.36	(3)	I2-I3:	22.76	(14)	0.15		Sp2:	116.88	(3)
				Int3:	54.12	(4)	I3-I4:	36.12	(33)	0.25				
				Int4:	1:30.24	(23)	I4-I5:	13.51	(61)	1.55				
				Int5:	1:43.75	(38)	I5-Fin:	19.72	(45)	3.03				
				Fin:	2:03.47	(36)				3.67	97.20	Avg.:	95.34	
38	33	SULLIVAN Marco	USA	Int1:	11.57	(27)	I1-I2:	20.12	(25)	0.15		Sp1:	110.17	(18)
				Int2:	31.69	(23)	I2-I3:	23.21	(37)	0.48		Sp2:	112.97	(23)
				Int3:	54.90	(33)	I3-I4:	36.17	(37)	1.03				
				Int4:	1:31.07	(35)	I4-I5:	12.01	(7)	2.38				
				Int5:	1:43.08	(29)	I5-Fin:	20.40	(57)	2.36				
				Fin:	2:03.48	(38)				3.68	97.45	Avg.:	95.34	
39	23	HEEL Werner	ITA	Int1:	11.59	(34)	I1-I2:	20.59	(51)	0.17		Sp1:	107.39	(49)
				Int2:	32.18	(51)	I2-I3:	23.37	(47)	0.97		Sp2:	112.03	(30)
				Int3:	55.55	(48)	I3-I4:	36.11	(32)	1.68				
				Int4:	1:31.66	(46)	I4-I5:	12.29	(26)	2.97				
				Int5:	1:43.95	(39)	I5-Fin:	19.54	(34)	3.23				
				Fin:	2:03.49	(39)				3.69	97.71	Avg.:	95.33	
40	56	SIEBER Bjoern	AUT	Int1:	11.70	(51)	I1-I2:	20.29	(39)	0.28		Sp1:	110.17	(18)
				Int2:	31.99	(42)	I2-I3:	23.39	(49)	0.78		Sp2:	108.00	(54)
				Int3:	55.38	(45)	I3-I4:	36.60	(48)	1.51				
				Int4:	1:31.98	(49)	I4-I5:	12.59	(38)	3.29				
				Int5:	1:44.57	(46)	I5-Fin:	19.19	(16)	3.85				
				Fin:	2:03.76	(40)				3.96	104.63	Avg.:	95.12	
41	48	PERKO Rok	SLO	Int1:	11.51	(14)	I1-I2:	20.45	(48)	0.09		Sp1:	108.30	(41)
				Int2:	31.96	(40)	I2-I3:	23.39	(49)	0.75		Sp2:	109.09	(51)
				Int3:	55.35	(44)	I3-I4:	36.13	(35)	1.48				
				Int4:	1:31.48	(40)	I4-I5:	12.88	(54)	2.79				
				Int5:	1:44.36	(41)	I5-Fin:	19.50	(33)	3.64				
				Fin:	2:03.86	(41)				4.06	107.19	Avg.:	95.04	
42	39	KROELL Johannes	AUT	Int1:	11.76	(60)	I1-I2:	20.43	(47)	0.34		Sp1:	108.53	(38)
				Int2:	32.19	(52)	I2-I3:	23.22	(41)	0.98		Sp2:	112.50	(27)
				Int3:	55.41	(46)	I3-I4:	36.14	(36)	1.54				
				Int4:	1:31.55	(43)	I4-I5:	12.87	(53)	2.86				
				Int5:	1:44.42	(44)	I5-Fin:	19.45	(27)	3.70				
				Fin:	2:03.87	(42)				4.07	107.44	Avg.:	95.04	
43	45	FERSTL Josef	GER	Int1:	11.72	(56)	I1-I2:	20.31	(40)	0.30		Sp1:	108.30	(41)
				Int2:	32.03	(43)	I2-I3:	23.21	(37)	0.82		Sp2:	108.21	(53)
				Int3:	55.24	(41)	I3-I4:	36.54	(47)	1.37				
				Int4:	1:31.78	(48)	I4-I5:	12.58	(36)	3.09				
				Int5:	1:44.36	(41)	I5-Fin:	19.55	(36)	3.64				
				Fin:	2:03.91	(43)				4.11	108.46	Avg.:	95.00	

**PERFORMANCE ANALYSIS 1 TRAINING 2**
**Number of Competitors: 63**

Rank	Bib	Name	Nation	Positions			Partials			Difference		Speed				
				Pos.	Time	Rank	Pos.	Time	Rank	Time	Dist(m)	Pos.	Km/h	Rank		
44	53	PANGRAZZI Paolo	ITA	Int1: 11.64 (41)	Int2: 31.96 (40)	Int3: 55.14 (39)	I1-I2: 20.32 (41)	I2-I3: 23.18 (34)	I3-I4: 36.31 (40)	I4-I5: 12.95 (56)	I5-Fin: 19.82 (48)	0.22	116.35	Sp1: 108.99 (34)	Sp2: 109.53 (49)	Avg.: 94.77
45	50	KLINE Bostjan	SLO	Int1: 11.69 (50)	Int2: 32.32 (55)	Int3: 1:31.62 (45)	I1-I2: 20.63 (55)	I2-I3: 12.83 (51)	I3-I4: 19.83 (49)	I4-I5: 12.83 (51)	I5-Fin: 19.83 (49)	0.27	117.88	Sp1: 107.16 (50)	Sp2: 109.75 (48)	Avg.: 94.72
46	64	ESTEVE Kevin	AND	Int1: 11.65 (43)	Int2: 32.56 (61)	Int3: 55.89 (55)	I1-I2: 20.91 (61)	I2-I3: 23.33 (45)	I3-I4: 36.34 (43)	I4-I5: 12.58 (36)	I5-Fin: 19.61 (38)	0.23	121.42	Sp1: 104.96 (55)	Sp2: 109.97 (45)	Avg.: 94.62
47	66	TARBERRY Ace	USA	Int1: 11.72 (56)	Int2: 32.47 (60)	Int3: 56.34 (57)	I1-I2: 20.75 (59)	I2-I3: 23.87 (57)	I3-I4: 36.31 (40)	I4-I5: 12.72 (47)	I5-Fin: 19.07 (8)	0.30	121.93	Sp1: 103.69 (56)	Sp2: 104.24 (61)	Avg.: 94.60
47	52	HELIE Louis-Pierre	CAN	Int1: 11.82 (61)	Int2: 32.45 (59)	Int3: 55.67 (51)	I1-I2: 20.63 (55)	I2-I3: 23.22 (41)	I3-I4: 36.49 (45)	I4-I5: 12.82 (50)	I5-Fin: 19.46 (28)	0.40	121.93	Sp1: 106.05 (54)	Sp2: 112.26 (28)	Avg.: 94.60
49	32	WEIBRECHT Andrew	USA	Int1: 11.57 (27)	Int2: 31.83 (35)	Int3: 54.80 (30)	I1-I2: 20.26 (34)	I2-I3: 22.97 (25)	I3-I4: 36.69 (51)	I4-I5: 13.23 (59)	I5-Fin: 19.87 (51)	0.15	125.72	Sp1: 108.53 (38)	Sp2: 110.20 (39)	Avg.: 94.49
50	40	DUERAGER Markus	AUT	Int1: 11.52 (18)	Int2: 32.13 (50)	Int3: 55.57 (50)	I1-I2: 20.61 (53)	I2-I3: 23.44 (53)	I3-I4: 36.84 (53)	I4-I5: 12.69 (46)	I5-Fin: 19.61 (38)	0.10	128.74	Sp1: 102.85 (59)	Sp2: 109.53 (49)	Avg.: 94.39
51	43	MARKIC Gasper	SLO	Int1: 11.64 (41)	Int2: 32.06 (45)	Int3: 55.24 (41)	I1-I2: 20.42 (46)	I2-I3: 23.18 (34)	I3-I4: 36.47 (44)	I4-I5: 13.19 (58)	I5-Fin: 19.84 (50)	0.22	129.50	Sp1: 109.46 (28)	Sp2: 108.43 (52)	Avg.: 94.37
52	49	THOMSEN Benjamin	CAN	Int1: 11.65 (43)	Int2: 32.44 (58)	Int3: 55.97 (56)	I1-I2: 20.79 (60)	I2-I3: 23.53 (54)	I3-I4: 36.66 (50)	I4-I5: 12.86 (52)	I5-Fin: 19.68 (43)	0.23	140.29	Sp1: 103.48 (58)	Sp2: 104.65 (59)	Avg.: 94.05

**PERFORMANCE ANALYSIS 1 TRAINING 2**

Number of Competitors: 63

Rank	Bib	Name	Nation	Positions			Partials			Difference		Speed		
				Pos.	Time	Rank	Pos.	Time	Rank	Time	Dist(m)	Pos.	Km/h	Rank
53	62	ZEPNIK Philipp	GER	Int1:	11.72	(56)	I1-I2:	20.39	(44)	0.30		Sp1:	108.07	(46)
				Int2:	32.11	(46)	I2-I3:	23.58	(55)	0.90		Sp2:	103.44	(63)
				Int3:	55.69	(52)	I3-I4:	37.01	(54)	1.82				
				Int4:	1:32.70	(56)	I4-I5:	12.92	(55)	4.01				
				Int5:	1:45.62	(57)	I5-Fin:	19.63	(42)	4.90				
				Fin:	2:05.25	(53)				5.45	142.29	Avg.:	93.99	
54	38	FRANZ Max	AUT	Int1:	11.61	(36)	I1-I2:	20.50	(49)	0.19		Sp1:	109.46	(28)
				Int2:	32.11	(46)	I2-I3:			0.90		Sp2:	109.97	(45)
				Int3:			I3-I4:			2.15				
				Int4:	1:30.84	(34)	I4-I5:	12.61	(42)	2.73				
				Int5:	1:43.45	(35)	I5-Fin:	21.94	(60)	5.59	145.78	Avg.:	93.88	
				Fin:	2:05.39	(54)								
55	36	SANDER Andreas	GER	Int1:	11.85	(62)	I1-I2:	20.26	(34)	0.43		Sp1:	110.88	(13)
				Int2:	32.11	(46)	I2-I3:	23.40	(51)	0.90		Sp2:	110.20	(39)
				Int3:	55.51	(47)	I3-I4:	36.82	(52)	1.64				
				Int4:	1:32.33	(52)	I4-I5:	13.13	(57)	3.64				
				Int5:	1:45.46	(53)	I5-Fin:	20.03	(53)	4.74				
				Fin:	2:05.49	(55)				5.69	148.27	Avg.:	93.81	
56	65	KOSI Klemen	SLO	Int1:	11.75	(59)	I1-I2:	20.56	(50)	0.33		Sp1:	106.27	(53)
				Int2:	32.31	(54)	I2-I3:	24.12	(59)	1.10		Sp2:	110.20	(39)
				Int3:	56.43	(58)	I3-I4:	36.60	(48)	2.56				
				Int4:	1:33.03	(58)	I4-I5:	12.51	(34)	4.34				
				Int5:	1:45.54	(55)	I5-Fin:	20.15	(54)	4.82				
				Fin:	2:05.69	(56)				5.89	153.24	Avg.:	93.66	
57	41	MAPLE Wiley	USA	Int1:	11.71	(53)	I1-I2:	20.68	(57)	0.29		Sp1:	102.85	(59)
				Int2:	32.39	(56)	I2-I3:	23.42	(52)	1.18		Sp2:	105.46	(57)
				Int3:	55.81	(54)	I3-I4:	37.50	(57)	1.94				
				Int4:	1:33.31	(60)	I4-I5:	12.80	(49)	4.62				
				Int5:	1:46.11	(58)	I5-Fin:	19.72	(45)	5.39				
				Fin:	2:05.83	(57)				6.03	156.70	Avg.:	93.55	
58	57	GEHRIG Marc	SUI	Int1:	11.61	(36)	I1-I2:	20.62	(54)	0.19		Sp1:	106.50	(52)
				Int2:	32.23	(53)	I2-I3:	23.32	(44)	1.02		Sp2:	104.04	(62)
				Int3:	55.55	(48)	I3-I4:	37.49	(56)	1.68				
				Int4:	1:33.04	(59)	I4-I5:	14.02	(62)	4.35				
				Int5:	1:47.06	(60)	I5-Fin:	20.92	(59)	6.34				
				Fin:	2:07.98	(58)				8.18	209.01	Avg.:	91.98	
59	63	KRIZAJ Andrej	SLO	Int1:	11.67	(47)	I1-I2:	20.74	(58)	0.25		Sp1:	107.16	(50)
				Int2:	32.41	(57)	I2-I3:	23.33	(45)	1.20		Sp2:	110.20	(39)
				Int3:	55.74	(53)	I3-I4:	37.12	(55)	1.87				
				Int4:	1:32.86	(57)	I4-I5:	12.73	(48)	4.17				
				Int5:	1:45.59	(56)	I5-Fin:	23.25	(61)	4.87				
				Fin:	2:08.84	(59)				9.04	229.44	Avg.:	91.37	
60	67	OLIVERAS Marc	AND	Int1:	11.98	(63)	I1-I2:	21.41	(62)	0.56		Sp1:	101.02	(61)
				Int2:	33.39	(62)	I2-I3:	24.10	(58)	2.18		Sp2:	104.65	(59)
				Int3:	57.49	(59)	I3-I4:	38.03	(58)	3.62				
				Int4:	1:35.52	(61)	I4-I5:	13.37	(60)	6.83				
				Int5:	1:48.89	(61)	I5-Fin:	20.63	(58)	8.17				
				Fin:	2:09.52	(60)				9.72	245.40	Avg.:	90.89	
61	60	BOUILLOT Alexandre	FRA	Int1:	11.65	(43)	I1-I2:	20.39	(44)	0.23		Sp1:	109.93	(21)
				Int2:	32.04	(44)	I2-I3:	23.21	(37)	0.83		Sp2:	112.03	(30)
				Int3:	55.25	(43)	I3-I4:	36.33	(42)	1.38				
				Int4:	1:31.58	(44)	I4-I5:	14.73	(63)	2.89				
				Int5:	1:46.31	(59)	I5-Fin:	26.30	(63)	5.59				
				Fin:	2:12.61	(61)				12.81	315.88	Avg.:	88.77	

**PERFORMANCE ANALYSIS 1 TRAINING 2**

**Number of Competitors: 63**

Rank	Bib	Name	Nation	Positions			Partials			Difference		Speed		
				Pos.	Time	Rank	Pos.	Time	Rank	Time	Dist(m)	Pos.	Km/h	Rank
62	26	HUDEC Jan	CAN	Int1:	11.49	(8)	I1-I2:	19.92	(6)	0.07		Sp1:	112.59	(3)
				Int2:	31.41	(5)	I2-I3:	22.85	(19)	0.20		Sp2:	109.97	(45)
				Int3:	54.26	(9)	I3-I4:	6:31.14	(59)	0.39				
				Int4:	7:25.40	(62)	I4-I5:	12.16	(14)	5:56.71				
				Int5:	7:37.56	(62)	I5-Fin:	18.65	(1)	5:56.84				
				Fin:	7:56.21	(62)				5:56.41	2447.37	Avg.:	24.72	
63	59	ROGER Brice	FRA	Int1:	11.63	(40)	I1-I2:			0.21		Sp1:		
				Int2:			I2-I3:					Sp2:	113.92	(14)
				Int3:			I3-I4:							
				Int4:	8:03.78	(63)	I4-I5:	12.65	(43)	6:35.09				
				Int5:	8:16.43	(63)	I5-Fin:	24.10	(62)	6:35.71				
				Fin:	8:40.53	(63)				6:40.73	2517.41	Avg.:	22.62	



<b>LEGEND</b>							
<b>Pos</b>	Intermediate or Speed Position	<b>Int1:</b>	Intermediate 1	<b>Int4:</b>	Intermediate 4	<b>Sp2:</b>	Speed Trap 2
<b>Avg.</b>	Average Speed for the race	<b>Int2:</b>	Intermediate 2	<b>Int5:</b>	Intermediate 5	<b>Fin:</b>	Finish
<b>Dist(m)</b>	Distance behind the first	<b>Int3:</b>	Intermediate 3	<b>Sp1:</b>	Speed Trap 1		






Best s.r.l. - 23032 Bormio (So) Italy - Via Roma, 131/b - tel. +39 0342 902222 fax +39 0342 911712 - www.bormioonline.com

**AUDI FIS ALPINE SKI WORLD CUP 2011/12**  
**Bormio (ITA)**

**3rd MEN'S DOWNHILL** WED 28 DEC 2011



**PERFORMANCE ANALYSIS 2 TRAINING 2**

Number of Competitors: 67

Bib	Name	Nation	Positions			Partials			Difference		Speed												
			Pos.	Time	Rank	Pos.	Time	Rank	Time	Dist(m)	Pos.	Km/h	Rank										
1	DIXON Robbie	CAN	Int1: 11.60 (36)	Int2: 31.81 (33)	Int3: 54.37 (14)	Int4: 1:30.22 (22)	Int5: 1:41.53 (2)	Fin: 2:00.65 (2)	11-12: 20.21 (31)	12-13: 22.56 (4)	13-14: 35.85 (25)	14-15: 11.31 (1)	15-Fin: 19.12 (10)	0.18	0.60	0.50	1.53	0.81	0.85	23.04	Sp1: 110.64 (14)	Sp2: 113.68 (17)	Avg.: 97.57
2	KEPPLER Stephan	GER	Int1: 11.49 (8)	Int2: 31.33 (2)	Int3: 55.00 (35)	Int4: 1:30.02 (16)	Int5: 1:41.94 (12)	Fin: 2:00.99 (6)	11-12: 19.84 (2)	12-13: 23.67 (58)	13-14: 35.02 (2)	14-15: 11.92 (3)	15-Fin: 19.05 (7)	0.07	0.12	1.13	1.33	1.22	1.19	32.16	Sp1: 114.10 (1)	Sp2: 116.88 (3)	Avg.: 97.30
3	HOFFMANN Ambrosi	SUI	Int1: 11.51 (14)	Int2: 31.51 (12)	Int3: 54.45 (18)	Int4: 1:30.25 (24)	Int5: 1:42.17 (16)	Fin: 2:01.61 (18)	11-12: 20.00 (12)	12-13: 22.94 (24)	13-14: 35.80 (23)	14-15: 11.92 (3)	15-Fin: 19.44 (24)	0.09	0.30	0.58	1.56	1.45	1.81	48.67	Sp1: 110.64 (14)	Sp2: 115.38 (11)	Avg.: 96.80
4	BERTRAND Yannick	FRA	Int1: 11.50 (12)	Int2: 31.55 (15)	Int3: 54.24 (8)	Int4: 1:29.99 (15)	Int5: 1:42.19 (18)	Fin: 2:01.52 (15)	11-12: 20.05 (19)	12-13: 22.69 (11)	13-14: 35.75 (22)	14-15: 12.20 (17)	15-Fin: 19.33 (21)	0.08	0.34	0.37	1.30	1.47	1.72	46.28	Sp1: 111.37 (11)	Sp2: 116.12 (7)	Avg.: 96.87
5	SPORN Andrej	SLO	Int1: 11.57 (27)	Int2: 31.63 (18)	Int3: 54.50 (21)	Int4: 1:30.20 (20)	Int5: 1:42.40 (22)	Fin: 2:01.89 (22)	11-12: 20.06 (20)	12-13: 22.87 (21)	13-14: 35.70 (21)	14-15: 12.20 (17)	15-Fin: 19.49 (30)	0.15	0.42	0.63	1.51	1.68	2.09	56.07	Sp1: 111.61 (9)	Sp2: 116.12 (7)	Avg.: 96.58
6	OLSSON Hans	SWE	Int1: 11.42 (1)	Int2: 31.36 (3)	Int3: 54.12 (4)	Int4: 1:30.24 (23)	Int5: 1:43.75 (39)	Fin: 2:03.47 (36)	11-12: 19.94 (7)	12-13: 22.76 (14)	13-14: 36.12 (34)	14-15: 13.51 (62)	15-Fin: 19.72 (45)	0.00	0.15	0.25	1.55	3.03	3.67	97.20	Sp1: 107.84 (49)	Sp2: 116.88 (3)	Avg.: 95.34
7	REICHELTH Hannes	AUT	Int1: 11.53 (20)	Int2: 31.64 (20)	Int3: 54.08 (2)	Int4: 1:29.69 (7)	Int5: 1:41.90 (10)	Fin: 2:01.04 (7)	11-12: 20.11 (22)	12-13: 22.44 (1)	13-14: 35.61 (19)	14-15: 12.21 (19)	15-Fin: 19.14 (12)	0.11	0.43	0.21	1.00	1.18	1.24	33.50	Sp1: 111.85 (7)	Sp2: 113.92 (14)	Avg.: 97.26



**PERFORMANCE ANALYSIS 2 TRAINING 2**
**Number of Competitors: 67**

Bib	Name	Nation	Positions			Partials			Difference		Speed													
			Pos.	Time	Rank	Pos.	Time	Rank	Time	Dist(m)	Pos.	Km/h	Rank											
8	PUCHNER Joachim	AUT	Int1: 11.58 (32)	Int2: 31.70 (25)	Int3: 54.37 (14)	Int4: 1:29.72 (11)	Int5: 1:42.17 (16)	Fin: 2:01.38 (12)	I1-I2: 20.12 (26)	I2-I3: 22.67 (9)	I3-I4: 35.35 (8)	I4-I5: 12.45 (31)	I5-Fin: 19.21 (17)	0.16	0.49	0.50	1.03	1.45	1.58	42.57	Sp1: 110.17 (19)	Sp2: 116.37 (6)	Avg.: 96.98	
9	INNERHOFER Christof	ITA	Int1: 11.54 (23)	Int2: 31.75 (28)	Int3: 54.22 (7)	Int4: 1:29.69 (7)	Int5: 1:41.65 (3)	Fin: 2:01.14 (8)	I1-I2: 20.21 (31)	I2-I3: 22.47 (2)	I3-I4: 35.47 (13)	I4-I5: 11.96 (5)	I5-Fin: 19.49 (30)	0.12	0.54	0.35	1.00	0.93	1.34	36.17	Sp1: 111.13 (12)	Sp2: 112.97 (23)	Avg.: 97.18	
10	KUENG Patrick	SUI	Int1: 11.53 (20)	Int2: 31.49 (9)	Int3: 54.15 (5)	Int4: 1:29.71 (9)	Int5: 1:41.79 (5)	Fin: 2:00.72 (3)	I1-I2: 19.96 (11)	I2-I3: 22.66 (6)	I3-I4: 35.56 (16)	I4-I5: 12.08 (10)	I5-Fin: 18.93 (3)	0.11	0.28	0.28	1.02	1.07	0.92	24.92	Sp1: 109.69 (25)	Sp2: 112.26 (28)	Avg.: 97.51	
11	CLAREY Johan	FRA	Int1: 11.51 (14)	Int2: 31.55 (15)	Int3: 54.50 (21)	Int4: 1:30.69 (31)	Int5: 1:43.29 (34)	Fin: 2:02.58 (30)	I1-I2: 20.04 (16)	I2-I3: 22.95 (25)	I3-I4: 36.19 (39)	I4-I5: 12.60 (42)	I5-Fin: 19.29 (20)	0.09	0.34	0.63	2.00	2.57	2.78	74.16	Sp1: 109.69 (25)	Sp2: 114.64 (13)	Avg.: 96.04	
12	SCHEIBER Mario	AUT	Int1: 11.49 (8)	Int2: 31.38 (4)	Int3: 54.10 (3)	Int4: 1:29.71 (9)	Int5: 1:42.10 (14)	Fin: 2:01.54 (17)	I1-I2: 19.89 (4)	I2-I3: 22.72 (13)	I3-I4: 35.61 (19)	I4-I5: 12.39 (29)	I5-Fin: 19.44 (24)	0.07	0.17	0.23	1.02	1.38	1.74	46.81	Sp1: 112.59 (3)	Sp2: 112.03 (30)	Avg.: 96.86	
13	GUAY Erik	CAN	Int1: 11.49 (8)	Int2: 31.53 (13)	Int3: 54.37 (14)	Int4: 1:29.57 (3)	Int5: 1:41.85 (8)	Fin: 2:01.47 (14)	I1-I2: 20.04 (16)	I2-I3: 22.84 (18)	I3-I4: 35.20 (5)	I4-I5: 12.28 (24)	I5-Fin: 19.62 (41)	0.07	0.32	0.50	0.88	1.13	1.67	44.96	Sp1: 111.61 (9)	Sp2: 116.88 (3)	Avg.: 96.91	
14	DEFAGO Didier	SUI	Int1: 11.68 (50)	Int2: 31.86 (37)	Int3: 54.67 (26)	Int4: 1:29.93 (14)	Int5: 1:41.97 (13)	Fin: 2:01.74 (20)	I1-I2: 20.18 (29)	I2-I3: 22.81 (16)	I3-I4: 35.26 (6)	I4-I5: 12.04 (9)	I5-Fin: 19.77 (47)	0.26	0.65	0.80	1.24	1.25	1.94	52.11	Sp1: 109.69 (25)	Sp2: 118.42 (1)	Avg.: 96.70	
15	THEAUX Adrien	FRA	Int1: 11.46 (3)	Int2: 31.59 (17)	Int3: 54.26 (9)	Int4: 1:29.57 (3)	Int5: 1:41.82 (7)	Fin: 2:00.98 (5)	I1-I2: 20.13 (28)	I2-I3: 22.67 (9)	I3-I4: 35.31 (7)	I4-I5: 12.25 (20)	I5-Fin: 19.16 (15)	0.04	0.38	0.39	0.88	1.10	1.18	31.89	Sp1: 108.76 (38)	Sp2: 115.38 (11)	Avg.: 97.31	
16	KROELL Klaus	AUT	Int1: 11.57 (27)	Int2: 31.21 (1)	Int3: 53.87 (1)	Int4: 1:28.69 (1)	Int5: 1:40.72 (1)	Fin: 1:59.80 (1)	I1-I2: 19.64 (1)	I2-I3: 22.66 (6)	I3-I4: 34.82 (1)	I4-I5: 12.03 (8)	I5-Fin: 19.08 (9)	0.15	0.00	0.00	0.00	0.00	0.00	0.00	0.00	Sp1: 112.84 (2)	Sp2: 117.13 (2)	Avg.: 98.26

**PERFORMANCE ANALYSIS 2 TRAINING 2**
**Number of Competitors: 67**

Bib	Name	Nation	Positions			Partials			Difference		Speed												
			Pos.	Time	Rank	Pos.	Time	Rank	Time	Dist(m)	Pos.	Km/h	Rank										
17	FEUZ Beat	SUI	Int1: 11.53 (20)	Int2: 32.12 (50)	Int3: 55.03 (37)	Int4: 1:30.58 (29)	Int5: 1:42.94 (28)	Fin: 2:02.43 (26)	I1-I2: 20.59 (52)	I2-I3: 22.91 (22)	I3-I4: 35.55 (15)	I4-I5: 12.36 (28)	I5-Fin: 19.49 (30)	0.11	0.91	1.16	1.89	2.22	2.63	70.25	Sp1: 103.69 (59)	Sp2: 111.11 (35)	Avg.: 96.15
18	BAUMANN Romed	AUT	Int1: 11.48 (4)	Int2: 31.42 (7)	Int3: 54.62 (25)	Int4: 1:29.74 (12)	Int5: 1:41.92 (11)	Fin: 2:01.19 (9)	I1-I2: 19.94 (7)	I2-I3: 23.20 (37)	I3-I4: 35.12 (3)	I4-I5: 12.18 (15)	I5-Fin: 19.27 (18)	0.06	0.21	0.75	1.05	1.20	1.39	37.51	Sp1: 112.10 (6)	Sp2: 113.20 (22)	Avg.: 97.14
19	ZURBRIGGEN Silvan	SUI	Int1: 11.71 (56)	Int2: 31.74 (27)	Int3: 54.51 (23)	Int4: 1:30.10 (18)	Int5: 1:42.78 (24)	Fin: 2:02.49 (27)	I1-I2: 20.03 (14)	I2-I3: 22.77 (15)	I3-I4: 35.59 (17)	I4-I5: 12.68 (46)	I5-Fin: 19.71 (44)	0.29	0.53	0.64	1.41	2.06	2.69	71.81	Sp1: 109.69 (25)	Sp2: 111.57 (33)	Avg.: 96.11
20	CUCHE Didier	SUI	Int1: 11.48 (4)	Int2: 31.54 (14)	Int3: 54.17 (6)	Int4: 1:29.59 (5)	Int5: 1:41.85 (8)	Fin: 2:00.83 (4)	I1-I2: 20.06 (20)	I2-I3: 22.63 (5)	I3-I4: 35.42 (12)	I4-I5: 12.26 (22)	I5-Fin: 18.98 (5)	0.06	0.33	0.30	0.90	1.13	1.03	27.87	Sp1: 109.46 (29)	Sp2: 112.97 (23)	Avg.: 97.43
21	MILLER Bode	USA	Int1: 11.61 (38)	Int2: 31.89 (38)	Int3: 54.86 (33)	Int4: 1:31.08 (38)	Int5: 1:43.50 (37)	Fin: 2:02.52 (28)	I1-I2: 20.28 (37)	I2-I3: 22.97 (26)	I3-I4: 36.22 (40)	I4-I5: 12.42 (30)	I5-Fin: 19.02 (6)	0.19	0.68	0.99	2.39	2.78	2.72	72.60	Sp1: 109.93 (22)	Sp2: 105.05 (59)	Avg.: 96.08
22	SVINDAL Aksel Lund	NOR	Int1: 11.56 (25)	Int2: 31.44 (8)	Int3:	Int4: 1:30.04 (17)	Int5: 1:42.19 (18)	Fin: 2:01.52 (15)	I1-I2: 19.88 (3)	I2-I3:	I3-I4:	I4-I5: 12.15 (12)	I5-Fin: 19.33 (21)	0.14	0.23	1.35	1.47	1.72	46.28	Sp1: 111.85 (7)	Sp2: 115.87 (9)	Avg.: 96.87	
23	HEEL Werner	ITA	Int1: 11.59 (34)	Int2: 32.18 (52)	Int3: 55.55 (49)	Int4: 1:31.66 (47)	Int5: 1:43.95 (40)	Fin: 2:03.49 (39)	I1-I2: 20.59 (52)	I2-I3: 23.37 (48)	I3-I4: 36.11 (33)	I4-I5: 12.29 (26)	I5-Fin: 19.54 (34)	0.17	0.97	1.68	2.97	3.23	3.69	97.71	Sp1: 107.39 (51)	Sp2: 112.03 (30)	Avg.: 95.33
24	MARSAGLIA Matteo	ITA	Int1: 11.50 (12)	Int2: 31.78 (30)	Int3: 54.32 (12)	Int4: 1:29.51 (2)	Int5: 1:42.10 (14)	Fin: 2:01.37 (11)	I1-I2: 20.28 (37)	I2-I3: 22.54 (3)	I3-I4: 35.19 (4)	I4-I5: 12.59 (39)	I5-Fin: 19.27 (18)	0.08	0.57	0.45	0.82	1.38	1.57	42.30	Sp1: 110.20 (40)	Sp2:	Avg.: 96.99
25	GISIN Marc	SUI	Int1: 11.60 (36)	Int2: 31.63 (18)	Int3: 54.47 (20)	Int4: 1:30.28 (25)	Int5: 1:42.57 (23)	Fin: DNF	I1-I2: 20.03 (14)	I2-I3: 22.84 (18)	I3-I4: 35.81 (24)	I4-I5: 12.29 (26)	I5-Fin:	0.18	0.42	0.60	1.59	1.85			Sp1: 110.64 (14)	Sp2: 111.57 (33)	Avg.:

**PERFORMANCE ANALYSIS 2 TRAINING 2**
**Number of Competitors: 67**

Bib	Name	Nation	Positions			Partials			Difference		Speed												
			Pos.	Time	Rank	Pos.	Time	Rank	Time	Dist(m)	Pos.	Km/h	Rank										
26	HUDEK Jan	CAN	Int1: 11.49 (8)	Int2: 31.41 (5)	Int3: 54.26 (9)	Int4: 7:25.40 (63)	Int5: 7:37.56 (63)	Fin: 7:56.21 (62)	I1-I2: 19.92 (6)	I2-I3: 22.85 (20)	I3-I4: 6:31.14 (60)	I4-I5: 12.16 (14)	I5-Fin: 18.65 (1)	0.07	0.20	0.39	5:56.71	5:56.84	5:56.41	2447.37	Avg.: 24.72	Sp1: 112.59 (3)	Sp2: 109.97 (46)
27	FAYED Guillermo	FRA	Int1: 11.62 (41)	Int2: 31.66 (21)	Int3: 54.36 (13)	Int4: 1:29.84 (13)	Int5: 1:41.67 (4)	Fin: 2:01.89 (22)	I1-I2: 20.04 (16)	I2-I3: 22.70 (12)	I3-I4: 35.48 (14)	I4-I5: 11.83 (2)	I5-Fin: 20.22 (55)	0.20	0.45	0.49	1.15	0.95	2.09	56.07	Avg.: 96.58	Sp1: 108.53 (39)	Sp2: 113.44 (19)
28	FILL Peter	ITA	Int1: 11.48 (4)	Int2: 31.50 (10)	Int3: 54.31 (11)	Int4: 1:29.66 (6)	Int5: 1:41.81 (6)	Fin: 2:01.35 (10)	I1-I2: 20.02 (13)	I2-I3: 22.81 (16)	I3-I4: 35.35 (8)	I4-I5: 12.15 (12)	I5-Fin: 19.54 (34)	0.06	0.29	0.44	0.97	1.09	1.55	41.77	Avg.: 97.01	Sp1: 108.30 (42)	Sp2: 111.11 (35)
29	STREITBERGER Georg	AUT	Int1: 11.48 (4)	Int2: 31.68 (23)	Int3: 54.74 (28)	Int4: 1:30.69 (31)	Int5: 1:43.14 (32)	Fin: 2:02.75 (32)	I1-I2: 20.20 (30)	I2-I3: 23.06 (32)	I3-I4: 35.95 (28)	I4-I5: 12.45 (31)	I5-Fin: 19.61 (38)	0.06	0.47	0.87	2.00	2.42	2.95	78.59	Avg.: 95.90	Sp1: 109.23 (32)	Sp2: 107.56 (56)
30	PARIS Dominik	ITA	Int1: 11.56 (25)	Int2: 31.50 (10)	Int3: 54.71 (27)	Int4: 1:30.59 (30)	Int5: 1:42.87 (27)	Fin: 2:03.11 (35)	I1-I2: 19.94 (7)	I2-I3: 23.21 (38)	I3-I4: 35.88 (26)	I4-I5: 12.28 (24)	I5-Fin: 20.24 (56)	0.14	0.29	0.84	1.90	2.15	3.31	87.92	Avg.: 95.62	Sp1: 109.23 (32)	Sp2: 110.88 (38)
31	STECHERT Tobias	GER	Int1: 11.71 (56)	Int2: 31.66 (21)	Int3: 54.59 (24)	Int4: 1:30.50 (27)	Int5: 1:43.09 (31)	Fin: 2:01.86 (21)	I1-I2: 19.95 (10)	I2-I3: 22.93 (23)	I3-I4: 35.91 (27)	I4-I5: 12.59 (39)	I5-Fin: 18.77 (2)	0.29	0.45	0.72	1.81	2.37	2.06	55.28	Avg.: 96.60	Sp1: 112.59 (3)	Sp2: 113.44 (19)
32	WEIBRECHT Andrew	USA	Int1: 11.57 (27)	Int2: 31.83 (36)	Int3: 54.80 (31)	Int4: 1:31.49 (42)	Int5: 1:44.72 (48)	Fin: 2:04.59 (49)	I1-I2: 20.26 (35)	I2-I3: 22.97 (26)	I3-I4: 36.69 (52)	I4-I5: 13.23 (60)	I5-Fin: 19.87 (51)	0.15	0.62	0.93	2.80	4.00	4.79	125.72	Avg.: 94.49	Sp1: 108.53 (39)	Sp2: 110.20 (40)
33	SULLIVAN Marco	USA	Int1: 11.57 (27)	Int2: 31.69 (24)	Int3: 54.90 (34)	Int4: 1:31.07 (36)	Int5: 1:43.08 (30)	Fin: 2:03.48 (38)	I1-I2: 20.12 (26)	I2-I3: 23.21 (38)	I3-I4: 36.17 (38)	I4-I5: 12.01 (7)	I5-Fin: 20.40 (57)	0.15	0.48	1.03	2.38	2.36	3.68	97.45	Avg.: 95.34	Sp1: 110.17 (19)	Sp2: 112.97 (23)
34	GANONG Travis	USA	Int1: 11.70 (54)	Int2: 31.81 (33)	Int3: 55.19 (41)	Int4: 1:30.78 (34)	Int5: 1:42.78 (24)	Fin: 2:01.93 (24)	I1-I2: 20.11 (22)	I2-I3: 23.38 (49)	I3-I4: 35.59 (17)	I4-I5: 12.00 (6)	I5-Fin: 19.15 (13)	0.28	0.60	1.32	2.09	2.06	2.13	57.12	Avg.: 96.55	Sp1: 108.99 (35)	Sp2: 113.68 (17)



**PERFORMANCE ANALYSIS 2 TRAINING 2**
**Number of Competitors: 67**

Bib	Name	Nation	Positions			Partials			Difference		Speed												
			Pos.	Time	Rank	Pos.	Time	Rank	Time	Dist(m)	Pos.	Km/h	Rank										
35	KRAMER Manuel	AUT	Int1: 11.52 (18)	Int2: 31.90 (39)	Int3: 55.00 (35)	Int4: 1:31.51 (43)	Int5: 1:44.00 (41)	Fin: 2:03.47 (36)	I1-I2: 20.38 (44)	I2-I3: 23.10 (33)	I3-I4: 36.51 (47)	I4-I5: 12.49 (34)	I5-Fin: 19.47 (29)	0.10	0.69	1.13	2.82	3.28	3.67	97.20	Sp1: 108.07 (47)	Sp2: 107.56 (56)	Avg.: 95.34
36	SANDER Andreas	GER	Int1: 11.85 (66)	Int2: 32.11 (47)	Int3: 55.51 (48)	Int4: 1:32.33 (53)	Int5: 1:45.46 (54)	Fin: 2:05.49 (55)	I1-I2: 20.26 (35)	I2-I3: 23.40 (52)	I3-I4: 36.82 (53)	I4-I5: 13.13 (58)	I5-Fin: 20.03 (53)	0.43	0.90	1.64	3.64	4.74	5.69	148.27	Sp1: 110.88 (13)	Sp2: 110.20 (40)	Avg.: 93.81
37	LUEOEND Vitus	SUI	Int1: 11.57 (27)	Int2: 31.82 (35)	Int3: 55.09 (39)	Int4: 1:31.07 (36)	Int5: 1:43.33 (35)	Fin: 2:02.77 (33)	I1-I2: 20.25 (33)	I2-I3: 23.27 (44)	I3-I4: 35.98 (31)	I4-I5: 12.26 (22)	I5-Fin: 19.44 (24)	0.15	0.61	1.22	2.38	2.61	2.97	79.11	Sp1: 108.99 (35)	Sp2: 110.42 (39)	Avg.: 95.89
38	FRANZ Max	AUT	Int1: 11.61 (38)	Int2: 32.11 (47)	Int3: 55.84 (35)	Int4: 1:43.45 (36)	Int5: 2:05.39 (54)	Fin: 2:05.39 (54)	I1-I2: 20.50 (50)	I2-I3: 20.50 (50)	I3-I4: 12.61 (43)	I4-I5: 21.94 (60)	I5-Fin: 21.94 (60)	0.19	0.90	2.15	2.73	5.59	145.78	Sp1: 109.46 (29)	Sp2: 109.97 (46)	Avg.: 93.88	
39	KROELL Johannes	AUT	Int1: 11.76 (64)	Int2: 32.19 (53)	Int3: 55.41 (47)	Int4: 1:31.55 (44)	Int5: 1:44.42 (45)	Fin: 2:03.87 (42)	I1-I2: 20.43 (48)	I2-I3: 23.22 (42)	I3-I4: 36.14 (37)	I4-I5: 12.87 (54)	I5-Fin: 19.45 (27)	0.34	0.98	1.54	2.86	3.70	4.07	107.44	Sp1: 108.53 (39)	Sp2: 112.50 (27)	Avg.: 95.04
40	DUERAGER Markus	AUT	Int1: 11.52 (18)	Int2: 32.13 (51)	Int3: 55.57 (51)	Int4: 1:32.41 (54)	Int5: 1:45.10 (52)	Fin: 2:04.71 (50)	I1-I2: 20.61 (55)	I2-I3: 23.44 (54)	I3-I4: 36.84 (54)	I4-I5: 12.69 (47)	I5-Fin: 19.61 (38)	0.10	0.92	1.70	3.72	4.38	4.91	128.74	Sp1: 102.85 (62)	Sp2: 109.53 (50)	Avg.: 94.39
41	MAPLE Wiley	USA	Int1: 11.71 (56)	Int2: 32.39 (58)	Int3: 55.81 (55)	Int4: 1:33.31 (61)	Int5: 1:46.11 (59)	Fin: 2:05.83 (57)	I1-I2: 20.68 (59)	I2-I3: 23.42 (53)	I3-I4: 37.50 (58)	I4-I5: 12.80 (50)	I5-Fin: 19.72 (45)	0.29	1.18	1.94	4.62	5.39	6.03	156.70	Sp1: 102.85 (62)	Sp2: 105.46 (58)	Avg.: 93.55
42	CASSE Mattia	ITA	Int1: 11.66 (48)	Int2: 31.77 (29)	Int3: 54.80 (31)	Int4: 1:30.21 (21)	Int5: 1:42.30 (20)	Fin: 2:01.42 (13)	I1-I2: 20.11 (22)	I2-I3: 23.03 (30)	I3-I4: 35.41 (11)	I4-I5: 12.09 (11)	I5-Fin: 19.12 (10)	0.24	0.56	0.93	1.52	1.58	1.62	43.63	Sp1: 110.64 (14)	Sp2: 113.92 (14)	Avg.: 96.95
43	MARKIC Gasper	SLO	Int1: 11.64 (43)	Int2: 32.06 (46)	Int3: 55.24 (42)	Int4: 1:31.71 (48)	Int5: 1:44.90 (50)	Fin: 2:04.74 (51)	I1-I2: 20.42 (47)	I2-I3: 23.18 (35)	I3-I4: 36.47 (45)	I4-I5: 13.19 (59)	I5-Fin: 19.84 (50)	0.22	0.85	1.37	3.02	4.18	4.94	129.50	Sp1: 109.46 (29)	Sp2: 108.43 (53)	Avg.: 94.37

**PERFORMANCE ANALYSIS 2 TRAINING 2**
**Number of Competitors: 67**

Bib	Name	Nation	Positions			Partials			Difference		Speed							
			Pos.	Time	Rank	Pos.	Time	Rank	Time	Dist(m)	Pos.	Km/h	Rank					
44	ZRNCIC-DIM Natko	CRO	Int1: 11.45 (2)	Int2: 31.73 (26)	Int3: 54.39 (17)	Int4: 1:30.51 (28)	Int5: 1:43.17 (33)	Fin: 2:03.06 (34)	I1-I2: 20.28 (37)	I2-I3: 22.66 (6)	I3-I4: 36.12 (34)	I4-I5: 12.66 (45)	I5-Fin: 19.89 (52)	0.03	86.63	Sp1: 109.93 (22)	Sp2: 112.73 (26)	Avg.: 95.66
45	FERSTL Josef	GER	Int1: 11.72 (60)	Int2: 32.03 (44)	Int3: 55.24 (42)	Int4: 1:31.78 (49)	Int5: 1:44.36 (42)	Fin: 2:03.91 (43)	I1-I2: 20.31 (41)	I2-I3: 23.21 (38)	I3-I4: 36.54 (48)	I4-I5: 12.58 (37)	I5-Fin: 19.55 (36)	0.30	108.46	Sp1: 108.30 (42)	Sp2: 108.21 (54)	Avg.: 95.00
46	PATSCHIEDER Hagen	ITA	Int1: 11.58 (32)	Int2: 31.92 (40)	Int3: 55.08 (38)	Int4: 1:31.18 (39)	Int5: 1:43.70 (38)	Fin: 2:02.65 (31)	I1-I2: 20.34 (43)	I2-I3: 23.16 (34)	I3-I4: 36.10 (32)	I4-I5: 12.52 (36)	I5-Fin: 18.95 (4)	0.16	75.98	Sp1: 108.30 (42)	Sp2: 111.11 (35)	Avg.: 95.98
47	POISSON David	FRA	Int1: 11.59 (34)	Int2: 32.54 (64)	Int3:	Int4:	Int5:	Fin: DNF	I1-I2: 20.95 (65)	I2-I3:	I3-I4:	I4-I5:	I5-Fin:	0.17		Sp1: 79.75 (65)	Sp2:	Avg.:
48	PERKO Rok	SLO	Int1: 11.51 (14)	Int2: 31.96 (41)	Int3: 55.35 (45)	Int4: 1:31.48 (41)	Int5: 1:44.36 (42)	Fin: 2:03.86 (41)	I1-I2: 20.45 (49)	I2-I3: 23.39 (50)	I3-I4: 36.13 (36)	I4-I5: 12.88 (55)	I5-Fin: 19.50 (33)	0.09	107.19	Sp1: 108.30 (42)	Sp2: 109.09 (52)	Avg.: 95.04
49	THOMSEN Benjamin	CAN	Int1: 11.65 (45)	Int2: 32.44 (60)	Int3: 55.97 (57)	Int4: 1:32.63 (55)	Int5: 1:45.49 (55)	Fin: 2:05.17 (52)	I1-I2: 20.79 (63)	I2-I3: 23.53 (55)	I3-I4: 36.66 (51)	I4-I5: 12.86 (53)	I5-Fin: 19.68 (43)	0.23	140.29	Sp1: 103.48 (61)	Sp2: 104.65 (60)	Avg.: 94.05
50	KLINE Bostjan	SLO	Int1: 11.69 (52)	Int2: 32.32 (57)	Int3:	Int4: 1:31.62 (46)	Int5: 1:44.45 (46)	Fin: 2:04.28 (45)	I1-I2: 20.63 (57)	I2-I3:	I3-I4:	I4-I5: 12.83 (52)	I5-Fin: 19.83 (49)	0.27	117.88	Sp1: 107.16 (52)	Sp2: 109.75 (49)	Avg.: 94.72
51	KLOTZ Siegmara	ITA	Int1: 11.68 (50)	Int2: 31.79 (31)	Int3: 54.77 (29)	Int4: 1:30.16 (19)	Int5: 1:42.35 (21)	Fin: 2:01.70 (19)	I1-I2: 20.11 (22)	I2-I3: 22.98 (28)	I3-I4: 35.39 (10)	I4-I5: 12.19 (16)	I5-Fin: 19.35 (23)	0.26	51.05	Sp1: 110.64 (14)	Sp2: 115.87 (9)	Avg.: 96.73
52	HELIE Louis-Pierre	CAN	Int1: 11.82 (65)	Int2: 32.45 (62)	Int3: 55.67 (52)	Int4: 1:32.16 (51)	Int5: 1:44.98 (51)	Fin: 2:04.44 (47)	I1-I2: 20.63 (57)	I2-I3: 23.22 (42)	I3-I4: 36.49 (46)	I4-I5: 12.82 (51)	I5-Fin: 19.46 (28)	0.40	121.93	Sp1: 106.05 (57)	Sp2: 112.26 (28)	Avg.: 94.60

**PERFORMANCE ANALYSIS 2 TRAINING 2**
**Number of Competitors: 67**

Bib	Name	Nation	Positions			Partials			Difference		Speed		
			Pos.	Time	Rank	Pos.	Time	Rank	Time	Dist(m)	Pos.	Km/h	Rank
53	PANGRAZZI Paolo	ITA	Int1: 11.64 (43)			I1-I2: 20.32 (42)			0.22		Sp1: 108.99 (35)		
			Int2: 31.96 (41)			I2-I3: 23.18 (35)			0.75		Sp2: 109.53 (50)		
			Int3: 55.14 (40)			I3-I4: 36.31 (41)			1.27				
			Int4: 1:31.45 (40)			I4-I5: 12.95 (57)			2.76				
			Int5: 1:44.40 (44)			I5-Fin: 19.82 (48)			3.68				
			Fin: 2:04.22 (44)						4.42	116.35	Avg.: 94.77		
54	GRUENENFELDER Tobias	SUI	Int1: 11.54 (23)			I1-I2: 20.25 (33)			0.12		Sp1: 108.30 (42)		
			Int2: 31.79 (31)			I2-I3: 23.00 (29)			0.58		Sp2: 113.44 (19)		
			Int3: 54.79 (30)			I3-I4: 35.97 (30)			0.92				
			Int4: 1:30.76 (33)			I4-I5: 12.25 (20)			2.07				
			Int5: 1:43.01 (29)			I5-Fin: 19.55 (36)			2.29				
			Fin: 2:02.56 (29)						2.76	73.64	Avg.: 96.05		
55	MAYER Matthias	AUT	Int1: 11.51 (14)			I1-I2: 19.90 (5)			0.09		Sp1: 109.23 (32)		
			Int2: 31.41 (5)			I2-I3: 23.04 (31)			0.20		Sp2: 110.20 (40)		
			Int3: 54.45 (18)			I3-I4: 35.96 (29)			0.58				
			Int4: 1:30.41 (26)			I4-I5: 12.45 (31)			1.72				
			Int5: 1:42.86 (26)			I5-Fin: 19.15 (13)			2.14				
			Fin: 2:02.01 (25)						2.21	59.23	Avg.: 96.48		
56	SIEBER Bjoern	AUT	Int1: 11.70 (54)			I1-I2: 20.29 (40)			0.28		Sp1: 110.17 (19)		
			Int2: 31.99 (43)			I2-I3: 23.39 (50)			0.78		Sp2: 108.00 (55)		
			Int3: 55.38 (46)			I3-I4: 36.60 (49)			1.51				
			Int4: 1:31.98 (50)			I4-I5: 12.59 (39)			3.29				
			Int5: 1:44.57 (47)			I5-Fin: 19.19 (16)			3.85				
			Fin: 2:03.76 (40)						3.96	104.63	Avg.: 95.12		
57	GEHRIG Marc	SUI	Int1: 11.61 (38)			I1-I2: 20.62 (56)			0.19		Sp1: 106.50 (54)		
			Int2: 32.23 (54)			I2-I3: 23.32 (45)			1.02		Sp2: 104.04 (63)		
			Int3: 55.55 (49)			I3-I4: 37.49 (57)			1.68				
			Int4: 1:33.04 (60)			I4-I5: 14.02 (63)			4.35				
			Int5: 1:47.06 (61)			I5-Fin: 20.92 (59)			6.34				
			Fin: 2:07.98 (58)						8.18	209.01	Avg.: 91.98		
58	MANI Nils	SUI	Int1: 11.71 (56)			I1-I2: 20.59 (52)			0.29		Sp1: 107.62 (50)		
			Int2: 32.30 (55)			I2-I3: 23.67 (58)			1.09		Sp2:		
			Int3: 55.97 (57)			I3-I4:			2.10				
			Int4:			I4-I5:							
			Int5:			I5-Fin:							
			Fin: DNF								Avg.:		
59	ROGER Brice	FRA	Int1: 11.63 (42)			I1-I2:			0.21		Sp1:		
			Int2:			I2-I3:					Sp2: 113.92 (14)		
			Int3:			I3-I4:							
			Int4: 8:03.78 (64)			I4-I5: 12.65 (44)			6:35.09				
			Int5: 8:16.43 (64)			I5-Fin: 24.10 (62)			6:35.71				
			Fin: 8:40.53 (63)						6:40.73	2517.41	Avg.: 22.62		
60	BOUILLOT Alexandre	FRA	Int1: 11.65 (45)			I1-I2: 20.39 (45)			0.23		Sp1: 109.93 (22)		
			Int2: 32.04 (45)			I2-I3: 23.21 (38)			0.83		Sp2: 112.03 (30)		
			Int3: 55.25 (44)			I3-I4: 36.33 (43)			1.38				
			Int4: 1:31.58 (45)			I4-I5: 14.73 (64)			2.89				
			Int5: 1:46.31 (60)			I5-Fin: 26.30 (63)			5.59				
			Fin: 2:12.61 (61)						12.81	315.88	Avg.: 88.77		
61	BRANDNER Klaus	GER	Int1: 11.69 (52)			I1-I2: 20.75 (61)			0.27		Sp1: 106.27 (55)		
			Int2: 32.44 (60)			I2-I3: 23.61 (57)			1.23		Sp2:		
			Int3: 56.05 (59)			I3-I4:			2.18				
			Int4:			I4-I5:							
			Int5:			I5-Fin:							
			Fin: DNF								Avg.:		

**PERFORMANCE ANALYSIS 2 TRAINING 2**
**Number of Competitors: 67**

Bib	Name	Nation	Positions			Partials			Difference		Speed												
			Pos.	Time	Rank	Pos.	Time	Rank	Time	Dist(m)	Pos.	Km/h	Rank										
62	ZEPNIK Philipp	GER	Int1: 11.72 (60)	Int2: 32.11 (47)	Int3: 55.69 (53)	Int4: 1:32.70 (57)	Int5: 1:45.62 (58)	Fin: 2:05.25 (53)	I1-I2: 20.39 (45)	I2-I3: 23.58 (56)	I3-I4: 37.01 (55)	I4-I5: 12.92 (56)	I5-Fin: 19.63 (42)	0.30	0.90	1.82	4.01	4.90	5.45	142.29	Sp1: 108.07 (47)	Sp2: 103.44 (64)	Avg.: 93.99
63	KRIZAJ Andrej	SLO	Int1: 11.67 (49)	Int2: 32.41 (59)	Int3: 55.74 (54)	Int4: 1:32.86 (58)	Int5: 1:45.59 (57)	Fin: 2:08.84 (59)	I1-I2: 20.74 (60)	I2-I3: 23.33 (46)	I3-I4: 37.12 (56)	I4-I5: 12.73 (49)	I5-Fin: 23.25 (61)	0.25	1.20	1.87	4.17	4.87	9.04	229.44	Sp1: 107.16 (52)	Sp2: 110.20 (40)	Avg.: 91.37
64	ESTEVE Kevin	AND	Int1: 11.65 (45)	Int2: 32.56 (65)	Int3: 55.89 (56)	Int4: 1:32.23 (52)	Int5: 1:44.81 (49)	Fin: 2:04.42 (46)	I1-I2: 20.91 (64)	I2-I3: 23.33 (46)	I3-I4: 36.34 (44)	I4-I5: 12.58 (37)	I5-Fin: 19.61 (38)	0.23	1.35	2.02	3.54	4.09	4.62	121.42	Sp1: 104.96 (58)	Sp2: 109.97 (46)	Avg.: 94.62
65	KOSI Klemen	SLO	Int1: 11.75 (63)	Int2: 32.31 (56)	Int3: 56.43 (61)	Int4: 1:33.03 (59)	Int5: 1:45.54 (56)	Fin: 2:05.69 (56)	I1-I2: 20.56 (51)	I2-I3: 24.12 (62)	I3-I4: 36.60 (49)	I4-I5: 12.51 (35)	I5-Fin: 20.15 (54)	0.33	1.10	2.56	4.34	4.82	5.89	153.24	Sp1: 106.27 (55)	Sp2: 110.20 (40)	Avg.: 93.66
66	TARBERRY Ace	USA	Int1: 11.72 (60)	Int2: 32.47 (63)	Int3: 56.34 (60)	Int4: 1:32.65 (56)	Int5: 1:45.37 (53)	Fin: 2:04.44 (47)	I1-I2: 20.75 (61)	I2-I3: 23.87 (60)	I3-I4: 36.31 (41)	I4-I5: 12.72 (48)	I5-Fin: 19.07 (8)	0.30	1.26	2.47	3.96	4.65	4.64	121.93	Sp1: 103.69 (59)	Sp2: 104.24 (62)	Avg.: 94.60
67	OLIVERAS Marc	AND	Int1: 11.98 (67)	Int2: 33.39 (66)	Int3: 57.49 (62)	Int4: 1:35.52 (62)	Int5: 1:48.89 (62)	Fin: 2:09.52 (60)	I1-I2: 21.41 (66)	I2-I3: 24.10 (61)	I3-I4: 38.03 (59)	I4-I5: 13.37 (61)	I5-Fin: 20.63 (58)	0.56	2.18	3.62	6.83	8.17	9.72	245.40	Sp1: 101.02 (64)	Sp2: 104.65 (60)	Avg.: 90.89

**LEGEND**

<b>Pos</b> Intermediate or Speed Position	<b>Int1:</b> Intermediate 1	<b>Int4:</b> Intermediate 4	<b>Sp1:</b> Speed Trap 1
<b>Avg.</b> Average Speed for the race	<b>Int2:</b> Intermediate 2	<b>Int5:</b> Intermediate 5	<b>Sp2:</b> Speed Trap 2
<b>Dist(m)</b> Distance behind the first	<b>Int3:</b> Intermediate 3	<b>DNF</b> Did Not Finish	<b>Fin:</b> Finish

28-12-2011 / Bormio (ITA) / 0818

Page 8/8

Data Processing by LONGINES

[www.fisalpine.com](http://www.fisalpine.com)

LONGINES Timing

Generation Date: WED 28 DEC 2011

Time: 13:38

Document: 77B 1.0

