



Best s.r.l. - 23032 Bormio (So) Italy - Via Roma, 131/b - tel. +39 0342 902222 fax +39 0342 911712 - www.bormioonline.com

AUDI FIS ALPINE SKI WORLD CUP 2011/12
Bormio (ITA)

3rd MEN'S DOWNHILL THU 29 DEC 2011
ALPHABETICAL LIST OF COMPETITORS

Number of Competitors: 57, Number of NSA: 12

NSA	FIS Code	Name	FIS Points (22th of December 2011 – List 6)									
			DH		SL		GS		SG		SC	
AND (1)	20267	ESTEVE Kevin	34.30	(147)	34.53	(592)	28.41	(395)	34.85	(292)	46.26	(225)
AUT (10)	51215	BAUMANN Romed	3.30	(5)	36.10	(652)	5.09	(16)	3.41	(11)	4.69	(10)
	53817	FRANZ Max	12.27	(51)	50.62	(1180)	38.78	(718)	5.67	(29)	22.14	(72)
	53837	KRAMER Manuel	9.10	(40)	175.47	(5070)	30.51	(458)	18.94	(115)	48.63	(250)
	50753	KROELL Klaus	1.66	(2)	999.00	(6572)	332.49	(6321)	3.22	(9)	-	
	53902	MAYER Matthias	22.73	(94)	36.73	(677)	21.29	(197)	6.68	(38)	36.46	(151)
	51327	PUCHNER Joachim	4.72	(17)	73.36	(2076)	29.48	(430)	4.58	(19)	5.77	(24)
	50742	REICHELTH Hannes	5.42	(24)	587.52	(6470)	4.14	(9)	1.77	(3)	60.41	(342)
	51005	SCHEIBER Mario	4.17	(13)	39.71	(780)	10.52	(55)	4.77	(22)	7.44	(37)
	53853	SIEBER Bjoern	23.15	(96)	112.96	(3542)	16.68	(121)	6.00	(31)	5.15	(12)
50858	STREITBERGER Georg	5.17	(21)	374.22	(6300)	70.92	(2004)	3.96	(15)	10.53	(43)	
CAN (5)	102961	DIXON Robbie	6.14	(36)	59.19	(1524)	11.38	(62)	5.44	(27)	47.28	(235)
	102263	GUAY Erik	4.07	(12)	281.76	(6015)	21.04	(192)	3.84	(13)	168.02	(1246)
	103090	HELIE Louis-Pierre	20.20	(84)	23.95	(276)	32.56	(519)	12.57	(62)	51.98	(276)
	102271	HUDEC Jan	5.51	(26)	60.12	(1562)	15.37	(102)	5.16	(24)	46.16	(222)
	103271	THOMSEN Benjamin	16.99	(72)	54.72	(1341)	40.65	(807)	25.64	(181)	47.78	(243)
CRO (1)	380292	ZRNCIC-DIM Natko	15.29	(61)	14.81	(116)	25.06	(295)	8.50	(42)	4.26	(8)
FRA (6)	191591	BERTRAND Yannick	4.85	(20)	580.37	(6462)	45.45	(982)	12.23	(60)	47.30	(237)
	191740	CLAREY Johan	4.17	(13)	72.02	(2013)	75.44	(2203)	19.01	(116)	13.18	(48)
	192932	FAYED Guillermo	5.57	(27)	75.82	(2177)	100.77	(3227)	32.38	(258)	40.59	(179)
	191964	POISSON David	15.72	(66)	296.90	(6089)	38.16	(699)	25.84	(184)	151.00	(1110)
	194190	ROGER Brice	26.69	(113)	21.18	(218)	36.38	(635)	17.49	(102)	27.19	(90)
	192746	THEAUX Adrien	3.89	(10)	55.36	(1367)	15.27	(99)	2.54	(4)	5.36	(19)
GER (4)	202059	FERSTL Josef	15.30	(62)	57.18	(1444)	32.18	(506)	18.85	(113)	31.84	(108)
	201606	KEPPLER Stephan	12.56	(52)	605.29	(6483)	58.54	(1504)	4.65	(20)	50.70	(259)
	200379	SANDER Andreas	10.67	(47)	47.91	(1088)	52.84	(1269)	11.43	(52)	33.45	(124)
	201811	STECHERT Tobias	6.00	(31)	200.94	(5405)	101.70	(3258)	16.92	(94)	74.49	(455)
ITA (7)	990081	CASSE Mattia	14.63	(58)	25.64	(314)	13.92	(83)	21.20	(138)	16.81	(60)
	292455	FILL Peter	4.75	(19)	61.41	(1609)	18.59	(155)	4.75	(21)	3.71	(5)
	292514	HEEL Werner	5.65	(28)	259.14	(5892)	49.14	(1130)	5.05	(23)	8.98	(39)
	293006	INNERHOFER Christof	3.68	(9)	15.65	(121)	17.45	(136)	2.77	(6)	0.90	(2)



ALPHABETICAL LIST OF COMPETITORS
Number of Competitors: 57, Number of NSA: 12

NSA	FIS Code	Name	FIS Points (22th of December 2011 – List 6)									
			DH		SL		GS		SG		SC	
ITA (7)	294277	KLOTZ Siegmara	19.60	(83)	44.98	(981)	37.14	(667)	23.32	(157)	23.28	(76)
	293550	MARSAGLIA Matteo	10.11	(45)	27.99	(375)	11.65	(65)	8.78	(45)	5.54	(21)
	291459	PARIS Dominik	5.36	(23)	60.46	(1574)	55.12	(1372)	24.40	(168)	5.97	(26)
NOR (1)	421328	SVINDAL Aksel Lund	3.64	(8)	15.89	(125)	3.00	(3)	0.70	(2)	2.45	(3)
SLO (5)	561216	KLINE Bostjan	19.23	(81)	33.24	(543)	25.18	(302)	13.38	(67)	23.05	(74)
	561085	KRIZAJ Andrej	31.43	(132)	54.86	(1346)	39.84	(768)	15.62	(80)	46.18	(223)
	561087	MARKIC Gasper	15.16	(60)	69.96	(1931)	30.36	(454)	10.74	(50)	31.98	(110)
	561067	PERKO Rok	16.92	(71)	85.11	(2521)	36.57	(641)	12.76	(64)	33.58	(125)
	560447	SPORN Andrej	4.74	(18)	48.28	(1095)	56.89	(1442)	17.28	(96)	39.02	(170)
SUI (10)	510030	CUCHE Didier	0.00	(1)	999.00	(6572)	5.11	(17)	0.00	(1)	9.00	(40)
	510727	DEFAGO Didier	3.95	(11)	84.79	(2506)	6.60	(36)	5.24	(25)	5.22	(16)
	511383	FEUZ Beat	2.41	(4)	34.82	(607)	12.63	(73)	3.03	(7)	5.28	(18)
	511527	GEHRIG Marc	24.32	(100)	30.95	(457)	20.71	(186)	33.91	(284)	54.62	(299)
	511529	GISIN Marc	5.99	(30)	28.44	(389)	18.54	(153)	25.51	(178)	17.08	(63)
	510747	GRUENENFELDER Tobias	21.96	(90)	580.37	(6462)	29.07	(415)	4.41	(18)	53.98	(295)
	510767	HOFFMANN Ambrosi	5.43	(25)	408.26	(6354)	50.96	(1204)	18.35	(109)	–	
	511139	KUENG Patrick	4.65	(15)	43.46	(920)	34.41	(572)	5.54	(28)	38.66	(167)
	511142	LUEOEND Vitus	12.15	(49)	31.95	(503)	20.08	(176)	20.73	(133)	32.46	(113)
	510890	ZURBRIGGEN Silvan	3.55	(7)	5.26	(22)	32.12	(504)	5.35	(26)	3.97	(7)
SWE (1)	501076	OLSSON Hans	12.23	(50)	20.02	(192)	28.87	(410)	6.00	(31)	5.91	(25)
USA (6)	530874	GANONG Travis	9.03	(39)	63.44	(1687)	26.52	(345)	13.98	(71)	84.34	(548)
	930024	MAPLE Wiley	14.28	(57)	36.53	(670)	30.18	(447)	19.40	(119)	31.57	(105)
	532431	MILLER Bode	3.44	(6)	10.68	(72)	5.50	(22)	2.64	(5)	5.99	(28)
	533131	SULLIVAN Marco	7.02	(38)	210.48	(5504)	38.17	(700)	6.56	(37)	122.17	(882)
	531156	TARBERRY Ace	48.35	(229)	22.83	(253)	15.64	(109)	18.69	(111)	36.23	(149)
	530939	WEIBRECHT Andrew	6.35	(37)	83.63	(2458)	33.88	(553)	6.00	(31)	6.60	(34)

LEGEND	DH Downhill	SL Slalom	GS Giant Slalom	SG Super-G	SC Super Combined
---------------	--------------------	------------------	------------------------	-------------------	--------------------------

29-12-2011 / Bormio (ITA) / 0819

Page 2/2

Data Processing by LONGINES

www.fisalpine.com


LONGINES Timing

Generation Date: WED 28 DEC 2011

Time: 18:23

Document: 32E 1.0





29.12.2011

Audi FIS Ski World Cup



Best s.r.l. - 23032 Bormio (So) Italy - Via Roma, 131/b - tel. +39 0342 902222 fax +39 0342 911712 - www.bormioonline.com



AUDI FIS ALPINE SKI WORLD CUP 2011/12



Bormio (ITA)



3rd MEN'S DOWNHILL

THU 29 DEC 2011

DRAW LIST BY POINTS

Number of Competitors: 57, Number of NSA: 12 Ranked 100 in the FIS List: GEHRIG M. FIS Pts: 24.32

No.	FIS Code	Name	NSA	WCSL-DH	WCSL-O	FIS-DH
1	510030	CUCHE Didier	SUI	612 (1)	1087 (3)	0.00 (1)
2	50753	KROELL Klaus	AUT	461 (2)	644 (12)	1.66 (2)
3	511383	FEUZ Beat	SUI	392 (4)	689 (10)	2.41 (3)
4	51215	BAUMANN Romed	AUT	311 (5)	749 (7)	3.30 (4)
5	532431	MILLER Bode	USA	298 (6)	702 (9)	3.44 (5)
6	510890	ZURBRIGGEN Silvan	SUI	288 (7)	633 (13)	3.55 (6)
7	421328	SVINDAL Aksel Lund	NOR	280 (8)	1152 (2)	3.64 (7)
8	293006	INNERHOFER Christof	ITA	277 (9)	783 (6)	3.68 (8)
9	192746	THEAUX Adrien	FRA	257 (10)	544 (17)	3.89 (9)
10	510727	DEFAGO Didier	SUI	252 (11)	459 (22)	3.95 (10)
11	102263	GUAY Erik	CAN	241 (12)	395 (24)	4.07 (11)
12	51005	SCHEIBER Mario	AUT	232 (13)	342 (29)	4.17 (13)
13	191740	CLAREY Johan	FRA	232 (13)	263 (37)	4.17 (12)
14	511139	KUENG Patrick	SUI	188 (15)	262 (38)	4.65 (14)
15	51327	PUCHNER Joachim	AUT	182 (17)	352 (27)	4.72 (15)
16	+500 50742	REICHELTH Hannes	AUT	118 (24)	586 (15)	5.42 (21)
17	560447	SPORN Andrej	SLO	180 (18)	212 (45)	4.74 (16)
18	292455	FILL Peter	ITA	179 (19)	461 (21)	4.75 (17)
19	191591	BERTRAND Yannick	FRA	170 (20)	216 (44)	4.85 (18)
20	50858	STREITBERGER Georg	AUT	141 (21)	289 (32)	5.17 (19)
21	291459	PARIS Dominik	ITA	123 (23)	166 (54)	5.36 (20)
22	510767	HOFFMANN Ambrosi	SUI	117 (25)	130 (68)	5.43 (22)
23	102271	HUDEK Jan	CAN	110 (26)	202 (47)	5.51 (23)
24	192932	FAYED Guillermo	FRA	104 (27)	108 (73)	5.57 (24)
25	292514	HEEL Werner	ITA	97 (28)	209 (46)	5.65 (25)
26	511529	GISIN Marc	SUI	66 (30)	88 (85)	5.99 (26)
27	501076	OLSSON Hans	SWE	65 (31)	154 (57)	12.23 (36)
28	102961	DIXON Robbie	CAN	50 (36)	133 (67)	6.14 (28)
29	201606	KEPPLER Stephan	GER	47 (37)	163 (56)	12.56 (38)
30	293550	MARSAGLIA Matteo	ITA	37 (40)	151 (59)	10.11 (33)
31	201811	STECHERT Tobias	GER	21 (44)	39 (114)	6.00 (27)
32	530939	WEIBRECHT Andrew	USA	11 (56)	65 (94)	6.35 (29)
33	533131	SULLIVAN Marco	USA	18 (46)	36 (115)	7.02 (30)
34	530874	GANONG Travis	USA	18 (46)	28 (122)	9.03 (31)
35	53837	KRAMER Manuel	AUT	-	22 (126)	9.10 (32)
36	200379	SANDER Andreas	GER	18 (46)	31 (119)	10.67 (34)
37	511142	LUEOEND Vitus	SUI	7 (63)	13 (137)	12.15 (35)



DRAW LIST BY POINTS
Number of Competitors: 57, Number of NSA: 12 Ranked 100 in the FIS List: GEHRIG M. FIS Pts: 24.32

No.	FIS Code	Name	NSA	WCSL-DH	WCSL-O	FIS-DH
38	53817	FRANZ Max	AUT	19 (45)	97 (78)	12.27 (37)
39	930024	MAPLE Wiley	USA	-	2 (170)	14.28 (39)
40	990081	CASSE Mattia	ITA	1 (69)	9 (150)	14.63 (40)
41	561087	MARKIC Gasper	SLO	18 (46)	41 (110)	15.16 (41)
42	380292	ZRNCIC-DIM Natko	CRO	11 (56)	144 (60)	15.29 (42)
43	202059	FERSTL Josef	GER	-	-	15.30 (43)
44	191964	POISSON David	FRA	26 (42)	26 (124)	15.72 (44)
45	561067	PERKO Rok	SLO	7 (63)	22 (126)	16.92 (45)
46	103271	THOMSEN Benjamin	CAN	27 (41)	33 (117)	16.99 (46)
47	561216	KLINE Bostjan	SLO	13 (54)	13 (137)	19.23 (47)
48	294277	KLOTZ Siegmar	ITA	9 (60)	43 (107)	19.60 (48)
49	103090	HELIE Louis-Pierre	CAN	16 (53)	16 (133)	20.20 (49)
50	510747	GRUENENFELDER Tobias	SUI	17 (50)	144 (60)	21.96 (50)
51	53902	MAYER Matthias	AUT	-	50 (104)	22.73 (51)
52	53853	SIEBER Bjoern	AUT	-	89 (83)	23.15 (52)
53	511527	GEHRIG Marc	SUI	-	-	= 24.32 (53)
54	194190	ROGER Brice	FRA	-	-	> 26.69 (54)
55	561085	KRIZAJ Andrej	SLO	-	3 (167)	> 31.43 (55)
56	20267	ESTEVE Kevin	AND	-	-	> 34.30 (56)
57	531156	TARBERRY Ace	USA	-	-	> 48.35 (57)

LEGEND

+500 More than 500 points on WCSL-O after 15th place or after 30th place
WCSL-DH World Cup Start List points for Downhill
FIS-DH FIS points for Downhill

WCSL-O Overall WCSL points
No. Control Number

29-12-2011 / Bormio (ITA) / 0819

Page 2/2

Data Processing by LONGINES

www.fisalpine.com

LONGINES Timing

Generation Date: WED 28 DEC 2011

Time: 18:23

Document: 45A 1.0





Best s.r.l. - 23032 Bormio (So) Italy - Via Roma, 131/b - tel. +39 0342 902222 fax +39 0342 911712 - www.bormioonline.com

AUDI FIS ALPINE SKI WORLD CUP 2011/12
Bormio (ITA)
LONGINES®

3rd MEN'S DOWNHILL
START LIST
THU 29 DEC 2011
Start Time: 11:45

Jury			Technical Data	
TD FIS	P. BLOCH	SUI	Course Name	Stelvio
Referee	G. HUJARA	FIS	Start Altitude	2255 m
Assistant Referee	H. SCHMALZL	FIS	Finish Altitude	1245 m
Chief of Race	M. RINALDI	ITA	Vertical Drop	1010 m
			Course Length	3270 m
			Homologation Number	8406/02/07

Race Information				
Course Setter	H. SCHMALZL	FIS		
Number of Gates	43			
Start Time	11:45			
Forerunners	A - A. PLANCK	ITA	E - M. DE VETTORI	ITA
	B - A. RAVELLI	ITA	F - H. BATTILANI	ITA
	C - C. BERETTA	ITA	G - D. CAZZANIGA	ITA
	D - A. HOFER	ITA	H - J. GIACOMELLI	ITA

Number of Competitors: 57, Number of NSA: 12

Bib	FIS Code	Name	Year of Birth	NSA	Time	Ski
1	501076	OLSSON Hans	1984	SWE	_____	Head
2	292455	FILL Peter	1982	ITA	_____	Atomic
3	291459	PARIS Dominik	1989	ITA	_____	Nordica
4	293550	MARSAGLIA Matteo	1985	ITA	_____	Rossignol
5	191591	BERTRAND Yannick	1980	FRA	_____	Atomic
6	50858	STREITBERGER Georg	1981	AUT	_____	Fischer
7	560447	SPORN Andrej	1981	SLO	_____	Elan
8	192746	THEAUX Adrien	1984	FRA	_____	Salomon
9	51005	SCHEIBER Mario	1983	AUT	_____	Atomic
10	191740	CLAREY Johan	1981	FRA	_____	Head
11	510727	DEFAGO Didier	1977	SUI	_____	Rossignol
12	511139	KUENG Patrick	1984	SUI	_____	Salomon
13	102263	GUAY Erik	1981	CAN	_____	Atomic
14	51327	PUCHNER Joachim	1987	AUT	_____	Atomic
15	293006	INNERHOFER Christof	1984	ITA	_____	Rossignol
16	421328	SVINDAL Aksel Lund	1982	NOR	_____	Head
17	511383	FEUZ Beat	1987	SUI	_____	Salomon
18	50753	KROELL Klaus	1980	AUT	_____	Salomon
19	532431	MILLER Bode	1977	USA	_____	Head
20	510890	ZURBRIGGEN Silvan	1981	SUI	_____	Rossignol
21	510030	CUCHE Didier	1974	SUI	_____	Head
22	51215	BAUMANN Romed	1986	AUT	_____	Salomon



Number of Competitors: 57, Number of NSA: 12

Bib	FIS Code	Name	Year of Birth	NSA	Time	Ski
23	201606	KEPLER Stephan	1983	GER		Head
24	102271	HUDEC Jan	1981	CAN		Rossignol
25	510767	HOFFMANN Ambrosi	1977	SUI		Nordica
26	50742	REICHELТ Hannes	1980	AUT		Salomon
27	102961	DIXON Robbie	1985	CAN		Rossignol
28	511529	GISIN Marc	1988	SUI		Nordica
29	292514	HEEL Werner	1982	ITA		Head
30	192932	FAYED Guillermo	1985	FRA		Head
31	201811	STECHEТ Tobias	1985	GER		Head
32	530939	WEIBRECHТ Andrew	1986	USA		Rossignol
33	533131	SULLIVAN Marco	1980	USA		Rossignol
34	530874	GANONG Travis	1988	USA		Atomic
35	53837	KRAMER Manuel	1989	AUT		Atomic
36	200379	SANDER Andreas	1989	GER		Atomic
37	511142	LUEOEND Vitus	1984	SUI		Salomon
38	53817	FRANZ Max	1989	AUT		Atomic
39	930024	MAPLE Wiley	1990	USA		Atomic
40	990081	CASSE Mattia	1990	ITA		Rossignol
41	561087	MARKIC Gasper	1986	SLO		Elan
42	380292	ZRNCIC-DIM Natko	1986	CRO		Atomic
43	202059	FERSTL Josef	1988	GER		Nordica
44	191964	POISSON David	1982	FRA		Salomon
45	561067	PERKO Rok	1985	SLO		Stoeckli
46	103271	THOMSEN Benjamin	1987	CAN		Head
47	561216	KLINE Bostjan	1991	SLO		Stoeckli
48	294277	KLOTZ Siegmар	1987	ITA		Nordica
49	103090	HELIE Louis-Pierre	1986	CAN		Head
50	510747	GRUENENFELDER Tobias	1977	SUI		Stoeckli
51	53902	MAYER Matthias	1990	AUT		Head
52	53853	SIEBER Bjoern	1989	AUT		Atomic
53	511527	GEHRIG Marc	1988	SUI		
54	194190	ROGER Brice	1990	FRA		Rossignol
55	561085	KRIZAJ Andrej	1986	SLO		Elan
56	20267	ESTEVE Kevin	1989	AND		
57	531156	TARBERRY Ace	1988	USA		



Best s.r.l. - 23032 Bormio (So) Italy - Via Roma, 131/b - tel. +39 0342 902222 fax +39 0342 911712 - www.bormioonline.com

AUDI FIS ALPINE SKI WORLD CUP 2011/12
Bormio (ITA)
LONGINES®

3rd MEN'S DOWNHILL
OFFICIAL RESULTS
THU 29 DEC 2011
Start Time: 11:45

Jury			Technical Data	
TD FIS	P. BLOCH	SUI	Course Name	Stelvio
Referee	G. HUJARA	FIS	Start Altitude	2255 m
Assistant Referee	H. SCHMALZL	FIS	Finish Altitude	1245 m
Chief of Race	M. RINALDI	ITA	Vertical Drop	1010 m
			Course Length	3270 m
			Homologation Number	8406/02/07

Race Information				
Course Setter	H. SCHMALZL	FIS		
Number of Gates	43			
Start Time	11:45			
Forerunners	A - A. PLANCK	ITA	E - M. DE VETTORI	ITA
	B - A. RAVELLI	ITA	F - H. BATTILANI	ITA
	C - C. BERETTA	ITA	G - D. CAZZANIGA	ITA
	D - A. HOFER	ITA	H - J. GIACOMELLI	ITA

Number of Competitors: 57, Number of NSA: 12

Rank	Bib	FIS Code	Name	Year of Birth	NSA	Time	Diff.	Dist. (m)	Race Points	Ski
1	11	510727	DEFAGO Didier	1977	SUI	2:01.81			0.00	Rossignol
2	12	511139	KUENG Patrick	1984	SUI	2:02.10	0.29	7.77	3.17	Salomon
3	18	50753	KROELL Klaus	1980	AUT	2:02.23	0.42	11.24	4.59	Salomon
4	13	102263	GUAY Erik	1981	CAN	2:02.45	0.64	17.09	6.99	Atomic
5	19	532431	MILLER Bode	1977	USA	2:02.59	0.78	20.81	8.52	Head
6	16	421328	SVINDAL Aksel Lund	1982	NOR	2:02.74	0.93	24.78	10.15	Head
7	10	191740	CLAREY Johan	1981	FRA	2:02.85	1.04	27.68	11.36	Head
8	21	510030	CUCHE Didier	1974	SUI	2:02.97	1.16	30.85	12.67	Head
9	26	50742	REICHELTH Hannes	1980	AUT	2:03.04	1.23	32.69	13.43	Salomon
9	3	291459	PARIS Dominik	1989	ITA	2:03.04	1.23	32.69	13.43	Nordica
11	5	191591	BERTRAND Yannick	1980	FRA	2:03.08	1.27	33.74	13.87	Atomic
12	14	51327	PUCHNER Joachim	1987	AUT	2:03.35	1.54	40.83	16.81	Atomic
13	7	560447	SPORN Andrej	1981	SLO	2:03.44	1.63	43.18	17.80	Elan
14	8	192746	THEAUX Adrien	1984	FRA	2:03.58	1.77	46.84	19.33	Salomon
15	20	510890	ZURBRIGGEN Silvan	1981	SUI	2:03.62	1.81	47.88	19.76	Rossignol
16	22	51215	BAUMANN Romed	1986	AUT	2:03.66	1.85	48.92	20.20	Salomon
17	23	201606	KEPPLER Stephan	1983	GER	2:03.77	1.96	51.78	21.40	Head
18	2	292455	FILL Peter	1982	ITA	2:03.95	2.14	56.46	23.37	Atomic
19	28	511529	GISIN Marc	1988	SUI	2:04.03	2.22	58.53	24.24	Nordica
20	44	191964	POISSON David	1982	FRA	2:04.08	2.27	59.82	24.79	Salomon

#746 _____



Number of Competitors: 57, Number of NSA: 12

Rank	Bib	FIS Code	Name	Year of Birth	NSA	Time	Diff.	Dist. (m)	Race Points	Ski
21	30	192932	FAYED Guillermo	1985	FRA	2:04.16	2.35	61.89	25.66	Head
22	9	51005	SCHEIBER Mario	1983	AUT	2:04.24	2.43	63.96	26.53	Atomic
23	24	102271	HUDEC Jan	1981	CAN	2:04.28	2.47	64.99	26.97	Rossignol
24	48	294277	KLOTZ Siegmarr	1987	ITA	2:04.30	2.49	65.51	27.19	Nordica
25	38	53817	FRANZ Max	1989	AUT	2:04.31	2.50	65.76	27.30	Atomic
26	25	510767	HOFFMANN Ambrosi	1977	SUI	2:04.36	2.55	67.05	27.84	Nordica
27	37	511142	LUEOEND Vitus	1984	SUI	2:04.37	2.56	67.31	27.95	Salomon
28	1	501076	OLSSON Hans	1984	SWE	2:04.52	2.71	71.17	29.59	Head
29	4	293550	MARSAGLIA Matteo	1985	ITA	2:04.58	2.77	72.71	30.24	Rossignol
30	54	194190	ROGER Brice	1990	FRA	2:04.78	2.97	77.83	32.43	Rossignol
30	34	530874	GANONG Travis	1988	USA	2:04.78	2.97	77.83	32.43	Atomic
32	46	103271	THOMSEN Benjamin	1987	CAN	2:04.80	2.99	78.34	32.65	Head
33	33	533131	SULLIVAN Marco	1980	USA	2:04.99	3.18	83.20	34.72	Rossignol
33	31	201811	STECHERT Tobias	1985	GER	2:04.99	3.18	83.20	34.72	Head
35	43	202059	FERSTL Josef	1988	GER	2:05.25	3.44	89.81	37.56	Nordica
36	51	53902	MAYER Matthias	1990	AUT	2:05.32	3.51	91.59	38.32	Head
37	6	50858	STREITBERGER Georg	1981	AUT	2:05.48	3.67	95.64	40.07	Fischer
38	39	930024	MAPLE Wiley	1990	USA	2:05.49	3.68	95.89	40.18	Atomic
39	42	380292	ZRNCIC-DIM Natko	1986	CRO	2:05.79	3.98	103.46	43.46	Atomic
40	50	510747	GRUENENFELDER Tobias	1977	SUI	2:06.08	4.27	110.75	46.62	Stoeckli
41	35	53837	KRAMER Manuel	1989	AUT	2:06.10	4.29	111.25	46.84	Atomic
42	45	561067	PERKO Rok	1985	SLO	2:06.14	4.33	112.25	47.28	Stoeckli
43	36	200379	SANDER Andreas	1989	GER	2:06.17	4.36	113.00	47.61	Atomic
44	47	561216	KLINE Bostjan	1991	SLO	2:06.43	4.62	119.49	50.44	Stoeckli
45	41	561087	MARKIC Gasper	1986	SLO	2:06.54	4.73	122.23	51.65	Elan
46	29	292514	HEEL Werner	1982	ITA	2:06.60	4.79	123.72	52.30	Head
47	49	103090	HELIE Louis-Pierre	1986	CAN	2:06.74	4.93	127.20	53.83	Head
48	53	511527	GEHRIG Marc	1988	SUI	2:06.91	5.10	131.41	55.69	
49	32	530939	WEIBRECHT Andrew	1986	USA	2:07.10	5.29	136.10	57.76	Rossignol
50	52	53853	SIEBER Bjoern	1989	AUT	2:07.11	5.30	136.35	57.87	Atomic
51	55	561085	KRIZAJ Andrej	1986	SLO	2:07.16	5.35	137.58	58.41	Elan
52	56	20267	ESTEVE Kevin	1989	AND	2:08.48	6.67	169.76	72.83	
53	57	531156	TARBERRY Ace	1988	USA	2:09.49	7.68	193.94	83.86	

DID NOT FINISH: 3 competitors

17	511383	FEUZ Beat	1987	SUI						Salomon
27	102961	DIXON Robbie	1985	CAN						Rossignol
40	990081	CASSE Mattia	1990	ITA						Rossignol

DISQUALIFIED: 1 competitor

15	293006	INNERHOFER Christof	1984	ITA	Gate 22	Rule 629.3				Rossignol
----	--------	---------------------	------	-----	---------	------------	--	--	--	-----------

Reason for disqualification:

629.3 Does not pass through the gate correctly

 Technical Delegate:
P. BLOCH (SUI) #746



Best s.r.l. - 23032 Bormio (So) Italy - Via Roma, 131/b - tel. +39 0342 902222 fax +39 0342 911712 - www.bormioonline.com

AUDI FIS ALPINE SKI WORLD CUP 2011/12
Bormio (ITA)

LONGINES
 3rd MEN'S DOWNHILL
 THU 29 DEC 2011
PENALTY CALCULATION

Best 10 at Finish

Rank	Bib	FIS Code	Name	NSA	FIS Points	Best 5	Race Points
1	11	510727	DEFAGO Didier	SUI	3.95	3.95	0.00
2	12	511139	KUENG Patrick	SUI	4.65		
3	18	50753	KROELL Klaus	AUT	1.66	1.66	4.59
4	13	102263	GUAY Erik	CAN	4.07		
5	19	532431	MILLER Bode	USA	3.44	3.44	8.52
6	16	421328	SVINDAL Aksel Lund	NOR	3.64	3.64	10.15
7	10	191740	CLAREY Johan	FRA	4.17		
8	21	510030	CUCHE Didier	SUI	0.00	0.00	12.67
9	26	50742	REICHELTL Hannes	AUT	5.42		
9	3	291459	PARIS Dominik	ITA	5.36		

Best 5 FIS Points at Start

Rank	Bib	FIS Code	Name	NSA	FIS Points
8	21	510030	CUCHE Didier	SUI	0.00
3	18	50753	KROELL Klaus	AUT	1.66
DNF	17	511383	FEUZ Beat	SUI	2.41
16	22	51215	BAUMANN Romed	AUT	3.30
5	19	532431	MILLER Bode	USA	3.44

TOTALS:	
FIS Points of Best 5 at Start (B)	10.81
FIS Points of Best at Finish in Top 10 (A)	12.69
Race Points of Corresponding Competitors (C)	35.93
Calculated Penalty (A+B-C) : 10 =>	-1.243
Rounded	-1.24
Category Adder	0.00
Correction Value (Z)	0.00
Calculated Penalty	-1.24
Penalty Applied	0.00

Technical Delegate:
P. BLOCH (SUI) #746





Best s.r.l. - 23032 Bormio (So) Italy - Via Roma, 131/b - tel. +39 0342 902222 fax +39 0342 911712 - www.bormioonline.com

AUDI FIS ALPINE SKI WORLD CUP 2011/12
Bormio (ITA)

3rd MEN'S DOWNHILL
PERFORMANCE ANALYSIS 1
 THU 29 DEC 2011

Number of Competitors: 53

Rank	Bib	Name Ski	NSA	Positions			Partials			Difference		Speed	
				Pos.	Time	Rank	Pos.	Time	Rank	Time	Dist(m)	Pos.	km/h
1	11	DEFAGO Didier Rossignol	SUI	Int1: 11.61 (7) Int2: 32.07 (2) Int3: 54.91 (1) Int4: 1:30.50 (1) Int5: 1:42.46 (1) Fin: 2:01.81 (1)	I1-I2: 20.46 (4) I2-I3: 22.84 (3) I3-I4: 35.59 (4) I4-I5: 11.96 (1) I5-Fin: 19.35 (9)	0.07 0.17 0.00 0.00 0.00 0.00	0.00	0.00	Sp1: 108.07 (4) Sp2: 116.88 (2) Avg.: 96.64				
2	12	KUENG Patrick Salomon	SUI	Int1: 11.54 (1) Int2: 31.90 (1) Int3: 54.93 (2) Int4: 1:30.91 (4) Int5: 1:43.10 (3) Fin: 2:02.10 (2)	I1-I2: 20.36 (1) I2-I3: 23.03 (7) I3-I4: 35.98 (15) I4-I5: 12.19 (3) I5-Fin: 19.00 (1)	0.00 0.00 0.02 0.41 0.64 0.29	7.77	Avg.: 96.41	Sp1: 107.84 (10) Sp2: 114.40 (11)				
3	18	KROELL Klaus Salomon	AUT	Int1: 11.70 (18) Int2: 32.08 (3) Int3: 54.96 (4) Int4: 1:30.53 (2) Int5: 1:42.72 (2) Fin: 2:02.23 (3)	I1-I2: 20.38 (2) I2-I3: 22.88 (4) I3-I4: 35.57 (3) I4-I5: 12.19 (3) I5-Fin: 19.51 (20)	0.16 0.18 0.05 0.03 0.26 0.42	11.24	Avg.: 96.31	Sp1: 108.07 (4) Sp2: 116.63 (3)				
4	13	GUAY Erik Atomic	CAN	Int1: 11.59 (6) Int2: 32.32 (13) Int3: 55.34 (7) Int4: 1:30.88 (3) Int5: 1:43.37 (6) Fin: 2:02.45 (4)	I1-I2: 20.73 (19) I2-I3: 23.02 (5) I3-I4: 35.54 (2) I4-I5: 12.49 (22) I5-Fin: 19.08 (2)	0.05 0.42 0.43 0.38 0.91 0.64	17.09	Avg.: 96.14	Sp1: 107.16 (17) Sp2: 111.80 (29)				
5	19	MILLER Bode Head	USA	Int1: 11.55 (2) Int2: 32.16 (5) Int3: 54.97 (5) Int4: 1:30.93 (5) Int5: 1:43.22 (4) Fin: 2:02.59 (5)	I1-I2: 20.61 (9) I2-I3: 22.81 (2) I3-I4: 35.96 (14) I4-I5: 12.29 (12) I5-Fin: 19.37 (11)	0.01 0.26 0.06 0.43 0.76 0.78	20.81	Avg.: 96.03	Sp1: 108.07 (4) Sp2: 117.90 (1)				
6	16	SVINDAL Aksel Lund Head	NOR	Int1: 11.67 (13) Int2: 32.17 (6) Int3: 54.94 (3) Int4: 1:30.94 (6) Int5: 1:43.36 (5) Fin: 2:02.74 (6)	I1-I2: 20.50 (5) I2-I3: 22.77 (1) I3-I4: 36.00 (18) I4-I5: 12.42 (16) I5-Fin: 19.38 (12)	0.13 0.27 0.03 0.44 0.90 0.93	24.78	Avg.: 95.91	Sp1: 108.07 (4) Sp2: 112.97 (20)				
7	10	CLAREY Johan Head	FRA	Int1: 11.79 (39) Int2: 32.49 (19) Int3: 55.63 (13) Int4: 1:31.44 (11) Int5: 1:43.69 (10) Fin: 2:02.85 (7)	I1-I2: 20.70 (17) I2-I3: 23.14 (9) I3-I4: 35.81 (8) I4-I5: 12.25 (9) I5-Fin: 19.16 (5)	0.25 0.59 0.72 0.94 1.23 1.04	27.68	Avg.: 95.82	Sp1: 108.07 (4) Sp2: 116.63 (3)				



PERFORMANCE ANALYSIS 1
Number of Competitors: 53

Rank	Bib	Name Ski	NSA	Positions			Partials			Difference		Speed	
				Pos.	Time	Rank	Pos.	Time	Rank	Time	Dist(m)	Pos.	km/h
8	21	CUCHE Didier Head	SUI	Int1: 11.57 (4) Int2: 32.26 (8) Int3: 55.55 (9) Int4: 1:31.33 (10) Int5: 1:43.54 (8) Fin: 2:02.97 (8)	I1-I2: 20.69 (13) I2-I3: 23.29 (17) I3-I4: 35.78 (7) I4-I5: 12.21 (6) I5-Fin: 19.43 (16)	0.03 0.36 0.64 0.83 1.08 1.16	30.85	Sp1: 105.18 (40) Sp2: 115.13 (6) Avg.: 95.73					
9	26	REICHELTH Hannes Salomon	AUT	Int1: 11.72 (21) Int2: 32.54 (27) Int3: 55.56 (10) Int4: 1:31.44 (11) Int5: 1:43.56 (9) Fin: 2:03.04 (9)	I1-I2: 20.82 (31) I2-I3: 23.02 (5) I3-I4: 35.88 (12) I4-I5: 12.12 (2) I5-Fin: 19.48 (19)	0.18 0.64 0.65 0.94 1.10 1.23	32.69	Sp1: 106.72 (28) Sp2: 115.87 (5) Avg.: 95.68					
9	3	PARIS Dominik Nordica	ITA	Int1: 11.62 (8) Int2: 32.41 (17) Int3: 55.82 (20) Int4: 1:31.31 (9) Int5: 1:43.83 (11) Fin: 2:03.04 (9)	I1-I2: 20.79 (26) I2-I3: 23.41 (26) I3-I4: 35.49 (1) I4-I5: 12.52 (23) I5-Fin: 19.21 (7)	0.08 0.51 0.91 0.81 1.37 1.23	32.69	Sp1: 106.27 (31) Sp2: 112.73 (22) Avg.: 95.68					
11	5	BERTRAND Yannick Atomic	FRA	Int1: 11.67 (13) Int2: 32.34 (16) Int3: 55.56 (10) Int4: 1:31.24 (8) Int5: 1:43.45 (7) Fin: 2:03.08 (11)	I1-I2: 20.67 (11) I2-I3: 23.22 (13) I3-I4: 35.68 (5) I4-I5: 12.21 (6) I5-Fin: 19.63 (26)	0.13 0.44 0.65 0.74 0.99 1.27	33.74	Sp1: 108.30 (2) Sp2: 114.64 (9) Avg.: 95.65					
12	14	PUCHNER Joachim Atomic	AUT	Int1: 11.57 (4) Int2: 32.31 (10) Int3: 55.75 (17) Int4: 1:31.61 (14) Int5: 1:43.90 (12) Fin: 2:03.35 (12)	I1-I2: 20.74 (20) I2-I3: 23.44 (29) I3-I4: 35.86 (11) I4-I5: 12.29 (12) I5-Fin: 19.45 (18)	0.03 0.41 0.84 1.11 1.44 1.54	40.83	Sp1: 107.39 (14) Sp2: 112.73 (22) Avg.: 95.44					
13	7	SPORN Andrej Elan	SLO	Int1: 11.69 (17) Int2: 32.22 (7) Int3: 55.36 (8) Int4: 1:31.47 (13) Int5: 1:44.01 (13) Fin: 2:03.44 (13)	I1-I2: 20.53 (6) I2-I3: 23.14 (9) I3-I4: 36.11 (23) I4-I5: 12.54 (24) I5-Fin: 19.43 (16)	0.15 0.32 0.45 0.97 1.55 1.63	43.18	Sp1: 108.30 (2) Sp2: 112.26 (24) Avg.: 95.37					
14	8	THEAUX Adrien Salomon	FRA	Int1: 11.56 (3) Int2: 32.10 (4) Int3: 55.19 (6) Int4: 1:31.14 (7) Int5: Fin: 2:03.58 (14)	I1-I2: 20.54 (7) I2-I3: 23.09 (8) I3-I4: 35.95 (13) I4-I5: I5-Fin:	0.02 0.20 0.28 0.64 1.77	46.84	Sp1: 107.84 (10) Sp2: 113.68 (17) Avg.: 95.26					
15	20	ZURBRIGGEN Silvan Rossignol	SUI	Int1: 11.72 (21) Int2: 32.81 (42) Int3: 55.99 (27) Int4: 1:32.19 (23) Int5: 1:44.46 (19) Fin: 2:03.62 (15)	I1-I2: 21.09 (44) I2-I3: 23.18 (11) I3-I4: 36.20 (25) I4-I5: 12.27 (10) I5-Fin: 19.16 (5)	0.18 0.91 1.08 1.69 2.00 1.81	47.88	Sp1: 104.11 (48) Sp2: 112.03 (28) Avg.: 95.23					
16	22	BAUMANN Romed Salomon	AUT	Int1: 11.62 (8) Int2: 32.31 (10) Int3: 55.72 (16) Int4: 1:31.70 (16) Int5: 1:44.04 (14) Fin: 2:03.66 (16)	I1-I2: 20.69 (13) I2-I3: 23.41 (26) I3-I4: 35.98 (15) I4-I5: 12.34 (15) I5-Fin: 19.62 (25)	0.08 0.41 0.81 1.20 1.58 1.85	48.92	Sp1: 106.94 (21) Sp2: 113.44 (19) Avg.: 95.20					

PERFORMANCE ANALYSIS 1
Number of Competitors: 53

Rank	Bib	Name Ski	NSA	Positions			Partials			Difference		Speed	
				Pos.	Time	Rank	Pos.	Time	Rank	Time	Dist(m)	Pos.	km/h
17	23	KEPPLER Stephan Head	GER	Int1: 11.67 (13) Int2: 32.49 (19) Int3: 55.87 (22) Int4: 1:32.09 (21) Int5: 1:44.37 (18) Fin: 2:03.77 (17)	I1-I2: 20.82 (31) I2-I3: 23.38 (22) I3-I4: 36.22 (26) I4-I5: 12.28 (11) I5-Fin: 19.40 (14)	0.13 0.59 0.96 1.59 1.91 1.96	51.78	Avg.: 95.11	Sp1: 107.39 (14) Sp2: 113.92 (14)				
18	2	FILL Peter Atomic	ITA	Int1: 11.73 (27) Int2: 32.93 (43) Int3: 56.35 (36) Int4: 1:32.39 (26) Int5: 1:44.87 (25) Fin: 2:03.95 (18)	I1-I2: 21.20 (45) I2-I3: 23.42 (28) I3-I4: 36.04 (20) I4-I5: 12.48 (21) I5-Fin: 19.08 (2)	0.19 1.03 1.44 1.89 2.41 2.14	56.46	Avg.: 94.97	Sp1: 104.96 (43) Sp2: 110.65 (36)				
19	28	GISIN Marc Nordica	SUI	Int1: 11.72 (21) Int2: 32.31 (10) Int3: 55.65 (14) Int4: 1:32.08 (20) Int5: 1:44.67 (23) Fin: 2:04.03 (19)	I1-I2: 20.59 (8) I2-I3: 23.34 (20) I3-I4: 36.43 (31) I4-I5: 12.59 (27) I5-Fin: 19.36 (10)	0.18 0.41 0.74 1.58 2.21 2.22	58.53	Avg.: 94.91	Sp1: 106.50 (29) Sp2: 111.11 (33)				
20	44	POISSON David Salomon	FRA	Int1: 11.82 (41) Int2: 32.56 (29) Int3: 55.86 (21) Int4: 1:31.70 (16) Int5: 1:44.35 (16) Fin: 2:04.08 (20)	I1-I2: 20.74 (20) I2-I3: 23.30 (18) I3-I4: 35.84 (10) I4-I5: 12.65 (32) I5-Fin: 19.73 (33)	0.28 0.66 0.95 1.20 1.89 2.27	59.82	Avg.: 94.87	Sp1: 106.94 (21) Sp2: 113.92 (14)				
21	30	FAYED Guillermo Head	FRA	Int1: 11.81 (40) Int2: 32.46 (18) Int3: 55.66 (15) Int4: 1:32.01 (19) Int5: 1:44.47 (20) Fin: 2:04.16 (21)	I1-I2: 20.65 (10) I2-I3: 23.20 (12) I3-I4: 36.35 (28) I4-I5: 12.46 (19) I5-Fin: 19.69 (31)	0.27 0.56 0.75 1.51 2.01 2.35	61.89	Avg.: 94.81	Sp1: 107.16 (17) Sp2: 113.68 (17)				
22	9	SCHEIBER Mario Atomic	AUT	Int1: 11.72 (21) Int2: 32.58 (30) Int3: 55.94 (25) Int4: 1:32.32 (25) Int5: 1:44.61 (22) Fin: 2:04.24 (22)	I1-I2: 20.86 (33) I2-I3: 23.36 (21) I3-I4: 36.38 (29) I4-I5: 12.29 (12) I5-Fin: 19.63 (26)	0.18 0.68 1.03 1.82 2.15 2.43	63.96	Avg.: 94.75	Sp1: 106.94 (21) Sp2: 109.09 (45)				
23	24	HUDEC Jan Rossignol	CAN	Int1: 11.64 (11) Int2: 32.33 (15) Int3: 55.61 (12) Int4: 1:31.63 (15) Int5: 1:44.19 (15) Fin: 2:04.28 (23)	I1-I2: 20.69 (13) I2-I3: 23.28 (16) I3-I4: 36.02 (19) I4-I5: 12.56 (26) I5-Fin: 20.09 (44)	0.10 0.43 0.70 1.13 1.73 2.47	64.99	Avg.: 94.72	Sp1: 107.84 (10) Sp2: 114.64 (9)				
24	48	KLOTZ Siegmard Nordica	ITA	Int1: 11.75 (29) Int2: 32.51 (25) Int3: 56.31 (35) Int4: 1:32.12 (22) Int5: 1:44.36 (17) Fin: 2:04.30 (24)	I1-I2: 20.76 (23) I2-I3: 23.80 (42) I3-I4: 35.81 (8) I4-I5: 12.24 (8) I5-Fin: 19.94 (39)	0.21 0.61 1.40 1.62 1.90 2.49	65.51	Avg.: 94.71	Sp1: 105.83 (35) Sp2: 114.40 (11)				
25	38	FRANZ Max Atomic	AUT	Int1: 11.76 (32) Int2: 32.54 (27) Int3: 55.94 (25) Int4: 1:31.93 (18) Int5: 1:44.57 (21) Fin: 2:04.31 (25)	I1-I2: 20.78 (24) I2-I3: 23.40 (24) I3-I4: 35.99 (17) I4-I5: 12.64 (31) I5-Fin: 19.74 (34)	0.22 0.64 1.03 1.43 2.11 2.50	65.76	Avg.: 94.70	Sp1: 106.94 (21) Sp2: 112.26 (24)				

PERFORMANCE ANALYSIS 1
Number of Competitors: 53

Rank	Bib	Name Ski	NSA	Positions			Partials			Difference		Speed		
				Pos.	Time	Rank	Pos.	Time	Rank	Time	Dist(m)	Pos.	km/h	Rank
26	25	HOFFMANN Ambrosi Nordica	SUI	Int1:	11.68	(16)	I1-I2:	20.81	(28)	0.14		Sp1:	105.61	(37)
				Int2:	32.49	(19)	I2-I3:	23.39	(23)	0.59		Sp2:	114.40	(11)
				Int3:	55.88	(23)	I3-I4:	36.39	(30)	0.97				
				Int4:	1:32.27	(24)	I4-I5:	12.43	(17)	1.77				
				Int5:	1:44.70	(24)	I5-Fin:	19.66	(29)	2.24				
				Fin:	2:04.36	(26)				2.55	67.05	Avg.:	94.66	
27	37	LUEOEND Vitus Salomon	SUI	Int1:	11.84	(44)	I1-I2:	20.81	(28)	0.30		Sp1:	106.94	(21)
				Int2:	32.65	(33)	I2-I3:	23.26	(14)	0.75		Sp2:	115.13	(6)
				Int3:	55.91	(24)	I3-I4:	36.75	(40)	1.00				
				Int4:	1:32.66	(35)	I4-I5:	12.47	(20)	2.16				
				Int5:	1:45.13	(28)	I5-Fin:	19.24	(8)	2.67				
				Fin:	2:04.37	(27)				2.56	67.31	Avg.:	94.65	
28	1	OLSSON Hans Head	SWE	Int1:	11.62	(8)	I1-I2:	20.70	(17)	0.08		Sp1:	106.94	(21)
				Int2:	32.32	(13)	I2-I3:	23.44	(29)	0.42		Sp2:	110.20	(38)
				Int3:	55.76	(18)	I3-I4:	36.75	(40)	0.85				
				Int4:	1:32.51	(29)	I4-I5:	12.86	(40)	2.01				
				Int5:	1:45.37	(30)	I5-Fin:	19.15	(4)	2.91				
				Fin:	2:04.52	(28)				2.71	71.17	Avg.:	94.54	
29	4	MARSAGLIA Matteo Rossignol	ITA	Int1:	11.70	(18)	I1-I2:	21.34	(51)	0.16		Sp1:	103.06	(51)
				Int2:	33.04	(47)	I2-I3:	23.68	(37)	1.14		Sp2:	112.26	(24)
				Int3:	56.72	(44)	I3-I4:	35.77	(6)	1.81				
				Int4:	1:32.49	(28)	I4-I5:	12.45	(18)	1.99				
				Int5:	1:44.94	(26)	I5-Fin:	19.64	(28)	2.48				
				Fin:	2:04.58	(29)				2.77	72.71	Avg.:	94.49	
30	54	ROGER Brice Rossignol	FRA	Int1:	11.77	(34)	I1-I2:	21.00	(41)	0.23		Sp1:	104.11	(48)
				Int2:	32.77	(38)	I2-I3:	23.73	(40)	0.87		Sp2:	105.88	(50)
				Int3:	56.50	(39)	I3-I4:	36.10	(21)	1.59				
				Int4:	1:32.60	(33)	I4-I5:	12.80	(37)	2.10				
				Int5:	1:45.40	(32)	I5-Fin:	19.38	(12)	2.94				
				Fin:	2:04.78	(30)				2.97	77.83	Avg.:	94.34	
30	34	GANONG Travis Atomic	USA	Int1:	11.87	(48)	I1-I2:	20.42	(3)	0.33		Sp1:	108.53	(1)
				Int2:	32.29	(9)	I2-I3:	23.84	(43)	0.39		Sp2:	109.97	(41)
				Int3:	56.13	(30)	I3-I4:	36.59	(36)	1.22				
				Int4:	1:32.72	(37)	I4-I5:	12.55	(25)	2.22				
				Int5:	1:45.27	(29)	I5-Fin:	19.51	(20)	2.81				
				Fin:	2:04.78	(30)				2.97	77.83	Avg.:	94.34	
32	46	THOMSEN Benjamin Head	CAN	Int1:	11.82	(41)	I1-I2:	20.67	(11)	0.28		Sp1:	105.18	(40)
				Int2:	32.49	(19)	I2-I3:	23.67	(35)	0.59		Sp2:	112.97	(20)
				Int3:	56.16	(33)	I3-I4:	36.29	(27)	1.25				
				Int4:	1:32.45	(27)	I4-I5:	12.59	(27)	1.95				
				Int5:	1:45.04	(27)	I5-Fin:	19.76	(35)	2.58				
				Fin:	2:04.80	(32)				2.99	78.34	Avg.:	94.33	
33	33	SULLIVAN Marco Rossignol	USA	Int1:	11.84	(44)	I1-I2:	20.69	(13)	0.30		Sp1:	106.94	(21)
				Int2:	32.53	(26)	I2-I3:	23.61	(34)	0.63		Sp2:	111.11	(33)
				Int3:	56.14	(31)	I3-I4:	36.57	(35)	1.23				
				Int4:	1:32.71	(36)	I4-I5:	12.72	(35)	2.21				
				Int5:	1:45.43	(35)	I5-Fin:	19.56	(22)	2.97				
				Fin:	2:04.99	(33)				3.18	83.20	Avg.:	94.18	
33	31	STECHERT Tobias Head	GER	Int1:	11.72	(21)	I1-I2:	20.86	(33)	0.18		Sp1:	106.50	(29)
				Int2:	32.58	(30)	I2-I3:	23.54	(33)	0.68		Sp2:	110.88	(35)
				Int3:	56.12	(29)	I3-I4:	36.43	(31)	1.21				
				Int4:	1:32.55	(30)	I4-I5:	13.04	(48)	2.05				
				Int5:	1:45.59	(36)	I5-Fin:	19.40	(14)	3.13				
				Fin:	2:04.99	(33)				3.18	83.20	Avg.:	94.18	

PERFORMANCE ANALYSIS 1
Number of Competitors: 53

Rank	Bib	Name Ski	NSA	Positions			Partials			Difference		Speed	
				Pos.	Time	Rank	Pos.	Time	Rank	Time	Dist(m)	Pos.	km/h
35	43	FERSTL Josef Nordica	GER	Int1: 11.75 (29) Int2: 32.50 (23) Int3: Int4: 1:32.75 (38) Int5: 1:45.40 (32) Fin: 2:05.25 (35)	I1-I2: 20.75 (22) I2-I3: I3-I4: I4-I5: 12.65 (32) I5-Fin: 19.85 (37)	0.21 0.60 2.25 2.94 3.44	89.81	Avg.: 93.99	Sp1: 106.05 (32) Sp2: 110.20 (38)				
36	51	MAYER Matthias Head	AUT	Int1: 11.76 (32) Int2: 32.79 (41) Int3: 56.46 (38) Int4: 1:32.56 (31) Int5: 1:45.37 (30) Fin: 2:05.32 (36)	I1-I2: 21.03 (42) I2-I3: 23.67 (35) I3-I4: 36.10 (21) I4-I5: 12.81 (38) I5-Fin: 19.95 (40)	0.22 0.89 1.55 2.06 2.91 3.51	91.59	Avg.: 93.94	Sp1: 106.05 (32) Sp2: 109.53 (43)				
37	6	STREITBERGER Georg Fischer	AUT	Int1: 11.70 (18) Int2: 32.67 (36) Int3: 56.35 (36) Int4: 1:32.79 (39) Int5: 1:45.42 (34) Fin: 2:05.48 (37)	I1-I2: 20.97 (39) I2-I3: 23.68 (37) I3-I4: 36.44 (33) I4-I5: 12.63 (30) I5-Fin: 20.06 (42)	0.16 0.77 1.44 2.29 2.96 3.67	95.64	Avg.: 93.82	Sp1: 107.16 (17) Sp2: 113.92 (14)				
38	39	MAPLE Wiley Atomic	USA	Int1: 11.89 (49) Int2: 32.69 (37) Int3: 56.09 (28) Int4: 1:32.98 (41) Int5: 1:45.83 (38) Fin: 2:05.49 (38)	I1-I2: 20.80 (27) I2-I3: 23.40 (24) I3-I4: 36.89 (46) I4-I5: 12.85 (39) I5-Fin: 19.66 (29)	0.35 0.79 1.18 2.48 3.37 3.68	95.89	Avg.: 93.81	Sp1: 105.83 (35) Sp2: 105.88 (50)				
39	42	ZRNCIC-DIM Natko Atomic	CRO	Int1: 11.72 (21) Int2: 32.50 (23) Int3: 55.77 (19) Int4: 1:32.58 (32) Int5: 1:45.59 (36) Fin: 2:05.79 (39)	I1-I2: 20.78 (24) I2-I3: 23.27 (15) I3-I4: 36.81 (43) I4-I5: 13.01 (46) I5-Fin: 20.20 (46)	0.18 0.60 0.86 2.08 3.13 3.98	103.46	Avg.: 93.58	Sp1: 107.39 (14) Sp2: 111.80 (29)				
40	50	GRUENENFELDER Tobias Stoekli	SUI	Int1: 11.78 (37) Int2: 33.02 (46) Int3: 56.97 (46) Int4: 1:33.50 (44) Int5: 1:46.26 (42) Fin: 2:06.08 (40)	I1-I2: 21.24 (47) I2-I3: 23.95 (48) I3-I4: 36.53 (34) I4-I5: 12.76 (36) I5-Fin: 19.82 (36)	0.24 1.12 2.06 3.00 3.80 4.27	110.75	Avg.: 93.37	Sp1: 102.44 (52) Sp2: 110.42 (37)				
41	35	KRAMER Manuel Atomic	AUT	Int1: 11.75 (29) Int2: 32.65 (33) Int3: 56.14 (31) Int4: 1:33.65 (47) Int5: 1:46.53 (44) Fin: 2:06.10 (41)	I1-I2: 20.90 (35) I2-I3: 23.49 (31) I3-I4: 37.51 (51) I4-I5: 12.88 (41) I5-Fin: 19.57 (23)	0.21 0.75 1.23 3.15 4.07 4.29	111.25	Avg.: 93.35	Sp1: 107.16 (17) Sp2: 108.43 (46)				
42	45	PERKO Rok Stoekli	SLO	Int1: 11.64 (11) Int2: 32.60 (32) Int3: 56.28 (34) Int4: 1:32.96 (40) Int5: 1:45.92 (39) Fin: 2:06.14 (42)	I1-I2: 20.96 (38) I2-I3: 23.68 (37) I3-I4: 36.68 (38) I4-I5: 12.96 (45) I5-Fin: 20.22 (47)	0.10 0.70 1.37 2.46 3.46 4.33	112.25	Avg.: 93.32	Sp1: 106.05 (32) Sp2: 109.97 (41)				
43	36	SANDER Andreas Atomic	GER	Int1: 11.86 (47) Int2: 32.78 (40) Int3: 56.57 (41) Int4: 1:33.36 (43) Int5: 1:45.95 (40) Fin: 2:06.17 (43)	I1-I2: 20.92 (36) I2-I3: 23.79 (41) I3-I4: 36.79 (42) I4-I5: 12.59 (27) I5-Fin: 20.22 (47)	0.32 0.88 1.66 2.86 3.49 4.36	113.00	Avg.: 93.30	Sp1: 107.84 (10) Sp2: 112.26 (24)				

PERFORMANCE ANALYSIS 1
Number of Competitors: 53

Rank	Bib	Name Ski	NSA	Positions			Partials			Difference		Speed	
				Pos.	Time	Rank	Pos.	Time	Rank	Time	Dist(m)	Pos.	km/h
44	47	KLINE Bostjan Stoeckli	SLO	Int1: 11.77 (34) Int2: 32.98 (45) Int3: 56.51 (40) Int4: 1:32.64 (34) Int5: 1:45.95 (40) Fin: 2:06.43 (44)	I1-I2: 21.21 (46) I2-I3: 23.53 (32) I3-I4: 36.13 (24) I4-I5: 13.31 (52) I5-Fin: 20.48 (53)	0.23 1.08 1.60 2.14 3.49 4.62	119.49	Avg.: 93.11	Sp1: 104.75 (45) Sp2: 111.57 (32)				
45	41	MARKIC Gasper Elan	SLO	Int1: 11.85 (46) Int2: 32.66 (35) Int3: 56.60 (42) Int4: 1:33.19 (42) Int5: 1:46.29 (43) Fin: 2:06.54 (45)	I1-I2: 20.81 (28) I2-I3: 23.94 (46) I3-I4: 36.59 (36) I4-I5: 13.10 (50) I5-Fin: 20.25 (49)	0.31 0.76 1.69 2.69 3.83 4.73	122.23	Avg.: 93.03	Sp1: 108.07 (4) Sp2:				
46	29	HEEL Werner Head	ITA	Int1: 11.82 (41) Int2: 33.31 (51) Int3: 57.27 (48) Int4: 1:34.18 (51) Int5: 1:46.89 (47) Fin: 2:06.60 (46)	I1-I2: 21.49 (53) I2-I3: 23.96 (49) I3-I4: 36.91 (47) I4-I5: 12.71 (34) I5-Fin: 19.71 (32)	0.28 1.41 2.36 3.68 4.43 4.79	123.72	Avg.: 92.99	Sp1: 102.44 (52) Sp2: 109.53 (43)				
47	49	HELIE Louis-Pierre Head	CAN	Int1: 11.98 (52) Int2: 32.95 (44) Int3: 56.89 (45) Int4: 1:33.61 (46) Int5: 1:46.68 (45) Fin: 2:06.74 (47)	I1-I2: 20.97 (39) I2-I3: 23.94 (46) I3-I4: 36.72 (39) I4-I5: 13.07 (49) I5-Fin: 20.06 (42)	0.44 1.05 1.98 3.11 4.22 4.93	127.20	Avg.: 92.88	Sp1: 104.96 (43) Sp2: 105.88 (50)				
48	53	GEHRIG Marc	SUI	Int1: 11.78 (37) Int2: 33.07 (48) Int3: 56.99 (47) Int4: 1:34.04 (48) Int5: 1:46.94 (48) Fin: 2:06.91 (48)	I1-I2: 21.29 (50) I2-I3: 23.92 (45) I3-I4: 37.05 (49) I4-I5: 12.90 (42) I5-Fin: 19.97 (41)	0.24 1.17 2.08 3.54 4.48 5.10	131.41	Avg.: 92.76	Sp1: 103.69 (50) Sp2: 114.89 (8)				
49	32	WEIBRECHT Andrew Rossignol	USA	Int1: 11.73 (27) Int2: 32.77 (38) Int3: 56.63 (43) Int4: 1:33.55 (45) Int5: 1:46.69 (46) Fin: 2:07.10 (49)	I1-I2: 21.04 (43) I2-I3: 23.86 (44) I3-I4: 36.92 (48) I4-I5: 13.14 (51) I5-Fin: 20.41 (51)	0.19 0.87 1.72 3.05 4.23 5.29	136.10	Avg.: 92.62	Sp1: 105.61 (37) Sp2: 106.29 (49)				
50	52	SIEBER Bjoern Atomic	AUT	Int1: 11.96 (51) Int2: 33.20 (49) Int3: 57.31 (50) Int4: 1:34.17 (50) Int5: 1:47.19 (50) Fin: 2:07.11 (50)	I1-I2: 21.24 (47) I2-I3: 24.11 (52) I3-I4: 36.86 (44) I4-I5: 13.02 (47) I5-Fin: 19.92 (38)	0.42 1.30 2.40 3.67 4.73 5.30	136.35	Avg.: 92.61	Sp1: 104.75 (45) Sp2: 107.35 (48)				
51	55	KRIZAJ Andrej Elan	SLO	Int1: 11.90 (50) Int2: 33.24 (50) Int3: 57.28 (49) Int4: 1:34.14 (49) Int5: 1:47.06 (49) Fin: 2:07.16 (51)	I1-I2: 21.34 (51) I2-I3: 24.04 (50) I3-I4: 36.86 (44) I4-I5: 12.92 (43) I5-Fin: 20.10 (45)	0.36 1.34 2.37 3.64 4.60 5.35	137.58	Avg.: 92.58	Sp1: 104.32 (47) Sp2: 108.21 (47)				
52	56	ESTEVE Kevin	AND	Int1: 11.77 (34) Int2: 33.46 (53) Int3: 58.04 (52) Int4: 1:35.21 (52) Int5: 1:48.13 (51) Fin: 2:08.48 (52)	I1-I2: 21.69 (54) I2-I3: 24.58 (53) I3-I4: 37.17 (50) I4-I5: 12.92 (43) I5-Fin: 20.35 (50)	0.23 1.56 3.13 4.71 5.67 6.67	169.76	Avg.: 91.63	Sp1: 100.23 (54) Sp2: 110.20 (38)				

PERFORMANCE ANALYSIS 1
Number of Competitors: 53

Rank	Bib	Name Ski	NSA	Positions			Partials			Difference		Speed		
				Pos.	Time	Rank	Pos.	Time	Rank	Time	Dist(m)	Pos.	km/h	Rank
53	57	TARBERRY Ace	USA	Int1:	12.13	(53)	I1-I2:	21.24	(47)	0.59		Sp1:	105.18	(40)
				Int2:	33.37	(52)	I2-I3:	24.05	(51)	1.47		Sp2:	101.12	(53)
				Int3:	57.42	(51)	I3-I4:	38.18	(53)	2.51				
				Int4:	1:35.60	(53)	I4-I5:	13.42	(53)	5.10				
				Int5:	1:49.02	(52)	I5-Fin:	20.47	(52)	6.56				
				Fin:	2:09.49	(53)				7.68	193.94	Avg.:	90.91	



LEGEND							
Pos	Intermediate or Speed Position	Int1:	Intermediate 1	Int4:	Intermediate 4	Sp2:	Speed Trap 2
Avg.	Average Speed for the race	Int2:	Intermediate 2	Int5:	Intermediate 5	Fin:	Finish
Dist(m)	Distance behind the first	Int3:	Intermediate 3	Sp1:	Speed Trap 1		





Best s.r.l. - 23032 Bormio (So) Italy - Via Roma, 131/b - tel. +39 0342 902222 fax +39 0342 911712 - www.bormioonline.com

AUDI FIS ALPINE SKI WORLD CUP 2011/12
Bormio (ITA)

3rd MEN'S DOWNHILL
PERFORMANCE ANALYSIS 2
 THU 29 DEC 2011



Number of Competitors: 57

Bib	Name Ski	NSA	Positions			Partials			Difference		Speed	
			Pos.	Time	Rank	Pos.	Time	Rank	Time	Dist(m)	Pos.	km/h Rank
1	OLSSON Hans Head	SWE	Int1: 11.62 (8) Int2: 32.32 (13) Int3: 55.76 (18) Int4: 1:32.51 (29) Int5: 1:45.37 (30) Fin: 2:04.52 (28)	11-12: 20.70 (17) 12-13: 23.44 (29) 13-14: 36.75 (40) 14-15: 12.86 (40) 15-Fin: 19.15 (4)	0.08 0.42 0.85 2.01 2.91 2.71	71.17	Avg.: 94.54	Sp1: 106.94 (22) Sp2: 110.20 (39)				
2	FILL Peter Atomic	ITA	Int1: 11.73 (29) Int2: 32.93 (46) Int3: 56.35 (37) Int4: 1:32.39 (26) Int5: 1:44.87 (25) Fin: 2:03.95 (18)	11-12: 21.20 (47) 12-13: 23.42 (28) 13-14: 36.04 (20) 14-15: 12.48 (21) 15-Fin: 19.08 (2)	0.19 1.03 1.44 1.89 2.41 2.14	56.46	Avg.: 94.97	Sp1: 104.96 (45) Sp2: 110.65 (37)				
3	PARIS Dominik Nordica	ITA	Int1: 11.62 (8) Int2: 32.41 (17) Int3: 55.82 (20) Int4: 1:31.31 (9) Int5: 1:43.83 (11) Fin: 2:03.04 (9)	11-12: 20.79 (27) 12-13: 23.41 (26) 13-14: 35.49 (1) 14-15: 12.52 (23) 15-Fin: 19.21 (7)	0.08 0.51 0.91 0.81 1.37 1.23	32.69	Avg.: 95.68	Sp1: 106.27 (33) Sp2: 112.73 (23)				
4	MARSAGLIA Matteo Rossignol	ITA	Int1: 11.70 (20) Int2: 33.04 (50) Int3: 56.72 (45) Int4: 1:32.49 (28) Int5: 1:44.94 (26) Fin: 2:04.58 (29)	11-12: 21.34 (53) 12-13: 23.68 (37) 13-14: 35.77 (6) 14-15: 12.45 (18) 15-Fin: 19.64 (28)	0.16 1.14 1.81 1.99 2.48 2.77	72.71	Avg.: 94.49	Sp1: 103.06 (53) Sp2: 112.26 (25)				
5	BERTRAND Yannick Atomic	FRA	Int1: 11.67 (14) Int2: 32.34 (16) Int3: 55.56 (10) Int4: 1:31.24 (8) Int5: 1:43.45 (7) Fin: 2:03.08 (11)	11-12: 20.67 (11) 12-13: 23.22 (13) 13-14: 35.68 (5) 14-15: 12.21 (6) 15-Fin: 19.63 (26)	0.13 0.44 0.65 0.74 0.99 1.27	33.74	Avg.: 95.65	Sp1: 108.30 (2) Sp2: 114.64 (9)				
6	STREITBERGER Georg Fischer	AUT	Int1: 11.70 (20) Int2: 32.67 (38) Int3: 56.35 (37) Int4: 1:32.79 (39) Int5: 1:45.42 (34) Fin: 2:05.48 (37)	11-12: 20.97 (41) 12-13: 23.68 (37) 13-14: 36.44 (33) 14-15: 12.63 (30) 15-Fin: 20.06 (42)	0.16 0.77 1.44 2.29 2.96 3.67	95.64	Avg.: 93.82	Sp1: 107.16 (18) Sp2: 113.92 (14)				
7	SPORN Andrej Elan	SLO	Int1: 11.69 (19) Int2: 32.22 (7) Int3: 55.36 (8) Int4: 1:31.47 (13) Int5: 1:44.01 (13) Fin: 2:03.44 (13)	11-12: 20.53 (6) 12-13: 23.14 (9) 13-14: 36.11 (23) 14-15: 12.54 (24) 15-Fin: 19.43 (16)	0.15 0.32 0.45 0.97 1.55 1.63	43.18	Avg.: 95.37	Sp1: 108.30 (2) Sp2: 112.26 (25)				



PERFORMANCE ANALYSIS 2
Number of Competitors: 57

Bib	Name Ski	NSA	Positions			Partials			Difference		Speed	
			Pos.	Time	Rank	Pos.	Time	Rank	Time	Dist(m)	Pos.	km/h
8	THEAUX Adrien Salomon	FRA	Int1: 11.56 (3) Int2: 32.10 (4) Int3: 55.19 (6) Int4: 1:31.14 (7) Int5: 2:03.58 (14) Fin: 2:03.58 (14)	I1-I2: 20.54 (7) I2-I3: 23.09 (8) I3-I4: 35.95 (13) I4-I5: I5-Fin:	0.02 0.20 0.28 0.64 1.77	46.84	Avg.: 95.26	Sp1: 107.84 (10) Sp2: 113.68 (17)				
9	SCHEIBER Mario Atomic	AUT	Int1: 11.72 (23) Int2: 32.58 (31) Int3: 55.94 (25) Int4: 1:32.32 (25) Int5: 1:44.61 (22) Fin: 2:04.24 (22)	I1-I2: 20.86 (34) I2-I3: 23.36 (21) I3-I4: 36.38 (29) I4-I5: 12.29 (12) I5-Fin: 19.63 (26)	0.18 0.68 1.03 1.82 2.15 2.43	63.96	Avg.: 94.75	Sp1: 106.94 (22) Sp2: 109.09 (46)				
10	CLAREY Johan Head	FRA	Int1: 11.79 (43) Int2: 32.49 (20) Int3: 55.63 (13) Int4: 1:31.44 (11) Int5: 1:43.69 (10) Fin: 2:02.85 (7)	I1-I2: 20.70 (17) I2-I3: 23.14 (9) I3-I4: 35.81 (8) I4-I5: 12.25 (9) I5-Fin: 19.16 (5)	0.25 0.59 0.72 0.94 1.23 1.04	27.68	Avg.: 95.82	Sp1: 108.07 (4) Sp2: 116.63 (3)				
11	DEFAGO Didier Rossignol	SUI	Int1: 11.61 (7) Int2: 32.07 (2) Int3: 54.91 (1) Int4: 1:30.50 (1) Int5: 1:42.46 (1) Fin: 2:01.81 (1)	I1-I2: 20.46 (4) I2-I3: 22.84 (3) I3-I4: 35.59 (4) I4-I5: 11.96 (1) I5-Fin: 19.35 (9)	0.07 0.17 0.00 0.00 0.00 0.00	0.00	Avg.: 96.64	Sp1: 108.07 (4) Sp2: 116.88 (2)				
12	KUENG Patrick Salomon	SUI	Int1: 11.54 (1) Int2: 31.90 (1) Int3: 54.93 (2) Int4: 1:30.91 (4) Int5: 1:43.10 (3) Fin: 2:02.10 (2)	I1-I2: 20.36 (1) I2-I3: 23.03 (7) I3-I4: 35.98 (15) I4-I5: 12.19 (3) I5-Fin: 19.00 (1)	0.00 0.00 0.02 0.41 0.64 0.29	7.77	Avg.: 96.41	Sp1: 107.84 (10) Sp2: 114.40 (11)				
13	GUAY Erik Atomic	CAN	Int1: 11.59 (6) Int2: 32.32 (13) Int3: 55.34 (7) Int4: 1:30.88 (3) Int5: 1:43.37 (6) Fin: 2:02.45 (4)	I1-I2: 20.73 (19) I2-I3: 23.02 (5) I3-I4: 35.54 (2) I4-I5: 12.49 (22) I5-Fin: 19.08 (2)	0.05 0.42 0.43 0.38 0.91 0.64	17.09	Avg.: 96.14	Sp1: 107.16 (18) Sp2: 111.80 (30)				
14	PUCHNER Joachim Atomic	AUT	Int1: 11.57 (4) Int2: 32.31 (10) Int3: 55.75 (17) Int4: 1:31.61 (14) Int5: 1:43.90 (12) Fin: 2:03.35 (12)	I1-I2: 20.74 (20) I2-I3: 23.44 (29) I3-I4: 35.86 (11) I4-I5: 12.29 (12) I5-Fin: 19.45 (18)	0.03 0.41 0.84 1.11 1.44 1.54	40.83	Avg.: 95.44	Sp1: 107.39 (14) Sp2: 112.73 (23)				
15	INNERHOFER Christof Rossignol	ITA	Int1: 11.77 (37) Int2: 32.70 (40) Int3: 56.02 (28) Int4: 1:33.60 (46) Int5: 1:45.80 (38) Fin: 2:05.37 (0)	I1-I2: 20.93 (39) I2-I3: 23.32 (19) I3-I4: 37.58 (52) I4-I5: 12.20 (5) I5-Fin: 19.57 (23)	0.23 0.80 1.11 3.10 3.34 0.00	0.00	Avg.: 93.90	Sp1: 105.40 (41) Sp2: 111.80 (30)				
16	SVINDAL Aksel Lund Head	NOR	Int1: 11.67 (14) Int2: 32.17 (6) Int3: 54.94 (3) Int4: 1:30.94 (6) Int5: 1:43.36 (5) Fin: 2:02.74 (6)	I1-I2: 20.50 (5) I2-I3: 22.77 (1) I3-I4: 36.00 (18) I4-I5: 12.42 (16) I5-Fin: 19.38 (12)	0.13 0.27 0.03 0.44 0.90 0.93	24.78	Avg.: 95.91	Sp1: 108.07 (4) Sp2: 112.97 (21)				

PERFORMANCE ANALYSIS 2
Number of Competitors: 57

Bib	Name Ski	NSA	Positions			Partials			Difference		Speed	
			Pos.	Time	Rank	Pos.	Time	Rank	Time	Dist(m)	Pos.	km/h
17	FEUZ Beat Salomon	SUI	Int1:	11.66	(13)	11-12:			0.12		Sp1:	
			Int2:			12-13:					Sp2:	
			Int3:			13-14:						
			Int4:			14-15:						
			Int5:			15-Fin:						
			Fin:	DNF							Avg.:	
18	KROELL Klaus Salomon	AUT	Int1:	11.70	(20)	11-12:	20.38	(2)	0.16		Sp1:	108.07 (4)
			Int2:	32.08	(3)	12-13:	22.88	(4)	0.18		Sp2:	116.63 (3)
			Int3:	54.96	(4)	13-14:	35.57	(3)	0.05			
			Int4:	1:30.53	(2)	14-15:	12.19	(3)	0.03			
			Int5:	1:42.72	(2)	15-Fin:	19.51	(20)	0.26			
			Fin:	2:02.23	(3)				0.42	11.24	Avg.:	96.31
19	MILLER Bode Head	USA	Int1:	11.55	(2)	11-12:	20.61	(9)	0.01		Sp1:	108.07 (4)
			Int2:	32.16	(5)	12-13:	22.81	(2)	0.26		Sp2:	117.90 (1)
			Int3:	54.97	(5)	13-14:	35.96	(14)	0.06			
			Int4:	1:30.93	(5)	14-15:	12.29	(12)	0.43			
			Int5:	1:43.22	(4)	15-Fin:	19.37	(11)	0.76			
			Fin:	2:02.59	(5)				0.78	20.81	Avg.:	96.03
20	ZURBRIGGEN Silvan Rossignol	SUI	Int1:	11.72	(23)	11-12:	21.09	(46)	0.18		Sp1:	104.11 (50)
			Int2:	32.81	(45)	12-13:	23.18	(11)	0.91		Sp2:	112.03 (29)
			Int3:	55.99	(27)	13-14:	36.20	(25)	1.08			
			Int4:	1:32.19	(23)	14-15:	12.27	(10)	1.69			
			Int5:	1:44.46	(19)	15-Fin:	19.16	(5)	2.00			
			Fin:	2:03.62	(15)				1.81	47.88	Avg.:	95.23
21	CUCHE Didier Head	SUI	Int1:	11.57	(4)	11-12:	20.69	(13)	0.03		Sp1:	105.18 (42)
			Int2:	32.26	(8)	12-13:	23.29	(17)	0.36		Sp2:	115.13 (6)
			Int3:	55.55	(9)	13-14:	35.78	(7)	0.64			
			Int4:	1:31.33	(10)	14-15:	12.21	(6)	0.83			
			Int5:	1:43.54	(8)	15-Fin:	19.43	(16)	1.08			
			Fin:	2:02.97	(8)				1.16	30.85	Avg.:	95.73
22	BAUMANN Romed Salomon	AUT	Int1:	11.62	(8)	11-12:	20.69	(13)	0.08		Sp1:	106.94 (22)
			Int2:	32.31	(10)	12-13:	23.41	(26)	0.41		Sp2:	113.44 (19)
			Int3:	55.72	(16)	13-14:	35.98	(15)	0.81			
			Int4:	1:31.70	(16)	14-15:	12.34	(15)	1.20			
			Int5:	1:44.04	(14)	15-Fin:	19.62	(25)	1.58			
			Fin:	2:03.66	(16)				1.85	48.92	Avg.:	95.20
23	KEPPLER Stephan Head	GER	Int1:	11.67	(14)	11-12:	20.82	(32)	0.13		Sp1:	107.39 (14)
			Int2:	32.49	(20)	12-13:	23.38	(22)	0.59		Sp2:	113.92 (14)
			Int3:	55.87	(22)	13-14:	36.22	(26)	0.96			
			Int4:	1:32.09	(21)	14-15:	12.28	(11)	1.59			
			Int5:	1:44.37	(18)	15-Fin:	19.40	(14)	1.91			
			Fin:	2:03.77	(17)				1.96	51.78	Avg.:	95.11
24	HUDEEC Jan Rossignol	CAN	Int1:	11.64	(11)	11-12:	20.69	(13)	0.10		Sp1:	107.84 (10)
			Int2:	32.33	(15)	12-13:	23.28	(16)	0.43		Sp2:	114.64 (9)
			Int3:	55.61	(12)	13-14:	36.02	(19)	0.70			
			Int4:	1:31.63	(15)	14-15:	12.56	(26)	1.13			
			Int5:	1:44.19	(15)	15-Fin:	20.09	(44)	1.73			
			Fin:	2:04.28	(23)				2.47	64.99	Avg.:	94.72
25	HOFFMANN Ambrosi Nordica	SUI	Int1:	11.68	(17)	11-12:	20.81	(29)	0.14		Sp1:	105.61 (39)
			Int2:	32.49	(20)	12-13:	23.39	(23)	0.59		Sp2:	114.40 (11)
			Int3:	55.88	(23)	13-14:	36.39	(30)	0.97			
			Int4:	1:32.27	(24)	14-15:	12.43	(17)	1.77			
			Int5:	1:44.70	(24)	15-Fin:	19.66	(29)	2.24			
			Fin:	2:04.36	(26)				2.55	67.05	Avg.:	94.66

PERFORMANCE ANALYSIS 2
Number of Competitors: 57

Bib	Name Ski	NSA	Positions			Partials			Difference		Speed	
			Pos.	Time	Rank	Pos.	Time	Rank	Time	Dist(m)	Pos.	km/h
26	REICHEL Hannes Salomon	AUT	Int1: 11.72 (23) Int2: 32.54 (28) Int3: 55.56 (10) Int4: 1:31.44 (11) Int5: 1:43.56 (9) Fin: 2:03.04 (9)	I1-I2: 20.82 (32) I2-I3: 23.02 (5) I3-I4: 35.88 (12) I4-I5: 12.12 (2) I5-Fin: 19.48 (19)	0.18 0.64 0.65 0.94 1.10 1.23	32.69	Avg.: 95.68	Sp1: 106.72 (29) Sp2: 115.87 (5)				
27	DIXON Robbie Rossignol	CAN	Int1: 11.74 (31) Int2: 32.65 (34) Int3: Int4: Int5: Fin: DNF	I1-I2: 20.91 (37) I2-I3: I3-I4: I4-I5: I5-Fin:	0.20 0.75		Avg.:	Sp1: 106.50 (30) Sp2:				
28	GISIN Marc Nordica	SUI	Int1: 11.72 (23) Int2: 32.31 (10) Int3: 55.65 (14) Int4: 1:32.08 (20) Int5: 1:44.67 (23) Fin: 2:04.03 (19)	I1-I2: 20.59 (8) I2-I3: 23.34 (20) I3-I4: 36.43 (31) I4-I5: 12.59 (27) I5-Fin: 19.36 (10)	0.18 0.41 0.74 1.58 2.21 2.22	58.53	Avg.: 94.91	Sp1: 106.50 (30) Sp2: 111.11 (34)				
29	HEEL Werner Head	ITA	Int1: 11.82 (45) Int2: 33.31 (54) Int3: 57.27 (49) Int4: 1:34.18 (52) Int5: 1:46.89 (48) Fin: 2:06.60 (46)	I1-I2: 21.49 (55) I2-I3: 23.96 (49) I3-I4: 36.91 (47) I4-I5: 12.71 (34) I5-Fin: 19.71 (32)	0.28 1.41 2.36 3.68 4.43 4.79	123.72	Avg.: 92.99	Sp1: 102.44 (54) Sp2: 109.53 (44)				
30	FAYED Guillermo Head	FRA	Int1: 11.81 (44) Int2: 32.46 (19) Int3: 55.66 (15) Int4: 1:32.01 (19) Int5: 1:44.47 (20) Fin: 2:04.16 (21)	I1-I2: 20.65 (10) I2-I3: 23.20 (12) I3-I4: 36.35 (28) I4-I5: 12.46 (19) I5-Fin: 19.69 (31)	0.27 0.56 0.75 1.51 2.01 2.35	61.89	Avg.: 94.81	Sp1: 107.16 (18) Sp2: 113.68 (17)				
31	STECHE Tobias Head	GER	Int1: 11.72 (23) Int2: 32.58 (31) Int3: 56.12 (30) Int4: 1:32.55 (30) Int5: 1:45.59 (36) Fin: 2:04.99 (33)	I1-I2: 20.86 (34) I2-I3: 23.54 (33) I3-I4: 36.43 (31) I4-I5: 13.04 (48) I5-Fin: 19.40 (14)	0.18 0.68 1.21 2.05 3.13 3.18	83.20	Avg.: 94.18	Sp1: 106.50 (30) Sp2: 110.88 (36)				
32	WEIBRE Andrew Rossignol	USA	Int1: 11.73 (29) Int2: 32.77 (41) Int3: 56.63 (44) Int4: 1:33.55 (45) Int5: 1:46.69 (47) Fin: 2:07.10 (49)	I1-I2: 21.04 (45) I2-I3: 23.86 (44) I3-I4: 36.92 (48) I4-I5: 13.14 (51) I5-Fin: 20.41 (51)	0.19 0.87 1.72 3.05 4.23 5.29	136.10	Avg.: 92.62	Sp1: 105.61 (39) Sp2: 106.29 (50)				
33	SULLIV Marco Rossignol	USA	Int1: 11.84 (48) Int2: 32.53 (27) Int3: 56.14 (32) Int4: 1:32.71 (36) Int5: 1:45.43 (35) Fin: 2:04.99 (33)	I1-I2: 20.69 (13) I2-I3: 23.61 (34) I3-I4: 36.57 (35) I4-I5: 12.72 (35) I5-Fin: 19.56 (22)	0.30 0.63 1.23 2.21 2.97 3.18	83.20	Avg.: 94.18	Sp1: 106.94 (22) Sp2: 111.11 (34)				
34	GANONG Travis Atomic	USA	Int1: 11.87 (52) Int2: 32.29 (9) Int3: 56.13 (31) Int4: 1:32.72 (37) Int5: 1:45.27 (29) Fin: 2:04.78 (30)	I1-I2: 20.42 (3) I2-I3: 23.84 (43) I3-I4: 36.59 (36) I4-I5: 12.55 (25) I5-Fin: 19.51 (20)	0.33 0.39 1.22 2.22 2.81 2.97	77.83	Avg.: 94.34	Sp1: 108.53 (1) Sp2: 109.97 (42)				

PERFORMANCE ANALYSIS 2
Number of Competitors: 57

Bib	Name Ski	NSA	Positions			Partials			Difference		Speed	
			Pos.	Time	Rank	Pos.	Time	Rank	Time	Dist(m)	Pos.	km/h
35	KRAMER Manuel Atomic	AUT	Int1: 11.75 (32) Int2: 32.65 (34) Int3: 56.14 (32) Int4: 1:33.65 (48) Int5: 1:46.53 (45) Fin: 2:06.10 (41)	11-12: 20.90 (36) 12-13: 23.49 (31) 13-14: 37.51 (51) 14-15: 12.88 (41) 15-Fin: 19.57 (23)	0.21 0.75 1.23 3.15 4.07 4.29	111.25	Sp1: 107.16 (18) Sp2: 108.43 (47) Avg.: 93.35					
36	SANDER Andreas Atomic	GER	Int1: 11.86 (51) Int2: 32.78 (43) Int3: 56.57 (42) Int4: 1:33.36 (43) Int5: 1:45.95 (41) Fin: 2:06.17 (43)	11-12: 20.92 (38) 12-13: 23.79 (41) 13-14: 36.79 (42) 14-15: 12.59 (27) 15-Fin: 20.22 (47)	0.32 0.88 1.66 2.86 3.49 4.36	113.00	Sp1: 107.84 (10) Sp2: 112.26 (25) Avg.: 93.30					
37	LUEOEND Vitus Salomon	SUI	Int1: 11.84 (48) Int2: 32.65 (34) Int3: 55.91 (24) Int4: 1:32.66 (35) Int5: 1:45.13 (28) Fin: 2:04.37 (27)	11-12: 20.81 (29) 12-13: 23.26 (14) 13-14: 36.75 (40) 14-15: 12.47 (20) 15-Fin: 19.24 (8)	0.30 0.75 1.00 2.16 2.67 2.56	67.31	Sp1: 106.94 (22) Sp2: 115.13 (6) Avg.: 94.65					
38	FRANZ Max Atomic	AUT	Int1: 11.76 (35) Int2: 32.54 (28) Int3: 55.94 (25) Int4: 1:31.93 (18) Int5: 1:44.57 (21) Fin: 2:04.31 (25)	11-12: 20.78 (25) 12-13: 23.40 (24) 13-14: 35.99 (17) 14-15: 12.64 (31) 15-Fin: 19.74 (34)	0.22 0.64 1.03 1.43 2.11 2.50	65.76	Sp1: 106.94 (22) Sp2: 112.26 (25) Avg.: 94.70					
39	MAPLE Wiley Atomic	USA	Int1: 11.89 (53) Int2: 32.69 (39) Int3: 56.09 (29) Int4: 1:32.98 (41) Int5: 1:45.83 (39) Fin: 2:05.49 (38)	11-12: 20.80 (28) 12-13: 23.40 (24) 13-14: 36.89 (46) 14-15: 12.85 (39) 15-Fin: 19.66 (29)	0.35 0.79 1.18 2.48 3.37 3.68	95.89	Sp1: 105.83 (37) Sp2: 105.88 (51) Avg.: 93.81					
40	CASSE Mattia Rossignol	ITA	Int1: 11.68 (17) Int2: 32.44 (18) Int3: Int4: Int5: Fin: DNF	11-12: 20.76 (23) 12-13: 13-14: 14-15: 15-Fin:	0.14 0.54		Sp1: 107.39 (14) Sp2: 113.44 (19) Avg.:					
41	MARKIC Gasper Elan	SLO	Int1: 11.85 (50) Int2: 32.66 (37) Int3: 56.60 (43) Int4: 1:33.19 (42) Int5: 1:46.29 (44) Fin: 2:06.54 (45)	11-12: 20.81 (29) 12-13: 23.94 (46) 13-14: 36.59 (36) 14-15: 13.10 (50) 15-Fin: 20.25 (49)	0.31 0.76 1.69 2.69 3.83 4.73	122.23	Sp1: 108.07 (4) Sp2: Avg.: 93.03					
42	ZRNCIC-DIM Natko Atomic	CRO	Int1: 11.72 (23) Int2: 32.50 (24) Int3: 55.77 (19) Int4: 1:32.58 (32) Int5: 1:45.59 (36) Fin: 2:05.79 (39)	11-12: 20.78 (25) 12-13: 23.27 (15) 13-14: 36.81 (43) 14-15: 13.01 (46) 15-Fin: 20.20 (46)	0.18 0.60 0.86 2.08 3.13 3.98	103.46	Sp1: 107.39 (14) Sp2: 111.80 (30) Avg.: 93.58					
43	FERSTL Josef Nordica	GER	Int1: 11.75 (32) Int2: 32.50 (24) Int3: Int4: 1:32.75 (38) Int5: 1:45.40 (32) Fin: 2:05.25 (35)	11-12: 20.75 (22) 12-13: 13-14: 14-15: 12.65 (32) 15-Fin: 19.85 (37)	0.21 0.60 2.25 2.94 3.44	89.81	Sp1: 106.05 (34) Sp2: 110.20 (39) Avg.: 93.99					

PERFORMANCE ANALYSIS 2
Number of Competitors: 57

Bib	Name Ski	NSA	Positions			Partials			Difference		Speed	
			Pos.	Time	Rank	Pos.	Time	Rank	Time	Dist(m)	Pos.	km/h
44	POISSON David Salomon	FRA	Int1: 11.82 (45) Int2: 32.56 (30) Int3: 55.86 (21) Int4: 1:31.70 (16) Int5: 1:44.35 (16) Fin: 2:04.08 (20)	11-12: 20.74 (20) 12-13: 23.30 (18) 13-14: 35.84 (10) 14-15: 12.65 (32) 15-Fin: 19.73 (33)	0.28 0.66 0.95 1.20 1.89 2.27	59.82	Avg.: 94.87	Sp1: 106.94 (22) Sp2: 113.92 (14)				
45	PERKO Rok Stoekli	SLO	Int1: 11.64 (11) Int2: 32.60 (33) Int3: 56.28 (35) Int4: 1:32.96 (40) Int5: 1:45.92 (40) Fin: 2:06.14 (42)	11-12: 20.96 (40) 12-13: 23.68 (37) 13-14: 36.68 (38) 14-15: 12.96 (45) 15-Fin: 20.22 (47)	0.10 0.70 1.37 2.46 3.46 4.33	112.25	Avg.: 93.32	Sp1: 106.05 (34) Sp2: 109.97 (42)				
46	THOMSEN Benjamin Head	CAN	Int1: 11.82 (45) Int2: 32.49 (20) Int3: 56.16 (34) Int4: 1:32.45 (27) Int5: 1:45.04 (27) Fin: 2:04.80 (32)	11-12: 20.67 (11) 12-13: 23.67 (35) 13-14: 36.29 (27) 14-15: 12.59 (27) 15-Fin: 19.76 (35)	0.28 0.59 1.25 1.95 2.58 2.99	78.34	Avg.: 94.33	Sp1: 105.18 (42) Sp2: 112.97 (21)				
47	KLINKE Bostjan Stoekli	SLO	Int1: 11.77 (37) Int2: 32.98 (48) Int3: 56.51 (41) Int4: 1:32.64 (34) Int5: 1:45.95 (41) Fin: 2:06.43 (44)	11-12: 21.21 (48) 12-13: 23.53 (32) 13-14: 36.13 (24) 14-15: 13.31 (52) 15-Fin: 20.48 (53)	0.23 1.08 1.60 2.14 3.49 4.62	119.49	Avg.: 93.11	Sp1: 104.75 (47) Sp2: 111.57 (33)				
48	KLOTZ Siegmara Nordica	ITA	Int1: 11.75 (32) Int2: 32.51 (26) Int3: 56.31 (36) Int4: 1:32.12 (22) Int5: 1:44.36 (17) Fin: 2:04.30 (24)	11-12: 20.76 (23) 12-13: 23.80 (42) 13-14: 35.81 (8) 14-15: 12.24 (8) 15-Fin: 19.94 (39)	0.21 0.61 1.40 1.62 1.90 2.49	65.51	Avg.: 94.71	Sp1: 105.83 (37) Sp2: 114.40 (11)				
49	HELIE Louis-Pierre Head	CAN	Int1: 11.98 (56) Int2: 32.95 (47) Int3: 56.89 (46) Int4: 1:33.61 (47) Int5: 1:46.68 (46) Fin: 2:06.74 (47)	11-12: 20.97 (41) 12-13: 23.94 (46) 13-14: 36.72 (39) 14-15: 13.07 (49) 15-Fin: 20.06 (42)	0.44 1.05 1.98 3.11 4.22 4.93	127.20	Avg.: 92.88	Sp1: 104.96 (45) Sp2: 105.88 (51)				
50	GRUENENFELDER Tobias Stoekli	SUI	Int1: 11.78 (41) Int2: 33.02 (49) Int3: 56.97 (47) Int4: 1:33.50 (44) Int5: 1:46.26 (43) Fin: 2:06.08 (40)	11-12: 21.24 (49) 12-13: 23.95 (48) 13-14: 36.53 (34) 14-15: 12.76 (36) 15-Fin: 19.82 (36)	0.24 1.12 2.06 3.00 3.80 4.27	110.75	Avg.: 93.37	Sp1: 102.44 (54) Sp2: 110.42 (38)				
51	MAYER Matthias Head	AUT	Int1: 11.76 (35) Int2: 32.79 (44) Int3: 56.46 (39) Int4: 1:32.56 (31) Int5: 1:45.37 (30) Fin: 2:05.32 (36)	11-12: 21.03 (44) 12-13: 23.67 (35) 13-14: 36.10 (21) 14-15: 12.81 (38) 15-Fin: 19.95 (40)	0.22 0.89 1.55 2.06 2.91 3.51	91.59	Avg.: 93.94	Sp1: 106.05 (34) Sp2: 109.53 (44)				
52	SIEBER Bjoern Atomic	AUT	Int1: 11.96 (55) Int2: 33.20 (52) Int3: 57.31 (51) Int4: 1:34.17 (51) Int5: 1:47.19 (51) Fin: 2:07.11 (50)	11-12: 21.24 (49) 12-13: 24.11 (52) 13-14: 36.86 (44) 14-15: 13.02 (47) 15-Fin: 19.92 (38)	0.42 1.30 2.40 3.67 4.73 5.30	136.35	Avg.: 92.61	Sp1: 104.75 (47) Sp2: 107.35 (49)				

PERFORMANCE ANALYSIS 2
Number of Competitors: 57

Bib	Name Ski	NSA	Positions			Partials			Difference		Speed							
			Pos.	Time	Rank	Pos.	Time	Rank	Time	Dist(m)	Pos.	km/h	Rank					
53	GEHRIG Marc	SUI	Int1: 11.78 (41)	Int2: 33.07 (51)	Int3: 56.99 (48)	Int4: 1:34.04 (49)	Int5: 1:46.94 (49)	Fin: 2:06.91 (48)	I1-I2: 21.29 (52)	I2-I3: 23.92 (45)	I3-I4: 37.05 (49)	I4-I5: 12.90 (42)	I5-Fin: 19.97 (41)	0.24	131.41	Sp1: 103.69 (52)	Sp2: 114.89 (8)	Avg.: 92.76
54	ROGER Brice Rossignol	FRA	Int1: 11.77 (37)	Int2: 32.77 (41)	Int3: 56.50 (40)	Int4: 1:32.60 (33)	Int5: 1:45.40 (32)	Fin: 2:04.78 (30)	I1-I2: 21.00 (43)	I2-I3: 23.73 (40)	I3-I4: 36.10 (21)	I4-I5: 12.80 (37)	I5-Fin: 19.38 (12)	0.23	77.83	Sp1: 104.11 (50)	Sp2: 105.88 (51)	Avg.: 94.34
55	KRIZAJ Andrej Elan	SLO	Int1: 11.90 (54)	Int2: 33.24 (53)	Int3: 57.28 (50)	Int4: 1:34.14 (50)	Int5: 1:47.06 (50)	Fin: 2:07.16 (51)	I1-I2: 21.34 (53)	I2-I3: 24.04 (50)	I3-I4: 36.86 (44)	I4-I5: 12.92 (43)	I5-Fin: 20.10 (45)	0.36	137.58	Sp1: 104.32 (49)	Sp2: 108.21 (48)	Avg.: 92.58
56	ESTEVE Kevin	AND	Int1: 11.77 (37)	Int2: 33.46 (56)	Int3: 58.04 (53)	Int4: 1:35.21 (53)	Int5: 1:48.13 (52)	Fin: 2:08.48 (52)	I1-I2: 21.69 (56)	I2-I3: 24.58 (53)	I3-I4: 37.17 (50)	I4-I5: 12.92 (43)	I5-Fin: 20.35 (50)	0.23	169.76	Sp1: 100.23 (56)	Sp2: 110.20 (39)	Avg.: 91.63
57	TARBERRY Ace	USA	Int1: 12.13 (57)	Int2: 33.37 (55)	Int3: 57.42 (52)	Int4: 1:35.60 (54)	Int5: 1:49.02 (53)	Fin: 2:09.49 (53)	I1-I2: 21.24 (49)	I2-I3: 24.05 (51)	I3-I4: 38.18 (53)	I4-I5: 13.42 (53)	I5-Fin: 20.47 (52)	0.59	193.94	Sp1: 105.18 (42)	Sp2: 101.12 (54)	Avg.: 90.91

LEGEND

Pos	Intermediate or Speed Position	Int1:	Intermediate 1	Int4:	Intermediate 4	Sp1:	Speed Trap 1
Avg.	Average Speed for the race	Int2:	Intermediate 2	Int5:	Intermediate 5	Sp2:	Speed Trap 2
Dist(m)	Distance behind the first	Int3:	Intermediate 3	DNF	Did Not Finish	Fin:	Finish

29-12-2011 / Bormio (ITA) / 0819

Page 7/7

Data Processing by LONGINES

www.fisalpine.com

LONGINES Timing

Generation Date: THU 29 DEC 2011

Time: 14:07

Document: 77B 1.0





AUDI

FIS ALPINE SKI WORLD CUP 2011/12



AFTER 3rd MEN'S DOWNHILL DOWNHILL FIS WCSL LIST

Number of Competitors: 70				26 NOV 2011 Lake Louise (CAN)			2 DEC 2011 Beaver Creek (USA)			29 DEC 2011 Bormio (ITA)		
Rank	FIS Code	Name	NSA	1	2	3	Base	- X	+ Y	= WCSL-DH		
1	510030	CUCHE Didier	SUI	100	29	32	590	161	161	590		
2	50753	KROELL Klaus	AUT	45	60	60	435	119	165	481		
3	50041	WALCHHOFER Michael	AUT	-	-	-	534	146	-	388		
4	511383	FEUZ Beat	SUI	80	80	-	283	77	160	366		
5	510727	DEFAGO Didier	SUI	-	20	100	283	77	120	326		
6	532431	MILLER Bode	USA	29	100	45	206	56	174	324		
7	51215	BAUMANN Romed	AUT	50	-	15	319	87	65	297		
8	421328	SVINDAL Aksel Lund	NOR	18	45	40	265	72	103	296		
9	510890	ZURBRIGGEN Silvan	SUI	2	18	16	327	89	36	274		
10	102263	GUAY Erik	CAN	-	14	50	278	76	64	266		
11	191740	CLAREY Johan	FRA	40	50	36	174	47	126	253		
12	192746	THEAUX Adrien	FRA	40	-	18	265	72	58	251		
13	293006	INNERHOFER Christof	ITA	8	22	-	302	82	30	250		
14	511139	KUENG Patrick	SUI	-	16	80	210	57	96	249		
15	51005	SCHEIBER Mario	AUT	-	-	9	283	77	9	215		
16	51327	PUCHNER Joachim	AUT	32	8	22	173	47	62	188		
17	191591	BERTRAND Yannick	FRA	16	40	24	139	38	80	181		
18	560447	SPORN Andrej	SLO	-	-	20	220	60	20	180		
19	292455	FILL Peter	ITA	-	36	13	175	48	49	176		
20	511313	JANKA Carlo	SUI	3	-	-	226	62	3	167		
21	50742	REICHELTH Hannes	AUT	60	26	29	39	11	115	143		
22	291459	PARIS Dominik	ITA	20	-	29	126	34	49	141		
23	50858	STREITBERGER Georg	AUT	26	32	-	102	28	58	132		
24	560332	JERMAN Andrej	SLO	-	-	-	156	43	-	113		
25	510767	HOFFMANN Ambrosi	SUI	14	11	5	113	31	30	112		
26	102271	HUDEDEC Jan	CAN	22	15	8	89	24	45	110		
27	192932	FAYED Guillermo	FRA	1	24	10	97	26	35	106		
28	292514	HEEL Werner	ITA	-	-	-	118	32	-	86		
29	380260	KOSTELIC Ivica	CRO	-	12	-	90	25	12	77		
30	511529	GISIN Marc	SUI	11	-	12	67	18	23	72		
31	501076	OLSSON Hans	SWE	9	10	3	56	15	22	63		
32	102899	OSBORNE-PARADIS M.	CAN	-	-	-	80	22	-	58		
33	201606	KEPPLER Stephan	GER	-	-	14	57	16	14	55		
34	50833	GRUGGER Hans	AUT	-	-	-	74	20	-	54		



AFTER 3rd MEN'S DOWNHILL
DOWNHILL FIS WCSL LIST

Number of Competitors: 70										
Rank	FIS Code	Name	NSA	26 NOV 2011 Lake Louise (CAN)			2 DEC 2011 Beaver Creek (USA)			Base - X + Y = WCSL-DH
				1	2	3				
34	102873	KUCERA John	CAN	-	-	-	74	20	-	54
34	533866	NYMAN Steven	USA	-	-	-	74	20	-	54
37	102961	DIXON Robbie	CAN	6	7	-	45	12	13	46
38	421483	JANSRUD Kjetil	NOR	24	5	-	14	4	29	39
39	500150	JAERBYN Patrik	SWE	-	-	-	51	14	-	37
40	191964	POISSON David	FRA	14	4	11	10	3	29	36
41	293550	MARSAGLIA Matteo	ITA	-	-	2	45	12	2	35
42	53817	FRANZ Max	AUT	6	13	6	-	-	25	25
43	103271	THOMSEN Benjamin	CAN	-	-	-	33	9	-	24
44	180570	ROMAR Andreas	FIN	12	-	-	14	4	12	22
45	201811	STECHELT Tobias	GER	-	6	-	18	5	6	19
46	200379	SANDER Andreas	GER	15	-	-	4	1	15	18
47	530874	GANONG Travis	USA	4	-	1	17	5	5	17
47	50625	RAICH Benjamin	AUT	10	-	-	9	2	10	17
47	533131	SULLIVAN Marco	USA	7	3	-	10	3	10	17
50	561087	MARKIC Gasper	SLO	-	-	-	22	6	-	16
51	150398	BANK Ondrej	CZE	-	-	-	21	6	-	15
51	510747	GRUENENFELDER Tobias	SUI	-	-	-	21	6	-	15
51	103090	HELIE Louis-Pierre	CAN	-	-	-	20	5	-	15
51	294277	KLOTZ Siegmund	ITA	-	-	7	11	3	7	15
55	534562	LIGETY Ted	USA	-	9	-	5	1	9	13
56	561216	KLINE Bostjan	SLO	-	-	-	16	4	-	12
57	511142	LUEOEND Vitus	SUI	-	-	4	9	2	4	11
58	530939	WEIBRECHT Andrew	USA	-	-	-	14	4	-	10
58	380292	ZRNCIC-DIM Natko	CRO	-	-	-	14	4	-	10
58	510498	ZUEGER Cornel	SUI	-	-	-	14	4	-	10
61	534939	FISHER Erik	USA	-	2	-	10	3	2	9
62	510993	ALBRECHT Daniel	SUI	-	-	-	10	3	-	7
62	294911	PATSCHIEDER Hagen	ITA	-	-	-	10	3	-	7
64	561067	PERKO Rok	SLO	-	-	-	8	2	-	6
65	191116	DALCIN Pierre-Emmanuel	FRA	-	-	-	5	1	-	4
65	534567	LANNING T J	USA	-	-	-	5	1	-	4
65	201987	STRODL Andreas	GER	-	-	-	6	2	-	4
68	292291	THANEI Stefan	ITA	-	-	-	4	1	-	3
69	990081	CASSE Mattia	ITA	-	1	-	-	-	1	1
69	194190	ROGER Brice	FRA	-	-	1	-	-	1	1

Number of Competitors per Nation until 60th position

AUT : 10	CAN : 7	CRO : 2	CZE : 1	FIN : 1	FRA : 5
GER : 3	ITA : 6	NOR : 2	SLO : 4	SUI : 11	SWE : 2
USA : 6					



AFTER 3rd MEN'S DOWNHILL
DOWNHILL FIS WCSL LIST

LEGEND

Base Last season WCSL points
X (Base / number of planned races in the current season) * number of completed races in the current season
Y WC points won in the current season
WCSL-DH World Cup Start List points for Downhill

29-12-2011 / Bormio (ITA) / 0819

Page 3/3

www.fisalpine.com

Generation Date: THU 29 DEC 2011

Time: 14:07

Document: 60A 1.0





AUDI FIS ALPINE SKI WORLD CUP 2011/12



AFTER 3rd MEN'S DOWNHILL OVERALL FIS WCSL LIST

Number of Competitors: 175

Rank	FIS Code	Name	NSA	WCSL	DH	SL	GS	SG	SC	CE
1	380260	KOSTELIC Ivica	CRO	1465	77 (29)	616 (1)	150 (13)	177 (10)	345 (1)	100 (1)
2	421328	SVINDAL Aksel Lund	NOR	1168	296 (8)	–	321 (3)	301 (2)	220 (3)	30 (5)
3	510030	CUCHE Didier	SUI	1065	590 (1)	–	126 (17)	334 (1)	–	15 (9)
4	534562	LIGETY Ted	USA	841	13 (55)	119 (23)	598 (1)	17 (50)	79 (16)	15 (9)
5	53831	HIRSCHER Marcel	AUT	792	–	397 (4)	336 (2)	4 (64)	40 (28)	15 (9)
6	293006	INNERHOFER Christof	ITA	756	250 (13)	–	3 (56)	204 (6)	299 (2)	–
7	51215	BAUMANN Romed	AUT	735	297 (7)	–	128 (16)	174 (11)	106 (10)	30 (5)
8	532431	MILLER Bode	USA	728	324 (6)	4 (63)	90 (22)	210 (5)	40 (28)	60 (3)
9	511313	JANKA Carlo	SUI	715	167 (20)	–	259 (8)	162 (12)	112 (9)	15 (9)
10	421483	JANSRUD Kjetil	NOR	680	39 (38)	32 (43)	294 (6)	129 (17)	171 (4)	15 (9)
11	50753	KROELL Klaus	AUT	664	481 (2)	–	–	183 (9)	–	–
12	511383	FEUZ Beat	SUI	663	366 (4)	–	29 (36)	192 (7)	76 (18)	–
13	510890	ZURBRIGGEN Silvan	SUI	619	274 (9)	116 (24)	3 (56)	83 (26)	143 (7)	–
14	50742	REICHELTH Hannes	AUT	611	143 (21)	–	216 (9)	251 (3)	1 (62)	–
15	50625	RAICH Benjamin	AUT	583	17 (47)	151 (20)	105 (18)	185 (8)	95 (11)	30 (5)
16	50041	WALCHHOFER Michael	AUT	552	388 (3)	–	–	149 (14)	–	15 (9)
17	192746	THEAUX Adrien	FRA	538	251 (12)	–	–	215 (4)	72 (19)	–
18	510727	DEFAGO Didier	SUI	533	326 (5)	–	40 (32)	88 (25)	79 (16)	–
19	501017	MYHRER Andre	SWE	520	–	497 (2)	23 (40)	–	–	–
20	201702	NEUREUTHER Felix	GER	483	–	324 (7)	29 (36)	–	80 (14)	50 (4)
21	192665	GRANGE Jean-Baptiste	FRA	467	–	450 (3)	17 (44)	–	–	–
22	292455	FILL Peter	ITA	458	176 (19)	–	–	111 (21)	156 (5)	15 (9)
23	102263	GUAY Erik	CAN	420	266 (10)	–	–	154 (13)	–	–
24	292491	MOELGG Manfred	ITA	404	–	292 (8)	83 (23)	–	29 (33)	–
25	291145	DEVILLE Cristian	ITA	385	–	385 (5)	–	–	–	–
26	50707	MATT Mario	AUT	374	–	374 (6)	–	–	–	–
27	51327	PUCHNER Joachim	AUT	358	188 (16)	–	–	119 (19)	51 (24)	–
28	51007	SCHOERGHOFER P.	AUT	344	–	–	311 (5)	–	33 (32)	–
29	51005	SCHEIBER Mario	AUT	325	215 (15)	–	–	110 (22)	–	–
30	511139	KUENG Patrick	SUI	323	249 (14)	–	–	74 (28)	–	–
31	191423	RICHARD Cyprien	FRA	314	–	–	314 (4)	–	–	–
32	192506	MISSILLIER Steve	FRA	309	–	204 (14)	105 (18)	–	–	–
33	191740	CLAREY Johan	FRA	284	253 (11)	–	–	31 (41)	–	–
33	202462	DOPFER Fritz	GER	284	–	96 (26)	188 (12)	–	–	–
35	194364	PINTURALT Alexis	FRA	282	–	22 (48)	207 (10)	29 (42)	24 (34)	–
36	50858	STREITBERGER Georg	AUT	280	132 (23)	–	–	148 (15)	–	–
37	150398	BANK Ondrej	CZE	275	15 (51)	46 (38)	62 (25)	1 (75)	151 (6)	–

29-12-2011 / Bormio (ITA) / 0819

Page 1/5

www.fisalpine.com

Generation Date: THU 29 DEC 2011

Time: 14:07

Document: 60B 1.0



AFTER 3rd MEN'S DOWNHILL
OVERALL FIS WCSL LIST

Number of Competitors: 175

Rank	FIS Code	Name	NSA	WCSL	DH	SL	GS	SG	SC	CE
38	293098	RAZZOLI Giuliano	ITA	265	–	265 (9)	–	–	–	–
39	191750	FANARA Thomas	FRA	261	–	–	261 (7)	–	–	–
40	501111	HARGIN Mattias	SWE	248	–	248 (10)	–	–	–	–
41	50605	HERBST Reinfried	AUT	240	–	210 (13)	–	–	–	30 (5)
41	50624	PRANGER Manfred	AUT	240	–	240 (11)	–	–	–	–
43	501101	BYGGMARK Jens	SWE	234	–	234 (12)	–	–	–	–
44	191591	BERTRAND Yannick	FRA	227	181 (17)	–	–	46 (33)	–	–
45	560447	SPORN Andrej	SLO	212	180 (18)	–	–	32 (40)	–	–
46	292000	BLARDONE M.	ITA	202	–	–	202 (11)	–	–	–
46	102271	HUDEC Jan	CAN	202	110 (26)	–	–	92 (24)	–	–
48	501223	BAECK Axel	SWE	200	–	200 (15)	–	–	–	–
48	511352	VILETTA Sandro	SUI	200	–	–	45 (30)	140 (16)	15 (38)	–
50	292514	HEEL Werner	ITA	198	86 (28)	–	–	97 (23)	–	15 (9)
51	532138	KASPER Nolan	USA	186	–	186 (16)	–	–	–	–
52	291459	PARIS Dominik	ITA	184	141 (22)	–	–	2 (71)	41 (26)	–
53	560355	VALENCIC Mitja	SLO	179	–	179 (17)	–	–	–	–
54	201606	KEPPLER Stephan	GER	171	55 (33)	–	–	116 (20)	–	–
55	102435	JANYK Michael	CAN	170	–	170 (18)	–	–	–	–
56	191459	LIZEROUX Julien	FRA	166	–	45 (39)	–	–	41 (26)	80 (2)
57	102239	COUSINEAU Julien	CAN	152	–	152 (19)	–	–	–	–
57	501076	OLSSON Hans	SWE	152	63 (31)	–	–	45 (35)	44 (25)	–
59	293550	MARSAGLIA Matteo	ITA	149	35 (41)	–	–	51 (31)	63 (21)	–
60	292120	SIMONCELLI Davide	ITA	144	–	–	144 (14)	–	–	–
61	380292	ZRNCIC-DIM Natko	CRO	143	10 (58)	–	–	5 (62)	128 (8)	–
62	510747	GRUENENFELDER T.	SUI	142	15 (51)	–	–	127 (18)	–	–
63	180534	SANDELL Marcus	FIN	136	–	–	136 (15)	–	–	–
64	500656	LARSSON Markus	SWE	135	–	123 (21)	12 (48)	–	–	–
65	180570	ROMAR Andreas	FIN	134	22 (44)	–	–	53 (30)	59 (22)	–
66	102961	DIXON Robbie	CAN	129	46 (37)	–	4 (53)	79 (27)	–	–
67	560332	JERMAN Andrej	SLO	127	113 (24)	–	–	14 (53)	–	–
68	510767	HOFFMANN Ambrosi	SUI	125	112 (25)	–	–	13 (54)	–	–
69	290732	THALER Patrick	ITA	123	–	123 (21)	–	–	–	–
70	102873	KUCERA John	CAN	120	54 (34)	–	–	44 (36)	22 (35)	–
71	191746	DE TESSIERES G.	FRA	117	–	–	94 (20)	23 (44)	–	–
72	511127	GINI Marc	SUI	116	–	116 (24)	–	–	–	–
73	192932	FAYED Guillermo	FRA	110	106 (27)	–	–	–	4 (57)	–
74	192504	MERMILLOD BLONDIN	FRA	108	–	15 (49)	13 (46)	–	80 (14)	–
74	421400	MYHRE Lars Elton	NOR	108	–	39 (42)	–	–	69 (20)	–
76	534959	JITLOFF Tim	USA	104	–	–	47 (29)	–	57 (23)	–
77	53817	FRANZ Max	AUT	103	25 (42)	–	–	68 (29)	10 (45)	–
78	501324	OLSSON Matts	SWE	102	–	–	93 (21)	–	9 (47)	–
79	510997	BERTHOD Marc	SUI	95	–	7 (57)	73 (24)	–	15 (38)	–
79	293797	GROSS Stefano	ITA	95	–	95 (27)	–	–	–	–
81	511529	GISIN Marc	SUI	94	72 (30)	–	–	2 (71)	20 (36)	–
81	511174	VOGEL Markus	SUI	94	–	94 (28)	–	–	–	–
83	53853	SIEBER Bjoern	AUT	89	–	–	6 (52)	–	83 (12)	–
83	301709	YUASA Naoki	JPN	89	–	89 (29)	–	–	–	–

29-12-2011 / Bormio (ITA) / 0819

Page 2/5

www.fisalpine.com

Generation Date: THU 29 DEC 2011

Time: 14:07

Document: 60B 1.0



AFTER 3rd MEN'S DOWNHILL
OVERALL FIS WCSL LIST

Number of Competitors: 175

Rank	FIS Code	Name	NSA	WCSL	DH	SL	GS	SG	SC	CE
85	102899	OSBORNE-PARADIS M.	CAN	87	58 (32)	-	-	29 (42)	-	-
86	294904	PANGRAZZI Paolo	ITA	81	-	-	-	-	81 (13)	-
87	421669	HAUGEN Leif Kristian	NOR	80	-	24 (46)	56 (26)	-	-	-
87	193347	TISSOT Maxime	FRA	80	-	72 (30)	-	-	8 (49)	-
89	500150	JAERBYN Patrik	SWE	78	37 (39)	-	-	41 (38)	-	-
90	531799	FORD Tommy	USA	71	-	-	32 (35)	39 (39)	-	-
91	511908	SCHMIDIGER Reto	SUI	69	-	47 (37)	-	-	22 (35)	-
92	50600	GOERGL Stephan	AUT	66	-	-	22 (41)	44 (36)	-	-
93	102912	SPENCE Brad	CAN	65	-	65 (31)	-	-	-	-
94	530939	WEIBRECHT Andrew	USA	64	10 (58)	-	-	46 (33)	8 (49)	-
95	50833	GRUGGER Hans	AUT	60	54 (34)	-	-	6 (61)	-	-
96	511896	MURISIER Justin	SUI	59	-	42 (40)	17 (44)	-	-	-
97	533866	NYMAN Steven	USA	58	54 (34)	-	-	4 (64)	-	-
98	534040	COCHRAN Jimmy	USA	56	-	56 (32)	-	-	-	-
98	50824	DREIER Christoph	AUT	56	-	56 (32)	-	-	-	-
100	990048	BORSOTTI Giovanni	ITA	54	-	-	54 (27)	-	-	-
100	101895	ROY Jean-Philippe	CAN	54	-	-	54 (27)	-	-	-
102	192653	FREY Thomas	FRA	51	-	-	35 (34)	16 (51)	-	-
102	150594	TREJBAL Filip	CZE	51	-	51 (34)	-	-	-	-
104	53902	MAYER Matthias	AUT	50	-	-	-	50 (32)	-	-
104	102922	WHITE Trevor	CAN	50	-	50 (35)	-	-	-	-
106	294277	KLOTZ Siegmur	ITA	49	15 (51)	-	-	21 (47)	13 (41)	-
107	50981	HOERL Wolfgang	AUT	48	-	48 (36)	-	-	-	-
108	910000	IMBODEN Urs	MDA	42	-	42 (40)	-	-	-	-
108	420148	KARLSEN Truls Ove	NOR	42	-	-	42 (31)	-	-	-
110	510993	ALBRECHT Daniel	SUI	40	7 (62)	-	29 (36)	4 (64)	-	-
110	290693	PLONER Alexander	ITA	40	-	-	40 (32)	-	-	-
110	102403	SEMPLE Ryan	CAN	40	-	-	-	-	40 (28)	-
113	561087	MARKIC Gasper	SLO	39	16 (50)	-	-	23 (44)	-	-
114	201811	STECHECHT Tobias	GER	37	19 (45)	-	-	18 (48)	-	-
115	191964	POISSON David	FRA	36	36 (40)	-	-	-	-	-
116	533131	SULLIVAN Marco	USA	35	17 (47)	-	-	18 (48)	-	-
117	90131	GEORGIEV Georgi	BUL	34	-	-	-	-	34 (31)	-
118	191778	PICHOT Sebastien	FRA	33	-	-	20 (43)	-	13 (41)	-
119	200379	SANDER Andreas	GER	31	18 (46)	-	-	13 (54)	-	-
120	103271	THOMSEN Benjamin	CAN	30	24 (43)	-	-	4 (64)	2 (60)	-
121	501116	LAHDENPERAE Anton	SWE	29	-	29 (44)	-	-	-	-
121	292250	SCHIEPPATI Alberto	ITA	29	-	-	29 (36)	-	-	-
123	561148	SKUBE Matic	SLO	28	-	28 (45)	-	-	-	-
124	530874	GANONG Travis	USA	27	17 (47)	-	-	10 (58)	-	-
125	534508	CHODOUNSKY David	USA	23	-	23 (47)	-	-	-	-
126	292967	EISATH Florian	ITA	22	-	-	22 (41)	-	-	-
126	53837	KRAMER Manuel	AUT	22	-	-	-	22 (46)	-	-
126	180251	PALANDER Kalle	FIN	22	-	12 (51)	10 (49)	-	-	-
129	561067	PERKO Rok	SLO	21	6 (64)	-	-	15 (52)	-	-
130	910004	DEFLORIAN Mirko	MDA	18	-	-	-	-	18 (37)	-
131	51395	DIGRUBER Marc	AUT	17	-	6 (58)	-	-	11 (44)	-

29-12-2011 / Bormio (ITA) / 0819

Page 3/5

www.fisalpine.com

Generation Date: THU 29 DEC 2011

Time: 14:07

Document: 60B 1.0



AFTER 3rd MEN'S DOWNHILL
OVERALL FIS WCSL LIST

Number of Competitors: 175

Rank	FIS Code	Name	NSA	WCSL	DH	SL	GS	SG	SC	CE
131	150644	KRYZL Krystof	CZE	17	–	9 (54)	–	–	8 (49)	–
131	511142	LUEOEND Vitus	SUI	17	11 (57)	–	–	–	6 (55)	–
134	103090	HELIE Louis–Pierre	CAN	15	15 (51)	–	–	–	–	–
135	530165	BRANDENBURG Will	USA	14	–	5 (60)	–	–	9 (47)	–
135	194495	FAIVRE Mathieu	FRA	14	–	–	–	–	14 (40)	–
135	510498	ZUEGER Cornel	SUI	14	10 (58)	–	–	4 (64)	–	–
138	102456	BIGGS Patrick	CAN	13	–	13 (50)	–	–	–	–
138	51401	GRAF Bernhard	AUT	13	–	–	1 (58)	12 (57)	–	–
138	292056	GUFLEL Michael	ITA	13	–	–	13 (46)	–	–	–
138	480736	KHOROSHILOV A.	RUS	13	–	6 (58)	–	–	7 (53)	–
138	290998	STAUDACHER Patrick	ITA	13	–	–	–	13 (54)	–	–
138	292291	THANEI Stefan	ITA	13	3 (68)	–	–	–	10 (45)	–
144	561216	KLINE Bostjan	SLO	12	12 (56)	–	–	–	–	–
144	561117	KUERNER Miha	SLO	12	–	–	–	–	12 (43)	–
144	294911	PATSCHIEDER Hagen	ITA	12	7 (62)	–	–	5 (62)	–	–
144	301312	SASAKI Akira	JPN	12	–	12 (51)	–	–	–	–
148	50931	BECHTER Patrick	AUT	10	–	10 (53)	–	–	–	–
149	990081	CASSE Mattia	ITA	9	1 (69)	–	7 (50)	1 (75)	–	–
149	534939	FISHER Erik	USA	9	9 (61)	–	–	–	–	–
149	102727	STUTZ Paul	CAN	9	–	9 (54)	–	–	–	–
152	560406	GORZA Ales	SLO	8	–	–	–	8 (59)	–	–
152	201891	SCHMID Philipp	GER	8	–	8 (56)	–	–	–	–
152	380298	SIROKI Tin	CRO	8	–	–	–	–	8 (49)	–
155	102814	BOURQUE Francois	CAN	7	–	–	–	7 (60)	–	–
155	534038	NICKERSON Warner	USA	7	–	–	7 (50)	–	–	–
155	380290	SAMSAL Dalibor	CRO	7	–	–	–	–	7 (53)	–
158	220656	DRAKE Ed	GBR	5	–	–	–	–	5 (56)	–
158	300804	MINAGAWA Kentaro	JPN	5	–	5 (60)	–	–	–	–
158	192943	OBERT Anthony	FRA	5	–	5 (60)	–	–	–	–
161	430429	BYDLINSKI Maciej	POL	4	–	–	–	–	4 (57)	–
161	191116	DALCIN P.	FRA	4	4 (65)	–	–	–	–	–
161	534567	LANNING T J	USA	4	4 (65)	–	–	–	–	–
161	53985	MATHIS Marcel	AUT	4	–	–	4 (53)	–	–	–
161	51159	NOESIG Christoph	AUT	4	–	–	4 (53)	–	–	–
161	201987	STRODL Andreas	GER	4	4 (65)	–	–	–	–	–
167	421650	BJERKESTRAND Iver	NOR	3	–	–	–	3 (69)	–	–
167	100558	COOK Dustin	CAN	3	–	–	–	–	3 (59)	–
167	561085	KRIZAJ Andrej	SLO	3	–	–	–	3 (69)	–	–
170	6530319	COCHRAN–SIEGLE R.	USA	2	–	–	–	2 (71)	–	–
170	930024	MAPLE Wiley	USA	2	–	–	–	2 (71)	–	–
170	150495	VRABLIK Martin	CZE	2	–	–	–	–	2 (60)	–
173	53968	BERTHOLD Frederic	AUT	1	–	–	–	–	1 (62)	–
173	421859	NILSEN Markus	NOR	1	–	–	1 (58)	–	–	–
173	194190	ROGER Brice	FRA	1	1 (69)	–	–	–	–	–



AFTER 3rd MEN'S DOWNHILL
OVERALL FIS WCSL LIST

LEGEND

SC	Super Combined points	CE	City Event points	DH	Downhill points	WCSL	Overall points	SL	Slalom points
GS	Giant Slalom points	SG	Super-G points						

29-12-2011 / Bormio (ITA) / 0819

Page 5/5

www.fisalpine.com

Generation Date: THU 29 DEC 2011

Time: 14:07

Document: 60B 1.0



AUDI FIS ALPINE SKI WORLD CUP 2011/12

3rd MEN'S DOWNHILL DOWNHILL FIS WORLD CUP STANDINGS

Number of Competitors: 46				26 NOV 2011 Lake Louise (CAN)				
				2 DEC 2011 Beaver Creek (USA)				
				29 DEC 2011 Bormio (ITA)				
Rank	FIS Code	Name	NSA	1	2	3	WC-DH	Diff.
1	532431	MILLER Bode	USA	29	100	45	174	
2	50753	KROELL Klaus	AUT	45	60	60	165	- 9
3	510030	CUCHE Didier	SUI	100	29	32	161	- 13
4	511383	FEUZ Beat	SUI	80	80	-	160	- 14
5	191740	CLAREY Johan	FRA	40	50	36	126	- 48
6	510727	DEFAGO Didier	SUI	-	20	100	120	- 54
7	50742	REICHELTHannes	AUT	60	26	29	115	- 59
8	421328	SVINDAL Aksel Lund	NOR	18	45	40	103	- 71
9	511139	KUENG Patrick	SUI	-	16	80	96	- 78
10	191591	BERTRAND Yannick	FRA	16	40	24	80	- 94
11	51215	BAUMANN Romed	AUT	50	-	15	65	- 109
12	102263	GUAY Erik	CAN	-	14	50	64	- 110
13	51327	PUCHNER Joachim	AUT	32	8	22	62	- 112
14	50858	STREITBERGER Georg	AUT	26	32	-	58	- 116
14	192746	THEAUX Adrien	FRA	40	-	18	58	- 116
16	292455	FILL Peter	ITA	-	36	13	49	- 125
16	291459	PARIS Dominik	ITA	20	-	29	49	- 125
18	102271	HUDEC Jan	CAN	22	15	8	45	- 129
19	510890	ZURBRIGGEN Silvan	SUI	2	18	16	36	- 138
20	192932	FAYED Guillermo	FRA	1	24	10	35	- 139
21	510767	HOFFMANN Ambrosi	SUI	14	11	5	30	- 144
21	293006	INNERHOFER Christof	ITA	8	22	-	30	- 144
23	421483	JANSRUD Kjetil	NOR	24	5	-	29	- 145
23	191964	POISSON David	FRA	14	4	11	29	- 145
25	53817	FRANZ Max	AUT	6	13	6	25	- 149
26	511529	GISIN Marc	SUI	11	-	12	23	- 151
27	501076	OLSSON Hans	SWE	9	10	3	22	- 152
28	560447	SPORN Andrej	SLO	-	-	20	20	- 154
29	200379	SANDER Andreas	GER	15	-	-	15	- 159
30	201606	KEPPLER Stephan	GER	-	-	14	14	- 160
31	102961	DIXON Robbie	CAN	6	7	-	13	- 161
32	380260	KOSTELIC Ivica	CRO	-	12	-	12	- 162
32	180570	ROMAR Andreas	FIN	12	-	-	12	- 162
34	50625	RAICH Benjamin	AUT	10	-	-	10	- 164



3rd MEN'S DOWNHILL
DOWNHILL FIS WORLD CUP STANDINGS

26 NOV 2011 Lake Louise (CAN)
2 DEC 2011 Beaver Creek (USA)
29 DEC 2011 Bormio (ITA)

Number of Competitors: 46

Rank	FIS Code	Name	NSA	1	2	3	WC-DH	Diff.
34	533131	SULLIVAN Marco	USA	7	3	-	10	- 164
36	534562	LIGETY Ted	USA	-	9	-	9	- 165
36	51005	SCHEIBER Mario	AUT	-	-	9	9	- 165
38	294277	KLOTZ Siegmur	ITA	-	-	7	7	- 167
39	201811	STECHECHERT Tobias	GER	-	6	-	6	- 168
40	530874	GANONG Travis	USA	4	-	1	5	- 169
41	511142	LUEOEND Vitus	SUI	-	-	4	4	- 170
42	511313	JANKA Carlo	SUI	3	-	-	3	- 171
43	534939	FISHER Erik	USA	-	2	-	2	- 172
43	293550	MARSAGLIA Matteo	ITA	-	-	2	2	- 172
45	990081	CASSE Mattia	ITA	-	1	-	1	- 173
45	194190	ROGER Brice	FRA	-	-	1	1	- 173

LEGEND

WC-DH World Cup points for Downhill Diff. Points Difference

29-12-2011 / Bormio (ITA) / 0819

Page 2/2

www.fisalpine.com

Generation Date: THU 29 DEC 2011

Time: 14:07

Document: 25A 1.0





Audi
FIS Ski World Cup

AUDI

FIS ALPINE SKI WORLD CUP 2011/12



SKI WORLD CUP

3rd MEN'S DOWNHILL

OVERALL FIS WORLD CUP STANDINGS

Number of Competitors: 114

Rank	FIS Code	Name	NSA	Points	DH	SL	GS	SG	SC	CE
					3 races	3 races	4 races	3 races		
1	421328	SVINDAL Aksel Lund	NOR	456	103 (8)	–	123 (8)	230 (1)	–	–
2	53831	HIRSCHER Marcel	AUT	425	–	160 (4)	265 (2)	–	–	–
3	534562	LIGETY Ted	USA	385	9 (36)	46 (15)	330 (1)	–	–	–
4	511383	FEUZ Beat	SUI	360	160 (4)	–	29 (27)	171 (2)	–	–
5	532431	MILLER Bode	USA	343	174 (1)	4 (41)	46 (18)	119 (4)	–	–
6	50742	REICHELTL Hannes	AUT	339	115 (7)	–	152 (5)	72 (11)	–	–
7	380260	KOSTELIC Ivica	CRO	329	12 (32)	245 (1)	72 (15)	–	–	–
8	510030	CUCHE Didier	SUI	312	161 (3)	–	30 (25)	121 (3)	–	–
9	421483	JANSRUD Kjetil	NOR	272	29 (23)	7 (39)	136 (7)	100 (6)	–	–
10	50753	KROELL Klaus	AUT	243	165 (2)	–	–	78 (9)	–	–
11	202462	DOPFER Fritz	GER	203	–	51 (13)	152 (5)	–	–	–
12	510727	DEFAGO Didier	SUI	196	120 (6)	–	39 (22)	37 (21)	–	–
13	501017	MYHRER Andre	SWE	193	–	170 (3)	23 (30)	–	–	–
14	194364	PINTURAUULT Alexis	FRA	185	–	22 (28)	159 (4)	4 (43)	–	–
15	51007	SCHOERGHOFER P.	AUT	182	–	–	182 (3)	–	–	–
16	291145	DEVILLE Cristian	ITA	180	–	180 (2)	–	–	–	–
17	191740	CLAREY Johan	FRA	152	126 (5)	–	–	26 (26)	–	–
18	51215	BAUMANN Romed	AUT	150	65 (11)	–	59 (16)	26 (26)	–	–
19	192746	THEAUX Adrien	FRA	147	58 (14)	–	–	89 (7)	–	–
20	102263	GUAY Erik	CAN	140	64 (12)	–	–	76 (10)	–	–
21	511139	KUENG Patrick	SUI	138	96 (9)	–	–	42 (18)	–	–
22	201702	NEUREUTHER Felix	GER	136	–	136 (5)	–	–	–	–
23	102271	HUDEC Jan	CAN	130	45 (18)	–	–	85 (8)	–	–
23	51327	PUCHNER Joachim	AUT	130	62 (13)	–	–	68 (12)	–	–
25	511352	VILETTA Sandro	SUI	124	–	–	6 (40)	118 (5)	–	–
26	511313	JANKA Carlo	SUI	122	3 (42)	–	108 (11)	11 (40)	–	–
27	292000	BLARDONE M.	ITA	118	–	–	118 (9)	–	–	–
28	50625	RAICH Benjamin	AUT	114	10 (34)	20 (29)	42 (20)	42 (18)	–	–
29	290732	THALER Patrick	ITA	112	–	112 (6)	–	–	–	–
30	191750	FANARA Thomas	FRA	109	–	–	109 (10)	–	–	–
31	50624	PRANGER Manfred	AUT	103	–	103 (7)	–	–	–	–
32	191423	RICHARD Cyprien	FRA	101	–	–	101 (12)	–	–	–
33	191591	BERTRAND Yannick	FRA	94	80 (10)	–	–	14 (35)	–	–
34	53817	FRANZ Max	AUT	92	25 (25)	–	–	67 (13)	–	–
34	180534	SANDELL Marcus	FIN	92	–	–	92 (13)	–	–	–
36	192506	MISSILLIER Steve	FRA	86	–	30 (20)	56 (17)	–	–	–
37	293098	RAZZOLI Giuliano	ITA	85	–	85 (8)	–	–	–	–

29-12-2011 / Bormio (ITA) / 0819

Page 1/3

www.fisalpine.com

Generation Date: THU 29 DEC 2011

Time: 14:07

Document: 25B 1.0



3rd MEN'S DOWNHILL
OVERALL FIS WORLD CUP STANDINGS

Number of Competitors: 114

Rank	FIS Code	Name	NSA	Points	DH	SL	GS	SG	SC	CE
					3 races	3 races	4 races	3 races		
37	292120	SIMONCELLI Davide	ITA	85	–	–	85 (14)	–	–	–
39	292455	FILL Peter	ITA	79	49 (16)	–	–	30 (23)	–	–
40	560355	VALENCIC Mitja	SLO	75	–	75 (9)	–	–	–	–
41	201606	KEPPLER Stephan	GER	70	14 (30)	–	–	56 (14)	–	–
42	192665	GRANGE Jean-Baptiste	FRA	66	–	56 (11)	10 (37)	–	–	–
43	293797	GROSS Stefano	ITA	64	–	64 (10)	–	–	–	–
43	292491	MOELGG Manfred	ITA	64	–	32 (19)	32 (24)	–	–	–
45	102961	DIXON Robbie	CAN	63	13 (31)	–	–	50 (15)	–	–
46	293006	INNERHOFER Christof	ITA	60	30 (21)	–	3 (42)	27 (25)	–	–
47	50858	STREITBERGER Georg	AUT	58	58 (14)	–	–	–	–	–
48	180570	ROMAR Andreas	FIN	57	12 (32)	–	–	45 (16)	–	–
49	532138	KASPER Nolan	USA	55	–	55 (12)	–	–	–	–
50	501101	BYGGMARK Jens	SWE	50	–	50 (14)	–	–	–	–
51	291459	PARIS Dominik	ITA	49	49 (16)	–	–	–	–	–
52	101895	ROY Jean-Philippe	CAN	46	–	–	46 (18)	–	–	–
53	421669	HAUGEN Leif Kristian	NOR	45	–	20 (29)	25 (28)	–	–	–
53	53902	MAYER Matthias	AUT	45	–	–	–	45 (16)	–	–
55	50707	MATT Mario	AUT	42	–	42 (16)	–	–	–	–
55	501076	OLSSON Hans	SWE	42	22 (27)	–	–	20 (31)	–	–
57	990048	BORSOTTI Giovanni	ITA	40	–	–	40 (21)	–	–	–
58	501111	HARGIN Mattias	SWE	39	–	39 (17)	–	–	–	–
58	534959	JITLOFF Tim	USA	39	–	–	39 (22)	–	–	–
60	531799	FORD Tommy	USA	38	–	–	25 (28)	13 (37)	–	–
60	51005	SCHEIBER Mario	AUT	38	9 (36)	–	–	29 (24)	–	–
60	530939	WEIBRECHT Andrew	USA	38	–	–	–	38 (20)	–	–
60	510890	ZURBRIGGEN Silvan	SUI	38	36 (19)	–	–	2 (46)	–	–
64	510767	HOFFMANN Ambrosi	SUI	36	30 (21)	–	–	6 (41)	–	–
65	192932	FAYED Guillermo	FRA	35	35 (20)	–	–	–	–	–
66	50981	HOERL Wolfgang	AUT	34	–	34 (18)	–	–	–	–
66	293550	MARSAGLIA Matteo	ITA	34	2 (43)	–	–	32 (22)	–	–
68	102239	COUSINEAU Julien	CAN	30	–	30 (20)	–	–	–	–
68	50605	HERBST Reinfried	AUT	30	–	30 (20)	–	–	–	–
68	501324	OLSSON Matts	SWE	30	–	–	30 (25)	–	–	–
71	191964	POISSON David	FRA	29	29 (23)	–	–	–	–	–
72	501223	BAECK Axel	SWE	28	–	28 (23)	–	–	–	–
72	294277	KLOTZ Siegmund	ITA	28	7 (38)	–	–	21 (30)	–	–
72	200379	SANDER Andreas	GER	28	15 (29)	–	–	13 (37)	–	–
75	193347	TISSOT Maxime	FRA	26	–	26 (24)	–	–	–	–
76	201811	STECHELT Tobias	GER	24	6 (39)	–	–	18 (32)	–	–
76	533131	SULLIVAN Marco	USA	24	10 (34)	–	–	14 (35)	–	–
76	511174	VOGEL Markus	SUI	24	–	24 (25)	–	–	–	–
76	301709	YUASA Naoki	JPN	24	–	24 (25)	–	–	–	–
80	50824	DREIER Christoph	AUT	23	–	23 (27)	–	–	–	–
80	511529	GISIN Marc	SUI	23	23 (26)	–	–	–	–	–
80	561087	MARKIC Gasper	SLO	23	–	–	–	23 (28)	–	–
83	53837	KRAMER Manuel	AUT	22	–	–	–	22 (29)	–	–
84	500656	LARSSON Markus	SWE	20	–	20 (29)	–	–	–	–

29-12-2011 / Bormio (ITA) / 0819

Page 2/3

www.fisalpine.com

Generation Date: THU 29 DEC 2011

Time: 14:07

Document: 25B 1.0



3rd MEN'S DOWNHILL
OVERALL FIS WORLD CUP STANDINGS

Number of Competitors: 114

Rank	FIS Code	Name	NSA	Points	DH	SL	GS	SG	SC	CE
					3 races	3 races	4 races	3 races		
84	191778	PICHOT Sebastien	FRA	20	–	–	20 (31)	–	–	–
84	560447	SPORN Andrej	SLO	20	20 (28)	–	–	–	–	–
87	191746	DE TESSIERES G.	FRA	18	–	–	18 (32)	–	–	–
87	510747	GRUENENFELDER T.	SUI	18	–	–	–	18 (32)	–	–
89	510997	BERTHOD Marc	SUI	17	–	–	17 (33)	–	–	–
89	511908	SCHMIDIGER Reto	SUI	17	–	17 (32)	–	–	–	–
91	102912	SPENCE Brad	CAN	16	–	16 (33)	–	–	–	–
92	561067	PERKO Rok	SLO	15	–	–	–	15 (34)	–	–
92	150594	TREJBAL Filip	CZE	15	–	15 (34)	–	–	–	–
94	534040	COCHRAN Jimmy	USA	14	–	14 (35)	–	–	–	–
95	51401	GRAF Bernhard	AUT	13	–	–	1 (43)	12 (39)	–	–
95	421400	MYHRE Lars Elton	NOR	13	–	13 (36)	–	–	–	–
97	102435	JANYK Michael	CAN	12	–	12 (37)	–	–	–	–
98	292967	EISATH Florian	ITA	11	–	–	11 (34)	–	–	–
98	192653	FREY Thomas	FRA	11	–	–	11 (34)	–	–	–
98	420148	KARLSEN Truls Ove	NOR	11	–	–	11 (34)	–	–	–
101	150644	KRYZL Krystof	CZE	9	–	9 (38)	–	–	–	–
102	990081	CASSE Mattia	ITA	8	1 (45)	–	7 (39)	–	–	–
102	530874	GANONG Travis	USA	8	5 (40)	–	–	3 (45)	–	–
102	290693	PLONER Alexander	ITA	8	–	–	8 (38)	–	–	–
105	501116	LAHDENPERAE Anton	SWE	5	–	5 (40)	–	–	–	–
105	380292	ZRNCIC-DIM Natko	CRO	5	–	–	–	5 (42)	–	–
107	511142	LUEOEND Vitus	SUI	4	4 (41)	–	–	–	–	–
107	53985	MATHIS Marcel	AUT	4	–	–	4 (41)	–	–	–
107	103271	THOMSEN Benjamin	CAN	4	–	–	–	4 (43)	–	–
107	102922	WHITE Trevor	CAN	4	–	4 (41)	–	–	–	–
111	6530319	COCHRAN-SIEGLE R.	USA	2	–	–	–	2 (46)	–	–
111	534939	FISHER Erik	USA	2	2 (43)	–	–	–	–	–
111	930024	MAPLE Wiley	USA	2	–	–	–	2 (46)	–	–
114	194190	ROGER Brice	FRA	1	1 (45)	–	–	–	–	–

LEGEND

SC Super Combined points	SG Super-G points	Points Overall points	SL Slalom points	CE City Event
GS Giant Slalom points	DH Downhill points			

29-12-2011 / Bormio (ITA) / 0819

Page 3/3

www.fisalpine.com

Generation Date: THU 29 DEC 2011

Time: 14:07

Document: 25B 1.0





AUDI
FIS ALPINE SKI WORLD CUP 2011/12



3rd MEN'S DOWNHILL
MEN FIS NATION CUP

Number of Nations: 14

Rank	NSA	Points	Diff.	DH	SL	GS	SG	SC	CE
1	AUT Austria	2087		509	412	705	461	-	-
2	SUI Switzerland	1429	- 658	633	41	229	526	-	-
3	FRA France	1080	- 1007	329	134	484	133	-	-
4	ITA Italy	1025	- 1062	138	473	304	110	-	-
5	USA United States of America	950	- 1137	200	119	440	191	-	-
6	NOR Norway	797	- 1290	132	40	295	330	-	-
7	GER Germany	461	- 1626	35	187	152	87	-	-
8	CAN Canada	445	- 1642	122	62	46	215	-	-
9	SWE Sweden	407	- 1680	22	312	53	20	-	-
10	CRO Croatia	334	- 1753	12	245	72	5	-	-
11	FIN Finland	149	- 1938	12	-	92	45	-	-
12	SLO Slovenia	133	- 1954	20	75	-	38	-	-
13	CZE Czech Republic	24	- 2063	-	24	-	-	-	-
13	JPN Japan	24	- 2063	-	24	-	-	-	-





AUDI
FIS ALPINE SKI WORLD CUP 2011/12



3rd MEN'S DOWNHILL
FIS OVERALL NATION CUP

Number of Nations: 17

Rk	NSA	Overall			DH Points			SL Points			GS Points			SG Points			SC Points			CE Points		
		M+W	M	W	M+W	M	W	M+W	M	W	M+W	M	W	M+W	M	W	M+W	M	W	M+W	M	W
1	AUT	3901	2087	1814	716	509	207	1080	412	668	1318	705	613	787	461	326	-	-	-	-	-	-
2	SUI	2156	1429	727	864	633	231	94	41	53	364	229	135	834	526	308	-	-	-	-	-	-
3	USA	1934	950	984	528	200	328	183	119	64	715	440	275	508	191	317	-	-	-	-	-	-
4	ITA	1738	1025	713	306	138	168	569	473	96	594	304	290	269	110	159	-	-	-	-	-	-
5	FRA	1689	1080	609	476	329	147	351	134	217	690	484	206	172	133	39	-	-	-	-	-	-
6	GER	1307	461	846	204	35	169	463	187	276	482	152	330	158	87	71	-	-	-	-	-	-
7	SWE	956	407	549	36	22	14	586	312	274	209	53	156	125	20	105	-	-	-	-	-	-
8	NOR	835	797	38	144	132	12	50	40	10	295	295	-	346	330	16	-	-	-	-	-	-
9	CAN	597	445	152	122	122	-	196	62	134	59	46	13	220	215	5	-	-	-	-	-	-
10	SLO	426	133	293	87	20	67	202	75	127	68	-	68	69	38	31	-	-	-	-	-	-
11	CRO	334	334	-	12	12	-	245	245	-	72	72	-	5	5	-	-	-	-	-	-	-
12	FIN	311	149	162	12	12	-	130	-	130	124	92	32	45	45	-	-	-	-	-	-	-
13	LIE	196	-	196	106	-	106	17	-	17	27	-	27	46	-	46	-	-	-	-	-	-
14	CZE	44	24	20	-	-	-	44	24	20	-	-	-	-	-	-	-	-	-	-	-	-
15	SVK	40	-	40	-	-	-	40	-	40	-	-	-	-	-	-	-	-	-	-	-	-
16	JPN	24	24	-	-	-	-	24	24	-	-	-	-	-	-	-	-	-	-	-	-	-
17	SPA	18	-	18	-	-	-	-	-	-	-	-	-	18	-	18	-	-	-	-	-	-





AUDI
FIS ALPINE SKI WORLD CUP 2011/12



AFTER 3rd MEN'S DOWNHILL
MANUFACTURERS STANDINGS MEN

Number of Manufacturers: 10

Rank	Manufacturer	Points	Diff.	DH	SL	GS	SG	SC	CE
1	Head	1430		420	-	480	530	-	-
2	Salomon	1220	- 210	555	-	255	410	-	-
3	Atomic	770	- 660	90	160	435	85	-	-
4	Fischer	455	- 975	-	245	210	-	-	-
5	Nordica	420	- 1010	-	360	60	-	-	-
6	Rossignol	250	- 1180	100	50	-	100	-	-
7	Voelkl	225	- 1205	-	225	-	-	-	-
8	Dynastar	100	- 1330	-	-	100	-	-	-
9	Elan	45	- 1385	-	45	-	-	-	-
10		40	- 1390	-	40	-	-	-	-





AUDI
FIS ALPINE SKI WORLD CUP 2011/12



AFTER 3rd MEN'S DOWNHILL
MANUFACTURERS STANDINGS OVERALL

Number of Manufacturers: 11

Rk	Manuf.	Overall			DH Points			SL Points			GS Points			SG Points			SC Points			CE Points		
		M+W	M	W	M+W	M	W	M+W	M	W	M+W	M	W	M+W	M	W	M+W	M	W	M+W	M	W
1	Head	2730	1430	1300	720	420	300	140	-	140	955	480	475	915	530	385	-	-	-	-	-	-
2	Atomic	1440	770	670	170	90	80	705	160	545	435	435	-	130	85	45	-	-	-	-	-	-
3	Salomon	1305	1220	85	555	555	-	85	-	85	255	255	-	410	410	-	-	-	-	-	-	-
4	Rossignol	820	250	570	220	100	120	130	50	80	280	-	280	190	100	90	-	-	-	-	-	-
5	Nordica	750	420	330	100	-	100	360	360	-	290	60	230	-	-	-	-	-	-	-	-	-
6	Fischer	710	455	255	45	-	45	415	245	170	250	210	40	-	-	-	-	-	-	-	-	-
7	Voelkl	515	225	290	40	-	40	225	225	-	100	-	100	150	-	150	-	-	-	-	-	-
8	Dynastar	205	100	105	105	-	105	-	-	-	100	100	-	-	-	-	-	-	-	-	-	-
9	Stoeckli	185	-	185	-	-	-	105	-	105	-	-	-	80	-	80	-	-	-	-	-	-
10	Elan	45	45	-	-	-	-	45	45	-	-	-	-	-	-	-	-	-	-	-	-	-
11		40	40	-	-	-	-	40	40	-	-	-	-	-	-	-	-	-	-	-	-	-

