



BIRDS OF PREY



NORTH AMERICA'S DOWNHILL
BEAVER CREEK, COLORADO
MEN'S DOWNHILL, SUPER-G & GIANT SLALOM
DECEMBER 2-4, 2011



Audi
FIS Ski World Cup



Audi
FIS Ski World Cup

AUDI FIS ALPINE SKI WORLD CUP 2011/12

Beaver Creek (USA)



SKI WORLD CUP

2nd MEN'S DOWNHILL

WED 30 NOV 2011

ALPHABETICAL LIST OF COMPETITORS TRAINING 2

Number of Competitors: 84, Number of NSA: 13

NSA	FIS Code	Name	FIS Points (1st of December 2011 – List 5)									
			DH		SL		GS		SG		SC	
AUT (12)	51215	BAUMANN Romed	3.15	(4)	36.10	(640)	4.89	(14)	2.95	(6)	4.69	(10)
	53817	FRANZ Max	12.27	(52)	50.62	(1147)	38.78	(698)	18.27	(99)	22.14	(72)
	51401	GRAF Bernhard	22.78	(96)	26.81	(332)	12.03	(67)	6.50	(36)	12.62	(47)
	53837	KRAMER Manuel	9.10	(40)	175.47	(4740)	30.51	(451)	18.94	(108)	48.63	(248)
	53981	KROELL Johannes	12.77	(55)	86.49	(2492)	27.84	(374)	26.63	(186)	25.96	(84)
	50753	KROELL Klaus	2.09	(3)	999.00	(6163)	332.49	(5984)	3.35	(12)	-	
	53902	MAYER Matthias	22.73	(95)	36.73	(659)	21.29	(192)	6.68	(38)	36.46	(147)
	51327	PUCHNER Joachim	4.76	(18)	73.36	(2009)	29.48	(424)	4.87	(20)	5.77	(24)
	50625	RAICH Benjamin	21.98	(92)	4.53	(17)	5.16	(15)	3.02	(8)	4.91	(11)
	50742	REICHELTH Hannes	5.76	(27)	587.52	(6057)	5.16	(15)	1.85	(2)	60.41	(339)
	50858	STREITBERGER Georg	5.50	(23)	374.22	(5886)	70.92	(1965)	3.08	(10)	10.53	(43)
	54005	STRIEDINGER Otmar	18.51	(81)	146.18	(4198)	21.52	(199)	13.74	(66)	47.28	(234)
CAN (10)	100558	COOK Dustin	15.35	(64)	35.24	(608)	16.00	(108)	14.11	(71)	51.25	(265)
	102961	DIXON Robbie	6.14	(36)	59.19	(1487)	11.38	(61)	6.07	(35)	47.28	(234)
	103512	FRISCH Jeffrey	44.81	(207)	41.02	(796)	14.87	(93)	13.92	(67)	61.09	(344)
	102263	GUAY Erik	4.07	(12)	281.76	(5598)	21.04	(187)	4.12	(15)	168.02	(1240)
	103656	HALBERT Kelby	18.69	(82)	22.97	(248)	31.27	(478)	24.91	(168)	41.67	(185)
	103090	HELIE Louis-Pierre	20.20	(85)	23.95	(271)	32.56	(512)	12.57	(59)	51.98	(275)
	102271	HUDEC Jan	5.67	(26)	60.12	(1524)	15.37	(98)	5.72	(25)	46.16	(220)
	103385	PRIDY Conrad	22.53	(94)	28.19	(373)	28.25	(387)	18.73	(105)	38.51	(161)
	102403	SEMPLE Ryan	37.36	(162)	14.95	(109)	16.34	(114)	34.06	(279)	5.99	(28)
	103271	THOMSEN Benjamin	16.99	(74)	54.72	(1302)	40.65	(785)	25.64	(176)	47.78	(242)
CRO (2)	380260	KOSTELIC Ivica	5.89	(29)	0.40	(2)	4.46	(8)	2.34	(3)	0.00	(1)
	380292	ZRNCIC-DIM Natko	15.29	(62)	14.81	(108)	25.06	(290)	8.50	(42)	4.26	(8)
FIN (1)	180570	ROMAR Andreas	15.03	(60)	17.79	(148)	16.00	(108)	10.26	(49)	5.62	(22)
FRA (9)	191591	BERTRAND Yannick	5.26	(20)	580.37	(6049)	45.45	(959)	5.99	(29)	47.30	(236)
	191740	CLAREY Johan	4.66	(16)	72.02	(1952)	75.44	(2154)	19.01	(109)	13.18	(48)
	192932	FAYED Guillermo	5.82	(28)	75.82	(2110)	100.77	(3117)	41.01	(362)	40.59	(176)
	192653	FREY Thomas	55.58	(276)	18.37	(159)	7.55	(40)	10.89	(51)	29.20	(97)
	192504	MERMILLOD BLONDIN Thomas	33.50	(141)	10.45	(66)	14.76	(91)	6.00	(31)	5.20	(14)
	191778	PICHOT Sebastien	22.50	(93)	20.69	(196)	11.47	(63)	16.56	(89)	6.32	(32)
194364	PINTURAUULT Alexis	41.55	(187)	6.48	(36)	4.61	(9)	13.22	(62)	12.47	(46)	

30-11-2011 / Beaver Creek (USA) / 1589

Page 1/3

Data Processing by LONGINES

www.fisalpine.com

LONGINES Timing

Generation Date: TUE 29 NOV 2011

Time: 17:24

Document: 32E 1.0



ALPHABETICAL LIST OF COMPETITORS TRAINING 2

Number of Competitors: 84, Number of NSA: 13

NSA	FIS Code	Name	FIS Points (1st of December 2011 – List 5)									
			DH		SL		GS		SG		SC	
FRA (9)	191964	POISSON David	15.72	(67)	296.90	(5669)	38.16	(681)	25.84	(179)	151.00	(1105)
	192746	THEAUX Adrien	3.78	(8)	55.36	(1329)	15.27	(97)	2.55	(5)	5.36	(19)
GBR (2)	220874	BALDWIN TJ	43.08	(196)	39.08	(736)	20.97	(184)	30.58	(221)	40.39	(173)
	220695	CRAWFORD Douglas	33.74	(144)	30.42	(432)	28.08	(383)	26.25	(182)	43.59	(202)
GER (4)	202059	FERSTL Josef	15.30	(63)	57.18	(1405)	32.18	(500)	18.85	(106)	31.84	(106)
	201606	KEPPLER Stephan	12.56	(54)	605.29	(6070)	58.54	(1472)	5.29	(21)	50.70	(257)
	200379	SANDER Andreas	10.67	(48)	47.91	(1057)	52.84	(1244)	11.43	(52)	33.45	(119)
	201811	STECHERT Tobias	6.00	(31)	200.94	(5045)	101.70	(3149)	19.44	(112)	74.49	(453)
ITA (9)	990081	CASSE Mattia	14.63	(59)	25.64	(312)	13.92	(81)	21.20	(133)	16.81	(60)
	292455	FILL Peter	5.08	(19)	61.41	(1572)	18.59	(151)	4.50	(17)	3.71	(5)
	292514	HEEL Werner	5.63	(25)	259.14	(5476)	49.14	(1104)	4.35	(16)	8.98	(39)
	293006	INNERHOFER Christof	3.76	(7)	15.65	(114)	17.45	(133)	2.34	(3)	0.90	(2)
	294277	KLOTZ Siegmur	19.60	(84)	44.98	(957)	37.14	(654)	25.44	(172)	23.28	(75)
	293550	MARSAGLIA Matteo	10.11	(46)	27.99	(368)	11.65	(64)	8.78	(45)	5.54	(21)
	291459	PARIS Dominik	5.33	(22)	60.46	(1536)	55.12	(1343)	24.40	(162)	5.97	(26)
	294911	PATSCHIEDER Hagen	15.45	(65)	117.40	(3502)	12.43	(71)	14.96	(76)	16.29	(57)
	290998	STAUDACHER Patrick	31.73	(133)	267.30	(5522)	118.88	(3684)	20.47	(123)	33.32	(116)
NOR (3)	421650	BJERKESTRAND Iver	54.53	(272)	27.43	(348)	8.91	(42)	16.20	(85)	31.80	(105)
	421483	JANSRUD Kjetil	16.16	(69)	11.94	(79)	3.10	(6)	14.25	(72)	3.42	(4)
	421328	SVINDAL Aksel Lund	4.01	(9)	15.89	(118)	2.37	(3)	3.22	(11)	2.45	(3)
SLO (6)	560332	JERMAN Andrej	5.26	(20)	87.40	(2531)	30.58	(456)	16.17	(83)	33.32	(116)
	561216	KLINE Bostjan	19.23	(83)	33.24	(533)	25.18	(295)	13.38	(65)	23.05	(74)
	561085	KRIZAJ Andrej	31.43	(132)	54.86	(1306)	39.84	(749)	15.62	(77)	46.18	(221)
	561087	MARKIC Gasper	15.16	(61)	69.96	(1887)	30.36	(449)	10.74	(50)	31.98	(107)
	561067	PERKO Rok	16.92	(73)	85.11	(2447)	36.57	(629)	12.76	(61)	33.58	(121)
	560447	SPORN Andrej	4.64	(15)	48.28	(1065)	56.89	(1407)	5.99	(29)	39.02	(166)
SUI (12)	510993	ALBRECHT Daniel	9.11	(41)	7.39	(39)	5.99	(30)	6.86	(39)	6.73	(35)
	510030	CUCHE Didier	0.00	(1)	999.00	(6163)	4.66	(11)	0.00	(1)	9.00	(40)
	510727	DEFAGO Didier	4.03	(10)	84.79	(2432)	6.60	(38)	5.52	(22)	5.22	(16)
	511383	FEUZ Beat	3.18	(5)	34.82	(594)	12.63	(72)	13.24	(63)	5.28	(18)
	511529	GISIN Marc	12.33	(53)	28.44	(381)	18.54	(149)	25.51	(174)	17.08	(63)
	510747	GRUENENFELDER Tobias	21.96	(91)	580.37	(6049)	29.07	(410)	4.05	(14)	53.98	(292)
	510767	HOFFMANN Ambrosi	5.52	(24)	408.26	(5941)	50.96	(1179)	18.35	(101)	-	
	511313	JANKA Carlo	4.55	(14)	85.88	(2470)	2.95	(4)	3.00	(7)	4.58	(9)
	511139	KUENG Patrick	4.73	(17)	43.46	(899)	34.41	(562)	5.88	(27)	38.66	(163)
	511142	LUEOEND Vitus	12.15	(50)	31.95	(493)	20.08	(171)	20.73	(128)	32.46	(109)
	511352	VILETTA Sandro	33.70	(143)	16.63	(132)	5.70	(26)	20.35	(122)	27.89	(93)
	510890	ZURBRIGGEN Silvan	3.59	(6)	4.78	(20)	32.12	(497)	4.73	(18)	3.97	(7)
SWE (2)	500150	JAERBYN Patrik	13.64	(56)	538.48	(6035)	161.91	(4685)	5.76	(26)	-	

30-11-2011 / Beaver Creek (USA) / 1589

Page 2/3

Data Processing by LONGINES

www.fisalpine.com

LONGINES Timing

Generation Date: TUE 29 NOV 2011

Time: 17:24


Document: 32E 1.0

ALPHABETICAL LIST OF COMPETITORS TRAINING 2

Number of Competitors: 84, Number of NSA: 13

NSA	FIS Code	Name	FIS Points (1st of December 2011 – List 5)									
			DH		SL		GS		SG		SC	
SWE (2)	501076	OLSSON Hans	12.23	(51)	20.02	(187)	28.87	(405)	6.00	(31)	5.91	(25)
USA (12)	531452	BIESEMEYER Thomas	18.47	(80)	41.09	(803)	15.45	(102)	9.71	(47)	35.00	(132)
	6530319	COCHRAN-SIEGLE Ryan	29.85	(126)	21.47	(217)	17.61	(137)	8.57	(43)	32.12	(108)
	534939	FISHER Erik	6.00	(31)	60.90	(1551)	19.39	(162)	17.46	(92)	31.64	(104)
	531799	FORD Tommy	50.41	(245)	13.17	(97)	6.00	(33)	5.97	(28)	55.68	(308)
	530874	GANONG Travis	9.03	(39)	63.44	(1648)	26.52	(341)	13.98	(68)	84.34	(547)
	534959	JITLOFF Tim	44.83	(208)	16.72	(134)	6.46	(37)	24.19	(157)	5.66	(23)
	534562	LIGETY Ted	31.92	(134)	5.51	(24)	0.00	(1)	16.37	(86)	5.22	(16)
	930024	MAPLE Wiley	14.28	(58)	36.53	(652)	30.18	(443)	22.23	(143)	31.57	(103)
	532431	MILLER Bode	4.47	(13)	10.68	(68)	5.32	(20)	3.99	(13)	5.99	(28)
	533131	SULLIVAN Marco	7.02	(38)	210.48	(5129)	38.17	(682)	6.56	(37)	122.17	(881)
531156	TARBERRY Ace	48.35	(230)	22.83	(245)	15.64	(106)	18.69	(104)	36.23	(145)	
530939	WEIBRECHT Andrew	6.35	(37)	83.63	(2385)	33.88	(546)	6.00	(31)	6.60	(34)	

LEGEND	DH Downhill	SL Slalom	GS Giant Slalom	SG Super-G	SC Super Combined
---------------	--------------------	------------------	------------------------	-------------------	--------------------------



AUDI FIS ALPINE SKI WORLD CUP 2011/12
Beaver Creek (USA)



2nd MEN'S DOWNHILL

WED 30 NOV 2011
Start Time: 11:00

DRAW LIST BY POINTS TRAINING 2

Number of Competitors: 84, Number of NSA: 13 Ranked 100 in the FIS List: PENASA M. FIS Pts: 24.23

No.	FIS Code	Name	NSA	WC SL-DH	WC SL-O	FIS-DH
1	510030	CUCHE Didier	SUI	636 (1)	1182 (2)	0.00 (1)
2	50753	KROELL Klaus	AUT	440 (3)	632 (11)	2.09 (2)
3	51215	BAUMANN Romed	AUT	340 (4)	825 (6)	3.15 (3)
4	511383	FEUZ Beat	SUI	337 (5)	453 (22)	3.18 (4)
5	510890	ZURBRIGGEN Silvan	SUI	299 (6)	722 (8)	3.59 (5)
6	293006	INNERHOFER Christof	ITA	283 (7)	830 (5)	3.76 (6)
7	192746	THEAUX Adrien	FRA	281 (8)	589 (12)	3.78 (7)
8	421328	SVINDAL Aksel Lund	NOR	259 (9)	1046 (3)	4.01 (8)
9	510727	DEFAGO Didier	SUI	257 (10)	412 (24)	4.03 (9)
10	102263	GUAY Erik	CAN	253 (12)	402 (25)	4.07 (10)
11	532431	MILLER Bode	USA	216 (13)	572 (14)	4.47 (11)
12	511313	JANKA Carlo	SUI	208 (14)	837 (4)	4.55 (12)
13	560447	SPORN Andrej	SLO	200 (15)	245 (40)	4.64 (13)
14	191740	CLAREY Johan	FRA	198 (16)	231 (43)	4.66 (14)
15	511139	KUENG Patrick	SUI	191 (17)	242 (41)	4.73 (15)
16	+500 380260	KOSTELIC Ivica	CRO	82 (29)	1454 (1)	5.89 (27)
17	51327	PUCHNER Joachim	AUT	189 (18)	347 (28)	4.76 (16)
18	292455	FILL Peter	ITA	159 (19)	458 (20)	5.08 (17)
19	191591	BERTRAND Yannick	FRA	142 (20)	187 (47)	5.26 (18)
20	560332	JERMAN Andrej	SLO	142 (20)	161 (55)	5.26 (19)
21	291459	PARIS Dominik	ITA	135 (22)	179 (50)	5.33 (20)
22	50858	STREITBERGER Georg	AUT	119 (23)	326 (31)	5.50 (21)
23	510767	HOFFMANN Ambrosi	SUI	117 (24)	132 (65)	5.52 (22)
24	292514	HEEL Werner	ITA	107 (25)	258 (37)	5.63 (23)
25	102271	HUDEC Jan	CAN	103 (26)	163 (54)	5.67 (24)
26	50742	REICHELT Hannes	AUT	95 (27)	484 (17)	5.76 (25)
27	192932	FAYED Guillermo	FRA	89 (28)	93 (79)	5.82 (26)
28	511529	GISIN Marc	SUI	72 (31)	95 (77)	12.33 (41)
29	501076	OLSSON Hans	SWE	60 (35)	139 (63)	12.23 (39)
30	201606	KEPPLER Stephan	GER	52 (36)	136 (64)	12.56 (42)
31	+500 421483	JANSRUD Kjetil	NOR	37 (40)	577 (13)	16.16 (54)
32	+500 50625	RAICH Benjamin	AUT	18 (49)	646 (10)	21.98 (64)
33	+500 534562	LIGETY Ted	USA	5 (64)	753 (7)	> 31.92 (72)
34	201811	STECHERT Tobias	GER	16 (51)	16 (134)	6.00 (29)
35	534939	FISHER Erik	USA	9 (58)	9 (152)	6.00 (28)
36	102961	DIXON Robbie	CAN	47 (37)	93 (79)	6.14 (30)

30-11-2011 / Beaver Creek (USA) / 1589

Page 1/3

Data Processing by LONGINES

www.fisalpine.com

LONGINES Timing

Generation Date: TUE 29 NOV 2011

Time: 17:24

Document: 45B 1.0



DRAW LIST BY POINTS TRAINING 2

Number of Competitors: 84, Number of NSA: 13 Ranked 100 in the FIS List: PENASA M. FIS Pts: 24.23

No.	FIS Code	Name	NSA	WCSL-DH	WCSL-O	FIS-DH
37	530939	WEIBRECHT Andrew	USA	13 (54)	33 (114)	6.35 (31)
38	533131	SULLIVAN Marco	USA	16 (51)	36 (110)	7.02 (32)
39	530874	GANONG Travis	USA	19 (45)	32 (117)	9.03 (33)
40	53837	KRAMER Manuel	AUT	-	22 (122)	9.10 (34)
41	510993	ALBRECHT Daniel	SUI	9 (58)	61 (94)	9.11 (35)
42	293550	MARSAGLIA Matteo	ITA	41 (39)	131 (66)	10.11 (36)
43	200379	SANDER Andreas	GER	19 (45)	32 (117)	10.67 (37)
44	511142	LUEOEND Vitus	SUI	8 (61)	14 (140)	12.15 (38)
45	53817	FRANZ Max	AUT	6 (63)	34 (112)	12.27 (40)
46	53981	KROELL Johannes	AUT	-	-	12.77 (43)
47	500150	JAERBYN Patrik	SWE	46 (38)	104 (74)	13.64 (44)
48	930024	MAPLE Wiley	USA	-	-	14.28 (45)
49	990081	CASSE Mattia	ITA	-	2 (168)	14.63 (46)
50	180570	ROMAR Andreas	FIN	25 (42)	95 (77)	15.03 (47)
51	561087	MARKIC Gasper	SLO	20 (44)	38 (108)	15.16 (48)
52	380292	ZRNCIC-DIM Natko	CRO	13 (54)	141 (61)	15.29 (49)
53	202059	FERSTL Josef	GER	-	-	15.30 (50)
54	100558	COOK Dustin	CAN	-	3 (167)	15.35 (51)
55	294911	PATSCHIEDER Hagen	ITA	9 (58)	16 (134)	15.45 (52)
56	191964	POISSON David	FRA	23 (43)	23 (121)	15.72 (53)
57	561067	PERKO Rok	SLO	7 (62)	7 (155)	16.92 (55)
58	103271	THOMSEN Benjamin	CAN	30 (41)	36 (110)	16.99 (56)
59	531452	BIESEMEYER Thomas	USA	-	-	18.47 (57)
60	54005	STRIEDINGER Otmar	AUT	-	-	18.51 (58)
61	103656	HALBERT Kelby	CAN	-	-	18.69 (59)
62	561216	KLINE Bostjan	SLO	15 (53)	15 (137)	19.23 (60)
63	294277	KLOTZ Siegmur	ITA	10 (57)	43 (104)	19.60 (61)
64	103090	HELIE Louis-Pierre	CAN	18 (49)	18 (128)	20.20 (62)
65	510747	GRUENENFELDER Tobias	SUI	19 (45)	172 (51)	21.96 (63)
66	191778	PICHOT Sebastien	FRA	-	13 (144)	22.50 (65)
67	103385	PRIDY Conrad	CAN	-	-	22.53 (66)
68	53902	MAYER Matthias	AUT	-	39 (107)	22.73 (67)
69	51401	GRAF Bernhard	AUT	-	12 (145)	22.78 (68)
70	6530319	COCHRAN-SIEGLE Ryan	USA	-	-	> 29.85 (69)
71	561085	KRIZAJ Andrej	SLO	-	4 (164)	> 31.43 (70)
72	290998	STAUDACHER Patrick	ITA	-	18 (128)	> 31.73 (71)
73	192504	MERMILLOD BLONDIN Thomas	FRA	-	122 (68)	> 33.50 (73)
74	511352	VILETTA Sandro	SUI	-	123 (67)	> 33.70 (74)
75	220695	CRAWFORD Douglas	GBR	-	-	> 33.74 (75)
76	102403	SEMPLE Ryan	CAN	-	40 (106)	> 37.36 (76)
77	194364	PINTURAUULT Alexis	FRA	-	216 (45)	> 41.55 (77)
78	220874	BALDWIN TJ	GBR	-	-	> 43.08 (78)
79	103512	FRISCH Jeffrey	CAN	-	-	> 44.81 (79)
80	534959	JITLOFF Tim	USA	-	70 (89)	> 44.83 (80)
81	531156	TARBERRY Ace	USA	-	-	> 48.35 (81)
82	531799	FORD Tommy	USA	-	58 (96)	> 50.41 (82)



AUDI FIS ALPINE SKI WORLD CUP 2011/12
Beaver Creek (USA)



2nd MEN'S DOWNHILL

WED 30 NOV 2011
 Start Time: 11:00

DRAW LIST BY POINTS TRAINING 2

Number of Competitors: 84, Number of NSA: 13 Ranked 100 in the FIS List: PENASA M. FIS Pts: 24.23

No.	FIS Code	Name	NSA	WCSL-DH	WCSL-O	FIS-DH
83	421650	BJERKESTRAND Iver	NOR	-	4 (164)	> 54.53 (83)
84	192653	FREY Thomas	FRA	-	62 (93)	> 55.58 (84)

LEGEND

+500 More than 500 points on WCSL-O after 15th place or after 30th place **WCSL-O** Overall WCSL points
WCSL-DH World Cup Start List points for Downhill **No.** Control Number
FIS-DH FIS points for Downhill

30-11-2011 / Beaver Creek (USA) / 1589

Page 3/3

Data Processing by LONGINES

www.fisalpine.com

LONGINES Timing

Generation Date: TUE 29 NOV 2011

Time: 17:24

Document: 45B 1.0





AUDI FIS ALPINE SKI WORLD CUP 2011/12
Beaver Creek (USA)



2nd MEN'S DOWNHILL
START LIST TRAINING 2

WED 30 NOV 2011
Start Time: 11:00

Jury			Technical Data	
TD FIS	B. LASHLEY	CAN	Course Name	BIRDS OF PREY / GOLDEN EAGLE
Referee	G. HUJARA	FIS	Start Altitude	3483 m
Assistant Referee	H. SCHMALZL	FIS	Finish Altitude	2726 m
Chief of Race	G. JOHNSON	USA	Vertical Drop	757 m
			Course Length	2729 m
			Homologation Number	8588/10/07

Race Information

Course Setter	H. SCHMALZL	FIS		
Number of Gates	42			
Start Time	11:00			
Forerunners	A - B. RUBIE	USA	E - T. FARROW	USA
	B - J. GOLDBERG	USA	F - P. DURAN	USA
	C - B. BENNETT	USA	G - N. BRAUN	USA
	D - S. SNOW	USA		

Number of Competitors: 84, Number of NSA: 13

Bib	FIS Code	Name	Year of Birth	Nation	Time	Ski
1	292455	FILL Peter	1982	ITA		Atomic
2	511529	GISIN Marc	1988	SUI		Nordica
3	560332	JERMAN Andrej	1978	SLO		Stoeckli
4	501076	OLSSON Hans	1984	SWE		Head
5	50858	STREITBERGER Georg	1981	AUT		Fischer
6	51327	PUCHNER Joachim	1987	AUT		Atomic
7	510767	HOFFMANN Ambrosi	1977	SUI		Nordica
8	292514	HEEL Werner	1982	ITA		Head
9	510890	ZURBRIGGEN Silvan	1981	SUI		Rossignol
10	510727	DEFAGO Didier	1977	SUI		Rossignol
11	192746	THEAUX Adrien	1984	FRA		Salomon
12	50753	KROELL Klaus	1980	AUT		Salomon
13	102263	GUAY Erik	1981	CAN		Atomic
14	51215	BAUMANN Romed	1986	AUT		Salomon
15	421328	SVINDAL Aksel Lund	1982	NOR		Head
16	510030	CUCHE Didier	1974	SUI		Head
17	532431	MILLER Bode	1977	USA		Head
18	511383	FEUZ Beat	1987	SUI		Salomon
19	293006	INNERHOFER Christof	1984	ITA		Rossignol
20	511313	JANKA Carlo	1986	SUI		Atomic
21	560447	SPORN Andrej	1981	SLO		Elan
22	191740	CLAREY Johan	1981	FRA		Head

30-11-2011 / Beaver Creek (USA) / 1589

Page 1/3

Data Processing by LONGINES

www.fisalpine.com

LONGINES Timing

Generation Date: TUE 29 NOV 2011

Time: 17:43

Document: 51A 1.0




Number of Competitors: 84, Number of NSA: 13

Bib	FIS Code	Name	Year of Birth	Nation	Time	Ski
23	511139	KUENG Patrick	1984	SUI	_____	Salomon
24	380260	KOSTELIC Ivica	1979	CRO	_____	Fischer
25	291459	PARIS Dominik	1989	ITA	_____	Nordica
26	201606	KEPLER Stephan	1983	GER	_____	Head
27	192932	FAYED Guillermo	1985	FRA	_____	Head
28	50742	REICHELTH Hannes	1980	AUT	_____	Salomon
29	191591	BERTRAND Yannick	1980	FRA	_____	Atomic
30	102271	HUDEEC Jan	1981	CAN	_____	Rossignol
31	421483	JANSRUD Kjetil	1985	NOR	_____	Head
32	50625	RAICH Benjamin	1978	AUT	_____	Atomic
33	534562	LIGETY Ted	1984	USA	_____	Head
34	201811	STECHELT Tobias	1985	GER	_____	Head
35	534939	FISHER Erik	1985	USA	_____	Atomic
36	102961	DIXON Robbie	1985	CAN	_____	Rossignol
37	530939	WEIBRECHT Andrew	1986	USA	_____	Rossignol
38	533131	SULLIVAN Marco	1980	USA	_____	Rossignol
39	530874	GANONG Travis	1988	USA	_____	Atomic
40	53837	KRAMER Manuel	1989	AUT	_____	Atomic
41	510993	ALBRECHT Daniel	1983	SUI	_____	Head
42	293550	MARSAGLIA Matteo	1985	ITA	_____	Rossignol
43	200379	SANDER Andreas	1989	GER	_____	Atomic
44	511142	LUEOEND Vitus	1984	SUI	_____	Salomon
45	53817	FRANZ Max	1989	AUT	_____	Atomic
46	53981	KROELL Johannes	1991	AUT	_____	Salomon
47	500150	JAERBYN Patrik	1969	SWE	_____	Atomic
48	930024	MAPLE Wiley	1990	USA	_____	Atomic
49	990081	CASSE Mattia	1990	ITA	_____	Rossignol
50	180570	ROMAR Andreas	1989	FIN	_____	Atomic
51	561087	MARKIC Gasper	1986	SLO	_____	Elan
52	380292	ZRNCIC-DIM Natko	1986	CRO	_____	Atomic
53	202059	FERSTL Josef	1988	GER	_____	Nordica
54	100558	COOK Dustin	1989	CAN	_____	Head
55	294911	PATSCHEIDER Hagen	1988	ITA	_____	Atomic
56	191964	POISSON David	1982	FRA	_____	Salomon
57	561067	PERKO Rok	1985	SLO	_____	Stoeckli
58	103271	THOMSEN Benjamin	1987	CAN	_____	Head
59	531452	BIESEMAYER Thomas	1989	USA	_____	Rossignol
60	54005	STRIEDINGER Otmar	1991	AUT	_____	Fischer
61	103656	HALBERT Kelby	1990	CAN	_____	Rossignol
62	561216	KLINE Bostjan	1991	SLO	_____	Stoeckli
63	294277	KLOTZ Siegmur	1987	ITA	_____	Nordica
64	103090	HELIE Louis-Pierre	1986	CAN	_____	Head
65	510747	GRUENENFELDER Tobias	1977	SUI	_____	Stoeckli
66	191778	PICHOT Sebastien	1981	FRA	_____	Fischer
67	103385	PRIDY Conrad	1988	CAN	_____	
68	53902	MAYER Matthias	1990	AUT	_____	Head
69	51401	GRAF Bernhard	1988	AUT	_____	Head
70	6530319	COCHRAN-SIEGLE Ryan	1992	USA	_____	Rossignol

Number of Competitors: 84, Number of NSA: 13

Bib	FIS Code	Name	Year of Birth	Nation	Time	Ski
71	561085	KRIZAJ Andrej	1986	SLO	_____	Elan
72	290998	STAUDACHER Patrick	1980	ITA	_____	Head
73	192504	MERMILLOD BLONDIN Thomas	1984	FRA	_____	Salomon
74	511352	VILETTA Sandro	1986	SUI	_____	Salomon
75	220695	CRAWFORD Douglas	1987	GBR	_____	Head
76	102403	SEMPLE Ryan	1982	CAN	_____	Fischer
77	194364	PINTURAUULT Alexis	1991	FRA	_____	Salomon
78	220874	BALDWIN TJ	1990	GBR	_____	
79	103512	FRISCH Jeffrey	1984	CAN	_____	Head
80	534959	JITLOFF Tim	1985	USA	_____	Fischer
81	531156	TARBERRY Ace	1988	USA	_____	
82	531799	FORD Tommy	1989	USA	_____	
83	421650	BJERKESTRAND Iver	1987	NOR	_____	
84	192653	FREY Thomas	1984	FRA	_____	



AUDI FIS ALPINE SKI WORLD CUP 2011/12
Beaver Creek (USA)



2nd MEN'S DOWNHILL
RESULTS TRAINING 2 BY RANK

WED 30 NOV 2011
Start Time: 11:00

Jury			Technical Data	
TD FIS	B. LASHLEY	CAN	Course Name	BIRDS OF PREY / GOLDEN EAGLE
Referee	G. HUJARA	FIS	Start Altitude	3483 m
Assistant Referee	H. SCHMALZL	FIS	Finish Altitude	2726 m
Chief of Race	G. JOHNSON	USA	Vertical Drop	757 m
			Course Length	2729 m
			Homologation Number	8588/10/07

Race Information

Course Setter	H. SCHMALZL	FIS		
Number of Gates	42			
Start Time	11:00			
Forerunners	A - B. RUBIE	USA	E - T. FARROW	USA
	B - J. GOLDBERG	USA	F - P. DURAN	USA
	C - B. BENNETT	USA	G - N. BRAUN	USA
	D - S. SNOW	USA		

Number of Competitors: 84, Number of NSA: 13

Rank	Bib	FIS Code	Name	Year of Birth	Nation	Time	Diff.	Dist. (m)	Ski
1	16	510030	CUCHE Didier	1974	SUI	1:45.54			Head
2	19	293006	INNERHOFER Christof	1984	ITA	1:45.64	0.10	2.58	Rossignol
3	28	50742	REICHELTH Hannes	1980	AUT	1:45.65	0.11	2.84	Salomon
4	17	532431	MILLER Bode	1977	USA	1:45.80	0.26	6.71	Head
5	12	50753	KROELL Klaus	1980	AUT	1:46.00	0.46	11.84	Salomon
6	31	421483	JANSRUD Kjetil	1985	NOR	1:46.17	0.63	16.19	Head
7	36	102961	DIXON Robbie	1985	CAN	1:46.25	0.71	18.24	Rossignol
8	22	191740	CLAREY Johan	1981	FRA	1:46.50	0.96	24.60	Head
9	15	421328	SVINDAL Aksel Lund	1982	NOR	1:46.55	1.01	25.87	Head
10	27	192932	FAYED Guillermo	1985	FRA	1:46.56	1.02	26.12	Head
11	18	511383	FEUZ Beat	1987	SUI	1:46.79	1.25	31.94	Salomon
12	23	511139	KUENG Patrick	1984	SUI	1:46.93	1.39	35.47	Salomon
13	5	50858	STREITBERGER Georg	1981	AUT	1:46.97	1.43	36.48	Fischer
14	13	102263	GUAY Erik	1981	CAN	1:47.15	1.61	41.01	Atomic
15	20	511313	JANKA Carlo	1986	SUI	1:47.30	1.76	44.76	Atomic
16	1	292455	FILL Peter	1982	ITA	1:47.47	1.93	49.01	Atomic
17	34	201811	STECHERT Tobias	1985	GER	1:47.53	1.99	50.50	Head
18	8	292514	HEEL Werner	1982	ITA	1:47.54	2.00	50.75	Head
19	9	510890	ZURBRIGGEN Silvan	1981	SUI	1:47.57	2.03	51.50	Rossignol

#804

30-11-2011 / Beaver Creek (USA) / 1589

Page 1/3

Data Processing by LONGINES

www.fisalpine.com

LONGINES Timing

Generation Date: WED 30 NOV 2011

Time: 14:48

Document: 74B 1.0



2nd MEN'S DOWNHILL
RESULTS TRAINING 2 BY RANK

Number of Competitors: 84, Number of NSA: 13

Rank	Bib	FIS Code	Name	Year of Birth	Nation	Time	Diff.	Dist. (m)	Ski
20	4	501076	OLSSON Hans	1984	SWE	1:47.62	2.08	52.74	Head
21	24	380260	KOSTELIC Ivica	1979	CRO	1:47.70	2.16	54.73	Fischer
22	30	102271	HUDEC Jan	1981	CAN	1:47.74	2.20	55.72	Rossignol
23	29	191591	BERTRAND Yannick	1980	FRA	1:47.88	2.34	59.19	Atomic
24	3	560332	JERMAN Andrej	1978	SLO	1:47.98	2.44	61.67	Stoekli
25	37	530939	WEIBRECHT Andrew	1986	USA	1:48.00	2.46	62.16	Rossignol
26	48	930024	MAPLE Wiley	1990	USA	1:48.01	2.47	62.41	Atomic
27	60	54005	STRIEDINGER Otmar	1991	AUT	1:48.04	2.50	63.15	Fischer
28	56	191964	POISSON David	1982	FRA	1:48.18	2.64	66.60	Salomon
29	33	534562	LIGETY Ted	1984	USA	1:48.20	2.66	67.09	Head
30	51	561087	MARKIC Gasper	1986	SLO	1:48.44	2.90	72.98	Elan
31	11	192746	THEAUX Adrien	1984	FRA	1:48.47	2.93	73.72	Salomon
32	82	531799	FORD Tommy	1989	USA	1:48.48	2.94	73.96	
33	58	103271	THOMSEN Benjamin	1987	CAN	1:48.66	3.12	78.36	Head
34	7	510767	HOFFMANN Ambrosi	1977	SUI	1:48.68	3.14	78.85	Nordica
35	67	103385	PRIDY Conrad	1988	CAN	1:48.70	3.16	79.33	
36	10	510727	DEFAGO Didier	1977	SUI	1:48.72	3.18	79.82	Rossignol
37	2	511529	GISIN Marc	1988	SUI	1:48.76	3.22	80.80	Nordica
38	50	180570	ROMAR Andreas	1989	FIN	1:48.79	3.25	81.53	Atomic
39	39	530874	GANONG Travis	1988	USA	1:48.82	3.28	82.26	Atomic
40	35	534939	FISHER Erik	1985	USA	1:48.84	3.30	82.74	Atomic
41	65	510747	GRUENEFELDER Tobias	1977	SUI	1:48.87	3.33	83.47	Stoekli
42	59	531452	BIESEMEYER Thomas	1989	USA	1:48.89	3.35	83.96	Rossignol
43	62	561216	KLINE Bostjan	1991	SLO	1:48.91	3.37	84.44	Stoekli
43	46	53981	KROELL Johannes	1991	AUT	1:48.91	3.37	84.44	Salomon
45	73	192504	MERMILLOD BLONDIN Thomas	1984	FRA	1:48.95	3.41	85.41	Salomon
46	71	561085	KRIZAJ Andrej	1986	SLO	1:49.00	3.46	86.63	Elan
47	26	201606	KEPPLER Stephan	1983	GER	1:49.03	3.49	87.35	Head
48	44	511142	LUEOEND Vitus	1984	SUI	1:49.07	3.53	88.32	Salomon
49	63	294277	KLOTZ Siegmarr	1987	ITA	1:49.14	3.60	90.02	Nordica
50	6	51327	PUCHNER Joachim	1987	AUT	1:49.17	3.63	90.74	Atomic
51	43	200379	SANDER Andreas	1989	GER	1:49.20	3.66	91.47	Atomic
52	81	531156	TARBERRY Ace	1988	USA	1:49.25	3.71	92.67	
53	70	6530319	COCHRAN-SIEGLE Ryan	1992	USA	1:49.31	3.77	94.12	Rossignol
54	47	500150	JAERBYN Patrik	1969	SWE	1:49.39	3.85	96.05	Atomic
54	25	291459	PARIS Dominik	1989	ITA	1:49.39	3.85	96.05	Nordica
56	54	100558	COOK Dustin	1989	CAN	1:49.47	3.93	97.97	Head
57	77	194364	PINTURAUULT Alexis	1991	FRA	1:49.51	3.97	98.93	Salomon
58	38	533131	SULLIVAN Marco	1980	USA	1:49.55	4.01	99.89	Rossignol
59	68	53902	MAYER Matthias	1990	AUT	1:49.57	4.03	100.37	Head
60	49	990081	CASSE Mattia	1990	ITA	1:49.60	4.06	101.09	Rossignol
61	74	511352	VILETTA Sandro	1986	SUI	1:49.62	4.08	101.57	Salomon
62	32	50625	RAICH Benjamin	1978	AUT	1:49.63	4.09	101.81	Atomic
63	21	560447	SPORN Andrej	1981	SLO	1:49.64	4.10	102.05	Elan
64	14	51215	BAUMANN Romed	1986	AUT	1:49.68	4.14	103.01	Salomon

#804 _____


Number of Competitors: 84, Number of NSA: 13

Rank	Bib	FIS Code	Name	Year of Birth	Nation	Time	Diff.	Dist. (m)	Ski
65	52	380292	ZRNCIC-DIM Natko	1986	CRO	1:49.70	4.16	103.49	Atomic
66	53	202059	FERSTL Josef	1988	GER	1:49.74	4.20	104.45	Nordica
67	55	294911	PATSCHIEDER Hagen	1988	ITA	1:49.80	4.26	105.88	Atomic
68	72	290998	STAUDACHER Patrick	1980	ITA	1:49.89	4.35	108.03	Head
69	76	102403	SEMPLE Ryan	1982	CAN	1:50.01	4.47	110.89	Fischer
70	83	421650	BJERKESTRAND Iver	1987	NOR	1:50.12	4.58	113.50	
71	45	53817	FRANZ Max	1989	AUT	1:50.15	4.61	114.21	Atomic
71	41	510993	ALBRECHT Daniel	1983	SUI	1:50.15	4.61	114.21	Head
73	40	53837	KRAMER Manuel	1989	AUT	1:50.26	4.72	116.82	Atomic
74	80	534959	JITLOFF Tim	1985	USA	1:50.38	4.84	119.66	Fischer
75	57	561067	PERKO Rok	1985	SLO	1:50.48	4.94	122.02	Stoekli
76	78	220874	BALDWIN TJ	1990	GBR	1:50.67	5.13	126.50	
77	64	103090	HELIE Louis-Pierre	1986	CAN	1:50.70	5.16	127.21	Head
78	79	103512	FRISCH Jeffrey	1984	CAN	1:50.88	5.34	131.43	Head
79	66	191778	PICHOT Sebastien	1981	FRA	1:51.15	5.61	137.74	Fischer
80	75	220695	CRAWFORD Douglas	1987	GBR	1:51.25	5.71	140.07	Head
81	61	103656	HALBERT Kelby	1990	CAN	1:51.35	5.81	142.39	Rossignol
	69	51401	GRAF Bernhard	1988	AUT	DNS			Head
	84	192653	FREY Thomas	1984	FRA	DNS			
	42	293550	MARSAGLIA Matteo	1985	ITA	DNF			Rossignol

Technical Delegate:
B. LASHLEY (CAN) #804

LEGEND
 DNS Did Not Start DNF Did Not Finish





AUDI FIS ALPINE SKI WORLD CUP 2011/12
Beaver Creek (USA)



2nd MEN'S DOWNHILL
RESULTS TRAINING 2 BY BIB

WED 30 NOV 2011
Start Time: 11:00

Jury			Technical Data	
TD FIS	B. LASHLEY	CAN	Course Name	BIRDS OF PREY / GOLDEN EAGLE
Referee	G. HUJARA	FIS	Start Altitude	3483 m
Assistant Referee	H. SCHMALZL	FIS	Finish Altitude	2726 m
Chief of Race	G. JOHNSON	USA	Vertical Drop	757 m
			Course Length	2729 m
			Homologation Number	8588/10/07

Race Information

Course Setter	H. SCHMALZL	FIS		
Number of Gates	42			
Start Time	11:00			
Forerunners	A - B. RUBIE	USA	E - T. FARROW	USA
	B - J. GOLDBERG	USA	F - P. DURAN	USA
	C - B. BENNETT	USA	G - N. BRAUN	USA
	D - S. SNOW	USA		

Number of Competitors: 84, Number of NSA: 13

Bib	FIS Code	Name	Year of Birth	Nation	Time	Rank	Ski
1	292455	FILL Peter	1982	ITA	1:47.47	(16)	Atomic
2	511529	GISIN Marc	1988	SUI	1:48.76	(37)	Nordica
3	560332	JERMAN Andrej	1978	SLO	1:47.98	(24)	Stoeckli
4	501076	OLSSON Hans	1984	SWE	1:47.62	(20)	Head
5	50858	STREITBERGER Georg	1981	AUT	1:46.97	(13)	Fischer
6	51327	PUCHNER Joachim	1987	AUT	1:49.17	(50)	Atomic
7	510767	HOFFMANN Ambrosi	1977	SUI	1:48.68	(34)	Nordica
8	292514	HEEL Werner	1982	ITA	1:47.54	(18)	Head
9	510890	ZURBRIGGEN Silvan	1981	SUI	1:47.57	(19)	Rossignol
10	510727	DEFAGO Didier	1977	SUI	1:48.72	(36)	Rossignol
11	192746	THEAUX Adrien	1984	FRA	1:48.47	(31)	Salomon
12	50753	KROELL Klaus	1980	AUT	1:46.00	(5)	Salomon
13	102263	GUAY Erik	1981	CAN	1:47.15	(14)	Atomic
14	51215	BAUMANN Romed	1986	AUT	1:49.68	(64)	Salomon
15	421328	SVINDAL Aksel Lund	1982	NOR	1:46.55	(9)	Head
16	510030	CUCHE Didier	1974	SUI	1:45.54	(1)	Head
17	532431	MILLER Bode	1977	USA	1:45.80	(4)	Head
18	511383	FEUZ Beat	1987	SUI	1:46.79	(11)	Salomon
19	293006	INNERHOFER Christof	1984	ITA	1:45.64	(2)	Rossignol
20	511313	JANKA Carlo	1986	SUI	1:47.30	(15)	Atomic
21	560447	SPORN Andrej	1981	SLO	1:49.64	(63)	Elan

30-11-2011 / Beaver Creek (USA) / 1589

Page 1/3

Data Processing by LONGINES

www.fisalpine.com

LONGINES Timing

Generation Date: WED 30 NOV 2011

Time: 14:50

Document: 74A 1.0



Number of Competitors: 84, Number of NSA: 13

Bib	FIS Code	Name	Year of Birth	Nation	Time	Rank	Ski
22	191740	CLAREY Johan	1981	FRA	1:46.50	(8)	Head
23	511139	KUENG Patrick	1984	SUI	1:46.93	(12)	Salomon
24	380260	KOSTELIC Ivica	1979	CRO	1:47.70	(21)	Fischer
25	291459	PARIS Dominik	1989	ITA	1:49.39	(54)	Nordica
26	201606	KEPPLER Stephan	1983	GER	1:49.03	(47)	Head
27	192932	FAYED Guillermo	1985	FRA	1:46.56	(10)	Head
28	50742	REICHELTH Hannes	1980	AUT	1:45.65	(3)	Salomon
29	191591	BERTRAND Yannick	1980	FRA	1:47.88	(23)	Atomic
30	102271	HUDEC Jan	1981	CAN	1:47.74	(22)	Rossignol
31	421483	JANSRUD Kjetil	1985	NOR	1:46.17	(6)	Head
32	50625	RAICH Benjamin	1978	AUT	1:49.63	(62)	Atomic
33	534562	LIGETY Ted	1984	USA	1:48.20	(29)	Head
34	201811	STECHERT Tobias	1985	GER	1:47.53	(17)	Head
35	534939	FISHER Erik	1985	USA	1:48.84	(40)	Atomic
36	102961	DIXON Robbie	1985	CAN	1:46.25	(7)	Rossignol
37	530939	WEIBRECHT Andrew	1986	USA	1:48.00	(25)	Rossignol
38	533131	SULLIVAN Marco	1980	USA	1:49.55	(58)	Rossignol
39	530874	GANONG Travis	1988	USA	1:48.82	(39)	Atomic
40	53837	KRAMER Manuel	1989	AUT	1:50.26	(73)	Atomic
41	510993	ALBRECHT Daniel	1983	SUI	1:50.15	(71)	Head
42	293550	MARSAGLIA Matteo	1985	ITA	DNF		Rossignol
43	200379	SANDER Andreas	1989	GER	1:49.20	(51)	Atomic
44	511142	LUEOEND Vitus	1984	SUI	1:49.07	(48)	Salomon
45	53817	FRANZ Max	1989	AUT	1:50.15	(71)	Atomic
46	53981	KROELL Johannes	1991	AUT	1:48.91	(43)	Salomon
47	500150	JAERBYN Patrik	1969	SWE	1:49.39	(54)	Atomic
48	930024	MAPLE Wiley	1990	USA	1:48.01	(26)	Atomic
49	990081	CASSE Mattia	1990	ITA	1:49.60	(60)	Rossignol
50	180570	ROMAR Andreas	1989	FIN	1:48.79	(38)	Atomic
51	561087	MARKIC Gasper	1986	SLO	1:48.44	(30)	Elan
52	380292	ZRNCIC-DIM Natko	1986	CRO	1:49.70	(65)	Atomic
53	202059	FERSTL Josef	1988	GER	1:49.74	(66)	Nordica
54	100558	COOK Dustin	1989	CAN	1:49.47	(56)	Head
55	294911	PATSCHIEDER Hagen	1988	ITA	1:49.80	(67)	Atomic
56	191964	POISSON David	1982	FRA	1:48.18	(28)	Salomon
57	561067	PERKO Rok	1985	SLO	1:50.48	(75)	Stoeckli
58	103271	THOMSEN Benjamin	1987	CAN	1:48.66	(33)	Head
59	531452	BIESEMEYER Thomas	1989	USA	1:48.89	(42)	Rossignol
60	54005	STRIEDINGER Otmar	1991	AUT	1:48.04	(27)	Fischer
61	103656	HALBERT Kelby	1990	CAN	1:51.35	(81)	Rossignol
62	561216	KLINE Bostjan	1991	SLO	1:48.91	(43)	Stoeckli
63	294277	KLOTZ Siegmund	1987	ITA	1:49.14	(49)	Nordica
64	103090	HELIE Louis-Pierre	1986	CAN	1:50.70	(77)	Head
65	510747	GRUENENFELDER Tobias	1977	SUI	1:48.87	(41)	Stoeckli
66	191778	PICHOT Sebastien	1981	FRA	1:51.15	(79)	Fischer
67	103385	PRIDY Conrad	1988	CAN	1:48.70	(35)	
68	53902	MAYER Matthias	1990	AUT	1:49.57	(59)	Head

Number of Competitors: 84, Number of NSA: 13

Bib	FIS Code	Name	Year of Birth	Nation	Time	Rank	Ski
69	51401	GRAF Bernhard	1988	AUT	DNS		Head
70	6530319	COCHRAN-SIEGLE Ryan	1992	USA	1:49.31	(53)	Rossignol
71	561085	KRIZAJ Andrej	1986	SLO	1:49.00	(46)	Elan
72	290998	STAUDACHER Patrick	1980	ITA	1:49.89	(68)	Head
73	192504	MERMILLOD BLONDIN Thomas	1984	FRA	1:48.95	(45)	Salomon
74	511352	VILETTA Sandro	1986	SUI	1:49.62	(61)	Salomon
75	220695	CRAWFORD Douglas	1987	GBR	1:51.25	(80)	Head
76	102403	SEMPLE Ryan	1982	CAN	1:50.01	(69)	Fischer
77	194364	PINTURAUULT Alexis	1991	FRA	1:49.51	(57)	Salomon
78	220874	BALDWIN TJ	1990	GBR	1:50.67	(76)	
79	103512	FRISCH Jeffrey	1984	CAN	1:50.88	(78)	Head
80	534959	JITLOFF Tim	1985	USA	1:50.38	(74)	Fischer
81	531156	TARBERRY Ace	1988	USA	1:49.25	(52)	
82	531799	FORD Tommy	1989	USA	1:48.48	(32)	
83	421650	BJERKESTRAND Iver	1987	NOR	1:50.12	(70)	
84	192653	FREY Thomas	1984	FRA	DNS		

LEGEND
 DNF Did Not Finish DNS Did Not Start

30-11-2011 / Beaver Creek (USA) / 1589 Page 3/3

Data Processing by LONGINES www.fisalpine.com LONGINES Timing

Generation Date: WED 30 NOV 2011 Time: 14:50 Document: 74A 1.0





BIRDS OF PREY



NORTH AMERICA'S DOWNHILL
BEAVER CREEK, COLORADO
MEN'S DOWNHILL, SUPER-G & GIANT SLALOM
DECEMBER 2-4, 2011



Audi
FIS Ski World Cup



Audi
FIS Ski World Cup

AUDI FIS ALPINE SKI WORLD CUP 2011/12
Beaver Creek (USA)



FIS
SKI WORLD CUP

2nd MEN'S DOWNHILL

WED 30 NOV 2011

PERFORMANCE ANALYSIS 1 TRAINING 2

Number of Competitors: 81

Rank	Bib	Name	Nation	Positions			Partials			Difference		Speed		
				Pos.	Time	Rank	Pos.	Time	Rank	Time	Dist(m)	Pos.	Km/h	Rank
1	16	CUCHE Didier	SUI	Int1:	26.02	(31)	I1-I2:	31.43	(3)	0.53		Sp1:	134.50	(1)
				Int2:	57.45	(5)	I2-I3:	16.92	(2)	0.34				
				Int3:	1:14.37	(2)	I3-I4:	14.02	(11)	0.30				
				Int4:	1:28.39	(4)	I4-Fin:	17.15	(1)	0.50				
				Fin:	1:45.54	(1)				0.00	0.00	Avg.:	93.09	
2	19	INNERHOFER Christof	ITA	Int1:	25.98	(26)	I1-I2:	31.55	(4)	0.49		Sp1:	130.45	(9)
				Int2:	57.53	(7)	I2-I3:	16.92	(2)	0.42				
				Int3:	1:14.45	(4)	I3-I4:	13.84	(5)	0.38				
				Int4:	1:28.29	(2)	I4-Fin:	17.35	(3)	0.40				
				Fin:	1:45.64	(2)				0.10	2.58	Avg.:	93.00	
3	28	REICHELTH Hannes	AUT	Int1:	25.81	(10)	I1-I2:	31.30	(2)	0.32		Sp1:	132.30	(3)
				Int2:	57.11	(1)	I2-I3:	16.96	(4)	0.00				
				Int3:	1:14.07	(1)	I3-I4:	13.82	(4)	0.00				
				Int4:	1:27.89	(1)	I4-Fin:	17.76	(17)	0.00				
				Fin:	1:45.65	(3)				0.11	2.84	Avg.:	92.99	
4	17	MILLER Bode	USA	Int1:	26.12	(37)	I1-I2:	31.24	(1)	0.63		Sp1:	130.31	(10)
				Int2:	57.36	(2)	I2-I3:	17.04	(9)	0.25				
				Int3:	1:14.40	(3)	I3-I4:	13.98	(8)	0.33				
				Int4:	1:28.38	(3)	I4-Fin:	17.42	(5)	0.49				
				Fin:	1:45.80	(4)				0.26	6.71	Avg.:	92.86	
5	12	KROELL Klaus	AUT	Int1:	25.74	(7)	I1-I2:	32.20	(16)	0.25		Sp1:	131.72	(5)
				Int2:	57.94	(14)	I2-I3:	16.75	(1)	0.83				
				Int3:	1:14.69	(7)	I3-I4:	14.08	(19)	0.62				
				Int4:	1:28.77	(7)	I4-Fin:	17.23	(2)	0.88				
				Fin:	1:46.00	(5)				0.46	11.84	Avg.:	92.68	
6	31	JANSRUD Kjetil	NOR	Int1:	25.81	(10)	I1-I2:	31.61	(6)	0.32		Sp1:	126.77	(31)
				Int2:	57.42	(3)	I2-I3:	17.04	(9)	0.31				
				Int3:	1:14.46	(5)	I3-I4:	14.24	(37)	0.39				
				Int4:	1:28.70	(6)	I4-Fin:	17.47	(6)	0.81				
				Fin:	1:46.17	(6)				0.63	16.19	Avg.:	92.53	
7	36	DIXON Robbie	CAN	Int1:	25.86	(16)	I1-I2:	31.66	(7)	0.37		Sp1:	132.44	(2)
				Int2:	57.52	(6)	I2-I3:	17.00	(6)	0.41				
				Int3:	1:14.52	(6)	I3-I4:	14.17	(30)	0.45				
				Int4:	1:28.69	(5)	I4-Fin:	17.56	(11)	0.80				
				Fin:	1:46.25	(7)				0.71	18.24	Avg.:	92.46	
8	22	CLAREY Johan	FRA	Int1:	25.77	(8)	I1-I2:	32.31	(26)	0.28		Sp1:	131.72	(5)
				Int2:	58.08	(15)	I2-I3:	16.98	(5)	0.97				
				Int3:	1:15.06	(12)	I3-I4:	13.89	(6)	0.99				
				Int4:	1:28.95	(8)	I4-Fin:	17.55	(10)	1.06				
				Fin:	1:46.50	(8)				0.96	24.60	Avg.:	92.25	



PERFORMANCE ANALYSIS 1 TRAINING 2

Number of Competitors: 81

Rank	Bib	Name	Nation	Positions			Partials			Difference		Speed	
				Pos.	Time	Rank	Pos.	Time	Rank	Time	Dist(m)	Pos.	Km/h
9	15	SVINDAL Aksel Lund	NOR	Int1: 25.49 (1)	I1-I2: 32.37 (30)	0.00		Sp1: 129.75 (13)					
				Int2: 57.86 (11)	I2-I3: 17.18 (14)	0.75							
				Int3: 1:15.04 (10)	I3-I4: 14.04 (14)	0.97							
				Int4: 1:29.08 (10)	I4-Fin: 17.47 (6)	1.19							
				Fin: 1:46.55 (9)		1.01	25.87	Avg.: 92.20					
10	27	FAYED Guillermo	FRA	Int1: 25.68 (6)	I1-I2: 32.25 (22)	0.19		Sp1: 124.94 (48)					
				Int2: 57.93 (13)	I2-I3: 17.05 (11)	0.82							
				Int3: 1:14.98 (9)	I3-I4: 14.08 (19)	0.91							
				Int4: 1:29.06 (9)	I4-Fin: 17.50 (8)	1.17							
				Fin: 1:46.56 (10)		1.02	26.12	Avg.: 92.20					
11	18	FEUZ Beat	SUI	Int1: 26.14 (39)	I1-I2: 32.32 (27)	0.65		Sp1: 126.24 (36)					
				Int2: 58.46 (26)	I2-I3: 17.01 (7)	1.35							
				Int3: 1:15.47 (18)	I3-I4: 13.96 (7)	1.40							
				Int4: 1:29.43 (18)	I4-Fin: 17.36 (4)	1.54							
				Fin: 1:46.79 (11)		1.25	31.94	Avg.: 92.00					
12	23	KUENG Patrick	SUI	Int1: 25.78 (9)	I1-I2: 32.38 (32)	0.29		Sp1: 126.63 (32)					
				Int2: 58.16 (17)	I2-I3: 17.17 (13)	1.05							
				Int3: 1:15.33 (16)	I3-I4: 14.03 (13)	1.26							
				Int4: 1:29.36 (15)	I4-Fin: 17.57 (12)	1.47							
				Fin: 1:46.93 (12)		1.39	35.47	Avg.: 91.88					
13	5	STREITBERGER Georg	AUT	Int1: 25.82 (12)	I1-I2: 31.88 (11)	0.33		Sp1:					
				Int2: 57.70 (9)	I2-I3: 17.02 (8)	0.59							
				Int3: 1:14.72 (8)	I3-I4: 14.38 (54)	0.65							
				Int4: 1:29.10 (11)	I4-Fin: 17.87 (22)	1.21							
				Fin: 1:46.97 (13)		1.43	36.48	Avg.: 91.84					
14	13	GUAY Erik	CAN	Int1: 25.89 (19)	I1-I2: 31.80 (9)	0.40		Sp1: 126.50 (33)					
				Int2: 57.69 (8)	I2-I3: 17.48 (37)	0.58							
				Int3: 1:15.17 (13)	I3-I4: 14.16 (29)	1.10							
				Int4: 1:29.33 (14)	I4-Fin: 17.82 (19)	1.44							
				Fin: 1:47.15 (14)		1.61	41.01	Avg.: 91.69					
15	20	JANKA Carlo	SUI	Int1: 26.26 (51)	I1-I2: 31.87 (10)	0.77		Sp1: 127.16 (26)					
				Int2: 58.13 (16)	I2-I3: 17.07 (12)	1.02							
				Int3: 1:15.20 (14)	I3-I4: 14.01 (10)	1.13							
				Int4: 1:29.21 (13)	I4-Fin: 18.09 (38)	1.32							
				Fin: 1:47.30 (15)		1.76	44.76	Avg.: 91.56					
16	1	FILL Peter	ITA	Int1: 25.88 (17)	I1-I2: 31.56 (5)	0.39		Sp1: 120.83 (75)					
				Int2: 57.44 (4)	I2-I3: 17.60 (47)	0.33							
				Int3: 1:15.04 (10)	I3-I4: 14.10 (22)	0.97							
				Int4: 1:29.14 (12)	I4-Fin: 18.33 (63)	1.25							
				Fin: 1:47.47 (16)		1.93	49.01	Avg.: 91.42					
17	34	STECHERT Tobias	GER	Int1: 25.83 (13)	I1-I2: 32.91 (50)	0.34		Sp1: 126.37 (34)					
				Int2: 58.74 (40)	I2-I3: 17.23 (15)	1.63							
				Int3: 1:15.97 (26)	I3-I4: 14.05 (17)	1.90							
				Int4: 1:30.02 (24)	I4-Fin: 17.51 (9)	2.13							
				Fin: 1:47.53 (17)		1.99	50.50	Avg.: 91.36					
18	8	HEEL Werner	ITA	Int1: 26.09 (34)	I1-I2: 31.75 (8)	0.60		Sp1: 125.98 (39)					
				Int2: 57.84 (10)	I2-I3: 17.44 (30)	0.73							
				Int3: 1:15.28 (15)	I3-I4: 14.12 (24)	1.21							
				Int4: 1:29.40 (16)	I4-Fin: 18.14 (46)	1.51							
				Fin: 1:47.54 (18)		2.00	50.75	Avg.: 91.36					

PERFORMANCE ANALYSIS 1 TRAINING 2

Number of Competitors: 81

Rank	Bib	Name	Nation	Positions			Partials			Difference		Speed									
				Pos.	Time	Rank	Pos.	Time	Rank	Time	Dist(m)	Pos.	Km/h	Rank							
19	9	ZURBRIGGEN Silvan	SUI	Int1: 26.30 (59)	Int2: 58.23 (19)	Int3: 1:15.55 (19)	Int4: 1:29.82 (21)	Fin: 1:47.57 (19)	I1-I2: 31.93 (12)	I2-I3: 17.32 (21)	I3-I4: 14.27 (42)	I4-Fin: 17.75 (16)	0.81		1.12	1.48	1.93	2.03	51.50	Sp1: 127.16 (26)	Avg.: 91.33
20	4	OLSSON Hans	SWE	Int1: 25.59 (3)	Int2: 57.87 (12)	Int3: 1:15.36 (17)	Int4: 1:29.42 (17)	Fin: 1:47.62 (20)	I1-I2: 32.28 (24)	I2-I3: 17.49 (39)	I3-I4: 14.06 (18)	I4-Fin: 18.20 (52)	0.10		0.76	1.29	1.53	2.08	52.74	Sp1: 128.92 (15)	Avg.: 91.29
21	24	KOSTELIC Ivica	CRO	Int1: 26.41 (69)	Int2: 58.65 (36)	Int3: 1:15.94 (25)	Int4: 1:30.05 (25)	Fin: 1:47.70 (21)	I1-I2: 32.24 (20)	I2-I3: 17.29 (19)	I3-I4: 14.11 (23)	I4-Fin: 17.65 (14)	0.92		1.54	1.87	2.16	2.16	54.73	Sp1: 123.66 (59)	Avg.: 91.22
22	30	HUDEEC Jan	CAN	Int1: 25.66 (5)	Int2: 58.28 (21)	Int3: 1:15.56 (20)	Int4: 1:29.68 (20)	Fin: 1:47.74 (22)	I1-I2: 32.62 (40)	I2-I3: 17.28 (18)	I3-I4: 14.12 (24)	I4-Fin: 18.06 (35)	0.17		1.17	1.49	1.79	2.20	55.72	Sp1: 128.24 (19)	Avg.: 91.19
23	29	BERTRAND Yannick	FRA	Int1: 25.56 (2)	Int2: 58.70 (38)	Int3: 1:16.03 (27)	Int4: 1:30.27 (28)	Fin: 1:47.88 (23)	I1-I2: 33.14 (59)	I2-I3: 17.33 (22)	I3-I4: 14.24 (37)	I4-Fin: 17.61 (13)	0.07		1.59	1.96	2.38	2.34	59.19	Sp1: 126.24 (36)	Avg.: 91.07
24	3	JERMAN Andrej	SLO	Int1: 26.09 (34)	Int2: 58.17 (18)	Int3: 1:15.57 (21)	Int4: 1:29.82 (21)	Fin: 1:47.98 (24)	I1-I2: 32.08 (14)	I2-I3: 17.40 (26)	I3-I4: 14.25 (40)	I4-Fin: 18.16 (48)	0.60		1.06	1.50	1.93	2.44	61.67	Sp1: 128.10 (21)	Avg.: 90.98
25	37	WEIBRECHT Andrew	USA	Int1: 26.22 (48)	Int2: 58.59 (33)	Int3: 1:15.92 (24)	Int4: 1:29.67 (19)	Fin: 1:48.00 (25)	I1-I2: 32.37 (30)	I2-I3: 17.33 (22)	I3-I4: 13.75 (2)	I4-Fin: 18.33 (63)	0.73		1.48	1.85	1.78	2.46	62.16	Sp1: 127.83 (22)	Avg.: 90.97
26	48	MAPLE Wiley	USA	Int1: 26.39 (66)	Int2: 58.51 (27)	Int3: 1:15.86 (23)	Int4: 1:30.16 (26)	Fin: 1:48.01 (26)	I1-I2: 32.12 (15)	I2-I3: 17.35 (25)	I3-I4: 14.30 (45)	I4-Fin: 17.85 (20)	0.90		1.40	1.79	2.27	2.47	62.41	Sp1: 128.24 (19)	Avg.: 90.96
27	60	STRIEDINGER Otmar	AUT	Int1: 25.95 (22)	Int2: 59.02 (45)	Int3: 1:16.47 (40)	Int4: 1:29.90 (23)	Fin: 1:48.04 (27)	I1-I2: 33.07 (56)	I2-I3: 17.45 (33)	I3-I4: 13.43 (1)	I4-Fin: 18.14 (46)	0.46		1.91	2.40	2.01	2.50	63.15	Sp1: 127.70 (23)	Avg.: 90.93
28	56	POISSON David	FRA	Int1: 26.20 (47)	Int2: 59.22 (55)	Int3: 1:16.49 (43)	Int4: 1:30.51 (32)	Fin: 1:48.18 (28)	I1-I2: 33.02 (53)	I2-I3: 17.27 (17)	I3-I4: 14.02 (11)	I4-Fin: 17.67 (15)	0.71		2.11	2.42	2.62	2.64	66.60	Sp1: 124.43 (52)	Avg.: 90.82

PERFORMANCE ANALYSIS 1 TRAINING 2

Number of Competitors: 81

Rank	Bib	Name	Nation	Positions			Partials			Difference		Speed	
				Pos.	Time	Rank	Pos.	Time	Rank	Time	Dist(m)	Pos.	Km/h
29	33	LIGETY Ted	USA	Int1: 26.08 (33)			I1-I2: 32.26 (23)			0.59		Sp1: 124.94 (48)	
				Int2: 58.34 (22)			I2-I3: 17.45 (33)			1.23			
				Int3: 1:15.79 (22)			I3-I4: 14.42 (56)			1.72			
				Int4: 1:30.21 (27)			I4-Fin: 17.99 (29)			2.32			
				Fin: 1:48.20 (29)						2.66	67.09	Avg.: 90.80	
30	51	MARKIC Gasper	SLO	Int1: 25.62 (4)			I1-I2: 32.76 (43)			0.13		Sp1: 118.94 (80)	
				Int2: 58.38 (23)			I2-I3: 17.92 (74)			1.27			
				Int3: 1:16.30 (34)			I3-I4: 14.04 (14)			2.23			
				Int4: 1:30.34 (29)			I4-Fin: 18.10 (40)			2.45			
				Fin: 1:48.44 (30)						2.90	72.98	Avg.: 90.60	
31	11	THEAUX Adrien	FRA	Int1: 26.13 (38)			I1-I2: 32.52 (37)			0.64		Sp1: 128.65 (17)	
				Int2: 58.65 (36)			I2-I3: 17.47 (35)			1.54			
				Int3: 1:16.12 (30)			I3-I4: 14.34 (49)			2.05			
				Int4: 1:30.46 (31)			I4-Fin: 18.01 (30)			2.57			
				Fin: 1:48.47 (31)						2.93	73.72	Avg.: 90.57	
32	82	FORD Tommy	USA	Int1: 26.39 (66)			I1-I2: 32.20 (16)			0.90		Sp1: 123.16 (63)	
				Int2: 58.59 (33)			I2-I3: 17.85 (71)			1.48			
				Int3: 1:16.44 (39)			I3-I4: 14.17 (30)			2.37			
				Int4: 1:30.61 (35)			I4-Fin: 17.87 (22)			2.72			
				Fin: 1:48.48 (32)						2.94	73.96	Avg.: 90.56	
33	58	THOMSEN Benjamin	CAN	Int1: 26.31 (61)			I1-I2: 32.42 (33)			0.82		Sp1: 121.68 (73)	
				Int2: 58.73 (39)			I2-I3: 17.74 (63)			1.62			
				Int3: 1:16.47 (40)			I3-I4: 14.23 (34)			2.40			
				Int4: 1:30.70 (37)			I4-Fin: 17.96 (26)			2.81			
				Fin: 1:48.66 (33)						3.12	78.36	Avg.: 90.41	
34	7	HOFFMANN Ambrosi	SUI	Int1: 26.32 (63)			I1-I2: 32.22 (19)			0.83		Sp1: 130.03 (11)	
				Int2: 58.54 (30)			I2-I3: 17.52 (44)			1.43			
				Int3: 1:16.06 (28)			I3-I4: 14.56 (70)			1.99			
				Int4: 1:30.62 (36)			I4-Fin: 18.06 (35)			2.73			
				Fin: 1:48.68 (34)						3.14	78.85	Avg.: 90.40	
35	67	PRIDY Conrad	CAN	Int1: 26.51 (74)			I1-I2: 32.00 (13)			1.02		Sp1: 127.70 (23)	
				Int2: 58.51 (27)			I2-I3: 17.55 (46)			1.40			
				Int3: 1:16.06 (28)			I3-I4: 14.34 (49)			1.99			
				Int4: 1:30.40 (30)			I4-Fin: 18.30 (62)			2.51			
				Fin: 1:48.70 (35)						3.16	79.33	Avg.: 90.38	
36	10	DEFAGO Didier	SUI	Int1: 26.51 (74)			I1-I2: 32.56 (38)			1.02		Sp1: 129.89 (12)	
				Int2: 59.07 (48)			I2-I3: 17.25 (16)			1.96			
				Int3: 1:16.32 (36)			I3-I4: 14.28 (43)			2.25			
				Int4: 1:30.60 (34)			I4-Fin: 18.12 (42)			2.71			
				Fin: 1:48.72 (36)						3.18	79.82	Avg.: 90.36	
37	2	GISIN Marc	SUI	Int1: 25.95 (22)			I1-I2: 33.02 (53)			0.46		Sp1: 120.59 (76)	
				Int2: 58.97 (43)			I2-I3: 17.51 (42)			1.86			
				Int3: 1:16.48 (42)			I3-I4: 14.24 (37)			2.41			
				Int4: 1:30.72 (38)			I4-Fin: 18.04 (32)			2.83			
				Fin: 1:48.76 (37)						3.22	80.80	Avg.: 90.33	
38	50	ROMAR Andreas	FIN	Int1: 26.00 (28)			I1-I2: 33.35 (68)			0.51		Sp1: 124.04 (56)	
				Int2: 59.35 (63)			I2-I3: 17.44 (30)			2.24			
				Int3: 1:16.79 (57)			I3-I4: 14.14 (27)			2.72			
				Int4: 1:30.93 (48)			I4-Fin: 17.86 (21)			3.04			
				Fin: 1:48.79 (38)						3.25	81.53	Avg.: 90.31	

PERFORMANCE ANALYSIS 1 TRAINING 2

Number of Competitors: 81

Rank	Bib	Name	Nation	Positions			Partials			Difference		Speed	
				Pos.	Time	Rank	Pos.	Time	Rank	Time	Dist(m)	Pos.	Km/h
39	39	GANONG Travis	USA	Int1: 26.25 (49) Int2: 59.48 (69) Int3: 1:16.98 (63) Int4: 1:30.78 (42) Fin: 1:48.82 (39)	I1-I2: 33.23 (61) I2-I3: 17.50 (41) I3-I4: 13.80 (3) I4-Fin: 18.04 (32)	0.76 2.37 2.91 2.89 3.28	82.26	Spt1: 125.20 (44) Avg.: 90.28					
40	35	FISHER Erik	USA	Int1: 25.97 (25) Int2: 59.26 (57) Int3: 1:16.67 (52) Int4: 1:30.89 (45) Fin: 1:48.84 (40)	I1-I2: 33.29 (63) I2-I3: 17.41 (27) I3-I4: 14.22 (33) I4-Fin: 17.95 (24)	0.48 2.15 2.60 3.00 3.30	82.74	Spt1: 128.78 (16) Avg.: 90.26					
41	65	GRUENENFELDER Tobias	SUI	Int1: 26.27 (53) Int2: 58.78 (41) Int3: 1:16.58 (45) Int4: 1:30.90 (47) Fin: 1:48.87 (41)	I1-I2: 32.51 (36) I2-I3: 17.80 (65) I3-I4: 14.32 (48) I4-Fin: 17.97 (27)	0.78 1.67 2.51 3.01 3.33	83.47	Spt1: 124.04 (56) Avg.: 90.24					
42	59	BIESEMEYER Thomas	USA	Int1: 26.11 (36) Int2: 58.44 (24) Int3: 1:16.18 (31) Int4: 1:30.53 (33) Fin: 1:48.89 (42)	I1-I2: 32.33 (28) I2-I3: 17.74 (63) I3-I4: 14.35 (52) I4-Fin: 18.36 (66)	0.62 1.33 2.11 2.64 3.35	83.96	Spt1: 124.17 (53) Avg.: 90.22					
43	62	KLINE Bostjan	SLO	Int1: 26.15 (25) Int2: 58.45 (42) Int3: 1:16.35 (38) Int4: 1:30.94 (49) Fin: 1:48.91 (43)	I1-I2: 32.30 (25) I2-I3: 17.90 (73) I3-I4: 14.59 (73) I4-Fin: 17.97 (27)	0.66 1.34 2.28 3.05 3.37	84.44	Spt1: 119.88 (78) Avg.: 90.21					
43	46	KROELL Johannes	AUT	Int1: 26.46 (72) Int2: 59.31 (59) Int3: 1:16.60 (47) Int4: 1:30.75 (41) Fin: 1:48.91 (43)	I1-I2: 32.85 (47) I2-I3: 17.29 (19) I3-I4: 14.15 (28) I4-Fin: 18.16 (48)	0.97 2.20 2.53 2.86 3.37	84.44	Spt1: 130.87 (8) Avg.: 90.21					
45	73	MERMILLOD BLONDIN T.	FRA	Int1: 26.66 (78) Int2: 59.12 (51) Int3: 1:16.83 (60) Int4: 1:30.82 (43) Fin: 1:48.95 (45)	I1-I2: 32.46 (35) I2-I3: 17.71 (58) I3-I4: 13.99 (9) I4-Fin: 18.13 (45)	1.17 2.01 2.76 2.93 3.41	85.41	Spt1: 123.79 (58) Avg.: 90.17					
46	71	KRIZAJ Andrej	SLO	Int1: 25.88 (17) Int2: 58.24 (20) Int3: 1:16.25 (32) Int4: 1:30.74 (39) Fin: 1:49.00 (46)	I1-I2: 32.36 (29) I2-I3: 18.01 (78) I3-I4: 14.49 (68) I4-Fin: 18.26 (56)	0.39 1.13 2.18 2.85 3.46	86.63	Spt1: 121.92 (71) Avg.: 90.13					
47	26	KEPPLER Stephan	GER	Int1: 26.26 (51) Int2: 59.33 (60) Int3: 1:16.80 (58) Int4: 1:31.23 (60) Fin: 1:49.03 (47)	I1-I2: 33.07 (56) I2-I3: 17.47 (35) I3-I4: 14.43 (57) I4-Fin: 17.80 (18)	0.77 2.22 2.73 3.34 3.49	87.35	Spt1: 127.16 (26) Avg.: 90.11					
48	44	LUEOEND Vitus	SUI	Int1: 26.19 (45) Int2: 59.01 (44) Int3: 1:16.69 (53) Int4: 1:31.12 (55) Fin: 1:49.07 (48)	I1-I2: 32.82 (45) I2-I3: 17.68 (53) I3-I4: 14.43 (57) I4-Fin: 17.95 (24)	0.70 1.90 2.62 3.23 3.53	88.32	Spt1: 125.33 (42) Avg.: 90.07					

PERFORMANCE ANALYSIS 1 TRAINING 2

Number of Competitors: 81

Rank	Bib	Name	Nation	Positions			Partials			Difference		Speed	
				Pos.	Time	Rank	Pos.	Time	Rank	Time	Dist(m)	Pos.	Km/h
49	63	KLOTZ Siegmarr	ITA	Int1: 25.85 (14)			I1-I2: 32.70 (41)			0.36		Sp1: 121.92 (71)	
				Int2: 58.55 (31)			I2-I3: 17.73 (59)			1.44			
				Int3: 1:16.28 (33)			I3-I4: 14.46 (64)			2.21			
				Int4: 1:30.74 (39)			I4-Fin: 18.40 (70)			2.85			
				Fin: 1:49.14 (49)						3.60	90.02	Avg.: 90.02	
50	6	PUCHNER Joachim	AUT	Int1: 25.96 (24)			I1-I2: 33.31 (64)			0.47		Sp1: 127.03 (29)	
				Int2: 59.27 (58)			I2-I3: 17.33 (22)			2.16			
				Int3: 1:16.60 (47)			I3-I4: 14.38 (54)			2.53			
				Int4: 1:30.98 (50)			I4-Fin: 18.19 (51)			3.09			
				Fin: 1:49.17 (50)						3.63	90.74	Avg.: 89.99	
51	43	SANDER Andreas	GER	Int1: 26.01 (29)			I1-I2: 33.33 (65)			0.52		Sp1: 122.91 (66)	
				Int2: 59.34 (62)			I2-I3: 17.43 (28)			2.23			
				Int3: 1:16.77 (55)			I3-I4: 14.31 (47)			2.70			
				Int4: 1:31.08 (53)			I4-Fin: 18.12 (42)			3.19			
				Fin: 1:49.20 (51)						3.66	91.47	Avg.: 89.97	
52	81	TARBERRY Ace	USA	Int1: 26.36 (65)			I1-I2: 32.73 (42)			0.87		Sp1: 124.17 (53)	
				Int2: 59.09 (50)			I2-I3: 17.68 (53)			1.98			
				Int3: 1:16.77 (55)			I3-I4: 14.26 (41)			2.70			
				Int4: 1:31.03 (52)			I4-Fin: 18.22 (53)			3.14			
				Fin: 1:49.25 (52)						3.71	92.67	Avg.: 89.93	
53	70	COCHRAN-SIEGLE Ryan	USA	Int1: 26.25 (49)			I1-I2: 32.99 (52)			0.76		Sp1: 123.66 (59)	
				Int2: 59.24 (56)			I2-I3: 17.68 (53)			2.13			
				Int3: 1:16.92 (62)			I3-I4: 14.30 (45)			2.85			
				Int4: 1:31.22 (59)			I4-Fin: 18.09 (38)			3.33			
				Fin: 1:49.31 (53)						3.77	94.12	Avg.: 89.88	
54	47	JAERBYN Patrik	SWE	Int1: 26.19 (45)			I1-I2: 32.86 (48)			0.70		Sp1: 129.20 (14)	
				Int2: 59.05 (46)			I2-I3: 17.61 (48)			1.94			
				Int3: 1:16.66 (51)			I3-I4: 14.46 (64)			2.59			
				Int4: 1:31.12 (55)			I4-Fin: 18.27 (58)			3.23			
				Fin: 1:49.39 (54)						3.85	96.05	Avg.: 89.81	
54	25	PARIS Dominik	ITA	Int1: 26.33 (64)			I1-I2: 32.84 (46)			0.84		Sp1: 126.37 (34)	
				Int2: 59.17 (53)			I2-I3: 17.48 (37)			2.06			
				Int3: 1:16.65 (50)			I3-I4: 14.63 (74)			2.58			
				Int4: 1:31.28 (61)			I4-Fin: 18.11 (41)			3.39			
				Fin: 1:49.39 (54)						3.85	96.05	Avg.: 89.81	
56	54	COOK Dustin	CAN	Int1: 26.27 (53)			I1-I2: 32.24 (20)			0.78		Sp1: 120.35 (77)	
				Int2: 58.51 (27)			I2-I3: 18.35 (81)			1.40			
				Int3: 1:16.86 (61)			I3-I4: 14.34 (49)			2.79			
				Int4: 1:31.20 (58)			I4-Fin: 18.27 (58)			3.31			
				Fin: 1:49.47 (56)						3.93	97.97	Avg.: 89.75	
57	77	PINTURAUULT Alexis	FRA	Int1: 26.17 (43)			I1-I2: 32.90 (49)			0.68		Sp1: 125.46 (40)	
				Int2: 59.07 (48)			I2-I3: 17.52 (44)			1.96			
				Int3: 1:16.59 (46)			I3-I4: 14.23 (34)			2.52			
				Int4: 1:30.82 (43)			I4-Fin: 18.69 (77)			2.93			
				Fin: 1:49.51 (57)						3.97	98.93	Avg.: 89.71	
58	38	SULLIVAN Marco	USA	Int1: 26.18 (44)			I1-I2: 33.25 (62)			0.69		Sp1: 127.43 (25)	
				Int2: 59.43 (67)			I2-I3: 17.66 (51)			2.32			
				Int3: 1:17.09 (67)			I3-I4: 14.23 (34)			3.02			
				Int4: 1:31.32 (63)			I4-Fin: 18.23 (54)			3.43			
				Fin: 1:49.55 (58)						4.01	99.89	Avg.: 89.68	

PERFORMANCE ANALYSIS 1 TRAINING 2

Number of Competitors: 81

Rank	Bib	Name	Nation	Positions			Partials			Difference		Speed	
				Pos.	Time	Rank	Pos.	Time	Rank	Time	Dist(m)	Pos.	Km/h
59	68	MAYER Matthias	AUT	Int1:			I1-I2:					Sp1:	122.54 (69)
				Int2:	59.60 (71)		I2-I3:	17.84 (69)	2.49				
				Int3:	1:17.44 (71)		I3-I4:	14.08 (19)	3.37				
				Int4:	1:31.52 (67)		I4-Fin:	18.05 (34)	3.63				
				Fin:	1:49.57 (59)				4.03	100.37		Avg.:	89.66
60	49	CASSE Mattia	ITA	Int1:	25.99 (27)		I1-I2:	32.59 (39)	0.50			Sp1:	119.29 (79)
				Int2:	58.58 (32)		I2-I3:	17.73 (59)	1.47				
				Int3:	1:16.31 (35)		I3-I4:	14.68 (76)	2.24				
				Int4:	1:30.99 (51)		I4-Fin:	18.61 (75)	3.10				
				Fin:	1:49.60 (60)				4.06	101.09		Avg.:	89.64
61	74	VILETTA Sandro	SUI	Int1:	26.71 (79)		I1-I2:	32.45 (34)	1.22			Sp1:	122.42 (70)
				Int2:	59.16 (52)		I2-I3:	17.65 (49)	2.05				
				Int3:	1:16.81 (59)		I3-I4:	14.56 (70)	2.74				
				Int4:	1:31.37 (65)		I4-Fin:	18.25 (55)	3.48				
				Fin:	1:49.62 (61)				4.08	101.57		Avg.:	89.62
62	32	RAICH Benjamin	AUT	Int1:	26.43 (70)		I1-I2:	32.21 (18)	0.94			Sp1:	125.46 (40)
				Int2:	58.64 (35)		I2-I3:	17.70 (57)	1.53				
				Int3:	1:16.34 (37)		I3-I4:	14.55 (69)	2.27				
				Int4:	1:30.89 (45)		I4-Fin:	18.74 (80)	3.00				
				Fin:	1:49.63 (62)				4.09	101.81		Avg.:	89.61
63	21	SPORN Andrej	SLO	Int1:	25.92 (20)		I1-I2:	33.44 (72)	0.43			Sp1:	126.90 (30)
				Int2:	59.36 (64)		I2-I3:	17.65 (49)	2.25				
				Int3:	1:17.01 (64)		I3-I4:	14.13 (26)	2.94				
				Int4:	1:31.14 (57)		I4-Fin:	18.50 (71)	3.25				
				Fin:	1:49.64 (63)				4.10	102.05		Avg.:	89.61
64	14	BAUMANN Romed	AUT	Int1:	25.85 (14)		I1-I2:	33.34 (67)	0.36			Sp1:	131.15 (7)
				Int2:	59.19 (54)		I2-I3:	17.43 (28)	2.08				
				Int3:	1:16.62 (49)		I3-I4:	14.70 (78)	2.55				
				Int4:	1:31.32 (63)		I4-Fin:	18.36 (66)	3.43				
				Fin:	1:49.68 (64)				4.14	103.01		Avg.:	89.57
65	52	ZRNCIC-DIM Natko	CRO	Int1:	26.28 (57)		I1-I2:	33.33 (65)	0.79			Sp1:	126.24 (36)
				Int2:	59.61 (72)		I2-I3:	17.44 (30)	2.50				
				Int3:	1:17.05 (65)		I3-I4:	14.04 (14)	2.98				
				Int4:	1:31.09 (54)		I4-Fin:	18.61 (75)	3.20				
				Fin:	1:49.70 (65)				4.16	103.49		Avg.:	89.56
66	53	FERSTL Josef	GER	Int1:	26.14 (39)		I1-I2:	32.92 (51)	0.65			Sp1:	125.20 (44)
				Int2:	59.06 (47)		I2-I3:	17.49 (39)	1.95				
				Int3:	1:16.55 (44)		I3-I4:	14.93 (81)	2.48				
				Int4:	1:31.48 (66)		I4-Fin:	18.26 (56)	3.59				
				Fin:	1:49.74 (66)				4.20	104.45		Avg.:	89.52
67	55	PATSCHIEDER Hagen	ITA	Int1:	26.48 (73)		I1-I2:	33.08 (58)	0.99			Sp1:	122.91 (66)
				Int2:	59.56 (70)		I2-I3:	17.51 (42)	2.45				
				Int3:	1:17.07 (66)		I3-I4:	14.45 (63)	3.00				
				Int4:	1:31.52 (67)		I4-Fin:	18.28 (60)	3.63				
				Fin:	1:49.80 (67)				4.26	105.88		Avg.:	89.48
68	72	STAUDACHER Patrick	ITA	Int1:	26.01 (29)		I1-I2:	32.78 (44)	0.52			Sp1:	123.54 (62)
				Int2:	58.79 (42)		I2-I3:	17.94 (77)	1.68				
				Int3:	1:16.73 (54)		I3-I4:	14.58 (72)	2.66				
				Int4:	1:31.31 (62)		I4-Fin:	18.58 (74)	3.42				
				Fin:	1:49.89 (68)				4.35	108.03		Avg.:	89.40

PERFORMANCE ANALYSIS 1 TRAINING 2

Number of Competitors: 81

Rank	Bib	Name	Nation	Positions			Partials			Difference		Speed						
				Pos.	Time	Rank	Pos.	Time	Rank	Time	Dist(m)	Pos.	Km/h	Rank				
69	76	SEMPLE Ryan	CAN	Int1: 26.27 (53)	Int2: 59.41 (65)	Int3: 1:17.24 (69)	I1-I2: 33.14 (59)	I2-I3: 17.83 (67)	I3-I4: 14.65 (75)	I4-Fin: 18.12 (42)	0.78	2.30	3.17	4.00	4.47	110.89	Sp1: 124.17 (53)	Avg.: 89.30
70	83	BJERKESTRAND Iver	NOR	Int1: 25.93 (21)	Int2: 59.41 (65)	Int3: 1:17.14 (68)	I1-I2: 33.48 (75)	I2-I3: 17.73 (59)	I3-I4: 14.44 (62)	I4-Fin: 18.54 (73)	0.44	2.30	3.07	3.69	4.58	113.50	Sp1: 123.04 (65)	Avg.: 89.22
71	45	FRANZ Max	AUT	Int1: 26.04 (32)	Int2: 59.46 (68)	Int3: 1:17.30 (70)	I1-I2: 33.42 (71)	I2-I3: 17.84 (69)	I3-I4: 14.84 (80)	I4-Fin: 18.01 (30)	0.55	2.35	3.23	4.25	4.61	114.21	Sp1: 132.15 (4)	Avg.: 89.19
71	41	ALBRECHT Daniel	SUI	Int1: 26.53 (76)	Int2: 59.94 (76)	Int3: 1:17.61 (75)	I1-I2: 33.41 (70)	I2-I3: 17.67 (52)	I3-I4: 14.46 (64)	I4-Fin: 18.08 (37)	1.04	2.83	3.54	4.18	4.61	114.21	Sp1: 128.65 (17)	Avg.: 89.19
73	40	KRAMER Manuel	AUT	Int1: 26.30 (59)	Int2: 59.81 (75)	Int3: 1:17.49 (73)	I1-I2: 33.51 (76)	I2-I3: 17.68 (53)	I3-I4: 14.43 (57)	I4-Fin: 18.34 (65)	0.81	2.70	3.42	4.03	4.72	116.82	Sp1: 123.16 (63)	Avg.: 89.10
74	80	JITLOFF Tim	USA	Int1: 26.28 (57)	Int2: 59.75 (74)	Int3: 1:17.82 (76)	I1-I2: 33.47 (74)	I2-I3: 18.07 (79)	I3-I4: 14.28 (43)	I4-Fin: 18.28 (60)	0.79	2.64	3.75	4.21	4.84	119.66	Sp1: 122.91 (66)	Avg.: 89.01
75	57	PERKO Rok	SLO	Int1: 26.45 (71)	Int2: 1:00.14 (78)	Int3: 1:17.87 (77)	I1-I2: 33.69 (79)	I2-I3: 17.73 (59)	I3-I4: 14.43 (57)	I4-Fin: 18.18 (50)	0.96	3.03	3.80	4.41	4.94	122.02	Sp1: 125.07 (47)	Avg.: 88.92
76	78	BALDWIN TJ	GBR	Int1: 26.40 (68)	Int2: 1:00.03 (77)	Int3: 1:17.95 (78)	I1-I2: 33.63 (77)	I2-I3: 17.92 (74)	I3-I4: 14.36 (53)	I4-Fin: 18.36 (66)	0.91	2.92	3.88	4.42	5.13	126.50	Sp1: 123.66 (59)	Avg.: 88.77
77	64	HELIE Louis-Pierre	CAN	Int1: 26.27 (53)	Int2: 59.62 (73)	Int3: 1:17.44 (71)	I1-I2: 33.35 (68)	I2-I3: 17.82 (66)	I3-I4: 14.18 (32)	I4-Fin: 19.08 (81)	0.78	2.51	3.37	3.73	5.16	127.21	Sp1: 121.56 (74)	Avg.: 88.75
78	79	FRISCH Jeffrey	CAN	Int1: 26.31 (61)	Int2: 59.33 (60)	Int3: 1:17.49 (73)	I1-I2: 33.02 (53)	I2-I3: 18.16 (80)	I3-I4: 14.69 (77)	I4-Fin: 18.70 (78)	0.82	2.22	3.42	4.29	5.34	131.43	Sp1: 124.55 (51)	Avg.: 88.60

PERFORMANCE ANALYSIS 1 TRAINING 2

Number of Competitors: 81

Rank	Bib	Name	Nation	Positions			Partials			Difference		Speed		
				Pos.	Time	Rank	Pos.	Time	Rank	Time	Dist(m)	Pos.	Km/h	Rank
79	66	PICHOT Sebastien	FRA	Int1:	26.74	(80)	I1-I2:	33.44	(72)	1.25		Sp1:	124.94	(48)
				Int2:	1:00.18	(79)	I2-I3:	17.83	(67)	3.07				
				Int3:	1:18.01	(79)	I3-I4:	14.43	(57)	3.94				
				Int4:	1:32.44	(79)	I4-Fin:	18.71	(79)	4.55				
				Fin:	1:51.15	(79)				5.61	137.74	Avg.:	88.39	
80	75	CRAWFORD Douglas	GBR	Int1:	26.59	(77)	I1-I2:	33.64	(78)	1.10		Sp1:	125.33	(42)
				Int2:	1:00.23	(80)	I2-I3:	17.92	(74)	3.12				
				Int3:	1:18.15	(80)	I3-I4:	14.71	(79)	4.08				
				Int4:	1:32.86	(81)	I4-Fin:	18.39	(69)	4.97				
				Fin:	1:51.25	(80)				5.71	140.07	Avg.:	88.31	
81	61	HALBERT Kelby	CAN	Int1:	26.14	(39)	I1-I2:	34.35	(80)	0.65		Sp1:	125.20	(44)
				Int2:	1:00.49	(81)	I2-I3:	17.87	(72)	3.38				
				Int3:	1:18.36	(81)	I3-I4:	14.47	(67)	4.29				
				Int4:	1:32.83	(80)	I4-Fin:	18.52	(72)	4.94				
				Fin:	1:51.35	(81)				5.81	142.39	Avg.:	88.23	

LEGEND

Pos Intermediate or Speed Position **Int1:** Intermediate 1 **Int3:** Intermediate 3 **Sp1:** Speed Trap 1
Avg. Average Speed for the race **Int2:** Intermediate 2 **Int4:** Intermediate 4 **Fin:** Finish
Dist(m) Distance behind the first



BIRDS OF PREY



NORTH AMERICA'S DOWNHILL
BEAVER CREEK, COLORADO
MEN'S DOWNHILL, SUPER-G & GIANT SLALOM
DECEMBER 2-4, 2011



Audi
FIS Ski World Cup



Audi
FIS Ski World Cup

AUDI FIS ALPINE SKI WORLD CUP 2011/12
Beaver Creek (USA)



FIS
SKI WORLD CUP

2nd MEN'S DOWNHILL

WED 30 NOV 2011

PERFORMANCE ANALYSIS 2 TRAINING 2

Number of Competitors: 84

Bib	Name	Nation	Positions			Partials			Difference		Speed								
			Pos.	Time	Rank	Pos.	Time	Rank	Time	Dist(m)	Pos.	Km/h	Rank						
1	FILL Peter	ITA	Int1: 25.88 (17)	Int2: 57.44 (4)	Int3: 1:15.04 (10)	Int4: 1:29.14 (12)	Fin: 1:47.47 (16)	I1-I2: 31.56 (5)	I2-I3: 17.60 (47)	I3-I4: 14.10 (22)	I4-Fin: 18.33 (63)	0.39	0.33	0.97	1.25	1.93	49.01	Sp1: 120.83 (76)	Avg.: 91.42
2	GISIN Marc	SUI	Int1: 25.95 (22)	Int2: 58.97 (44)	Int3: 1:16.48 (42)	Int4: 1:30.72 (38)	Fin: 1:48.76 (37)	I1-I2: 33.02 (54)	I2-I3: 17.51 (42)	I3-I4: 14.24 (37)	I4-Fin: 18.04 (32)	0.46	1.86	2.41	2.83	3.22	80.80	Sp1: 120.59 (77)	Avg.: 90.33
3	JERMAN Andrej	SLO	Int1: 26.09 (34)	Int2: 58.17 (18)	Int3: 1:15.57 (21)	Int4: 1:29.82 (21)	Fin: 1:47.98 (24)	I1-I2: 32.08 (14)	I2-I3: 17.40 (26)	I3-I4: 14.25 (40)	I4-Fin: 18.16 (48)	0.60	1.06	1.50	1.93	2.44	61.67	Sp1: 128.10 (22)	Avg.: 90.98
4	OLSSON Hans	SWE	Int1: 25.59 (3)	Int2: 57.87 (12)	Int3: 1:15.36 (17)	Int4: 1:29.42 (17)	Fin: 1:47.62 (20)	I1-I2: 32.28 (25)	I2-I3: 17.49 (39)	I3-I4: 14.06 (18)	I4-Fin: 18.20 (52)	0.10	0.76	1.29	1.53	2.08	52.74	Sp1: 128.92 (16)	Avg.: 91.29
5	STREITBERGER Georg	AUT	Int1: 25.82 (12)	Int2: 57.70 (9)	Int3: 1:14.72 (8)	Int4: 1:29.10 (11)	Fin: 1:46.97 (13)	I1-I2: 31.88 (11)	I2-I3: 17.02 (8)	I3-I4: 14.38 (54)	I4-Fin: 17.87 (22)	0.33	0.59	0.65	1.21	1.43	36.48	Sp1:	Avg.: 91.84
6	PUCHNER Joachim	AUT	Int1: 25.96 (24)	Int2: 59.27 (59)	Int3: 1:16.60 (47)	Int4: 1:30.98 (50)	Fin: 1:49.17 (50)	I1-I2: 33.31 (65)	I2-I3: 17.33 (22)	I3-I4: 14.38 (54)	I4-Fin: 18.19 (51)	0.47	2.16	2.53	3.09	3.63	90.74	Sp1: 127.03 (30)	Avg.: 89.99
7	HOFFMANN Ambrosi	SUI	Int1: 26.32 (64)	Int2: 58.54 (31)	Int3: 1:16.06 (28)	Int4: 1:30.62 (36)	Fin: 1:48.68 (34)	I1-I2: 32.22 (20)	I2-I3: 17.52 (44)	I3-I4: 14.56 (70)	I4-Fin: 18.06 (35)	0.83	1.43	1.99	2.73	3.14	78.85	Sp1: 130.03 (12)	Avg.: 90.40
8	HEEL Werner	ITA	Int1: 26.09 (34)	Int2: 57.84 (10)	Int3: 1:15.28 (15)	Int4: 1:29.40 (16)	Fin: 1:47.54 (18)	I1-I2: 31.75 (8)	I2-I3: 17.44 (30)	I3-I4: 14.12 (24)	I4-Fin: 18.14 (46)	0.60	0.73	1.21	1.51	2.00	50.75	Sp1: 125.98 (40)	Avg.: 91.36



PERFORMANCE ANALYSIS 2 TRAINING 2

Number of Competitors: 84

Bib	Name	Nation	Positions			Partials			Difference		Speed								
			Pos.	Time	Rank	Pos.	Time	Rank	Time	Dist(m)	Pos.	Km/h	Rank						
9	ZURBRIGGEN Silvan	SUI	Int1: 26.30 (60)	Int2: 58.23 (19)	Int3: 1:15.55 (19)	Int4: 1:29.82 (21)	Fin: 1:47.57 (19)	I1-I2: 31.93 (12)	I2-I3: 17.32 (21)	I3-I4: 14.27 (42)	I4-Fin: 17.75 (16)	0.81	1.12	1.48	1.93	2.03	51.50	Sp1: 127.16 (27)	Avg.: 91.33
10	DEFAGO Didier	SUI	Int1: 26.51 (75)	Int2: 59.07 (49)	Int3: 1:16.32 (36)	Int4: 1:30.60 (34)	Fin: 1:48.72 (36)	I1-I2: 32.56 (39)	I2-I3: 17.25 (16)	I3-I4: 14.28 (43)	I4-Fin: 18.12 (42)	1.02	1.96	2.25	2.71	3.18	79.82	Sp1: 129.89 (13)	Avg.: 90.36
11	THEAUX Adrien	FRA	Int1: 26.13 (38)	Int2: 58.65 (37)	Int3: 1:16.12 (30)	Int4: 1:30.46 (31)	Fin: 1:48.47 (31)	I1-I2: 32.52 (38)	I2-I3: 17.47 (35)	I3-I4: 14.34 (49)	I4-Fin: 18.01 (30)	0.64	1.54	2.05	2.57	2.93	73.72	Sp1: 128.65 (18)	Avg.: 90.57
12	KROELL Klaus	AUT	Int1: 25.74 (7)	Int2: 57.94 (14)	Int3: 1:14.69 (7)	Int4: 1:28.77 (7)	Fin: 1:46.00 (5)	I1-I2: 32.20 (16)	I2-I3: 16.75 (1)	I3-I4: 14.08 (19)	I4-Fin: 17.23 (2)	0.25	0.83	0.62	0.88	0.46	11.84	Sp1: 131.72 (6)	Avg.: 92.68
13	GUAY Erik	CAN	Int1: 25.89 (19)	Int2: 57.69 (8)	Int3: 1:15.17 (13)	Int4: 1:29.33 (14)	Fin: 1:47.15 (14)	I1-I2: 31.80 (9)	I2-I3: 17.48 (37)	I3-I4: 14.16 (29)	I4-Fin: 17.82 (19)	0.40	0.58	1.10	1.44	1.61	41.01	Sp1: 126.50 (34)	Avg.: 91.69
14	BAUMANN Romed	AUT	Int1: 25.85 (14)	Int2: 59.19 (55)	Int3: 1:16.62 (49)	Int4: 1:31.32 (63)	Fin: 1:49.68 (64)	I1-I2: 33.34 (68)	I2-I3: 17.43 (28)	I3-I4: 14.70 (78)	I4-Fin: 18.36 (66)	0.36	2.08	2.55	3.43	4.14	103.01	Sp1: 131.15 (8)	Avg.: 89.57
15	SVINDAL Aksel Lund	NOR	Int1: 25.49 (1)	Int2: 57.86 (11)	Int3: 1:15.04 (10)	Int4: 1:29.08 (10)	Fin: 1:46.55 (9)	I1-I2: 32.37 (31)	I2-I3: 17.18 (14)	I3-I4: 14.04 (14)	I4-Fin: 17.47 (6)	0.00	0.75	0.97	1.19	1.01	25.87	Sp1: 129.75 (14)	Avg.: 92.20
16	CUCHE Didier	SUI	Int1: 26.02 (31)	Int2: 57.45 (5)	Int3: 1:14.37 (2)	Int4: 1:28.39 (4)	Fin: 1:45.54 (1)	I1-I2: 31.43 (3)	I2-I3: 16.92 (2)	I3-I4: 14.02 (11)	I4-Fin: 17.15 (1)	0.53	0.34	0.30	0.50	0.00	0.00	Sp1: 134.50 (1)	Avg.: 93.09
17	MILLER Bode	USA	Int1: 26.12 (37)	Int2: 57.36 (2)	Int3: 1:14.40 (3)	Int4: 1:28.38 (3)	Fin: 1:45.80 (4)	I1-I2: 31.24 (1)	I2-I3: 17.04 (9)	I3-I4: 13.98 (8)	I4-Fin: 17.42 (5)	0.63	0.25	0.33	0.49	0.26	6.71	Sp1: 130.31 (11)	Avg.: 92.86
18	FEUZ Beat	SUI	Int1: 26.14 (39)	Int2: 58.46 (26)	Int3: 1:15.47 (18)	Int4: 1:29.43 (18)	Fin: 1:46.79 (11)	I1-I2: 32.32 (28)	I2-I3: 17.01 (7)	I3-I4: 13.96 (7)	I4-Fin: 17.36 (4)	0.65	1.35	1.40	1.54	1.25	31.94	Sp1: 126.24 (37)	Avg.: 92.00

PERFORMANCE ANALYSIS 2 TRAINING 2

Number of Competitors: 84

Bib	Name	Nation	Positions			Partials			Difference		Speed		
			Pos.	Time	Rank	Pos.	Time	Rank	Time	Dist(m)	Pos.	Km/h	Rank
19	INNERHOFER Christof	ITA	Int1: 25.98 (26)			I1-I2: 31.55 (4)			0.49		Sp1: 130.45 (10)		
			Int2: 57.53 (7)			I2-I3: 16.92 (2)			0.42				
			Int3: 1:14.45 (4)			I3-I4: 13.84 (5)			0.38				
			Int4: 1:28.29 (2)			I4-Fin: 17.35 (3)			0.40				
			Fin: 1:45.64 (2)						0.10	2.58	Avg.: 93.00		
20	JANKA Carlo	SUI	Int1: 26.26 (52)			I1-I2: 31.87 (10)			0.77		Sp1: 127.16 (27)		
			Int2: 58.13 (16)			I2-I3: 17.07 (12)			1.02				
			Int3: 1:15.20 (14)			I3-I4: 14.01 (10)			1.13				
			Int4: 1:29.21 (13)			I4-Fin: 18.09 (38)			1.32				
			Fin: 1:47.30 (15)						1.76	44.76	Avg.: 91.56		
21	SPORN Andrej	SLO	Int1: 25.92 (20)			I1-I2: 33.44 (73)			0.43		Sp1: 126.90 (31)		
			Int2: 59.36 (65)			I2-I3: 17.65 (49)			2.25				
			Int3: 1:17.01 (64)			I3-I4: 14.13 (26)			2.94				
			Int4: 1:31.14 (57)			I4-Fin: 18.50 (71)			3.25				
			Fin: 1:49.64 (63)						4.10	102.05	Avg.: 89.61		
22	CLAREY Johan	FRA	Int1: 25.77 (8)			I1-I2: 32.31 (27)			0.28		Sp1: 131.72 (6)		
			Int2: 58.08 (15)			I2-I3: 16.98 (5)			0.97				
			Int3: 1:15.06 (12)			I3-I4: 13.89 (6)			0.99				
			Int4: 1:28.95 (8)			I4-Fin: 17.55 (10)			1.06				
			Fin: 1:46.50 (8)						0.96	24.60	Avg.: 92.25		
23	KUENG Patrick	SUI	Int1: 25.78 (9)			I1-I2: 32.38 (33)			0.29		Sp1: 126.63 (33)		
			Int2: 58.16 (17)			I2-I3: 17.17 (13)			1.05				
			Int3: 1:15.33 (16)			I3-I4: 14.03 (13)			1.26				
			Int4: 1:29.36 (15)			I4-Fin: 17.57 (12)			1.47				
			Fin: 1:46.93 (12)						1.39	35.47	Avg.: 91.88		
24	KOSTELIC Ivica	CRO	Int1: 26.41 (70)			I1-I2: 32.24 (21)			0.92		Sp1: 123.66 (60)		
			Int2: 58.65 (37)			I2-I3: 17.29 (19)			1.54				
			Int3: 1:15.94 (25)			I3-I4: 14.11 (23)			1.87				
			Int4: 1:30.05 (25)			I4-Fin: 17.65 (14)			2.16				
			Fin: 1:47.70 (21)						2.16	54.73	Avg.: 91.22		
25	PARIS Dominik	ITA	Int1: 26.33 (65)			I1-I2: 32.84 (47)			0.84		Sp1: 126.37 (35)		
			Int2: 59.17 (54)			I2-I3: 17.48 (37)			2.06				
			Int3: 1:16.65 (50)			I3-I4: 14.63 (74)			2.58				
			Int4: 1:31.28 (61)			I4-Fin: 18.11 (41)			3.39				
			Fin: 1:49.39 (54)						3.85	96.05	Avg.: 89.81		
26	KEPPLER Stephan	GER	Int1: 26.26 (52)			I1-I2: 33.07 (57)			0.77		Sp1: 127.16 (27)		
			Int2: 59.33 (61)			I2-I3: 17.47 (35)			2.22				
			Int3: 1:16.80 (58)			I3-I4: 14.43 (57)			2.73				
			Int4: 1:31.23 (60)			I4-Fin: 17.80 (18)			3.34				
			Fin: 1:49.03 (47)						3.49	87.35	Avg.: 90.11		
27	FAYED Guillermo	FRA	Int1: 25.68 (6)			I1-I2: 32.25 (23)			0.19		Sp1: 124.94 (49)		
			Int2: 57.93 (13)			I2-I3: 17.05 (11)			0.82				
			Int3: 1:14.98 (9)			I3-I4: 14.08 (19)			0.91				
			Int4: 1:29.06 (9)			I4-Fin: 17.50 (8)			1.17				
			Fin: 1:46.56 (10)						1.02	26.12	Avg.: 92.20		
28	REICHELTH Hannes	AUT	Int1: 25.81 (10)			I1-I2: 31.30 (2)			0.32		Sp1: 132.30 (3)		
			Int2: 57.11 (1)			I2-I3: 16.96 (4)			0.00				
			Int3: 1:14.07 (1)			I3-I4: 13.82 (4)			0.00				
			Int4: 1:27.89 (1)			I4-Fin: 17.76 (17)			0.00				
			Fin: 1:45.65 (3)						0.11	2.84	Avg.: 92.99		

PERFORMANCE ANALYSIS 2 TRAINING 2

Number of Competitors: 84

Bib	Name	Nation	Positions			Partials			Difference		Speed		
			Pos.	Time	Rank	Pos.	Time	Rank	Time	Dist(m)	Pos.	Km/h	Rank
29	BERTRAND Yannick	FRA	Int1: 25.56 (2)			I1-I2: 33.14 (60)			0.07			Sp1: 126.24 (37)	
			Int2: 58.70 (39)			I2-I3: 17.33 (22)			1.59				
			Int3: 1:16.03 (27)			I3-I4: 14.24 (37)			1.96				
			Int4: 1:30.27 (28)			I4-Fin: 17.61 (13)			2.38				
			Fin: 1:47.88 (23)						2.34	59.19		Avg.: 91.07	
30	HUDEEC Jan	CAN	Int1: 25.66 (5)			I1-I2: 32.62 (41)			0.17			Sp1: 128.24 (20)	
			Int2: 58.28 (21)			I2-I3: 17.28 (18)			1.17				
			Int3: 1:15.56 (20)			I3-I4: 14.12 (24)			1.49				
			Int4: 1:29.68 (20)			I4-Fin: 18.06 (35)			1.79				
			Fin: 1:47.74 (22)						2.20	55.72		Avg.: 91.19	
31	JANSRUD Kjetil	NOR	Int1: 25.81 (10)			I1-I2: 31.61 (6)			0.32			Sp1: 126.77 (32)	
			Int2: 57.42 (3)			I2-I3: 17.04 (9)			0.31				
			Int3: 1:14.46 (5)			I3-I4: 14.24 (37)			0.39				
			Int4: 1:28.70 (6)			I4-Fin: 17.47 (6)			0.81				
			Fin: 1:46.17 (6)						0.63	16.19		Avg.: 92.53	
32	RAICH Benjamin	AUT	Int1: 26.43 (71)			I1-I2: 32.21 (18)			0.94			Sp1: 125.46 (41)	
			Int2: 58.64 (36)			I2-I3: 17.70 (57)			1.53				
			Int3: 1:16.34 (37)			I3-I4: 14.55 (69)			2.27				
			Int4: 1:30.89 (45)			I4-Fin: 18.74 (80)			3.00				
			Fin: 1:49.63 (62)						4.09	101.81		Avg.: 89.61	
33	LIGETY Ted	USA	Int1: 26.08 (33)			I1-I2: 32.26 (24)			0.59			Sp1: 124.94 (49)	
			Int2: 58.34 (22)			I2-I3: 17.45 (33)			1.23				
			Int3: 1:15.79 (22)			I3-I4: 14.42 (56)			1.72				
			Int4: 1:30.21 (27)			I4-Fin: 17.99 (29)			2.32				
			Fin: 1:48.20 (29)						2.66	67.09		Avg.: 90.80	
34	STECHERT Tobias	GER	Int1: 25.83 (13)			I1-I2: 32.91 (51)			0.34			Sp1: 126.37 (35)	
			Int2: 58.74 (41)			I2-I3: 17.23 (15)			1.63				
			Int3: 1:15.97 (26)			I3-I4: 14.05 (17)			1.90				
			Int4: 1:30.02 (24)			I4-Fin: 17.51 (9)			2.13				
			Fin: 1:47.53 (17)						1.99	50.50		Avg.: 91.36	
35	FISHER Erik	USA	Int1: 25.97 (25)			I1-I2: 33.29 (64)			0.48			Sp1: 128.78 (17)	
			Int2: 59.26 (58)			I2-I3: 17.41 (27)			2.15				
			Int3: 1:16.67 (52)			I3-I4: 14.22 (33)			2.60				
			Int4: 1:30.89 (45)			I4-Fin: 17.95 (24)			3.00				
			Fin: 1:48.84 (40)						3.30	82.74		Avg.: 90.26	
36	DIXON Robbie	CAN	Int1: 25.86 (16)			I1-I2: 31.66 (7)			0.37			Sp1: 132.44 (2)	
			Int2: 57.52 (6)			I2-I3: 17.00 (6)			0.41				
			Int3: 1:14.52 (6)			I3-I4: 14.17 (30)			0.45				
			Int4: 1:28.69 (5)			I4-Fin: 17.56 (11)			0.80				
			Fin: 1:46.25 (7)						0.71	18.24		Avg.: 92.46	
37	WEIBRECHT Andrew	USA	Int1: 26.22 (48)			I1-I2: 32.37 (31)			0.73			Sp1: 127.83 (23)	
			Int2: 58.59 (34)			I2-I3: 17.33 (22)			1.48				
			Int3: 1:15.92 (24)			I3-I4: 13.75 (2)			1.85				
			Int4: 1:29.67 (19)			I4-Fin: 18.33 (63)			1.78				
			Fin: 1:48.00 (25)						2.46	62.16		Avg.: 90.97	
38	SULLIVAN Marco	USA	Int1: 26.18 (44)			I1-I2: 33.25 (63)			0.69			Sp1: 127.43 (26)	
			Int2: 59.43 (68)			I2-I3: 17.66 (51)			2.32				
			Int3: 1:17.09 (67)			I3-I4: 14.23 (34)			3.02				
			Int4: 1:31.32 (63)			I4-Fin: 18.23 (54)			3.43				
			Fin: 1:49.55 (58)						4.01	99.89		Avg.: 89.68	

PERFORMANCE ANALYSIS 2 TRAINING 2

Number of Competitors: 84

Bib	Name	Nation	Positions			Partials			Difference		Speed		
			Pos.	Time	Rank	Pos.	Time	Rank	Time	Dist(m)	Pos.	Km/h	Rank
39	GANONG Travis	USA	Int1:	26.25	(49)	11-12:	33.23	(62)	0.76		Sp1:	125.20	(45)
			Int2:	59.48	(70)	12-13:	17.50	(41)	2.37				
			Int3:	1:16.98	(63)	13-14:	13.80	(3)	2.91				
			Int4:	1:30.78	(42)	14-Fin:	18.04	(32)	2.89				
			Fin:	1:48.82	(39)				3.28	82.26	Avg.:	90.28	
40	KRAMER Manuel	AUT	Int1:	26.30	(60)	11-12:	33.51	(77)	0.81		Sp1:	123.16	(64)
			Int2:	59.81	(76)	12-13:	17.68	(53)	2.70				
			Int3:	1:17.49	(73)	13-14:	14.43	(57)	3.42				
			Int4:	1:31.92	(72)	14-Fin:	18.34	(65)	4.03				
			Fin:	1:50.26	(73)				4.72	116.82	Avg.:	89.10	
41	ALBRECHT Daniel	SUI	Int1:	26.53	(77)	11-12:	33.41	(71)	1.04		Sp1:	128.65	(18)
			Int2:	59.94	(77)	12-13:	17.67	(52)	2.83				
			Int3:	1:17.61	(75)	13-14:	14.46	(64)	3.54				
			Int4:	1:32.07	(73)	14-Fin:	18.08	(37)	4.18				
			Fin:	1:50.15	(71)				4.61	114.21	Avg.:	89.19	
42	MARSAGLIA Matteo	ITA	Int1:	26.25	(49)	11-12:	32.21	(18)	0.76		Sp1:	132.01	(5)
			Int2:	58.46	(26)	12-13:			1.35				
			Int3:			13-14:							
			Int4:			14-Fin:							
			Fin:	DNF							Avg.:		
43	SANDER Andreas	GER	Int1:	26.01	(29)	11-12:	33.33	(66)	0.52		Sp1:	122.91	(67)
			Int2:	59.34	(63)	12-13:	17.43	(28)	2.23				
			Int3:	1:16.77	(55)	13-14:	14.31	(47)	2.70				
			Int4:	1:31.08	(53)	14-Fin:	18.12	(42)	3.19				
			Fin:	1:49.20	(51)				3.66	91.47	Avg.:	89.97	
44	LUEOEND Vitus	SUI	Int1:	26.19	(45)	11-12:	32.82	(46)	0.70		Sp1:	125.33	(43)
			Int2:	59.01	(45)	12-13:	17.68	(53)	1.90				
			Int3:	1:16.69	(53)	13-14:	14.43	(57)	2.62				
			Int4:	1:31.12	(55)	14-Fin:	17.95	(24)	3.23				
			Fin:	1:49.07	(48)				3.53	88.32	Avg.:	90.07	
45	FRANZ Max	AUT	Int1:	26.04	(32)	11-12:	33.42	(72)	0.55		Sp1:	132.15	(4)
			Int2:	59.46	(69)	12-13:	17.84	(69)	2.35				
			Int3:	1:17.30	(70)	13-14:	14.84	(80)	3.23				
			Int4:	1:32.14	(75)	14-Fin:	18.01	(30)	4.25				
			Fin:	1:50.15	(71)				4.61	114.21	Avg.:	89.19	
46	KROELL Johannes	AUT	Int1:	26.46	(73)	11-12:	32.85	(48)	0.97		Sp1:	130.87	(9)
			Int2:	59.31	(60)	12-13:	17.29	(19)	2.20				
			Int3:	1:16.60	(47)	13-14:	14.15	(28)	2.53				
			Int4:	1:30.75	(41)	14-Fin:	18.16	(48)	2.86				
			Fin:	1:48.91	(43)				3.37	84.44	Avg.:	90.21	
47	JAERBYN Patrik	SWE	Int1:	26.19	(45)	11-12:	32.86	(49)	0.70		Sp1:	129.20	(15)
			Int2:	59.05	(47)	12-13:	17.61	(48)	1.94				
			Int3:	1:16.66	(51)	13-14:	14.46	(64)	2.59				
			Int4:	1:31.12	(55)	14-Fin:	18.27	(58)	3.23				
			Fin:	1:49.39	(54)				3.85	96.05	Avg.:	89.81	
48	MAPLE Wiley	USA	Int1:	26.39	(67)	11-12:	32.12	(15)	0.90		Sp1:	128.24	(20)
			Int2:	58.51	(28)	12-13:	17.35	(25)	1.40				
			Int3:	1:15.86	(23)	13-14:	14.30	(45)	1.79				
			Int4:	1:30.16	(26)	14-Fin:	17.85	(20)	2.27				
			Fin:	1:48.01	(26)				2.47	62.41	Avg.:	90.96	

PERFORMANCE ANALYSIS 2 TRAINING 2

Number of Competitors: 84

Bib	Name	Nation	Positions			Partials			Difference		Speed		
			Pos.	Time	Rank	Pos.	Time	Rank	Time	Dist(m)	Pos.	Km/h	Rank
49	CASSE Mattia	ITA	Int1: 25.99 (27)			I1-I2: 32.59 (40)			0.50			Sp1: 119.29 (80)	
			Int2: 58.58 (33)			I2-I3: 17.73 (59)			1.47				
			Int3: 1:16.31 (35)			I3-I4: 14.68 (76)			2.24				
			Int4: 1:30.99 (51)			I4-Fin: 18.61 (75)			3.10				
			Fin: 1:49.60 (60)						4.06	101.09		Avg.: 89.64	
50	ROMAR Andreas	FIN	Int1: 26.00 (28)			I1-I2: 33.35 (69)			0.51			Sp1: 124.04 (57)	
			Int2: 59.35 (64)			I2-I3: 17.44 (30)			2.24				
			Int3: 1:16.79 (57)			I3-I4: 14.14 (27)			2.72				
			Int4: 1:30.93 (48)			I4-Fin: 17.86 (21)			3.04				
			Fin: 1:48.79 (38)						3.25	81.53		Avg.: 90.31	
51	MARKIC Gasper	SLO	Int1: 25.62 (4)			I1-I2: 32.76 (44)			0.13			Sp1: 118.94 (81)	
			Int2: 58.38 (23)			I2-I3: 17.92 (74)			1.27				
			Int3: 1:16.30 (34)			I3-I4: 14.04 (14)			2.23				
			Int4: 1:30.34 (29)			I4-Fin: 18.10 (40)			2.45				
			Fin: 1:48.44 (30)						2.90	72.98		Avg.: 90.60	
52	ZRNCIC-DIM Natko	CRO	Int1: 26.28 (58)			I1-I2: 33.33 (66)			0.79			Sp1: 126.24 (37)	
			Int2: 59.61 (73)			I2-I3: 17.44 (30)			2.50				
			Int3: 1:17.05 (65)			I3-I4: 14.04 (14)			2.98				
			Int4: 1:31.09 (54)			I4-Fin: 18.61 (75)			3.20				
			Fin: 1:49.70 (65)						4.16	103.49		Avg.: 89.56	
53	FERSTL Josef	GER	Int1: 26.14 (39)			I1-I2: 32.92 (52)			0.65			Sp1: 125.20 (45)	
			Int2: 59.06 (48)			I2-I3: 17.49 (39)			1.95				
			Int3: 1:16.55 (44)			I3-I4: 14.93 (81)			2.48				
			Int4: 1:31.48 (66)			I4-Fin: 18.26 (56)			3.59				
			Fin: 1:49.74 (66)						4.20	104.45		Avg.: 89.52	
54	COOK Dustin	CAN	Int1: 26.27 (54)			I1-I2: 32.24 (21)			0.78			Sp1: 120.35 (78)	
			Int2: 58.51 (28)			I2-I3: 18.35 (81)			1.40				
			Int3: 1:16.86 (61)			I3-I4: 14.34 (49)			2.79				
			Int4: 1:31.20 (58)			I4-Fin: 18.27 (58)			3.31				
			Fin: 1:49.47 (56)						3.93	97.97		Avg.: 89.75	
55	PATSCHIEDER Hagen	ITA	Int1: 26.48 (74)			I1-I2: 33.08 (59)			0.99			Sp1: 122.91 (67)	
			Int2: 59.56 (71)			I2-I3: 17.51 (42)			2.45				
			Int3: 1:17.07 (66)			I3-I4: 14.45 (63)			3.00				
			Int4: 1:31.52 (67)			I4-Fin: 18.28 (60)			3.63				
			Fin: 1:49.80 (67)						4.26	105.88		Avg.: 89.48	
56	POISSON David	FRA	Int1: 26.20 (47)			I1-I2: 33.02 (54)			0.71			Sp1: 124.43 (53)	
			Int2: 59.22 (56)			I2-I3: 17.27 (17)			2.11				
			Int3: 1:16.49 (43)			I3-I4: 14.02 (11)			2.42				
			Int4: 1:30.51 (32)			I4-Fin: 17.67 (15)			2.62				
			Fin: 1:48.18 (28)						2.64	66.60		Avg.: 90.82	
57	PERKO Rok	SLO	Int1: 26.45 (72)			I1-I2: 33.69 (80)			0.96			Sp1: 125.07 (48)	
			Int2: 1:00.14 (79)			I2-I3: 17.73 (59)			3.03				
			Int3: 1:17.87 (77)			I3-I4: 14.43 (57)			3.80				
			Int4: 1:32.30 (77)			I4-Fin: 18.18 (50)			4.41				
			Fin: 1:50.48 (75)						4.94	122.02		Avg.: 88.92	
58	THOMSEN Benjamin	CAN	Int1: 26.31 (62)			I1-I2: 32.42 (34)			0.82			Sp1: 121.68 (74)	
			Int2: 58.73 (40)			I2-I3: 17.74 (63)			1.62				
			Int3: 1:16.47 (40)			I3-I4: 14.23 (34)			2.40				
			Int4: 1:30.70 (37)			I4-Fin: 17.96 (26)			2.81				
			Fin: 1:48.66 (33)						3.12	78.36		Avg.: 90.41	

PERFORMANCE ANALYSIS 2 TRAINING 2

Number of Competitors: 84

Bib	Name	Nation	Positions			Partials			Difference		Speed		
			Pos.	Time	Rank	Pos.	Time	Rank	Time	Dist(m)	Pos.	Km/h	Rank
59	BIESEMEYER Thomas	USA	Int1:	26.11	(36)	11-12:	32.33	(29)	0.62		Sp1:	124.17	(54)
			Int2:	58.44	(24)	12-13:	17.74	(63)	1.33				
			Int3:	1:16.18	(31)	13-14:	14.35	(52)	2.11				
			Int4:	1:30.53	(33)	14-Fin:	18.36	(66)	2.64				
			Fin:	1:48.89	(42)				3.35	83.96	Avg.:	90.22	
60	STRIEDINGER Otmar	AUT	Int1:	25.95	(22)	11-12:	33.07	(57)	0.46		Sp1:	127.70	(24)
			Int2:	59.02	(46)	12-13:	17.45	(33)	1.91				
			Int3:	1:16.47	(40)	13-14:	13.43	(1)	2.40				
			Int4:	1:29.90	(23)	14-Fin:	18.14	(46)	2.01				
			Fin:	1:48.04	(27)				2.50	63.15	Avg.:	90.93	
61	HALBERT Kelby	CAN	Int1:	26.14	(39)	11-12:	34.35	(81)	0.65		Sp1:	125.20	(45)
			Int2:	1:00.49	(82)	12-13:	17.87	(72)	3.38				
			Int3:	1:18.36	(81)	13-14:	14.47	(67)	4.29				
			Int4:	1:32.83	(80)	14-Fin:	18.52	(72)	4.94				
			Fin:	1:51.35	(81)				5.81	142.39	Avg.:	88.23	
62	KLINE Bostjan	SLO	Int1:	26.15	(42)	11-12:	32.30	(26)	0.66		Sp1:	119.88	(79)
			Int2:	58.45	(25)	12-13:	17.90	(73)	1.34				
			Int3:	1:16.35	(38)	13-14:	14.59	(73)	2.28				
			Int4:	1:30.94	(49)	14-Fin:	17.97	(27)	3.05				
			Fin:	1:48.91	(43)				3.37	84.44	Avg.:	90.21	
63	KLOTZ Siegmur	ITA	Int1:	25.85	(14)	11-12:	32.70	(42)	0.36		Sp1:	121.92	(72)
			Int2:	58.55	(32)	12-13:	17.73	(59)	1.44				
			Int3:	1:16.28	(33)	13-14:	14.46	(64)	2.21				
			Int4:	1:30.74	(39)	14-Fin:	18.40	(70)	2.85				
			Fin:	1:49.14	(49)				3.60	90.02	Avg.:	90.02	
64	HELIE Louis-Pierre	CAN	Int1:	26.27	(54)	11-12:	33.35	(69)	0.78		Sp1:	121.56	(75)
			Int2:	59.62	(74)	12-13:	17.82	(66)	2.51				
			Int3:	1:17.44	(71)	13-14:	14.18	(32)	3.37				
			Int4:	1:31.62	(70)	14-Fin:	19.08	(81)	3.73				
			Fin:	1:50.70	(77)				5.16	127.21	Avg.:	88.75	
65	GRUENENFELDER Tobias	SUI	Int1:	26.27	(54)	11-12:	32.51	(37)	0.78		Sp1:	124.04	(57)
			Int2:	58.78	(42)	12-13:	17.80	(65)	1.67				
			Int3:	1:16.58	(45)	13-14:	14.32	(48)	2.51				
			Int4:	1:30.90	(47)	14-Fin:	17.97	(27)	3.01				
			Fin:	1:48.87	(41)				3.33	83.47	Avg.:	90.24	
66	PICHOT Sebastien	FRA	Int1:	26.74	(81)	11-12:	33.44	(73)	1.25		Sp1:	124.94	(49)
			Int2:	1:00.18	(80)	12-13:	17.83	(67)	3.07				
			Int3:	1:18.01	(79)	13-14:	14.43	(57)	3.94				
			Int4:	1:32.44	(79)	14-Fin:	18.71	(79)	4.55				
			Fin:	1:51.15	(79)				5.61	137.74	Avg.:	88.39	
67	PRIDY Conrad	CAN	Int1:	26.51	(75)	11-12:	32.00	(13)	1.02		Sp1:	127.70	(24)
			Int2:	58.51	(28)	12-13:	17.55	(46)	1.40				
			Int3:	1:16.06	(28)	13-14:	14.34	(49)	1.99				
			Int4:	1:30.40	(30)	14-Fin:	18.30	(62)	2.51				
			Fin:	1:48.70	(35)				3.16	79.33	Avg.:	90.38	
68	MAYER Matthias	AUT	Int1:			11-12:					Sp1:	122.54	(70)
			Int2:	59.60	(72)	12-13:	17.84	(69)	2.49				
			Int3:	1:17.44	(71)	13-14:	14.08	(19)	3.37				
			Int4:	1:31.52	(67)	14-Fin:	18.05	(34)	3.63				
			Fin:	1:49.57	(59)				4.03	100.37	Avg.:	89.66	

PERFORMANCE ANALYSIS 2 TRAINING 2

Number of Competitors: 84

Bib	Name	Nation	Positions			Partials			Difference		Speed			
			Pos.	Time	Rank	Pos.	Time	Rank	Time	Dist(m)	Pos.	Km/h	Rank	
69	GRAF Bernhard	AUT	Int1:			I1-I2:							Sp1:	
			Int2:			I2-I3:								
			Int3:			I3-I4:								
			Int4:			I4-Fin:								
			Fin:	DNS									Avg.:	
70	COCHRAN-SIEGLE Ryan	USA	Int1:	26.25	(49)	I1-I2:	32.99	(53)	0.76				Sp1:	123.66 (60)
			Int2:	59.24	(57)	I2-I3:	17.68	(53)	2.13					
			Int3:	1:16.92	(62)	I3-I4:	14.30	(45)	2.85					
			Int4:	1:31.22	(59)	I4-Fin:	18.09	(38)	3.33					
			Fin:	1:49.31	(53)				3.77	94.12			Avg.:	89.88
71	KRIZAJ Andrej	SLO	Int1:	25.88	(17)	I1-I2:	32.36	(30)	0.39				Sp1:	121.92 (72)
			Int2:	58.24	(20)	I2-I3:	18.01	(78)	1.13					
			Int3:	1:16.25	(32)	I3-I4:	14.49	(68)	2.18					
			Int4:	1:30.74	(39)	I4-Fin:	18.26	(56)	2.85					
			Fin:	1:49.00	(46)				3.46	86.63			Avg.:	90.13
72	STAUDACHER Patrick	ITA	Int1:	26.01	(29)	I1-I2:	32.78	(45)	0.52				Sp1:	123.54 (63)
			Int2:	58.79	(43)	I2-I3:	17.94	(77)	1.68					
			Int3:	1:16.73	(54)	I3-I4:	14.58	(72)	2.66					
			Int4:	1:31.31	(62)	I4-Fin:	18.58	(74)	3.42					
			Fin:	1:49.89	(68)				4.35	108.03			Avg.:	89.40
73	MERMILLOD BLONDIN Thomas	FRA	Int1:	26.66	(79)	I1-I2:	32.46	(36)	1.17				Sp1:	123.79 (59)
			Int2:	59.12	(52)	I2-I3:	17.71	(58)	2.01					
			Int3:	1:16.83	(60)	I3-I4:	13.99	(9)	2.76					
			Int4:	1:30.82	(43)	I4-Fin:	18.13	(45)	2.93					
			Fin:	1:48.95	(45)				3.41	85.41			Avg.:	90.17
74	VILETTA Sandro	SUI	Int1:	26.71	(80)	I1-I2:	32.45	(35)	1.22				Sp1:	122.42 (71)
			Int2:	59.16	(53)	I2-I3:	17.65	(49)	2.05					
			Int3:	1:16.81	(59)	I3-I4:	14.56	(70)	2.74					
			Int4:	1:31.37	(65)	I4-Fin:	18.25	(55)	3.48					
			Fin:	1:49.62	(61)				4.08	101.57			Avg.:	89.62
75	CRAWFORD Douglas	GBR	Int1:	26.59	(78)	I1-I2:	33.64	(79)	1.10				Sp1:	125.33 (43)
			Int2:	1:00.23	(81)	I2-I3:	17.92	(74)	3.12					
			Int3:	1:18.15	(80)	I3-I4:	14.71	(79)	4.08					
			Int4:	1:32.86	(81)	I4-Fin:	18.39	(69)	4.97					
			Fin:	1:51.25	(80)				5.71	140.07			Avg.:	88.31
76	SEMPLER Ryan	CAN	Int1:	26.27	(54)	I1-I2:	33.14	(60)	0.78				Sp1:	124.17 (54)
			Int2:	59.41	(66)	I2-I3:	17.83	(67)	2.30					
			Int3:	1:17.24	(69)	I3-I4:	14.65	(75)	3.17					
			Int4:	1:31.89	(71)	I4-Fin:	18.12	(42)	4.00					
			Fin:	1:50.01	(69)				4.47	110.89			Avg.:	89.30
77	PINTURALT Alexis	FRA	Int1:	26.17	(43)	I1-I2:	32.90	(50)	0.68				Sp1:	125.46 (41)
			Int2:	59.07	(49)	I2-I3:	17.52	(44)	1.96					
			Int3:	1:16.59	(46)	I3-I4:	14.23	(34)	2.52					
			Int4:	1:30.82	(43)	I4-Fin:	18.69	(77)	2.93					
			Fin:	1:49.51	(57)				3.97	98.93			Avg.:	89.71
78	BALDWIN TJ	GBR	Int1:	26.40	(69)	I1-I2:	33.63	(78)	0.91				Sp1:	123.66 (60)
			Int2:	1:00.03	(78)	I2-I3:	17.92	(74)	2.92					
			Int3:	1:17.95	(78)	I3-I4:	14.36	(53)	3.88					
			Int4:	1:32.31	(78)	I4-Fin:	18.36	(66)	4.42					
			Fin:	1:50.67	(76)				5.13	126.50			Avg.:	88.77

PERFORMANCE ANALYSIS 2 TRAINING 2

Number of Competitors: 84

Bib	Name	Nation	Positions			Partials			Difference		Speed		
			Pos.	Time	Rank	Pos.	Time	Rank	Time	Dist(m)	Pos.	Km/h	Rank
79	FRISCH Jeffrey	CAN	Int1:	26.31 (62)		I1-I2:	33.02 (54)	0.82		Sp1:	124.55 (52)		
			Int2:	59.33 (61)		I2-I3:	18.16 (80)	2.22					
			Int3:	1:17.49 (73)		I3-I4:	14.69 (77)	3.42					
			Int4:	1:32.18 (76)		I4-Fin:	18.70 (78)	4.29					
			Fin:	1:50.88 (78)				5.34	131.43	Avg.:	88.60		
80	JITLOFF Tim	USA	Int1:	26.28 (58)		I1-I2:	33.47 (75)	0.79		Sp1:	122.91 (67)		
			Int2:	59.75 (75)		I2-I3:	18.07 (79)	2.64					
			Int3:	1:17.82 (76)		I3-I4:	14.28 (43)	3.75					
			Int4:	1:32.10 (74)		I4-Fin:	18.28 (60)	4.21					
			Fin:	1:50.38 (74)				4.84	119.66	Avg.:	89.01		
81	TARBERRY Ace	USA	Int1:	26.36 (66)		I1-I2:	32.73 (43)	0.87		Sp1:	124.17 (54)		
			Int2:	59.09 (51)		I2-I3:	17.68 (53)	1.98					
			Int3:	1:16.77 (55)		I3-I4:	14.26 (41)	2.70					
			Int4:	1:31.03 (52)		I4-Fin:	18.22 (53)	3.14					
			Fin:	1:49.25 (52)				3.71	92.67	Avg.:	89.93		
82	FORD Tommy	USA	Int1:	26.39 (67)		I1-I2:	32.20 (16)	0.90		Sp1:	123.16 (64)		
			Int2:	58.59 (34)		I2-I3:	17.85 (71)	1.48					
			Int3:	1:16.44 (39)		I3-I4:	14.17 (30)	2.37					
			Int4:	1:30.61 (35)		I4-Fin:	17.87 (22)	2.72					
			Fin:	1:48.48 (32)				2.94	73.96	Avg.:	90.56		
83	BJERKESTRAND Iver	NOR	Int1:	25.93 (21)		I1-I2:	33.48 (76)	0.44		Sp1:	123.04 (66)		
			Int2:	59.41 (66)		I2-I3:	17.73 (59)	2.30					
			Int3:	1:17.14 (68)		I3-I4:	14.44 (62)	3.07					
			Int4:	1:31.58 (69)		I4-Fin:	18.54 (73)	3.69					
			Fin:	1:50.12 (70)				4.58	113.50	Avg.:	89.22		
84	FREY Thomas	FRA	Int1:			I1-I2:				Sp1:			
			Int2:			I2-I3:							
			Int3:			I3-I4:							
			Int4:			I4-Fin:							
			Fin:	DNS						Avg.:			

LEGEND

Pos	Intermediate or Speed Position	Int1:	Intermediate 1	Int4:	Intermediate 4	DNS	Did Not Start
Avg.	Average Speed for the race	Int2:	Intermediate 2	DNF	Did Not Finish	Fin:	Finish
Dist(m)	Distance behind the first	Int3:	Intermediate 3	Sp1:	Speed Trap 1		