

**AUDI FIS ALPINE SKI WORLD CUP 2011/12**  
**Beaver Creek (USA)**



2nd MEN'S SUPER-G  
**ALPHABETICAL LIST OF COMPETITORS**

SAT 3 DEC 2011

Number of Competitors: 70, Number of NSA: 13

NSA	FIS Code	Name	FIS Points (1st of December 2011 – List 5)									
			DH		SL		GS		SG		SC	
<b>AUT</b> (11)	51215	<b>BAUMANN Romed</b>	3.15	(4)	36.10	(640)	4.89	(14)	2.95	(6)	4.69	(10)
	53817	<b>FRANZ Max</b>	12.27	(52)	50.62	(1147)	38.78	(698)	18.27	(99)	22.14	(72)
	51401	<b>GRAF Bernhard</b>	22.78	(96)	26.81	(332)	12.03	(67)	6.50	(36)	12.62	(47)
	53837	<b>KRAMER Manuel</b>	9.10	(40)	175.47	(4740)	30.51	(451)	18.94	(108)	48.63	(248)
	50753	<b>KROELL Klaus</b>	2.09	(3)	999.00	(6163)	332.49	(5984)	3.35	(12)	-	
	53902	<b>MAYER Matthias</b>	22.73	(95)	36.73	(659)	21.29	(192)	6.68	(38)	36.46	(147)
	51327	<b>PUCHNER Joachim</b>	4.76	(18)	73.36	(2009)	29.48	(424)	4.87	(20)	5.77	(24)
	50625	<b>RAICH Benjamin</b>	21.98	(92)	4.53	(17)	5.16	(15)	3.02	(8)	4.91	(11)
	50742	<b>REICHELTH Hannes</b>	5.76	(27)	587.52	(6057)	5.16	(15)	1.85	(2)	60.41	(339)
	50858	<b>STREITBERGER Georg</b>	5.50	(23)	374.22	(5886)	70.92	(1965)	3.08	(10)	10.53	(43)
54005	<b>STRIEDINGER Otmar</b>	18.51	(81)	146.18	(4198)	21.52	(199)	13.74	(66)	47.28	(234)	
<b>CAN</b> (7)	100558	<b>COOK Dustin</b>	15.35	(64)	35.24	(608)	16.00	(108)	14.11	(71)	51.25	(265)
	102961	<b>DIXON Robbie</b>	6.14	(36)	59.19	(1487)	11.38	(61)	6.07	(35)	47.28	(234)
	103512	<b>FRISCH Jeffrey</b>	44.81	(207)	41.02	(796)	14.87	(93)	13.92	(67)	61.09	(344)
	102263	<b>GUAY Erik</b>	4.07	(12)	281.76	(5598)	21.04	(187)	4.12	(15)	168.02	(1240)
	103090	<b>HELIE Louis-Pierre</b>	20.20	(85)	23.95	(271)	32.56	(512)	12.57	(59)	51.98	(275)
	102271	<b>HUDEC Jan</b>	5.67	(26)	60.12	(1524)	15.37	(98)	5.72	(25)	46.16	(220)
	103271	<b>THOMSEN Benjamin</b>	16.99	(74)	54.72	(1302)	40.65	(785)	25.64	(176)	47.78	(242)
<b>CRO</b> (2)	380260	<b>KOSTELIC Ivica</b>	5.89	(29)	0.40	(2)	4.46	(8)	2.34	(3)	0.00	(1)
	380292	<b>ZRNCIC-DIM Natko</b>	15.29	(62)	14.81	(108)	25.06	(290)	8.50	(42)	4.26	(8)
<b>FIN</b> (1)	180570	<b>ROMAR Andreas</b>	15.03	(60)	17.79	(148)	16.00	(108)	10.26	(49)	5.62	(22)
<b>FRA</b> (8)	191591	<b>BERTRAND Yannick</b>	5.26	(20)	580.37	(6049)	45.45	(959)	5.99	(29)	47.30	(236)
	191740	<b>CLAREY Johan</b>	4.66	(16)	72.02	(1952)	75.44	(2154)	19.01	(109)	13.18	(48)
	192932	<b>FAYED Guillermo</b>	5.82	(28)	75.82	(2110)	100.77	(3117)	41.01	(362)	40.59	(176)
	192653	<b>FREY Thomas</b>	55.58	(276)	18.37	(159)	7.55	(40)	10.89	(51)	29.20	(97)
	192504	<b>MERMILLOD BLONDIN Thomas</b>	33.50	(141)	10.45	(66)	14.76	(91)	6.00	(31)	5.20	(14)
	191778	<b>PICHOT Sebastien</b>	22.50	(93)	20.69	(196)	11.47	(63)	16.56	(89)	6.32	(32)
	194364	<b>PINTURAUPT Alexis</b>	41.55	(187)	6.48	(36)	4.61	(9)	13.22	(62)	12.47	(46)
	192746	<b>THEAUX Adrien</b>	3.78	(8)	55.36	(1329)	15.27	(97)	2.55	(5)	5.36	(19)
<b>GBR</b> (1)	220695	<b>CRAWFORD Douglas</b>	33.74	(144)	30.42	(432)	28.08	(383)	26.25	(182)	43.59	(202)
<b>GER</b> (2)	201606	<b>KEPPLER Stephan</b>	12.56	(54)	605.29	(6070)	58.54	(1472)	5.29	(21)	50.70	(257)

03-12-2011 / Beaver Creek (USA) / 1592

Page 1/3

Data Processing by LONGINES

www.fisalpine.com

LONGINES Timing

Generation Date: FRI 2 DEC 2011

Time: 17:31

Document: 32E 1.0



**ALPHABETICAL LIST OF COMPETITORS**

Number of Competitors: 70, Number of NSA: 13

NSA	FIS Code	Name	FIS Points (1st of December 2011 – List 5)						
			DH	SL	GS	SG	SC		
<b>GER</b> (2)	200379	<b>SANDER</b> Andreas	10.67 (48)	47.91 (1057)	52.84 (1244)	11.43 (52)	33.45 (119)		
	<b>ITA</b> (8)	990081	<b>CASSE</b> Mattia	14.63 (59)	25.64 (312)	13.92 (81)	21.20 (133)	16.81 (60)	
292455		<b>FILL</b> Peter	5.08 (19)	61.41 (1572)	18.59 (151)	4.50 (17)	3.71 (5)		
292514		<b>HEEL</b> Werner	5.63 (25)	259.14 (5476)	49.14 (1104)	4.35 (16)	8.98 (39)		
293006		<b>INNERHOFER</b> Christof	3.76 (7)	15.65 (114)	17.45 (133)	2.34 (3)	0.90 (2)		
294277		<b>KLOTZ</b> Siegmur	19.60 (84)	44.98 (957)	37.14 (654)	25.44 (172)	23.28 (75)		
293550		<b>MARSAGLIA</b> Matteo	10.11 (46)	27.99 (368)	11.65 (64)	8.78 (45)	5.54 (21)		
294911		<b>PATSCHIEDER</b> Hagen	15.45 (65)	117.40 (3502)	12.43 (71)	14.96 (76)	16.29 (57)		
290998		<b>STAUDACHER</b> Patrick	31.73 (133)	267.30 (5522)	118.88 (3684)	20.47 (123)	33.32 (116)		
<b>NOR</b> (3)	421650	<b>BJERKESTRAND</b> Iver	54.53 (272)	27.43 (348)	8.91 (42)	16.20 (85)	31.80 (105)		
	421483	<b>JANSRUD</b> Kjetil	16.16 (69)	11.94 (79)	3.10 (6)	14.25 (72)	3.42 (4)		
	421328	<b>SVINDAL</b> Aksel Lund	4.01 (9)	15.89 (118)	2.37 (3)	3.22 (11)	2.45 (3)		
<b>SLO</b> (5)	561216	<b>KLINE</b> Bostjan	19.23 (83)	33.24 (533)	25.18 (295)	13.38 (65)	23.05 (74)		
	561085	<b>KRIZAJ</b> Andrej	31.43 (132)	54.86 (1306)	39.84 (749)	15.62 (77)	46.18 (221)		
	561087	<b>MARKIC</b> Gasper	15.16 (61)	69.96 (1887)	30.36 (449)	10.74 (50)	31.98 (107)		
	561067	<b>PERKO</b> Rok	16.92 (73)	85.11 (2447)	36.57 (629)	12.76 (61)	33.58 (121)		
	560447	<b>SPORN</b> Andrej	4.64 (15)	48.28 (1065)	56.89 (1407)	5.99 (29)	39.02 (166)		
<b>SUI</b> (9)	510030	<b>CUCHE</b> Didier	0.00 (1)	999.00 (6163)	4.66 (11)	0.00 (1)	9.00 (40)		
	510727	<b>DEFAGO</b> Didier	4.03 (10)	84.79 (2432)	6.60 (38)	5.52 (22)	5.22 (16)		
	511383	<b>FEUZ</b> Beat	3.18 (5)	34.82 (594)	12.63 (72)	13.24 (63)	5.28 (18)		
	510747	<b>GRUENENFELDER</b> Tobias	21.96 (91)	580.37 (6049)	29.07 (410)	4.05 (14)	53.98 (292)		
	510767	<b>HOFFMANN</b> Ambrosi	5.52 (24)	408.26 (5941)	50.96 (1179)	18.35 (101)	–		
	511313	<b>JANKA</b> Carlo	4.55 (14)	85.88 (2470)	2.95 (4)	3.00 (7)	4.58 (9)		
	511139	<b>KUENG</b> Patrick	4.73 (17)	43.46 (899)	34.41 (562)	5.88 (27)	38.66 (163)		
	511352	<b>VILETTA</b> Sandro	33.70 (143)	16.63 (132)	5.70 (26)	20.35 (122)	27.89 (93)		
	510890	<b>ZURBRIGGEN</b> Silvan	3.59 (6)	4.78 (20)	32.12 (497)	4.73 (18)	3.97 (7)		
<b>SWE</b> (3)	500150	<b>JAERBYN</b> Patrik	13.64 (56)	538.48 (6035)	161.91 (4685)	5.76 (26)	–		
	501076	<b>OLSSON</b> Hans	12.23 (51)	20.02 (187)	28.87 (405)	6.00 (31)	5.91 (25)		
	501324	<b>OLSSON</b> Matts	86.62 (595)	21.22 (209)	5.31 (19)	26.85 (190)	35.77 (142)		
<b>USA</b> (10)	531452	<b>BIESEMEYER</b> Thomas	18.47 (80)	41.09 (803)	15.45 (102)	9.71 (47)	35.00 (132)		
	6530319	<b>COCHRAN-SIEGLE</b> Ryan	29.85 (126)	21.47 (217)	17.61 (137)	8.57 (43)	32.12 (108)		
	531799	<b>FORD</b> Tommy	50.41 (245)	13.17 (97)	6.00 (33)	5.97 (28)	55.68 (308)		
	530874	<b>GANONG</b> Travis	9.03 (39)	63.44 (1648)	26.52 (341)	13.98 (68)	84.34 (547)		
	930107	<b>GREGORAK</b> Will	24.45 (102)	8.96 (54)	8.66 (41)	17.35 (91)	315.87 (1992)		
	534959	<b>JITLOFF</b> Tim	44.83 (208)	16.72 (134)	6.46 (37)	24.19 (157)	5.66 (23)		
	534562	<b>LIGETY</b> Ted	31.92 (134)	5.51 (24)	0.00 (1)	16.37 (86)	5.22 (16)		
	532431	<b>MILLER</b> Bode	4.47 (13)	10.68 (68)	5.32 (20)	3.99 (13)	5.99 (28)		
	533131	<b>SULLIVAN</b> Marco	7.02 (38)	210.48 (5129)	38.17 (682)	6.56 (37)	122.17 (881)		
	530939	<b>WEIBRECHT</b> Andrew	6.35 (37)	83.63 (2385)	33.88 (546)	6.00 (31)	6.60 (34)		



AUDI FIS ALPINE SKI WORLD CUP 2011/12  
Beaver Creek (USA)



2nd MEN'S SUPER-G  
ALPHABETICAL LIST OF COMPETITORS

SAT 3 DEC 2011

<b>LEGEND</b>				
DH Downhill	SL Slalom	GS Giant Slalom	SG Super-G	SC Super Combined

03-12-2011 / Beaver Creek (USA) / 1592

Page 3/3

Data Processing by LONGINES

www.fisalpine.com


LONGINES Timing

Generation Date: FRI 2 DEC 2011

Time: 17:31

Document: 32E 1.0





**AUDI FIS ALPINE SKI WORLD CUP 2011/12**  
**Beaver Creek (USA)**



**2nd MEN'S SUPER-G**  
**DRAW LIST BY POINTS**

SAT 3 DEC 2011

Number of Competitors: 70, Number of NSA: 13 Ranked 100 in the FIS List: MATHIS M. FIS Pts: 18.30

No.	FIS Code	Name	NSA	WC SL-SG	WC SL-O	FIS-SG
1	510030	CUCHE Didier	SUI	378 (1)	1158 (2)	0.00 (1)
2	50742	REICHELTH Hannes	AUT	275 (2)	507 (18)	1.85 (2)
3	380260	KOSTELIC Ivica	CRO	248 (3)	1458 (1)	2.34 (4)
4	293006	INNERHOFER Christof	ITA	248 (3)	824 (4)	2.34 (3)
5	192746	THEAUX Adrien	FRA	236 (5)	565 (14)	2.55 (5)
6	51215	BAUMANN Romed	AUT	214 (6)	796 (6)	2.95 (6)
7	511313	JANKA Carlo	SUI	211 (7)	817 (5)	3.00 (7)
8	50625	RAICH Benjamin	AUT	210 (8)	645 (12)	3.02 (8)
9	50858	STREITBERGER Georg	AUT	207 (10)	348 (27)	3.08 (9)
10	421328	SVINDAL Aksel Lund	NOR	199 (11)	1067 (3)	3.22 (10)
11	50753	KROELL Klaus	AUT	192 (12)	653 (11)	3.35 (11)
12	532431	MILLER Bode	USA	156 (13)	654 (10)	3.99 (12)
13	510747	GRUENENFELDER Tobias	SUI	153 (14)	170 (51)	4.05 (13)
14	102263	GUAY Erik	CAN	149 (15)	390 (25)	4.12 (14)
15	292514	HEEL Werner	ITA	136 (16)	248 (39)	4.35 (15)
16	+500 510890	ZURBRIGGEN Silvan	SUI	115 (18)	711 (8)	4.73 (17)
17	+500 511383	FEUZ Beat	SUI	40 (31)	508 (17)	13.24 (45)
18	+500 421483	JANSRUD Kjetil	NOR	40 (31)	580 (13)	14.25 (51)
19	292455	FILL Peter	ITA	128 (17)	478 (20)	4.50 (16)
20	51327	PUCHNER Joachim	AUT	107 (20)	340 (30)	4.87 (18)
21	201606	KEPPLER Stephan	GER	84 (21)	131 (65)	5.29 (19)
22	510727	DEFAGO Didier	SUI	71 (22)	407 (24)	5.52 (20)
23	102271	HUDEC Jan	CAN	60 (25)	170 (51)	5.72 (21)
24	500150	JAERBYN Patrik	SWE	58 (26)	100 (75)	5.76 (22)
25	511139	KUENG Patrick	SUI	51 (27)	239 (41)	5.88 (23)
26	531799	FORD Tommy	USA	46 (28)	58 (96)	5.97 (24)
27	560447	SPORN Andrej	SLO	45 (29)	225 (43)	5.99 (26)
28	191591	BERTRAND Yannick	FRA	45 (29)	215 (46)	5.99 (25)
29	102961	DIXON Robbie	CAN	40 (31)	96 (77)	6.07 (30)
30	53902	MAYER Matthias	AUT	39 (35)	39 (108)	6.68 (33)
31	511352	VILETTA Sandro	SUI	39 (35)	123 (67)	> 20.35 (62)
32	+500 534562	LIGETY Ted	USA	24 (42)	761 (7)	16.37 (55)
33	501076	OLSSON Hans	SWE	35 (37)	144 (60)	6.00 (28)
34	530939	WEIBRECHT Andrew	USA	12 (54)	31 (117)	6.00 (29)
35	192504	MERMILLOD BLONDIN Thomas	FRA	-	122 (68)	6.00 (27)
36	51401	GRAF Bernhard	AUT	12 (54)	12 (145)	6.50 (31)
37	533131	SULLIVAN Marco	USA	20 (45)	38 (109)	6.56 (32)

03-12-2011 / Beaver Creek (USA) / 1592

Page 1/2

Data Processing by LONGINES

www.fisalpine.com

LONGINES Timing

Generation Date: FRI 2 DEC 2011

Time: 17:31

Document: 45A 1.0




**Number of Competitors: 70, Number of NSA: 13    Ranked 100 in the FIS List: MATHIS M.    FIS Pts: 18.30**

No.	FIS Code	Name	NSA	WCSL-SG	WCSL-O	FIS-SG
38	380292	ZRNCIC-DIM Natko	CRO	-	139 (63)	8.50 (34)
39	6530319	COCHRAN-SIEGLE Ryan	USA	-	-	8.57 (35)
40	293550	MARSAGLIA Matteo	ITA	27 (41)	127 (66)	8.78 (36)
41	531452	BIESEMEYER Thomas	USA	-	-	9.71 (37)
42	180570	ROMAR Andreas	FIN	11 (56)	93 (79)	10.26 (38)
43	561087	MARKIC Gasper	SLO	18 (48)	36 (111)	10.74 (39)
44	192653	FREY Thomas	FRA	23 (43)	62 (93)	10.89 (40)
45	200379	SANDER Andreas	GER	13 (52)	31 (117)	11.43 (41)
46	103090	HELIE Louis-Pierre	CAN	-	16 (134)	12.57 (42)
47	561067	PERKO Rok	SLO	-	7 (155)	12.76 (43)
48	194364	PINTURAUULT Alexis	FRA	35 (37)	216 (45)	13.22 (44)
49	561216	KLINE Bostjan	SLO	-	13 (141)	13.38 (46)
50	54005	STRIEDINGER Otmar	AUT	-	-	13.74 (47)
51	103512	FRISCH Jeffrey	CAN	-	-	13.92 (48)
52	530874	GANONG Travis	USA	13 (52)	31 (117)	13.98 (49)
53	100558	COOK Dustin	CAN	-	3 (167)	14.11 (50)
54	294911	PATSCHIEDER Hagen	ITA	7 (60)	15 (136)	14.96 (52)
55	561085	KRIZAJ Andrej	SLO	4 (65)	4 (162)	15.62 (53)
56	421650	BJERKESTRAND Iver	NOR	4 (65)	4 (162)	16.20 (54)
57	191778	PICHOT Sebastien	FRA	-	13 (141)	16.56 (56)
58	930107	GREGORAK Will	USA	-	-	17.35 (57)
59	53817	FRANZ Max	AUT	18 (48)	47 (102)	18.27 (58)
60	510767	HOFFMANN Ambrosi	SUI	15 (51)	132 (64)	> 18.35 (59)
61	53837	KRAMER Manuel	AUT	22 (44)	22 (122)	> 18.94 (60)
62	191740	CLAREY Johan	FRA	33 (39)	265 (37)	> 19.01 (61)
63	290998	STAUDACHER Patrick	ITA	18 (48)	18 (128)	> 20.47 (63)
64	990081	CASSE Mattia	ITA	2 (70)	3 (167)	> 21.20 (64)
65	534959	JITLOFF Tim	USA	-	70 (87)	> 24.19 (65)
66	294277	KLOTZ Siegmur	ITA	20 (45)	42 (105)	> 25.44 (66)
67	103271	THOMSEN Benjamin	CAN	4 (65)	33 (113)	> 25.64 (67)
68	220695	CRAWFORD Douglas	GBR	-	-	> 26.25 (68)
69	501324	OLSSON Matts	SWE	-	110 (70)	> 26.85 (69)
70	192932	FAYED Guillermo	FRA	-	108 (71)	> 41.01 (70)

<b>LEGEND</b>		
<b>+500</b>	More than 500 points on WCSL-O after 15th place or after 30th place	<b>WCSL-O</b>
<b>WCSL-SG</b>	World Cup Start List points for Super-G	<b>No.</b>
<b>FIS-SG</b>	FIS points for Super-G	Overall WCSL points Control Number





**AUDI FIS ALPINE SKI WORLD CUP 2011/12**  
**Beaver Creek (USA)**



**2nd MEN'S SUPER-G**  
**START LIST**

SAT 3 DEC 2011  
Start Time: 11:00

Jury			Technical Data	
<b>TD FIS</b>	B. LASHLEY	CAN	<b>Course Name</b>	BIRDS OF PREY / GOLDEN EAGLE
<b>Referee</b>	G. HUJARA	FIS	<b>Start Altitude</b>	3337 m
<b>Assistant Referee</b>	H. SCHMALZL	FIS	<b>Finish Altitude</b>	2726 m
<b>Chief of Race</b>	G. JOHNSON	USA	<b>Vertical Drop</b>	611 m
			<b>Course Length</b>	1818 m
			<b>Homologation Number</b>	8589/10/07

**Race Information**

<b>Course Setter</b>	U. EMILSSON	NOR		
<b>Number of Gates</b>	42			
<b>Turning Gates</b>	38			
<b>Start Time</b>	11:00			
<b>Forerunners</b>	A - E. FISHER	USA	D - J. GOLDBERG	USA
	B - W. MAPLE	USA	E - S. MCCORMICK	USA
	C - B. RUBIE	USA		

**Number of Competitors: 70, Number of NSA: 13**

Bib	FIS Code	Name	Year of Birth	NSA	Time	Ski
1	191591	BERTRAND Yannick	1980	FRA	_____	Atomic
2	510890	ZURBRIGGEN Silvan	1981	SUI	_____	Rossignol
3	102961	DIXON Robbie	1985	CAN	_____	Rossignol
4	51327	PUCHNER Joachim	1987	AUT	_____	Atomic
5	511139	KUENG Patrick	1984	SUI	_____	Salomon
6	53902	MAYER Matthias	1990	AUT	_____	Head
7	560447	SPORN Andrej	1981	SLO	_____	Elan
8	292514	HEEL Werner	1982	ITA	_____	Head
9	532431	MILLER Bode	1977	USA	_____	Head
10	50625	RAICH Benjamin	1978	AUT	_____	Atomic
11	421328	SVINDAL Aksel Lund	1982	NOR	_____	Head
12	50858	STREITBERGER Georg	1981	AUT	_____	Fischer
13	50753	KROELL Klaus	1980	AUT	_____	Salomon
14	510747	GRUENENFELDER Tobias	1977	SUI	_____	Stoeckli
15	102263	GUAY Erik	1981	CAN	_____	Atomic
16	380260	KOSTELIC Ivica	1979	CRO	_____	Fischer
17	51215	BAUMANN Romed	1986	AUT	_____	Salomon
18	293006	INNERHOFER Christof	1984	ITA	_____	Rossignol
19	50742	REICHELТ Hannes	1980	AUT	_____	Salomon
20	192746	THEAUX Adrien	1984	FRA	_____	Salomon
21	511313	JANKA Carlo	1986	SUI	_____	Atomic
22	510030	CUCHE Didier	1974	SUI	_____	Head

03-12-2011 / Beaver Creek (USA) / 1592

Page 1/2

Data Processing by LONGINES

www.fisalpine.com

LONGINES Timing

Generation Date: FRI 2 DEC 2011


Time: 17:31

Document: 51A 1.0



Number of Competitors: 70, Number of NSA: 13

Bib	FIS Code	Name	Year of Birth	NSA	Time	Ski
23	511383	FEUZ Beat	1987	SUI	_____	Salomon
24	292455	FILL Peter	1982	ITA	_____	Atomic
25	421483	JANSRUD Kjetil	1985	NOR	_____	Head
26	201606	KEPPLER Stephan	1983	GER	_____	Head
27	510727	DEFAGO Didier	1977	SUI	_____	Rossignol
28	102271	HUDEC Jan	1981	CAN	_____	Rossignol
29	500150	JAERBYN Patrik	1969	SWE	_____	Atomic
30	511352	VILETTA Sandro	1986	SUI	_____	Salomon
31	531799	FORD Tommy	1989	USA	_____	
32	534562	LIGETY Ted	1984	USA	_____	Head
33	501076	OLSSON Hans	1984	SWE	_____	Head
34	530939	WEIBRECHT Andrew	1986	USA	_____	Rossignol
35	192504	MERMILLOD BLONDIN Thomas	1984	FRA	_____	Salomon
36	51401	GRAF Bernhard	1988	AUT	_____	Head
37	533131	SULLIVAN Marco	1980	USA	_____	Rossignol
38	380292	ZRNCIC-DIM Natko	1986	CRO	_____	Atomic
39	6530319	COCHRAN-SIEGLE Ryan	1992	USA	_____	Rossignol
40	293550	MARSAGLIA Matteo	1985	ITA	_____	Rossignol
41	531452	BIESEMEYER Thomas	1989	USA	_____	Rossignol
42	180570	ROMAR Andreas	1989	FIN	_____	Atomic
43	561087	MARKIC Gasper	1986	SLO	_____	Elan
44	192653	FREY Thomas	1984	FRA	_____	
45	200379	SANDER Andreas	1989	GER	_____	Atomic
46	103090	HELIE Louis-Pierre	1986	CAN	_____	Head
47	561067	PERKO Rok	1985	SLO	_____	Stoeckli
48	194364	PINTURALT Alexis	1991	FRA	_____	Salomon
49	561216	KLINE Bostjan	1991	SLO	_____	Stoeckli
50	54005	STRIEDINGER Otmar	1991	AUT	_____	Fischer
51	103512	FRISCH Jeffrey	1984	CAN	_____	Head
52	530874	GANONG Travis	1988	USA	_____	Atomic
53	100558	COOK Dustin	1989	CAN	_____	Head
54	294911	PATSCHIDER Hagen	1988	ITA	_____	Atomic
55	561085	KRIZAJ Andrej	1986	SLO	_____	Elan
56	421650	BJERKESTRAND Iver	1987	NOR	_____	
57	191778	PICHOT Sebastien	1981	FRA	_____	Fischer
58	930107	GREGORAK Will	1990	USA	_____	Rossignol
59	53817	FRANZ Max	1989	AUT	_____	Atomic
60	510767	HOFFMANN Ambrosi	1977	SUI	_____	Nordica
61	53837	KRAMER Manuel	1989	AUT	_____	Atomic
62	191740	CLAREY Johan	1981	FRA	_____	Head
63	290998	STAUDACHER Patrick	1980	ITA	_____	Head
64	990081	CASSE Mattia	1990	ITA	_____	Rossignol
65	534959	JITLOFF Tim	1985	USA	_____	Fischer
66	294277	KLOTZ Siegmur	1987	ITA	_____	Nordica
67	103271	THOMSEN Benjamin	1987	CAN	_____	Head
68	220695	CRAWFORD Douglas	1987	GBR	_____	Head
69	501324	OLSSON Matts	1988	SWE	_____	Atomic
70	192932	FAYED Guillermo	1985	FRA	_____	Head



**AUDI FIS ALPINE SKI WORLD CUP 2011/12**  
**Beaver Creek (USA)**



**2nd MEN'S SUPER-G**  
**OFFICIAL RESULTS**

SAT 3 DEC 2011  
Start Time: 11:00

Jury			Technical Data	
<b>TD FIS</b>	B. LASHLEY	CAN	<b>Course Name</b>	BIRDS OF PREY / GOLDEN EAGLE
<b>Referee</b>	G. HUJARA	FIS	<b>Start Altitude</b>	3337 m
<b>Assistant Referee</b>	H. SCHMALZL	FIS	<b>Finish Altitude</b>	2726 m
<b>Chief of Race</b>	G. JOHNSON	USA	<b>Vertical Drop</b>	611 m
			<b>Course Length</b>	1818 m
			<b>Homologation Number</b>	8589/10/07

**Race Information**

<b>Course Setter</b>	U. EMILSSON	NOR		
<b>Number of Gates</b>	42			
<b>Turning Gates</b>	38			
<b>Start Time</b>	11:00			
<b>Forerunners</b>	A - E. FISHER	USA	D - J. GOLDBERG	USA
	B - W. MAPLE	USA	E - S. MCCORMICK	USA
	C - B. RUBIE	USA		

Number of Competitors: 70, Number of NSA: 13

Rank	Bib	FIS Code	Name	Year of Birth	NSA	Time	Diff.	Dist. (m)	Race Points	Ski
1	30	511352	VILETTA Sandro	1986	SUI	1:18.71			0.00	Salomon
2	11	421328	SVINDAL Aksel Lund	1982	NOR	1:18.91	0.20	4.61	2.69	Head
3	23	511383	FEUZ Beat	1987	SUI	1:18.97	0.26	5.99	3.50	Salomon
4	3	102961	DIXON Robbie	1985	CAN	1:19.02	0.31	7.13	4.17	Rossignol
5	19	50742	REICHELTH Hannes	1980	AUT	1:19.27	0.56	12.84	7.54	Salomon
6	25	421483	JANSRUD Kjetil	1985	NOR	1:19.51	0.80	18.29	10.77	Head
7	15	102263	GUAY Erik	1981	CAN	1:19.52	0.81	18.52	10.91	Atomic
8	10	50625	RAICH Benjamin	1978	AUT	1:19.56	0.85	19.42	11.45	Atomic
9	22	510030	CUCHE Didier	1974	SUI	1:19.59	0.88	20.10	11.85	Head
10	34	530939	WEIBRECHT Andrew	1986	USA	1:19.77	1.06	24.16	14.28	Rossignol
11	40	293550	MARSAGLIA Matteo	1985	ITA	1:19.82	1.11	25.28	14.95	Rossignol
12	5	511139	KUENG Patrick	1984	SUI	1:19.85	1.14	25.96	15.35	Salomon
13	18	293006	INNERHOFER Christof	1984	ITA	1:19.86	1.15	26.18	15.49	Rossignol
14	14	510747	GRUENENFELDER Tobias	1977	SUI	1:19.88	1.17	26.63	15.76	Stoekli
15	26	201606	KEPPLER Stephan	1983	GER	1:19.90	1.19	27.08	16.03	Head
16	27	510727	DEFAGO Didier	1977	SUI	1:19.97	1.26	28.64	16.97	Rossignol
17	1	191591	BERTRAND Yannick	1980	FRA	1:20.05	1.34	30.43	18.05	Atomic
18	20	192746	THEAUX Adrien	1984	FRA	1:20.07	1.36	30.88	18.32	Salomon
19	17	51215	BAUMANN Romed	1986	AUT	1:20.08	1.37	31.10	18.45	Salomon
20	21	511313	JANKA Carlo	1986	SUI	1:20.10	1.39	31.55	18.72	Atomic

#804

03-12-2011 / Beaver Creek (USA) / 1592

Page 1/3

Data Processing by LONGINES

www.fisalpine.com

LONGINES Timing

Generation Date: SAT 3 DEC 2011

Time: 13:17

Document: 73A 1.0





**Number of Competitors: 70, Number of NSA: 13**

Rank	Bib	FIS Code	Name	Year of Birth	NSA	Time	Diff.	Dist. (m)	Race Points	Ski
21	9	532431	MILLER Bode	1977	USA	1:20.11	1.40	31.77	18.85	Head
22	42	180570	ROMAR Andreas	1989	FIN	1:20.12	1.41	31.99	18.99	Atomic
22	28	102271	HUDEK Jan	1981	CAN	1:20.12	1.41	31.99	18.99	Rossignol
24	13	50753	KROELL Klaus	1980	AUT	1:20.18	1.47	33.33	19.80	Salomon
25	59	53817	FRANZ Max	1989	AUT	1:20.51	1.80	40.65	24.24	Atomic
25	24	292455	FILL Peter	1982	ITA	1:20.51	1.80	40.65	24.24	Atomic
27	48	194364	PINTURAULT Alexis	1991	FRA	1:20.53	1.82	41.09	24.51	Salomon
27	31	531799	FORD Tommy	1989	USA	1:20.53	1.82	41.09	24.51	
29	39	6530319	COCHRAN-SIEGLE Ryan	1992	USA	1:20.57	1.86	41.97	25.05	Rossignol
30	66	294277	KLOTZ Siegmar	1987	ITA	1:20.58	1.87	42.19	25.18	Nordica
31	60	510767	HOFFMANN Ambrosi	1977	SUI	1:20.70	1.99	44.83	26.80	Nordica
32	16	380260	KOSTELIC Ivica	1979	CRO	1:20.76	2.05	46.15	27.61	Fischer
33	33	501076	OLSSON Hans	1984	SWE	1:20.97	2.26	50.74	30.44	Head
34	54	294911	PATSCHIEDER Hagen	1988	ITA	1:21.01	2.30	51.62	30.97	Atomic
35	8	292514	HEEL Werner	1982	ITA	1:21.02	2.31	51.83	31.11	Head
36	67	103271	THOMSEN Benjamin	1987	CAN	1:21.05	2.34	52.49	31.51	Head
36	58	930107	GREGORAK Will	1990	USA	1:21.05	2.34	52.49	31.51	Rossignol
36	2	510890	ZURBRIGGEN Silvan	1981	SUI	1:21.05	2.34	52.49	31.51	Rossignol
39	4	51327	PUCHNER Joachim	1987	AUT	1:21.07	2.36	52.92	31.78	Atomic
40	57	191778	PICHOT Sebastien	1981	FRA	1:21.11	2.40	53.79	32.32	Fischer
40	45	200379	SANDER Andreas	1989	GER	1:21.11	2.40	53.79	32.32	Atomic
42	29	500150	JAERBYN Patrik	1969	SWE	1:21.18	2.47	55.31	33.26	Atomic
43	37	533131	SULLIVAN Marco	1980	USA	1:21.19	2.48	55.53	33.40	Rossignol
44	62	191740	CLAREY Johan	1981	FRA	1:21.37	2.66	59.43	35.82	Head
45	65	534959	JITLOFF Tim	1985	USA	1:21.43	2.72	60.73	36.63	Fischer
46	38	380292	ZRNCIC-DIM Natko	1986	CRO	1:21.50	2.79	62.24	37.57	Atomic
47	51	103512	FRISCH Jeffrey	1984	CAN	1:21.61	2.90	64.60	39.05	Head
48	63	290998	STAUDACHER Patrick	1980	ITA	1:21.64	2.93	65.25	39.46	Head
49	55	561085	KRIZAJ Andrej	1986	SLO	1:21.70	2.99	66.53	40.27	Elan
50	50	54005	STRIEDINGER Otmar	1991	AUT	1:21.73	3.02	67.18	40.67	Fischer
51	53	100558	COOK Dustin	1989	CAN	1:21.78	3.07	68.25	41.34	Head
52	36	51401	GRAF Bernhard	1988	AUT	1:21.88	3.17	70.38	42.69	Head
53	64	990081	CASSE Mattia	1990	ITA	1:22.39	3.68	81.20	49.56	Rossignol
54	56	421650	BJERKESTRAND Iver	1987	NOR	1:22.91	4.20	92.10	56.56	
55	68	220695	CRAWFORD Douglas	1987	GBR	1:23.04	4.33	94.80	58.31	Head

**DID NOT FINISH: 15 competitors**

6	53902	MAYER Matthias	1990	AUT						Head
7	560447	SPORN Andrej	1981	SLO						Elan
12	50858	STREITBERGER Georg	1981	AUT						Fischer
32	534562	LIGETY Ted	1984	USA						Head
35	192504	MERMILLOD BLONDIN T.	1984	FRA						Salomon
41	531452	BIESEMEYER Thomas	1989	USA						Rossignol
43	561087	MARKIC Gasper	1986	SLO						Elan
44	192653	FREY Thomas	1984	FRA						
46	103090	HELIE Louis-Pierre	1986	CAN						Head
47	561067	PERKO Rok	1985	SLO						Stoekli

**#804**



**AUDI FIS ALPINE SKI WORLD CUP 2011/12**  
**Beaver Creek (USA)**



2nd MEN'S SUPER-G  
**OFFICIAL RESULTS**

SAT 3 DEC 2011  
 Start Time: 11:00

Number of Competitors: 70, Number of NSA: 13

Rank	Bib	FIS Code	Name	Year of Birth	NSA	Time	Diff.	Dist. (m)	Race Points	Ski
	49	561216	<b>KLINE Bostjan</b>	1991	SLO					Stoekli
	52	530874	<b>GANONG Travis</b>	1988	USA					Atomic
	61	53837	<b>KRAMER Manuel</b>	1989	AUT					Atomic
	69	501324	<b>OLSSON Matts</b>	1988	SWE					Atomic
	70	192932	<b>FAYED Guillermo</b>	1985	FRA					Head

Technical Delegate:  
**B. LASHLEY (CAN) #804**





**AUDI FIS ALPINE SKI WORLD CUP 2011/12**  
**Beaver Creek (USA)**



2nd MEN'S SUPER-G  
**PENALTY CALCULATION**

SAT 3 DEC 2011

**Best 10 at Finish**

Rank	Bib	FIS Code	Name	NSA	FIS Points	Best 5	Race Points
1	30	511352	VILETTA Sandro	SUI	20.35		
2	11	421328	SVINDAL Aksel Lund	NOR	3.22	3.22	2.69
3	23	511383	FEUZ Beat	SUI	13.24		
4	3	102961	DIXON Robbie	CAN	6.07		
5	19	50742	REICHELTH Hannes	AUT	1.85	1.85	7.54
6	25	421483	JANSRUD Kjetil	NOR	14.25		
7	15	102263	GUAY Erik	CAN	4.12	4.12	10.91
8	10	50625	RAICH Benjamin	AUT	3.02	3.02	11.45
9	22	510030	CUCHE Didier	SUI	0.00	0.00	11.85
10	34	530939	WEIBRECHT Andrew	USA	6.00		

**Best 5 FIS Points at Start**

Rank	Bib	FIS Code	Name	NSA	FIS Points
9	22	510030	CUCHE Didier	SUI	0.00
5	19	50742	REICHELTH Hannes	AUT	1.85
32	16	380260	KOSTELIC Ivica	CRO	2.34
13	18	293006	INNERHOFER Christof	ITA	2.34
18	20	192746	THEAUX Adrien	FRA	2.55

<b>TOTALS:</b>		
FIS Points of Best 5 at Start (B)	<b>9.08</b>	
FIS Points of Best at Finish in Top 10 (A)		<b>12.21</b>
Race Points of Corresponding Competitors (C)		<b>44.44</b>
Calculated Penalty (A+B-C) : 10 =>	<b>-2.315</b>	
Rounded	<b>-2.32</b>	
Category Adder	<b>0.00</b>	
Correction Value (Z)	<b>0.00</b>	
Calculated Penalty	<b>-2.32</b>	
Penalty Applied	<b>0.00</b>	

Technical Delegate:  
**B. LASHLEY (CAN) #804**





BIRDS OF PREY



NORTH AMERICA'S DOWNHILL  
BEAVER CREEK, COLORADO  
MEN'S DOWNHILL, SUPER-G & GIANT SLALOM  
DECEMBER 2-4, 2011



Audi  
FIS Ski World Cup



Audi  
FIS Ski World Cup

AUDI FIS ALPINE SKI WORLD CUP 2011/12  
Beaver Creek (USA)



FIS  
SKI WORLD CUP

2nd MEN'S SUPER-G  
PERFORMANCE ANALYSIS 1

SAT 3 DEC 2011

Number of Competitors: 55

Rank	Bib	Name Ski	NSA	Positions			Partials			Difference		Speed	
				Pos.	Time	Rank	Pos.	Time	Rank	Time	Dist(m)	Pos.	km/h
1	30	<b>VILETTA Sandro</b> Salomon	SUI	Int1: 22.36 (1) Int2: 42.74 (1) Int3: 57.90 (1) Fin: 1:18.71 (1)	I1-I2: 20.38 (13) I2-I3: 15.16 (16) I3-Fin: 20.81 (6)	0.00 0.00 0.00 0.00	0.00	0.00	Sp1: 87.49 (38) Avg.: 83.15				
2	11	<b>SVINDAL Aksel Lund</b> Head	NOR	Int1: 23.36 (19) Int2: 43.36 (5) Int3: 58.33 (4) Fin: 1:18.91 (2)	I1-I2: 20.00 (2) I2-I3: 14.97 (5) I3-Fin: 20.58 (1)	1.00 0.62 0.43 0.20	4.61	Sp1: 93.40 (4) Avg.: 82.94					
3	23	<b>FEUZ Beat</b> Salomon	SUI	Int1: 22.73 (3) Int2: 43.08 (3) Int3: 58.21 (3) Fin: 1:18.97 (3)	I1-I2: 20.35 (11) I2-I3: 15.13 (14) I3-Fin: 20.76 (4)	0.37 0.34 0.31 0.26	5.99	Sp1: 88.62 (28) Avg.: 82.88					
4	3	<b>DIXON Robbie</b> Rossignol	CAN	Int1: 22.98 (7) Int2: 43.17 (4) Int3: 58.36 (5) Fin: 1:19.02 (4)	I1-I2: 20.19 (3) I2-I3: 15.19 (20) I3-Fin: 20.66 (2)	0.62 0.43 0.46 0.31	7.13	Sp1: 91.21 (12) Avg.: 82.82					
5	19	<b>REICHELTH Hannes</b> Salomon	AUT	Int1: 22.98 (7) Int2: 42.81 (2) Int3: 58.04 (2) Fin: 1:19.27 (5)	I1-I2: 19.83 (1) I2-I3: 15.23 (22) I3-Fin: 21.23 (38)	0.62 0.07 0.14 0.56	12.84	Sp1: 95.61 (1) Avg.: 82.56					
6	25	<b>JANSRUD Kjetil</b> Head	NOR	Int1: 23.37 (20) Int2: 43.71 (14) Int3: 58.77 (10) Fin: 1:19.51 (6)	I1-I2: 20.34 (9) I2-I3: 15.06 (9) I3-Fin: 20.74 (3)	1.01 0.97 0.87 0.80	18.29	Sp1: 88.62 (28) Avg.: 82.31					
7	15	<b>GUAY Erik</b> Atomic	CAN	Int1: 23.45 (26) Int2: 43.68 (12) Int3: 58.64 (9) Fin: 1:19.52 (7)	I1-I2: 20.23 (4) I2-I3: 14.96 (4) I3-Fin: 20.88 (8)	1.09 0.94 0.74 0.81	18.52	Sp1: 91.37 (11) Avg.: 82.30					
8	10	<b>RAICH Benjamin</b> Atomic	AUT	Int1: 22.80 (4) Int2: 43.36 (5) Int3: 58.54 (6) Fin: 1:19.56 (8)	I1-I2: 20.56 (24) I2-I3: 15.18 (18) I3-Fin: 21.02 (21)	0.44 0.62 0.64 0.85	19.42	Sp1: 87.14 (39) Avg.: 82.26					
9	22	<b>CUCHE Didier</b> Head	SUI	Int1: 22.92 (5) Int2: 43.44 (8) Int3: 58.56 (7) Fin: 1:19.59 (9)	I1-I2: 20.52 (22) I2-I3: 15.12 (13) I3-Fin: 21.03 (22)	0.56 0.70 0.66 0.88	20.10	Sp1: 90.38 (16) Avg.: 82.23					
10	34	<b>WEIBRECHT Andrew</b> Rossignol	USA	Int1: 23.12 (13) Int2: 43.37 (7) Int3: 58.62 (8) Fin: 1:19.77 (10)	I1-I2: 20.25 (5) I2-I3: 15.25 (24) I3-Fin: 21.15 (35)	0.76 0.63 0.72 1.06	24.16	Sp1: 91.14 (13) Avg.: 82.05					



### 2nd MEN'S SUPER-G

## PERFORMANCE ANALYSIS 1

SAT 3 DEC 2011

**Number of Competitors: 55**

Rank	Bib	Name Ski	NSA	Positions			Partials			Difference		Speed	
				Pos.	Time	Rank	Pos.	Time	Rank	Time	Dist(m)	Pos.	km/h
11	40	<b>MARSAGLIA Matteo</b> Rossignol	ITA	Int1: 23.01 (9) Int2: 43.56 (10) Int3: 58.87 (13) Fin: 1:19.82 (11)	I1-I2: 20.55 (23) I2-I3: 15.31 (28) I3-Fin: 20.95 (12)	0.65 0.82 0.97 1.11	25.28	Sp1: 90.31 (17) Avg.: 81.99					
12	5	<b>KUENG Patrick</b> Salomon	SUI	Int1: 23.65 (38) Int2: 44.10 (25) Int3: 58.93 (14) Fin: 1:19.85 (12)	I1-I2: 20.45 (16) I2-I3: 14.83 (2) I3-Fin: 20.92 (10)	1.29 1.36 1.03 1.14	25.96	Sp1: 88.77 (26) Avg.: 81.96					
13	18	<b>INNERHOFER Christof</b> Rossignol	ITA	Int1: 23.51 (28) Int2: 43.81 (18) Int3: 58.96 (16) Fin: 1:19.86 (13)	I1-I2: 20.30 (7) I2-I3: 15.15 (15) I3-Fin: 20.90 (9)	1.15 1.07 1.06 1.15	26.18	Sp1: 88.77 (26) Avg.: 81.95					
14	14	<b>GRUENENFELDER Tobias</b> Stoeckli	SUI	Int1: 23.06 (11) Int2: 43.53 (9) Int3: 58.83 (12) Fin: 1:19.88 (14)	I1-I2: 20.47 (19) I2-I3: 15.30 (27) I3-Fin: 21.05 (24)	0.70 0.79 0.93 1.17	26.63	Sp1: 91.52 (9) Avg.: 81.93					
15	26	<b>KEPPLER Stephan</b> Head	GER	Int1: 23.40 (22) Int2: 43.73 (16) Int3: 58.94 (15) Fin: 1:19.90 (15)	I1-I2: 20.33 (8) I2-I3: 15.21 (21) I3-Fin: 20.96 (14)	1.04 0.99 1.04 1.19	27.08	Sp1: 90.46 (15) Avg.: 81.91					
16	27	<b>DEFAGO Didier</b> Rossignol	SUI	Int1: 23.24 (16) Int2: 43.71 (14) Int3: 58.97 (17) Fin: 1:19.97 (16)	I1-I2: 20.47 (19) I2-I3: 15.26 (25) I3-Fin: 21.00 (18)	0.88 0.97 1.07 1.26	28.64	Sp1: 88.48 (30) Avg.: 81.84					
17	1	<b>BERTRAND Yannick</b> Atomic	FRA	Int1: 23.48 (27) Int2: 43.93 (22) Int3: 58.81 (11) Fin: 1:20.05 (17)	I1-I2: 20.45 (16) I2-I3: 14.88 (3) I3-Fin: 21.24 (40)	1.12 1.19 0.91 1.34	30.43	Sp1: 89.35 (23) Avg.: 81.76					
18	20	<b>THEAUX Adrien</b> Salomon	FRA	Int1: 23.76 (41) Int2: 44.11 (26) Int3: 59.09 (20) Fin: 1:20.07 (18)	I1-I2: 20.35 (11) I2-I3: 14.98 (6) I3-Fin: 20.98 (15)	1.40 1.37 1.19 1.36	30.88	Sp1: 91.52 (9) Avg.: 81.74					
19	17	<b>BAUMANN Romed</b> Salomon	AUT	Int1: 23.82 (43) Int2: 44.28 (31) Int3: 59.30 (26) Fin: 1:20.08 (19)	I1-I2: 20.46 (18) I2-I3: 15.02 (7) I3-Fin: 20.78 (5)	1.46 1.54 1.40 1.37	31.10	Sp1: 83.86 (49) Avg.: 81.73					
20	21	<b>JANKA Carlo</b> Atomic	SUI	Int1: 23.53 (31) Int2: 43.96 (23) Int3: 59.27 (25) Fin: 1:20.10 (20)	I1-I2: 20.43 (14) I2-I3: 15.31 (28) I3-Fin: 20.83 (7)	1.17 1.22 1.37 1.39	31.55	Sp1: 91.60 (8) Avg.: 81.71					
21	9	<b>MILLER Bode</b> Head	USA	Int1: 23.73 (40) Int2: 44.35 (34) Int3: 59.16 (21) Fin: 1:20.11 (21)	I1-I2: 20.62 (27) I2-I3: 14.81 (1) I3-Fin: 20.95 (12)	1.37 1.61 1.26 1.40	31.77	Sp1: 93.88 (3) Avg.: 81.70					
22	42	<b>ROMAR Andreas</b> Atomic	FIN	Int1: 23.01 (9) Int2: 43.73 (16) Int3: 59.04 (19) Fin: 1:20.12 (22)	I1-I2: 20.72 (28) I2-I3: 15.31 (28) I3-Fin: 21.08 (26)	0.65 0.99 1.14 1.41	31.99	Sp1: 88.05 (33) Avg.: 81.69					
22	28	<b>HUDEC Jan</b> Rossignol	CAN	Int1: 23.58 (34) Int2: 43.92 (21) Int3: 59.03 (18) Fin: 1:20.12 (22)	I1-I2: 20.34 (9) I2-I3: 15.11 (12) I3-Fin: 21.09 (27)	1.22 1.18 1.13 1.41	31.99	Sp1: 89.79 (21) Avg.: 81.69					

Number of Competitors: 55

Rank	Bib	Name Ski	NSA	Positions			Partials			Difference		Speed	
				Pos.	Time	Rank	Pos.	Time	Rank	Time	Dist(m)	Pos.	km/h
24	13	<b>KROELL Klaus</b> Salomon	AUT	Int1: 23.91 (47) Int2: 44.17 (28) Int3: 59.20 (23) Fin: 1:20.18 (24)	I1-I2: 20.26 (6) I2-I3: 15.03 (8) I3-Fin: 20.98 (15)	1.55 1.43 1.30 1.47	33.33	Sp1: 95.11 (2) Avg.: 81.63					
25	59	<b>FRANZ Max</b> Atomic	AUT	Int1: 23.54 (32) Int2: 44.49 (37) Int3: 59.59 (33) Fin: 1:20.51 (25)	I1-I2: 20.95 (41) I2-I3: 15.10 (11) I3-Fin: 20.92 (10)	1.18 1.75 1.69 1.80	40.65	Sp1: 87.56 (37) Avg.: 81.29					
25	24	<b>FILL Peter</b> Atomic	ITA	Int1: 23.37 (20) Int2: 43.98 (27) Int3: 59.42 (24) Fin: 1:20.51 (25)	I1-I2: 20.61 (26) I2-I3: 15.44 (41) I3-Fin: 21.09 (27)	1.01 1.24 1.52 1.80	40.65	Sp1: 89.06 (24) Avg.: 81.29					
27	48	<b>PINTURAUULT Alexis</b> Salomon	FRA	Int1: 22.66 (2) Int2: 43.61 (11) Int3: 59.25 (24) Fin: 1:20.53 (27)	I1-I2: 20.95 (41) I2-I3: 15.64 (47) I3-Fin: 21.28 (41)	0.30 0.87 1.35 1.82	41.09	Sp1: 88.98 (25) Avg.: 81.27					
27	31	<b>FORD Tommy</b>	USA	Int1: 23.23 (14) Int2: 43.70 (13) Int3: 59.55 (31) Fin: 1:20.53 (27)	I1-I2: 20.47 (19) I2-I3: 15.85 (53) I3-Fin: 20.98 (15)	0.87 0.96 1.65 1.82	41.09	Sp1: 86.93 (41) Avg.: 81.27					
29	39	<b>COCHRAN-SIEGLE Ryan</b> Rossignol	USA	Int1: 23.52 (30) Int2: 44.27 (30) Int3: 59.44 (28) Fin: 1:20.57 (29)	I1-I2: 20.75 (31) I2-I3: 15.17 (17) I3-Fin: 21.13 (32)	1.16 1.53 1.54 1.86	41.97	Sp1: 86.24 (44) Avg.: 81.23					
30	66	<b>KLOTZ Siegmarr</b> Nordica	ITA	Int1: 23.11 (12) Int2: 43.89 (20) Int3: 59.16 (21) Fin: 1:20.58 (30)	I1-I2: 20.78 (32) I2-I3: 15.27 (26) I3-Fin: 21.42 (45)	0.75 1.15 1.26 1.87	42.19	Sp1: 88.33 (31) Avg.: 81.22					
31	60	<b>HOFFMANN Ambrosi</b> Nordica	SUI	Int1: 23.42 (24) Int2: 44.49 (37) Int3: 59.56 (32) Fin: 1:20.70 (31)	I1-I2: 21.07 (47) I2-I3: 15.07 (10) I3-Fin: 21.14 (34)	1.06 1.75 1.66 1.99	44.83	Sp1: 89.71 (22) Avg.: 81.10					
32	16	<b>KOSTELIC Ivica</b> Fischer	CRO	Int1: 23.95 (49) Int2: 44.38 (35) Int3: 59.71 (34) Fin: 1:20.76 (32)	I1-I2: 20.43 (14) I2-I3: 15.33 (32) I3-Fin: 21.05 (24)	1.59 1.64 1.81 2.05	46.15	Sp1: 93.16 (5) Avg.: 81.04					
33	33	<b>OLSSON Hans</b> Head	SWE	Int1: 23.60 (35) Int2: 44.50 (39) Int3: 59.86 (37) Fin: 1:20.97 (33)	I1-I2: 20.90 (37) I2-I3: 15.36 (36) I3-Fin: 21.11 (30)	1.24 1.76 1.96 2.26	50.74	Sp1: 91.90 (7) Avg.: 80.83					
34	54	<b>PATSCHIEDER Hagen</b> Atomic	ITA	Int1: 23.41 (23) Int2: 44.56 (42) Int3: 59.91 (41) Fin: 1:21.01 (34)	I1-I2: 21.15 (48) I2-I3: 15.35 (35) I3-Fin: 21.10 (29)	1.05 1.82 2.01 2.30	51.62	Sp1: 86.04 (45) Avg.: 80.79					
35	8	<b>HEEL Werner</b> Head	ITA	Int1: 23.23 (14) Int2: 44.18 (29) Int3: 59.54 (30) Fin: 1:21.02 (35)	I1-I2: 20.95 (41) I2-I3: 15.36 (36) I3-Fin: 21.48 (47)	0.87 1.44 1.64 2.31	51.83	Sp1: 79.00 (52) Avg.: 80.78					
36	67	<b>THOMSEN Benjamin</b> Head	CAN	Int1: 23.76 (41) Int2: 44.64 (46) Int3: 1:00.01 (43) Fin: 1:21.05 (36)	I1-I2: 20.88 (34) I2-I3: 15.37 (38) I3-Fin: 21.04 (23)	1.40 1.90 2.11 2.34	52.49	Sp1: Avg.: 80.75					

2nd MEN'S SUPER-G  
**PERFORMANCE ANALYSIS 1**

Number of Competitors: 55

Rank	Bib	Name Ski	NSA	Positions			Partials			Difference		Speed	
				Pos.	Time	Rank	Pos.	Time	Rank	Time	Dist(m)	Pos.	km/h
36	58	<b>GREGORAK Will</b> Rossignol	USA	Int1: 23.31 (18) Int2: 44.15 (27) Int3: 59.88 (39) Fin: 1:21.05 (36)	I1-I2: 20.84 (33) I2-I3: 15.73 (50) I3-Fin: 21.17 (36)	0.95 1.41 1.98 2.34	52.49	Sp1: 86.04 (45) Avg.: 80.75					
36	2	<b>ZURBRIGGEN Silvan</b> Rossignol	SUI	Int1: 23.62 (36) Int2: 44.34 (33) Int3: 1:00.04 (46) Fin: 1:21.05 (36)	I1-I2: 20.72 (28) I2-I3: 15.70 (49) I3-Fin: 21.01 (20)	1.26 1.60 2.14 2.34	52.49	Sp1: 86.65 (43) Avg.: 80.75					
39	4	<b>PUCHNER Joachim</b> Atomic	AUT	Int1: 23.88 (45) Int2: 44.78 (48) Int3: 59.96 (42) Fin: 1:21.07 (39)	I1-I2: 20.90 (37) I2-I3: 15.18 (18) I3-Fin: 21.11 (30)	1.52 2.04 2.06 2.36	52.92	Sp1: 85.70 (47) Avg.: 80.73					
40	57	<b>PICHOT Sebastien</b> Fischer	FRA	Int1: 22.94 (6) Int2: 43.85 (19) Int3: 59.49 (29) Fin: 1:21.11 (40)	I1-I2: 20.91 (40) I2-I3: 15.64 (47) I3-Fin: 21.62 (53)	0.58 1.11 1.59 2.40	53.79	Sp1: 90.16 (18) Avg.: 80.69					
40	45	<b>SANDER Andreas</b> Atomic	GER	Int1: 23.98 (51) Int2: 44.55 (41) Int3: 59.88 (39) Fin: 1:21.11 (40)	I1-I2: 20.57 (25) I2-I3: 15.33 (32) I3-Fin: 21.23 (38)	1.62 1.81 1.98 2.40	53.79	Sp1: 89.94 (20) Avg.: 80.69					
42	29	<b>JAERBYN Patrik</b> Atomic	SWE	Int1: 23.63 (37) Int2: 44.62 (45) Int3: 59.85 (36) Fin: 1:21.18 (42)	I1-I2: 20.99 (44) I2-I3: 15.23 (22) I3-Fin: 21.33 (43)	1.27 1.88 1.95 2.47	55.31	Sp1: 88.12 (32) Avg.: 80.62					
43	37	<b>SULLIVAN Marco</b> Rossignol	USA	Int1: 44.30 (32) Int2: 59.78 (35) Fin: 1:21.19 (43)	I1-I2: I2-I3: 15.48 (42) I3-Fin: 21.41 (44)	1.56 1.88 2.48	55.53	Sp1: 92.14 (6) Avg.: 80.61					
44	62	<b>CLAREY Johan</b> Head	FRA	Int1: 23.95 (49) Int2: 44.85 (51) Int3: 1:00.24 (48) Fin: 1:21.37 (44)	I1-I2: 20.90 (37) I2-I3: 15.39 (39) I3-Fin: 21.13 (32)	1.59 2.11 2.34 2.66	59.43	Sp1: 87.70 (36) Avg.: 80.43					
45	65	<b>JITLOFF Tim</b> Fischer	USA	Int1: 23.54 (32) Int2: 44.42 (36) Int3: 1:00.43 (50) Fin: 1:21.43 (45)	I1-I2: 20.88 (34) I2-I3: 16.01 (54) I3-Fin: 21.00 (18)	1.18 1.68 2.53 2.72	60.73	Sp1: 86.93 (41) Avg.: 80.37					
46	38	<b>ZRNCIC-DIM Natko</b> Atomic	CRO	Int1: 23.94 (48) Int2: 44.68 (47) Int3: 1:00.02 (45) Fin: 1:21.50 (46)	I1-I2: 20.74 (30) I2-I3: 15.34 (34) I3-Fin: 21.48 (47)	1.58 1.94 2.12 2.79	62.24	Sp1: 88.05 (33) Avg.: 80.30					
47	51	<b>FRISCH Jeffrey</b> Head	CAN	Int1: 23.72 (39) Int2: 44.61 (44) Int3: 1:00.01 (43) Fin: 1:21.61 (47)	I1-I2: 20.89 (36) I2-I3: 15.40 (40) I3-Fin: 21.60 (52)	1.36 1.87 2.11 2.90	64.60	Sp1: 88.05 (33) Avg.: 80.20					
48	63	<b>STAUDACHER Patrick</b> Head	ITA	Int1: 23.83 (44) Int2: 44.83 (50) Int3: 1:00.44 (51) Fin: 1:21.64 (48)	I1-I2: 21.00 (45) I2-I3: 15.61 (46) I3-Fin: 21.20 (37)	1.47 2.09 2.54 2.93	65.25	Sp1: 90.08 (19) Avg.: 80.17					
49	55	<b>KRIZAJ Andrej</b> Elan	SLO	Int1: 23.42 (24) Int2: 44.57 (43) Int3: 1:00.13 (47) Fin: 1:21.70 (49)	I1-I2: 21.15 (48) I2-I3: 15.56 (45) I3-Fin: 21.57 (51)	1.06 1.83 2.23 2.99	66.53	Sp1: 85.63 (48) Avg.: 80.11					

**Number of Competitors: 55**

Rank	Bib	Name Ski	NSA	Positions			Partials			Difference		Speed	
				Pos.	Time	Rank	Pos.	Time	Rank	Time	Dist(m)	Pos.	km/h
50	50	<b>STRIEDINGER Otmar</b> Fischer	AUT	Int1:	23.51 (28)		I1-I2:	21.03 (46)	1.15		Sp1:	91.06 (14)	
				Int2:	44.54 (40)		I2-I3:	15.32 (31)	1.80				
				Int3:	59.86 (37)		I3-Fin:	21.87 (55)	1.96				
				Fin:	1:21.73 (50)				3.02	67.18	Avg.:	80.08	
51	53	<b>COOK Dustin</b> Head	CAN	Int1:	23.25 (17)		I1-I2:	21.56 (51)	0.89		Sp1:	81.24 (50)	
				Int2:	44.81 (49)		I2-I3:	15.55 (43)	2.07				
				Int3:	1:00.36 (49)		I3-Fin:	21.42 (45)	2.46				
				Fin:	1:21.78 (51)				3.07	68.25	Avg.:	80.03	
52	36	<b>GRAF Bernhard</b> Head	AUT	Int1:			I1-I2:		2.29		Sp1:	80.76 (51)	
				Int2:	45.03 (52)		I2-I3:	15.55 (43)	2.68				
				Int3:	1:00.58 (52)		I3-Fin:	21.30 (42)	3.17	70.38	Avg.:	79.93	
				Fin:	1:21.88 (52)								
53	64	<b>CASSE Mattia</b> Rossignol	ITA	Int1:	23.89 (46)		I1-I2:	21.19 (50)	1.53		Sp1:		
				Int2:	45.08 (53)		I2-I3:	15.78 (52)	2.34				
				Int3:	1:00.86 (53)		I3-Fin:	21.53 (49)	2.96				
				Fin:	1:22.39 (53)				3.68	81.20	Avg.:	79.44	
54	56	<b>BJERKESTRAND Iver</b>	NOR	Int1:			I1-I2:		2.49		Sp1:	87.00 (40)	
				Int2:	45.23 (54)		I2-I3:	16.14 (55)	3.47				
				Int3:	1:01.37 (54)		I3-Fin:	21.54 (50)	4.20	92.10	Avg.:	78.94	
				Fin:	1:22.91 (54)								
55	68	<b>CRAWFORD Douglas</b> Head	GBR	Int1:	23.98 (51)		I1-I2:	21.65 (52)	1.62		Sp1:		
				Int2:	45.63 (55)		I2-I3:	15.74 (51)	2.89				
				Int3:	1:01.37 (54)		I3-Fin:	21.67 (54)	3.47				
				Fin:	1:23.04 (55)				4.33	94.80	Avg.:	78.82	

**LEGEND**

**Pos** Intermediate or Speed Position    **Dist(m)** Distance behind the first    **Int2:** Intermediate 2    **Sp1:** Speed Trap 1  
**Avg.** Average Speed for the race    **Int1:** Intermediate 1    **Int3:** Intermediate 3    **Fin:** Finish





BIRDS OF PREY



NORTH AMERICA'S DOWNHILL  
BEAVER CREEK, COLORADO  
MEN'S DOWNHILL, SUPER-G & GIANT SLALOM  
DECEMBER 2-4, 2011



Audi  
FIS Ski World Cup



Audi  
FIS Ski World Cup

AUDI FIS ALPINE SKI WORLD CUP 2011/12  
Beaver Creek (USA)



FIS  
SKI WORLD CUP

2nd MEN'S SUPER-G  
PERFORMANCE ANALYSIS 2

SAT 3 DEC 2011

Number of Competitors: 70

Bib	Name Ski	NSA	Positions			Partials			Difference		Speed	
			Pos.	Time	Rank	Pos.	Time	Rank	Time	Dist(m)	Pos.	km/h
1	<b>BERTRAND Yannick</b> Atomic	FRA	Int1: 23.48 (29) Int2: 43.93 (22) Int3: 58.81 (11) Fin: 1:20.05 (17)	I1-I2: 20.45 (16) I2-I3: 14.88 (3) I3-Fin: 21.24 (40)	1.12 1.19 0.91 1.34	30.43	Sp1: 89.35 (25) Avg.: 81.76					
2	<b>ZURBRIGGEN Silvan</b> Rossignol	SUI	Int1: 23.62 (38) Int2: 44.34 (34) Int3: 1:00.04 (46) Fin: 1:21.05 (36)	I1-I2: 20.72 (29) I2-I3: 15.70 (49) I3-Fin: 21.01 (20)	1.26 1.60 2.14 2.34	52.49	Sp1: 86.65 (46) Avg.: 80.75					
3	<b>DIXON Robbie</b> Rossignol	CAN	Int1: 22.98 (7) Int2: 43.17 (4) Int3: 58.36 (5) Fin: 1:19.02 (4)	I1-I2: 20.19 (3) I2-I3: 15.19 (20) I3-Fin: 20.66 (2)	0.62 0.43 0.46 0.31	7.13	Sp1: 91.21 (12) Avg.: 82.82					
4	<b>PUCHNER Joachim</b> Atomic	AUT	Int1: 23.88 (49) Int2: 44.78 (49) Int3: 59.96 (42) Fin: 1:21.07 (39)	I1-I2: 20.90 (38) I2-I3: 15.18 (18) I3-Fin: 21.11 (30)	1.52 2.04 2.06 2.36	52.92	Sp1: 85.70 (51) Avg.: 80.73					
5	<b>KUENG Patrick</b> Salomon	SUI	Int1: 23.65 (40) Int2: 44.10 (25) Int3: 58.93 (14) Fin: 1:19.85 (12)	I1-I2: 20.45 (16) I2-I3: 14.83 (2) I3-Fin: 20.92 (10)	1.29 1.36 1.03 1.14	25.96	Sp1: 88.77 (28) Avg.: 81.96					
6	<b>MAYER Matthias</b> Head	AUT	Int1: Int2: Int3: Fin: DNF	I1-I2: I2-I3: I3-Fin:			Sp1: Avg.:					
7	<b>SPORN Andrej</b> Elan	SLO	Int1: 23.82 (46) Int2: 44.29 (32) Int3: Fin: DNF	I1-I2: 20.47 (19) I2-I3: I3-Fin:	1.46 1.55		Sp1: 90.61 (15) Avg.:					
8	<b>HEEL Werner</b> Head	ITA	Int1: 23.23 (16) Int2: 44.18 (29) Int3: 59.54 (30) Fin: 1:21.02 (35)	I1-I2: 20.95 (42) I2-I3: 15.36 (36) I3-Fin: 21.48 (47)	0.87 1.44 1.64 2.31	51.83	Sp1: 79.00 (56) Avg.: 80.78					
9	<b>MILLER Bode</b> Head	USA	Int1: 23.73 (42) Int2: 44.35 (35) Int3: 59.16 (21) Fin: 1:20.11 (21)	I1-I2: 20.62 (28) I2-I3: 14.81 (1) I3-Fin: 20.95 (12)	1.37 1.61 1.26 1.40	31.77	Sp1: 93.88 (3) Avg.: 81.70					
10	<b>RAICH Benjamin</b> Atomic	AUT	Int1: 22.80 (4) Int2: 43.36 (5) Int3: 58.54 (6) Fin: 1:19.56 (8)	I1-I2: 20.56 (25) I2-I3: 15.18 (18) I3-Fin: 21.02 (21)	0.44 0.62 0.64 0.85	19.42	Sp1: 87.14 (41) Avg.: 82.26					



2nd MEN'S SUPER-G  
**PERFORMANCE ANALYSIS 2**

SAT 3 DEC 2011

**Number of Competitors: 70**

Bib	Name Ski	NSA	Positions			Partials			Difference		Speed	
			Pos.	Time	Rank	Pos.	Time	Rank	Time	Dist(m)	Pos.	km/h
11	<b>SVINDAL Aksel Lund</b> Head	NOR	Int1: 23.36 (21) Int2: 43.36 (5) Int3: 58.33 (4) Fin: 1:18.91 (2)	11-12: 20.00 (2) 12-13: 14.97 (5) 13-Fin: 20.58 (1)	1.00 0.62 0.43 0.20	4.61	Sp1: 93.40 (4) Avg.: 82.94					
12	<b>STREITBERGER Georg</b> Fischer	AUT	Int1: 23.15 (15) Int2: Int3: Fin: DNF	11-12: 12-13: 13-Fin:	0.79		Sp1: 89.79 (22) Avg.:					
13	<b>KROELL Klaus</b> Salomon	AUT	Int1: 23.91 (51) Int2: 44.17 (28) Int3: 59.20 (23) Fin: 1:20.18 (24)	11-12: 20.26 (6) 12-13: 15.03 (8) 13-Fin: 20.98 (15)	1.55 1.43 1.30 1.47	33.33	Sp1: 95.11 (2) Avg.: 81.63					
14	<b>GRUENENFELDER Tobias</b> Stoekli	SUI	Int1: 23.06 (11) Int2: 43.53 (9) Int3: 58.83 (12) Fin: 1:19.88 (14)	11-12: 20.47 (19) 12-13: 15.30 (27) 13-Fin: 21.05 (24)	0.70 0.79 0.93 1.17	26.63	Sp1: 91.52 (9) Avg.: 81.93					
15	<b>GUAY Erik</b> Atomic	CAN	Int1: 23.45 (28) Int2: 43.68 (12) Int3: 58.64 (9) Fin: 1:19.52 (7)	11-12: 20.23 (4) 12-13: 14.96 (4) 13-Fin: 20.88 (8)	1.09 0.94 0.74 0.81	18.52	Sp1: 91.37 (11) Avg.: 82.30					
16	<b>KOSTELIC Ivica</b> Fischer	CRO	Int1: 23.95 (53) Int2: 44.38 (36) Int3: 59.71 (34) Fin: 1:20.76 (32)	11-12: 20.43 (14) 12-13: 15.33 (32) 13-Fin: 21.05 (24)	1.59 1.64 1.81 2.05	46.15	Sp1: 93.16 (5) Avg.: 81.04					
17	<b>BAUMANN Romed</b> Salomon	AUT	Int1: 23.82 (46) Int2: 44.28 (31) Int3: 59.30 (26) Fin: 1:20.08 (19)	11-12: 20.46 (18) 12-13: 15.02 (7) 13-Fin: 20.78 (5)	1.46 1.54 1.40 1.37	31.10	Sp1: 83.86 (53) Avg.: 81.73					
18	<b>INNERHOFER Christof</b> Rossignol	ITA	Int1: 23.51 (30) Int2: 43.81 (18) Int3: 58.96 (16) Fin: 1:19.86 (13)	11-12: 20.30 (7) 12-13: 15.15 (15) 13-Fin: 20.90 (9)	1.15 1.07 1.06 1.15	26.18	Sp1: 88.77 (28) Avg.: 81.95					
19	<b>REICHELHANN Hannes</b> Salomon	AUT	Int1: 22.98 (7) Int2: 42.81 (2) Int3: 58.04 (2) Fin: 1:19.27 (5)	11-12: 19.83 (1) 12-13: 15.23 (22) 13-Fin: 21.23 (38)	0.62 0.07 0.14 0.56	12.84	Sp1: 95.61 (1) Avg.: 82.56					
20	<b>THEAUX Adrien</b> Salomon	FRA	Int1: 23.76 (43) Int2: 44.11 (26) Int3: 59.09 (20) Fin: 1:20.07 (18)	11-12: 20.35 (11) 12-13: 14.98 (6) 13-Fin: 20.98 (15)	1.40 1.37 1.19 1.36	30.88	Sp1: 91.52 (9) Avg.: 81.74					
21	<b>JANKA Carlo</b> Atomic	SUI	Int1: 23.53 (33) Int2: 43.96 (23) Int3: 59.27 (25) Fin: 1:20.10 (20)	11-12: 20.43 (14) 12-13: 15.31 (28) 13-Fin: 20.83 (7)	1.17 1.22 1.37 1.39	31.55	Sp1: 91.60 (8) Avg.: 81.71					
22	<b>CUCHE Didier</b> Head	SUI	Int1: 22.92 (5) Int2: 43.44 (8) Int3: 58.56 (7) Fin: 1:19.59 (9)	11-12: 20.52 (23) 12-13: 15.12 (13) 13-Fin: 21.03 (22)	0.56 0.70 0.66 0.88	20.10	Sp1: 90.38 (17) Avg.: 82.23					
23	<b>FEUZ Beat</b> Salomon	SUI	Int1: 22.73 (3) Int2: 43.08 (3) Int3: 58.21 (3) Fin: 1:18.97 (3)	11-12: 20.35 (11) 12-13: 15.13 (14) 13-Fin: 20.76 (4)	0.37 0.34 0.31 0.26	5.99	Sp1: 88.62 (30) Avg.: 82.88					

**PERFORMANCE ANALYSIS 2**
**Number of Competitors: 70**

Bib	Name Ski	NSA	Positions			Partials			Difference		Speed	
			Pos.	Time	Rank	Pos.	Time	Rank	Time	Dist(m)	Pos.	km/h
24	<b>FILL Peter</b> Atomic	ITA	Int1: 23.37 (22) Int2: 43.98 (24) Int3: 59.42 (27) Fin: 1:20.51 (25)	I1-I2: 20.61 (27) I2-I3: 15.44 (41) I3-Fin: 21.09 (27)	1.01 1.24 1.52 1.80	40.65	Sp1: 89.06 (26) Avg.: 81.29					
25	<b>JANSRUD Kjetil</b> Head	NOR	Int1: 23.37 (22) Int2: 43.71 (14) Int3: 58.77 (10) Fin: 1:19.51 (6)	I1-I2: 20.34 (9) I2-I3: 15.06 (9) I3-Fin: 20.74 (3)	1.01 0.97 0.87 0.80	18.29	Sp1: 88.62 (30) Avg.: 82.31					
26	<b>KEPPLER Stephan</b> Head	GER	Int1: 23.40 (24) Int2: 43.73 (16) Int3: 58.94 (15) Fin: 1:19.90 (15)	I1-I2: 20.33 (8) I2-I3: 15.21 (21) I3-Fin: 20.96 (14)	1.04 0.99 1.04 1.19	27.08	Sp1: 90.46 (16) Avg.: 81.91					
27	<b>DEFAGO Didier</b> Rossignol	SUI	Int1: 23.24 (18) Int2: 43.71 (14) Int3: 58.97 (17) Fin: 1:19.97 (16)	I1-I2: 20.47 (19) I2-I3: 15.26 (25) I3-Fin: 21.00 (18)	0.88 0.97 1.07 1.26	28.64	Sp1: 88.48 (32) Avg.: 81.84					
28	<b>HUDEC Jan</b> Rossignol	CAN	Int1: 23.58 (36) Int2: 43.92 (21) Int3: 59.03 (18) Fin: 1:20.12 (22)	I1-I2: 20.34 (9) I2-I3: 15.11 (12) I3-Fin: 21.09 (27)	1.22 1.18 1.13 1.41	31.99	Sp1: 89.79 (22) Avg.: 81.69					
29	<b>JAERBYN Patrik</b> Atomic	SWE	Int1: 23.63 (39) Int2: 44.62 (46) Int3: 59.85 (36) Fin: 1:21.18 (42)	I1-I2: 20.99 (45) I2-I3: 15.23 (22) I3-Fin: 21.33 (43)	1.27 1.88 1.95 2.47	55.31	Sp1: 88.12 (34) Avg.: 80.62					
30	<b>VILETTA Sandro</b> Salomon	SUI	Int1: 22.36 (1) Int2: 42.74 (1) Int3: 57.90 (1) Fin: 1:18.71 (1)	I1-I2: 20.38 (13) I2-I3: 15.16 (16) I3-Fin: 20.81 (6)	0.00 0.00 0.00 0.00	0.00	Sp1: 87.49 (40) Avg.: 83.15					
31	<b>FORD Tommy</b>	USA	Int1: 23.23 (16) Int2: 43.70 (13) Int3: 59.55 (31) Fin: 1:20.53 (27)	I1-I2: 20.47 (19) I2-I3: 15.85 (53) I3-Fin: 20.98 (15)	0.87 0.96 1.65 1.82	41.09	Sp1: 86.93 (44) Avg.: 81.27					
32	<b>LIGETY Ted</b> Head	USA	Int1: Int2: Int3: Fin: DNF	I1-I2: I2-I3: I3-Fin:			Sp1: Avg.:					
33	<b>OLSSON Hans</b> Head	SWE	Int1: 23.60 (37) Int2: 44.50 (40) Int3: 59.86 (37) Fin: 1:20.97 (33)	I1-I2: 20.90 (38) I2-I3: 15.36 (36) I3-Fin: 21.11 (30)	1.24 1.76 1.96 2.26	50.74	Sp1: 91.90 (7) Avg.: 80.83					
34	<b>WEIBRECHT Andrew</b> Rossignol	USA	Int1: 23.12 (14) Int2: 43.37 (7) Int3: 58.62 (8) Fin: 1:19.77 (10)	I1-I2: 20.25 (5) I2-I3: 15.25 (24) I3-Fin: 21.15 (35)	0.76 0.63 0.72 1.06	24.16	Sp1: 91.14 (13) Avg.: 82.05					
35	<b>MERMILLOD BLONDIN Thomas</b> Salomon	FRA	Int1: Int2: Int3: Fin: DNF	I1-I2: I2-I3: I3-Fin:			Sp1: Avg.:					
36	<b>GRAF Bernhard</b> Head	AUT	Int1: 45.03 (53) Int2: 1:00.58 (52) Int3: 1:21.88 (52) Fin:	I1-I2: I2-I3: 15.55 (43) I3-Fin: 21.30 (42)	2.29 2.68 3.17	70.38	Sp1: 80.76 (55) Avg.: 79.93					

**Number of Competitors: 70**

Bib	Name Ski	NSA	Positions			Partials			Difference		Speed		
			Pos.	Time	Rank	Pos.	Time	Rank	Time	Dist(m)	Pos.	km/h	Rank
37	<b>SULLIVAN Marco</b> Rossignol	USA	Int1:			11-12:					Sp1:	92.14	(6)
			Int2:	44.30	(33)	12-13:	15.48	(42)	1.56				
			Int3:	59.78	(35)	13-Fin:	21.41	(44)	1.88				
			Fin:	1:21.19	(43)				2.48	55.53	Avg.:	80.61	
38	<b>ZRNCIC-DIM Natko</b> Atomic	CRO	Int1:	23.94	(52)	11-12:	20.74	(31)	1.58		Sp1:	88.05	(35)
			Int2:	44.68	(48)	12-13:	15.34	(34)	1.94				
			Int3:	1:00.02	(45)	13-Fin:	21.48	(47)	2.12				
			Fin:	1:21.50	(46)				2.79	62.24	Avg.:	80.30	
39	<b>COCHRAN-SIEGLE Ryan</b> Rossignol	USA	Int1:	23.52	(32)	11-12:	20.75	(32)	1.16		Sp1:	86.24	(47)
			Int2:	44.27	(30)	12-13:	15.17	(17)	1.53				
			Int3:	59.44	(28)	13-Fin:	21.13	(32)	1.54				
			Fin:	1:20.57	(29)				1.86	41.97	Avg.:	81.23	
40	<b>MARSAGLIA Matteo</b> Rossignol	ITA	Int1:	23.01	(9)	11-12:	20.55	(24)	0.65		Sp1:	90.31	(18)
			Int2:	43.56	(10)	12-13:	15.31	(28)	0.82				
			Int3:	58.87	(13)	13-Fin:	20.95	(12)	0.97				
			Fin:	1:19.82	(11)				1.11	25.28	Avg.:	81.99	
41	<b>BIESEMEYER Thomas</b> Rossignol	USA	Int1:	23.11	(12)	11-12:			0.75		Sp1:	87.00	(42)
			Int2:			12-13:							
			Int3:			13-Fin:							
			Fin:	DNF							Avg.:		
42	<b>ROMAR Andreas</b> Atomic	FIN	Int1:	23.01	(9)	11-12:	20.72	(29)	0.65		Sp1:	88.05	(35)
			Int2:	43.73	(16)	12-13:	15.31	(28)	0.99				
			Int3:	59.04	(19)	13-Fin:	21.08	(26)	1.14				
			Fin:	1:20.12	(22)				1.41	31.99	Avg.:	81.69	
43	<b>MARKIC Gasper</b> Elan	SLO	Int1:			11-12:					Sp1:		
			Int2:			12-13:							
			Int3:			13-Fin:							
			Fin:	DNF							Avg.:		
44	<b>FREY Thomas</b>	FRA	Int1:	23.76	(43)	11-12:			1.40		Sp1:		
			Int2:			12-13:							
			Int3:			13-Fin:							
			Fin:	DNF							Avg.:		
45	<b>SANDER Andreas</b> Atomic	GER	Int1:	23.98	(55)	11-12:	20.57	(26)	1.62		Sp1:	89.94	(21)
			Int2:	44.55	(42)	12-13:	15.33	(32)	1.81				
			Int3:	59.88	(39)	13-Fin:	21.23	(38)	1.98				
			Fin:	1:21.11	(40)				2.40	53.79	Avg.:	80.69	
46	<b>HELIE Louis-Pierre</b> Head	CAN	Int1:			11-12:					Sp1:		
			Int2:			12-13:							
			Int3:			13-Fin:							
			Fin:	DNF							Avg.:		
47	<b>PERKO Rok</b> Stoeckli	SLO	Int1:	24.17	(58)	11-12:			1.81		Sp1:		
			Int2:			12-13:							
			Int3:			13-Fin:							
			Fin:	DNF							Avg.:		
48	<b>PINTURAUPT Alexis</b> Salomon	FRA	Int1:	22.66	(2)	11-12:	20.95	(42)	0.30		Sp1:	88.98	(27)
			Int2:	43.61	(11)	12-13:	15.64	(47)	0.87				
			Int3:	59.25	(24)	13-Fin:	21.28	(41)	1.35				
			Fin:	1:20.53	(27)				1.82	41.09	Avg.:	81.27	
49	<b>KLINE Bostjan</b> Stoeckli	SLO	Int1:	24.03	(57)	11-12:			1.67		Sp1:	86.04	(48)
			Int2:			12-13:							
			Int3:			13-Fin:							
			Fin:	DNF							Avg.:		

Number of Competitors: 70

Bib	Name Ski	NSA	Positions			Partials			Difference		Speed	
			Pos.	Time	Rank	Pos.	Time	Rank	Time	Dist(m)	Pos.	km/h
50	<b>STRIEDINGER Otmar</b> Fischer	AUT	Int1: 23.51 (30) Int2: 44.54 (41) Int3: 59.86 (37) Fin: 1:21.73 (50)	I1-I2: 21.03 (47) I2-I3: 15.32 (31) I3-Fin: 21.87 (55)	1.15 1.80 1.96 3.02	67.18	Sp1: 91.06 (14) Avg.: 80.08					
51	<b>FRISCH Jeffrey</b> Head	CAN	Int1: 23.72 (41) Int2: 44.61 (45) Int3: 1:00.01 (43) Fin: 1:21.61 (47)	I1-I2: 20.89 (37) I2-I3: 15.40 (40) I3-Fin: 21.60 (52)	1.36 1.87 2.11 2.90	64.60	Sp1: 88.05 (35) Avg.: 80.20					
52	<b>GANONG Travis</b> Atomic	USA	Int1: Int2: Int3: Fin: DNF	I1-I2: I2-I3: I3-Fin:			Sp1: Avg.:					
53	<b>COOK Dustin</b> Head	CAN	Int1: 23.25 (19) Int2: 44.81 (50) Int3: 1:00.36 (49) Fin: 1:21.78 (51)	I1-I2: 21.56 (52) I2-I3: 15.55 (43) I3-Fin: 21.42 (45)	0.89 2.07 2.46 3.07	68.25	Sp1: 81.24 (54) Avg.: 80.03					
54	<b>PATSCHIEDER Hagen</b> Atomic	ITA	Int1: 23.41 (25) Int2: 44.56 (43) Int3: 59.91 (41) Fin: 1:21.01 (34)	I1-I2: 21.15 (49) I2-I3: 15.35 (35) I3-Fin: 21.10 (29)	1.05 1.82 2.01 2.30	51.62	Sp1: 86.04 (48) Avg.: 80.79					
55	<b>KRIZAJ Andrej</b> Elan	SLO	Int1: 23.42 (26) Int2: 44.57 (44) Int3: 1:00.13 (47) Fin: 1:21.70 (49)	I1-I2: 21.15 (49) I2-I3: 15.56 (45) I3-Fin: 21.57 (51)	1.06 1.83 2.23 2.99	66.53	Sp1: 85.63 (52) Avg.: 80.11					
56	<b>BJERKESTRAND Iver</b>	NOR	Int1: Int2: 45.23 (55) Int3: 1:01.37 (54) Fin: 1:22.91 (54)	I1-I2: I2-I3: 16.14 (55) I3-Fin: 21.54 (50)	2.49 3.47 4.20	92.10	Sp1: 87.00 (42) Avg.: 78.94					
57	<b>PICHOT Sebastien</b> Fischer	FRA	Int1: 22.94 (6) Int2: 43.85 (19) Int3: 59.49 (29) Fin: 1:21.11 (40)	I1-I2: 20.91 (41) I2-I3: 15.64 (47) I3-Fin: 21.62 (53)	0.58 1.11 1.59 2.40	53.79	Sp1: 90.16 (19) Avg.: 80.69					
58	<b>GREGORAK Will</b> Rossignol	USA	Int1: 23.31 (20) Int2: 44.15 (27) Int3: 59.88 (39) Fin: 1:21.05 (36)	I1-I2: 20.84 (34) I2-I3: 15.73 (50) I3-Fin: 21.17 (36)	0.95 1.41 1.98 2.34	52.49	Sp1: 86.04 (48) Avg.: 80.75					
59	<b>FRANZ Max</b> Atomic	AUT	Int1: 23.54 (34) Int2: 44.49 (38) Int3: 59.59 (33) Fin: 1:20.51 (25)	I1-I2: 20.95 (42) I2-I3: 15.10 (11) I3-Fin: 20.92 (10)	1.18 1.75 1.69 1.80	40.65	Sp1: 87.56 (39) Avg.: 81.29					
60	<b>HOFFMANN Ambrosi</b> Nordica	SUI	Int1: 23.42 (26) Int2: 44.49 (38) Int3: 59.56 (32) Fin: 1:20.70 (31)	I1-I2: 21.07 (48) I2-I3: 15.07 (10) I3-Fin: 21.14 (34)	1.06 1.75 1.66 1.99	44.83	Sp1: 89.71 (24) Avg.: 81.10					
61	<b>KRAMER Manuel</b> Atomic	AUT	Int1: Int2: Int3: Fin: DNF	I1-I2: I2-I3: I3-Fin:			Sp1: Avg.:					
62	<b>CLAREY Johan</b> Head	FRA	Int1: 23.95 (53) Int2: 44.85 (52) Int3: 1:00.24 (48) Fin: 1:21.37 (44)	I1-I2: 20.90 (38) I2-I3: 15.39 (39) I3-Fin: 21.13 (32)	1.59 2.11 2.34 2.66	59.43	Sp1: 87.70 (38) Avg.: 80.43					

**Number of Competitors: 70**

Bib	Name Ski	NSA	Positions			Partials			Difference		Speed	
			Pos.	Time	Rank	Pos.	Time	Rank	Time	Dist(m)	Pos.	km/h Rank
63	<b>STAUDACHER Patrick</b> Head	ITA	Int1: 23.83 (48) Int2: 44.83 (51) Int3: 1:00.44 (51) Fin: 1:21.64 (48)	I1-I2: 21.00 (46) I2-I3: 15.61 (46) I3-Fin: 21.20 (37)	1.47 2.09 2.54 2.93	65.25	Sp1: 90.08 (20) Avg.: 80.17					
64	<b>CASSE Mattia</b> Rossignol	ITA	Int1: 23.89 (50) Int2: 45.08 (54) Int3: 1:00.86 (53) Fin: 1:22.39 (53)	I1-I2: 21.19 (51) I2-I3: 15.78 (52) I3-Fin: 21.53 (49)	1.53 2.34 2.96 3.68	81.20	Sp1: Avg.: 79.44					
65	<b>JITLOFF Tim</b> Fischer	USA	Int1: 23.54 (34) Int2: 44.42 (37) Int3: 1:00.43 (50) Fin: 1:21.43 (45)	I1-I2: 20.88 (35) I2-I3: 16.01 (54) I3-Fin: 21.00 (18)	1.18 1.68 2.53 2.72	60.73	Sp1: 86.93 (44) Avg.: 80.37					
66	<b>KLOTZ Siegmund</b> Nordica	ITA	Int1: 23.11 (12) Int2: 43.89 (20) Int3: 59.16 (21) Fin: 1:20.58 (30)	I1-I2: 20.78 (33) I2-I3: 15.27 (26) I3-Fin: 21.42 (45)	0.75 1.15 1.26 1.87	42.19	Sp1: 88.33 (33) Avg.: 81.22					
67	<b>THOMSEN Benjamin</b> Head	CAN	Int1: 23.76 (43) Int2: 44.64 (47) Int3: 1:00.01 (43) Fin: 1:21.05 (36)	I1-I2: 20.88 (35) I2-I3: 15.37 (38) I3-Fin: 21.04 (23)	1.40 1.90 2.11 2.34	52.49	Sp1: Avg.: 80.75					
68	<b>CRAWFORD Douglas</b> Head	GBR	Int1: 23.98 (55) Int2: 45.63 (56) Int3: 1:01.37 (54) Fin: 1:23.04 (55)	I1-I2: 21.65 (53) I2-I3: 15.74 (51) I3-Fin: 21.67 (54)	1.62 2.89 3.47 4.33	94.80	Sp1: Avg.: 78.82					
69	<b>OLSSON Matts</b> Atomic	SWE	Int1: Int2: Int3: Fin: DNF	I1-I2: I2-I3: I3-Fin:			Sp1: Avg.:					
70	<b>FAYED Guillermo</b> Head	FRA	Int1: Int2: Int3: Fin: DNF	I1-I2: I2-I3: I3-Fin:			Sp1: Avg.:					

<b>LEGEND</b>					
<b>Pos</b> Intermediate or Speed Position	<b>Int1:</b> Intermediate 1	<b>Int3:</b> Intermediate 3	<b>Sp1:</b> Speed Trap 1		
<b>Avg.</b> Average Speed for the race	<b>Int2:</b> Intermediate 2	<b>DNF</b> Did Not Finish	<b>Fin:</b> Finish		
<b>Dist(m)</b> Distance behind the first					



# AUDI FIS ALPINE SKI WORLD CUP 2011/12

## AFTER 2nd MEN'S SUPER-G SUPER-G FIS WCSL LIST

Number of Competitors: 72		27 NOV 2011 Lake Louise (CAN)		3 DEC 2011 Beaver Creek (USA)				
Rank	FIS Code	Name	NSA	1	2	Base	- X	+ Y = WCSL-SG
1	510030	CUCHE Didier	SUI	80	29	341	85 109	365
2	50742	REICHELTHannes	AUT	24	45	287	72 69	284
3	421328	SVINDAL Aksel Lund	NOR	100	80	113	28 180	265
4	293006	INNERHOFER Christof	ITA	-	20	283	71 20	232
5	192746	THEAUX Adrien	FRA	60	13	201	50 73	224
6	50625	RAICH Benjamin	AUT	10	32	229	57 42	214
7	380260	KOSTELIC Ivica	CRO	-	-	283	71 -	212
8	51215	BAUMANN Romed	AUT	7	12	237	59 19	197
9	511313	JANKA Carlo	SUI	-	11	241	60 11	192
10	50753	KROELL Klaus	AUT	45	7	168	42 52	178
10	50858	STREITBERGER Georg	AUT	-	-	237	59 -	178
10	50041	WALCHHOFER Michael	AUT	-	-	238	60 -	178
13	102263	GUAY Erik	CAN	40	36	125	31 76	170
14	510747	GRUENENFELDER Tobias	SUI	-	18	175	44 18	149
15	532431	MILLER Bode	USA	29	10	145	36 39	148
16	511352	VILETTA Sandro	SUI	8	100	36	9 108	135
17	292455	FILL Peter	ITA	15	6	129	32 21	118
18	292514	HEEL Werner	ITA	-	-	155	39 -	116
19	510890	ZURBRIGGEN Silvan	SUI	2	-	129	32 2	99
20	51327	PUCHNER Joachim	AUT	36	-	81	20 36	97
20	51005	SCHEIBER Mario	AUT	-	-	129	32 -	97
22	511383	FEUZ Beat	SUI	11	60	33	8 71	96
23	201606	KEPPLER Stephan	GER	-	16	96	24 16	88
24	102961	DIXON Robbie	CAN	-	50	46	12 50	84
25	510727	DEFAGO Didier	SUI	-	15	81	20 15	76
26	421483	JANSRUD Kjetil	NOR	-	40	46	12 40	74
27	102271	HUDEC Jan	CAN	50	9	11	3 59	67
27	511139	KUENG Patrick	SUI	6	22	52	13 28	67
29	50600	GOERGL Stephan	AUT	-	-	71	18 -	53
29	102873	KUCERA John	CAN	-	-	71	18 -	53
31	191591	BERTRAND Yannick	FRA	-	14	51	13 14	52
32	500150	JAERBYN Patrik	SWE	-	-	66	17 -	49
33	293550	MARSAGLIA Matteo	ITA	-	24	31	8 24	47
34	531799	FORD Tommy	USA	9	4	42	11 13	44
35	560447	SPORN Andrej	SLO	-	-	52	13 -	39



AFTER 2nd MEN'S SUPER-G  
SUPER-G FIS WCSL LIST

27 NOV 2011 Lake Louise (CAN)  
3 DEC 2011 Beaver Creek (USA)

Number of Competitors: 72

Rank	FIS Code	Name	NSA	1	2	Base	- X	+ Y	= WCSL-SG
36	53902	MAYER Matthias	AUT	32	-	8	2	32	38
37	530939	WEIBRECHT Andrew	USA	1	26	13	3	27	37
38	102899	OSBORNE-PARADIS M.	CAN	-	-	46	12	-	34
38	194364	PINTURAUULT Alexis	FRA	-	4	40	10	4	34
40	191740	CLAREY Johan	FRA	26	-	8	2	26	32
41	501076	OLSSON Hans	SWE	-	-	40	10	-	30
42	191746	DE TESSIERES Gauthier	FRA	-	-	37	9	-	28
43	53817	FRANZ Max	AUT	16	6	2	1	22	23
44	53837	KRAMER Manuel	AUT	22	-	-	-	22	22
45	294277	KLOTZ Siegmur	ITA	20	1	-	-	21	21
46	534562	LIGETY Ted	USA	-	-	27	7	-	20
47	192653	FREY Thomas	FRA	-	-	26	7	-	19
47	180570	ROMAR Andreas	FIN	-	9	13	3	9	19
47	533131	SULLIVAN Marco	USA	14	-	7	2	14	19
50	561087	MARKIC Gasper	SLO	18	-	-	-	18	18
51	560332	JERMAN Andrej	SLO	-	-	22	6	-	16
51	290998	STAUDACHER Patrick	ITA	-	-	21	5	-	16
53	510767	HOFFMANN Ambrosi	SUI	5	-	12	3	5	14
54	200379	SANDER Andreas	GER	13	-	-	-	13	13
55	51401	GRAF Bernhard	AUT	12	-	-	-	12	12
56	530874	GANONG Travis	USA	3	-	11	3	3	11
57	560406	GORZA Ales	SLO	-	-	13	3	-	10
58	102814	BOURQUE Francois	CAN	-	-	12	3	-	9
59	50833	GRUGGER Hans	AUT	-	-	9	2	-	7
60	294911	PATSCHIEDER Hagen	ITA	-	-	8	2	-	6
61	510993	ALBRECHT Daniel	SUI	-	-	7	2	-	5
61	53831	HIRSCHER Marcel	AUT	-	-	7	2	-	5
61	510498	ZUEGER Cornel	SUI	-	-	7	2	-	5
64	421650	BJERKESTRAND Iver	NOR	-	-	5	1	-	4
64	561085	KRIZAJ Andrej	SLO	-	-	5	1	-	4
64	533866	NYMAN Steven	USA	-	-	6	2	-	4
64	103271	THOMSEN Benjamin	CAN	4	-	-	-	4	4
68	291459	PARIS Dominik	ITA	-	-	4	1	-	3
69	6530319	COCHRAN-SIEGLE Ryan	USA	-	2	-	-	2	2
69	511529	GISIN Marc	SUI	-	-	3	1	-	2
71	150398	BANK Ondrej	CZE	-	-	1	-	-	1
71	990081	CASSE Mattia	ITA	-	-	2	1	-	1

Number of Competitors per Nation until 60th position

AUT : 14	CAN : 6	CRO : 1	FIN : 1	FRA : 6	GER : 2
ITA : 7	NOR : 2	SLO : 4	SUI : 9	SWE : 2	USA : 6

LEGEND

Base Last season WCSL points  
X (Base / number of planned races in the current season) \* number of completed races in the current season  
Y WC points won in the current season  
WCSL-SG World Cup Start List points for Super-G







Audi  
FIS Ski World Cup

# AUDI

## FIS ALPINE SKI WORLD CUP 2011/12



SKI WORLD CUP

### AFTER 2nd MEN'S SUPER-G OVERALL FIS WCSL LIST

Number of Competitors: 172

Rank	FIS Code	Name	NSA	WCSL	DH	SL	GS	SG	SC	CE
1	380260	KOSTELIC Ivica	CRO	1422	86 (29)	510 (2)	169 (8)	212 (7)	345 (1)	100 (1)
2	510030	CUCHE Didier	SUI	1145	612 (1)	-	153 (11)	365 (1)	-	15 (9)
3	421328	SVINDAL Aksel Lund	NOR	1133	280 (8)	-	338 (3)	265 (3)	220 (3)	30 (5)
4	293006	INNERHOFER Christof	ITA	808	277 (9)	-	-	232 (4)	299 (2)	-
5	511313	JANKA Carlo	SUI	798	188 (15)	-	291 (4)	192 (9)	112 (9)	15 (9)
6	51215	BAUMANN Romed	AUT	779	311 (5)	-	135 (14)	197 (8)	106 (10)	30 (5)
7	534562	LIGETY Ted	USA	757	13 (54)	101 (24)	529 (1)	20 (46)	79 (16)	15 (9)
8	510890	ZURBRIGGEN Silvan	SUI	695	288 (7)	160 (20)	5 (51)	99 (19)	143 (7)	-
9	50625	RAICH Benjamin	AUT	649	17 (50)	180 (17)	113 (15)	214 (6)	95 (11)	30 (5)
10	532431	MILLER Bode	USA	646	298 (6)	-	100 (20)	148 (15)	40 (28)	60 (3)
11	50753	KROELL Klaus	AUT	639	461 (2)	-	-	178 (10)	-	-
12	50041	WALCHHOFER Michael	AUT	630	437 (3)	-	-	178 (10)	-	15 (9)
13	421483	JANSRUD Kjetil	NOR	614	40 (39)	35 (42)	279 (6)	74 (26)	171 (4)	15 (9)
14	511383	FEUZ Beat	SUI	564	392 (4)	-	-	96 (22)	76 (18)	-
15	192665	GRANGE Jean-Baptiste	FRA	553	-	542 (1)	11 (46)	-	-	-
15	192746	THEAUX Adrien	FRA	553	257 (10)	-	-	224 (5)	72 (19)	-
17	53831	HIRSCHER Marcel	AUT	540	-	326 (6)	154 (10)	5 (61)	40 (28)	15 (9)
18	50742	REICHELTH Hannes	AUT	516	118 (24)	-	113 (15)	284 (2)	1 (62)	-
19	292491	MOELGG Manfred	ITA	483	-	358 (5)	96 (22)	-	29 (33)	-
20	292455	FILL Peter	ITA	468	179 (19)	-	-	118 (17)	156 (5)	15 (9)
21	501017	MYHRER Andre	SWE	465	-	449 (4)	16 (42)	-	-	-
22	50707	MATT Mario	AUT	457	-	457 (3)	-	-	-	-
23	201702	NEUREUTHER Felix	GER	434	-	258 (9)	46 (30)	-	80 (14)	50 (4)
24	510727	DEFAGO Didier	SUI	412	252 (11)	-	5 (51)	76 (25)	79 (16)	-
25	102263	GUAY Erik	CAN	411	241 (12)	-	-	170 (13)	-	-
26	192506	MISSILLIER Steve	FRA	350	-	239 (13)	111 (17)	-	-	-
27	191423	RICHARD Cyprien	FRA	345	-	-	345 (2)	-	-	-
28	150398	BANK Ondrej	CZE	332	17 (50)	63 (28)	100 (20)	1 (71)	151 (6)	-
29	51327	PUCHNER Joachim	AUT	330	182 (17)	-	-	97 (20)	51 (24)	-
30	51005	SCHEIBER Mario	AUT	329	232 (13)	-	-	97 (20)	-	-
31	50858	STREITBERGER Georg	AUT	319	141 (21)	-	-	178 (10)	-	-
32	51007	SCHOERGHOFER P.	AUT	300	-	-	267 (7)	-	33 (32)	-
33	501111	HARGIN Mattias	SWE	287	-	287 (7)	-	-	-	-
34	191750	FANARA Thomas	FRA	283	-	-	283 (5)	-	-	-
35	291145	DEVILLE Cristian	ITA	282	-	282 (8)	-	-	-	-
36	50605	HERBST Reinfried	AUT	278	-	248 (11)	-	-	-	30 (5)
37	191740	CLAREY Johan	FRA	264	232 (13)	-	-	32 (40)	-	-

03-12-2011 / Beaver Creek (USA) / 1592

Page 1/4

www.fisalpine.com

Generation Date: SAT 3 DEC 2011

Time: 13:21

Document: 60B 1.0



AFTER 2nd MEN'S SUPER-G  
OVERALL FIS WCSL LIST

Number of Competitors: 172

Rank	FIS Code	Name	NSA	WCSL	DH	SL	GS	SG	SC	CE
38	511139	KUENG Patrick	SUI	255	188 (15)	-	-	67 (27)	-	-
39	501101	BYGGMARK Jens	SWE	253	-	253 (10)	-	-	-	-
40	293098	RAZZOLI Giuliano	ITA	248	-	248 (11)	-	-	-	-
41	501223	BAECK Axel	SWE	236	-	236 (14)	-	-	-	-
42	292514	HEEL Werner	ITA	228	97 (28)	-	-	116 (18)	-	15 (9)
43	191591	BERTRAND Yannick	FRA	222	170 (20)	-	-	52 (31)	-	-
44	560447	SPORN Andrej	SLO	219	180 (18)	-	-	39 (35)	-	-
44	511352	VILETTA Sandro	SUI	219	-	-	69 (26)	135 (16)	15 (38)	-
46	102435	JANYK Michael	CAN	217	-	217 (15)	-	-	-	-
47	194364	PINTURAUULT Alexis	FRA	215	-	-	157 (9)	34 (38)	24 (34)	-
48	50624	PRANGER Manfred	AUT	189	-	189 (16)	-	-	-	-
49	191459	LIZEROUX Julien	FRA	183	-	62 (31)	-	-	41 (26)	80 (2)
50	532138	KASPER Nolan	USA	180	-	180 (17)	-	-	-	-
51	102271	HUDEC Jan	CAN	177	110 (26)	-	-	67 (27)	-	-
52	102239	COUSINEAU Julien	CAN	168	-	168 (19)	-	-	-	-
52	191746	DE TESSIERES G.	FRA	168	-	-	140 (13)	28 (42)	-	-
54	291459	PARIS Dominik	ITA	167	123 (23)	-	-	3 (68)	41 (26)	-
55	510747	GRUENENFELDER T.	SUI	166	17 (50)	-	-	149 (14)	-	-
56	511127	GINI Marc	SUI	160	-	160 (20)	-	-	-	-
56	500656	LARSSON Markus	SWE	160	-	141 (23)	19 (40)	-	-	-
58	292000	BLARDONE M.	ITA	147	-	-	147 (12)	-	-	-
58	293550	MARSAGLIA Matteo	ITA	147	37 (40)	-	-	47 (33)	63 (21)	-
60	560332	JERMAN Andrej	SLO	144	128 (22)	-	-	16 (51)	-	-
61	560355	VALENCIC Mitja	SLO	143	-	143 (22)	-	-	-	-
62	102961	DIXON Robbie	CAN	140	50 (36)	-	6 (50)	84 (24)	-	-
62	202462	DOPFER Fritz	GER	140	-	62 (31)	78 (25)	-	-	-
64	501076	OLSSON Hans	SWE	139	65 (31)	-	-	30 (41)	44 (25)	-
64	380292	ZRNCIC-DIM Natko	CRO	139	11 (56)	-	-	-	128 (8)	-
66	102873	KUCERA John	CAN	136	61 (33)	-	-	53 (29)	22 (35)	-
67	201606	KEPPLER Stephan	GER	135	47 (37)	-	-	88 (23)	-	-
68	510767	HOFFMANN Ambrosi	SUI	131	117 (25)	-	-	14 (53)	-	-
69	192504	MERMILLOD BLONDIN	FRA	122	-	21 (45)	21 (37)	-	80 (14)	-
70	510997	BERTHOD Marc	SUI	121	-	10 (54)	96 (22)	-	15 (38)	-
71	501324	OLSSON Matts	SWE	110	-	-	101 (19)	-	9 (47)	-
72	192932	FAYED Guillermo	FRA	108	104 (27)	-	-	-	4 (57)	-
73	421400	MYHRE Lars Elton	NOR	105	-	36 (41)	-	-	69 (20)	-
73	292120	SIMONCELLI Davide	ITA	105	-	-	105 (18)	-	-	-
75	180570	ROMAR Andreas	FIN	101	23 (43)	-	-	19 (47)	59 (22)	-
76	102899	OSBORNE-PARADIS M.	CAN	99	65 (31)	-	-	34 (38)	-	-
77	511174	VOGEL Markus	SUI	96	-	96 (25)	-	-	-	-
78	53853	SIEBER Bjoern	AUT	92	-	-	9 (48)	-	83 (12)	-
79	500150	JAERBYN Patrik	SWE	91	42 (38)	-	-	49 (32)	-	-
80	301709	YUASA Naoki	JPN	89	-	89 (26)	-	-	-	-
81	511529	GISIN Marc	SUI	88	66 (30)	-	-	2 (69)	20 (36)	-
81	50600	GOERGL Stephan	AUT	88	-	-	35 (34)	53 (29)	-	-
83	180534	SANDELL Marcus	FIN	86	-	-	86 (24)	-	-	-
84	511896	MURISIER Justin	SUI	85	-	58 (33)	27 (35)	-	-	-

03-12-2011 / Beaver Creek (USA) / 1592

Page 2/4

www.fisalpine.com

Generation Date: SAT 3 DEC 2011

Time: 13:21

Document: 60B 1.0



AFTER 2nd MEN'S SUPER-G  
OVERALL FIS WCSL LIST

Number of Competitors: 172

Rank	FIS Code	Name	NSA	WCSL	DH	SL	GS	SG	SC	CE
85	294904	PANGRAZZI Paolo	ITA	81	-	-	-	-	81 (13)	-
86	193347	TISSOT Maxime	FRA	71	-	63 (28)	-	-	8 (49)	-
87	534959	JITLOFF Tim	USA	70	-	-	13 (44)	-	57 (23)	-
88	50833	GRUGGER Hans	AUT	68	61 (33)	-	-	7 (59)	-	-
89	102912	SPENCE Brad	CAN	67	-	67 (27)	-	-	-	-
90	533866	NYMAN Steven	USA	65	61 (33)	-	-	4 (64)	-	-
91	511908	SCHMIDIGER Reto	SUI	63	-	41 (39)	-	-	22 (35)	-
91	102922	WHITE Trevor	CAN	63	-	63 (28)	-	-	-	-
93	290693	PLONER Alexander	ITA	60	-	-	60 (27)	-	-	-
94	510993	ALBRECHT Daniel	SUI	59	8 (61)	-	46 (30)	5 (61)	-	-
95	534040	COCHRAN Jimmy	USA	58	-	58 (33)	-	-	-	-
95	192653	FREY Thomas	FRA	58	-	-	39 (33)	19 (47)	-	-
95	910000	IMBODEN Urs	MDA	58	-	58 (33)	-	-	-	-
98	531799	FORD Tommy	USA	56	-	-	12 (45)	44 (34)	-	-
98	421669	HAUGEN Leif Kristian	NOR	56	-	6 (60)	50 (28)	-	-	-
98	530939	WEIBRECHT Andrew	USA	56	11 (56)	-	-	37 (37)	8 (49)	-
101	53817	FRANZ Max	AUT	52	19 (45)	-	-	23 (43)	10 (45)	-
102	420148	KARLSEN Truls Ove	NOR	50	-	-	50 (28)	-	-	-
103	150594	TREJBAL Filip	CZE	49	-	49 (36)	-	-	-	-
104	50824	DREIER Christoph	AUT	46	-	46 (37)	-	-	-	-
104	292250	SCHIEPPATI Alberto	ITA	46	-	-	46 (30)	-	-	-
106	294277	KLOTZ Siegmarr	ITA	43	9 (60)	-	-	21 (45)	13 (41)	-
107	293797	GROSS Stefano	ITA	42	-	42 (38)	-	-	-	-
108	102403	SEMPLE Ryan	CAN	40	-	-	-	-	40 (28)	-
109	53902	MAYER Matthias	AUT	38	-	-	-	38 (36)	-	-
109	561148	SKUBE Matic	SLO	38	-	38 (40)	-	-	-	-
111	533131	SULLIVAN Marco	USA	37	18 (46)	-	-	19 (47)	-	-
112	561087	MARKIC Gasper	SLO	36	18 (46)	-	-	18 (50)	-	-
113	90131	GEORGIEV Georgi	BUL	34	-	-	-	-	34 (31)	-
114	501116	LAHDENPERAE Anton	SWE	33	-	33 (43)	-	-	-	-
114	180251	PALANDER Kalle	FIN	33	-	17 (48)	16 (42)	-	-	-
114	103271	THOMSEN Benjamin	CAN	33	27 (41)	-	-	4 (64)	2 (60)	-
117	534508	CHODOUNSKY David	USA	32	-	32 (44)	-	-	-	-
118	200379	SANDER Andreas	GER	31	18 (46)	-	-	13 (54)	-	-
119	530874	GANONG Travis	USA	29	18 (46)	-	-	11 (56)	-	-
120	990048	BORSOTTI Giovanni	ITA	26	-	-	26 (36)	-	-	-
120	191964	POISSON David	FRA	26	26 (42)	-	-	-	-	-
122	53837	KRAMER Manuel	AUT	22	-	-	-	22 (44)	-	-
123	101895	ROY Jean-Philippe	CAN	21	-	-	21 (37)	-	-	-
123	201811	STECHECH Tobias	GER	21	21 (44)	-	-	-	-	-
125	292056	GUFLEER Michael	ITA	20	-	-	20 (39)	-	-	-
126	51395	DIGRUBER Marc	AUT	19	-	8 (55)	-	-	11 (44)	-
126	50981	HOERL Wolfgang	AUT	19	-	19 (46)	-	-	-	-
128	102456	BIGGS Patrick	CAN	18	-	18 (47)	-	-	-	-
128	910004	DEFLORIAN Mirko	MDA	18	-	-	-	-	18 (37)	-
128	292967	EISATH Florian	ITA	18	-	-	18 (41)	-	-	-
131	301312	SASAKI Akira	JPN	17	-	17 (48)	-	-	-	-

03-12-2011 / Beaver Creek (USA) / 1592

Page 3/4

www.fisalpine.com

Generation Date: SAT 3 DEC 2011

Time: 13:21

Document: 60B 1.0



AFTER 2nd MEN'S SUPER-G  
OVERALL FIS WCSL LIST

Number of Competitors: 172

Rank	FIS Code	Name	NSA	WCSL	DH	SL	GS	SG	SC	CE
132	530165	BRANDENBURG Will	USA	16	–	7 (57)	–	–	9 (47)	–
132	103090	HELIE Louis-Pierre	CAN	16	16 (53)	–	–	–	–	–
132	290998	STAUDACHER Patrick	ITA	16	–	–	–	16 (51)	–	–
132	510498	ZUEGER Cornel	SUI	16	11 (56)	–	–	5 (61)	–	–
136	480736	KHOROSHILOV A.	RUS	15	–	8 (55)	–	–	7 (53)	–
136	290732	THALER Patrick	ITA	15	–	15 (50)	–	–	–	–
138	50931	BECHTER Patrick	AUT	14	–	14 (51)	–	–	–	–
138	194495	FAIVRE Mathieu	FRA	14	–	–	–	–	14 (40)	–
138	294911	PATSCHIEDER Hagen	ITA	14	8 (61)	–	–	6 (60)	–	–
141	561216	KLINE Bostjan	SLO	13	13 (54)	–	–	–	–	–
141	511142	LUEOEND Vitus	SUI	13	7 (63)	–	–	–	6 (55)	–
141	191778	PICHOT Sebastien	FRA	13	–	–	–	–	13 (41)	–
141	292291	THANEI Stefan	ITA	13	3 (68)	–	–	–	10 (45)	–
145	51401	GRAF Bernhard	AUT	12	–	–	–	12 (55)	–	–
145	561117	KUERNER Miha	SLO	12	–	–	–	–	12 (43)	–
145	102727	STUTZ Paul	CAN	12	–	12 (52)	–	–	–	–
148	534038	NICKERSON Warner	USA	11	–	–	11 (46)	–	–	–
148	201891	SCHMID Philipp	GER	11	–	11 (53)	–	–	–	–
150	534939	FISHER Erik	USA	10	10 (59)	–	–	–	–	–
150	560406	GORZA Ales	SLO	10	–	–	–	10 (57)	–	–
152	102814	BOURQUE Francois	CAN	9	–	–	–	9 (58)	–	–
153	150644	KRYZL Krystof	CZE	8	–	–	–	–	8 (49)	–
153	380298	SIROKI Tin	CRO	8	–	–	–	–	8 (49)	–
155	300804	MINAGAWA Kentaro	JPN	7	–	7 (57)	–	–	–	–
155	51159	NOESIG Christoph	AUT	7	–	–	7 (49)	–	–	–
155	192943	OBERT Anthony	FRA	7	–	7 (57)	–	–	–	–
155	561067	PERKO Rok	SLO	7	7 (63)	–	–	–	–	–
155	380290	SAMSAL Dalibor	CRO	7	–	–	–	–	7 (53)	–
160	220656	DRAKE Ed	GBR	5	–	–	–	–	5 (56)	–
160	201987	STRODL Andreas	GER	5	5 (65)	–	–	–	–	–
162	421650	BJERKESTRAND Iver	NOR	4	–	–	–	4 (64)	–	–
162	430429	BYDLINSKI Maciej	POL	4	–	–	–	–	4 (57)	–
162	191116	DALCIN P.	FRA	4	4 (66)	–	–	–	–	–
162	561085	KRIZAJ Andrej	SLO	4	–	–	–	4 (64)	–	–
162	534567	LANNING T J	USA	4	4 (66)	–	–	–	–	–
167	100558	COOK Dustin	CAN	3	–	–	–	–	3 (59)	–
168	990081	CASSE Mattia	ITA	2	1 (69)	–	–	1 (71)	–	–
168	6530319	COCHRAN-SIEGLE R.	USA	2	–	–	–	2 (69)	–	–
168	421859	NILSEN Markus	NOR	2	–	–	2 (53)	–	–	–
168	150495	VRABLIK Martin	CZE	2	–	–	–	–	2 (60)	–
172	53968	BERTHOLD Frederic	AUT	1	–	–	–	–	1 (62)	–

**LEGEND**

SC Super Combined points    CE City Event points    DH Downhill points    WCSL Overall points    SL Slalom points  
 GS Giant Slalom points    SG Super-G points

03-12-2011 / Beaver Creek (USA) / 1592

Page 4/4

www.fisalpine.com

Generation Date: SAT 3 DEC 2011

Time: 13:21

Document: 60B 1.0





# AUDI

## FIS ALPINE SKI WORLD CUP 2011/12



### 2nd MEN'S SUPER-G SUPER-G FIS WORLD CUP STANDINGS

Number of Competitors: 42		27 NOV 2011 Lake Louise (CAN)		3 DEC 2011 Beaver Creek (USA)		
Rank	FIS Code	Name	NSA	1	2	WC-SG Diff.
1	421328	SVINDAL Aksel Lund	NOR	100	80	180
2	510030	CUCHE Didier	SUI	80	29	109 - 71
3	511352	VILETTA Sandro	SUI	8	100	108 - 72
4	102263	GUAY Erik	CAN	40	36	76 - 104
5	192746	THEAUX Adrien	FRA	60	13	73 - 107
6	511383	FEUZ Beat	SUI	11	60	71 - 109
7	50742	REICHELTL Hannes	AUT	24	45	69 - 111
8	102271	HUDEEC Jan	CAN	50	9	59 - 121
9	50753	KROELL Klaus	AUT	45	7	52 - 128
10	102961	DIXON Robbie	CAN	-	50	50 - 130
11	50625	RAICH Benjamin	AUT	10	32	42 - 138
12	421483	JANSRUD Kjetil	NOR	-	40	40 - 140
13	532431	MILLER Bode	USA	29	10	39 - 141
14	51327	PUCHNER Joachim	AUT	36	-	36 - 144
15	53902	MAYER Matthias	AUT	32	-	32 - 148
16	511139	KUENG Patrick	SUI	6	22	28 - 152
17	530939	WEIBRECHT Andrew	USA	1	26	27 - 153
18	191740	CLAREY Johan	FRA	26	-	26 - 154
19	293550	MARSAGLIA Matteo	ITA	-	24	24 - 156
20	53817	FRANZ Max	AUT	16	6	22 - 158
20	53837	KRAMER Manuel	AUT	22	-	22 - 158
22	292455	FILL Peter	ITA	15	6	21 - 159
22	294277	KLOTZ Siegmund	ITA	20	1	21 - 159
24	293006	INNERHOFER Christof	ITA	-	20	20 - 160
25	51215	BAUMANN Romed	AUT	7	12	19 - 161
26	510747	GRUENENFELDER Tobias	SUI	-	18	18 - 162
26	561087	MARKIC Gasper	SLO	18	-	18 - 162
28	201606	KEPPLER Stephan	GER	-	16	16 - 164
29	510727	DEFAGO Didier	SUI	-	15	15 - 165
30	191591	BERTRAND Yannick	FRA	-	14	14 - 166
30	533131	SULLIVAN Marco	USA	14	-	14 - 166
32	531799	FORD Tommy	USA	9	4	13 - 167
32	200379	SANDER Andreas	GER	13	-	13 - 167
34	51401	GRAF Bernhard	AUT	12	-	12 - 168
35	511313	JANKA Carlo	SUI	-	11	11 - 169



---

2nd MEN'S SUPER-G  
SUPER-G FIS WORLD CUP STANDINGS

---

27 NOV 2011 Lake Louise (CAN)  
3 DEC 2011 Beaver Creek (USA)

Number of Competitors: 42

---

Rank	FIS Code	Name	NSA	1	2	WC-SG	Diff.
36	180570	ROMAR Andreas	FIN	-	9	9	-171
37	510767	HOFFMANN Ambrosi	SUI	5	-	5	-175
38	194364	PINTURALT Alexis	FRA	-	4	4	-176
38	103271	THOMSEN Benjamin	CAN	4	-	4	-176
40	530874	GANONG Travis	USA	3	-	3	-177
41	6530319	COCHRAN-SIEGLE Ryan	USA	-	2	2	-178
41	510890	ZURBRIGGEN Silvan	SUI	2	-	2	-178

---

**LEGEND**

WC-SG World Cup points for Super-G Diff. Points Difference

03-12-2011 / Beaver Creek (USA) / 1592

Page 2/2

[www.fisalpine.com](http://www.fisalpine.com)

Generation Date: SAT 3 DEC 2011

Time: 13:21

Document: 25A 1.0



# AUDI FIS ALPINE SKI WORLD CUP 2011/12

## 2nd MEN'S SUPER-G OVERALL FIS WORLD CUP STANDINGS

Number of Competitors: 69

Rank	FIS Code	Name	NSA	Points	DH 2 races	SL	GS 1 race	SG 2 races	SC	CE
1	421328	SVINDAL Aksel Lund	NOR	265	63 (7)	-	22 (12)	180 (1)	-	-
2	510030	CUCHE Didier	SUI	238	129 (2)	-	-	109 (2)	-	-
3	511383	FEUZ Beat	SUI	231	160 (1)	-	-	71 (6)	-	-
4	532431	MILLER Bode	USA	197	129 (2)	-	29 (9)	39 (13)	-	-
5	50742	REICHELTH Hannes	AUT	166	86 (6)	-	11 (20)	69 (7)	-	-
6	50753	KROELL Klaus	AUT	157	105 (4)	-	-	52 (9)	-	-
7	191740	CLAREY Johan	FRA	116	90 (5)	-	-	26 (18)	-	-
8	511352	VILETTA Sandro	SUI	114	-	-	6 (25)	108 (3)	-	-
9	192746	THEAUX Adrien	FRA	113	40 (11)	-	-	73 (5)	-	-
10	534562	LIGETY Ted	USA	109	9 (34)	-	100 (1)	-	-	-
11	102271	HUDEC Jan	CAN	96	37 (13)	-	-	59 (8)	-	-
12	421483	JANSRUD Kjetil	NOR	95	29 (16)	-	26 (10)	40 (12)	-	-
13	51215	BAUMANN Romed	AUT	93	50 (10)	-	24 (11)	19 (25)	-	-
14	102263	GUAY Erik	CAN	90	14 (27)	-	-	76 (4)	-	-
15	194364	PINTURAUULT Alexis	FRA	84	-	-	80 (2)	4 (38)	-	-
16	51327	PUCHNER Joachim	AUT	76	40 (11)	-	-	36 (14)	-	-
17	191591	BERTRAND Yannick	FRA	70	56 (9)	-	-	14 (30)	-	-
18	511313	JANKA Carlo	SUI	64	3 (37)	-	50 (4)	11 (35)	-	-
18	50625	RAICH Benjamin	AUT	64	10 (32)	-	12 (19)	42 (11)	-	-
20	102961	DIXON Robbie	CAN	63	13 (28)	-	-	50 (10)	-	-
21	51007	SCHOERGHOFER P.	AUT	60	-	-	60 (3)	-	-	-
22	50858	STREITBERGER Georg	AUT	58	58 (8)	-	-	-	-	-
23	292455	FILL Peter	ITA	57	36 (14)	-	-	21 (22)	-	-
23	380260	KOSTELIC Ivica	CRO	57	12 (29)	-	45 (5)	-	-	-
25	293006	INNERHOFER Christof	ITA	50	30 (15)	-	-	20 (24)	-	-
26	511139	KUENG Patrick	SUI	44	16 (25)	-	-	28 (16)	-	-
27	53817	FRANZ Max	AUT	41	19 (22)	-	-	22 (20)	-	-
28	191750	FANARA Thomas	FRA	40	-	-	40 (6)	-	-	-
28	53831	HIRSCHER Marcel	AUT	40	-	-	40 (6)	-	-	-
30	510727	DEFAGO Didier	SUI	38	20 (19)	-	3 (28)	15 (29)	-	-
31	53902	MAYER Matthias	AUT	32	-	-	-	32 (15)	-	-
31	192506	MISSILLIER Steve	FRA	32	-	-	32 (8)	-	-	-
33	510767	HOFFMANN Ambrosi	SUI	30	25 (17)	-	-	5 (37)	-	-
34	200379	SANDER Andreas	GER	28	15 (26)	-	-	13 (32)	-	-
35	530939	WEIBRECHT Andrew	USA	27	-	-	-	27 (17)	-	-
36	192932	FAYED Guillermo	FRA	25	25 (17)	-	-	-	-	-
37	293550	MARSAGLIA Matteo	ITA	24	-	-	-	24 (19)	-	-

03-12-2011 / Beaver Creek (USA) / 1592

Page 1/2

[www.fisalpine.com](http://www.fisalpine.com)

Generation Date: SAT 3 DEC 2011

Time: 13:21

Document: 25B 1.0



2nd MEN'S SUPER-G  
OVERALL FIS WORLD CUP STANDINGS

Number of Competitors: 69

Rank	FIS Code	Name	NSA	Points	DH	SL	GS	SG	SC	CE
					2 races		1 race	2 races		
37	533131	SULLIVAN Marco	USA	24	10 (32)	-	-	14 (30)	-	-
39	53837	KRAMER Manuel	AUT	22	-	-	-	22 (20)	-	-
39	510890	ZURBRIGGEN Silvan	SUI	22	20 (19)	-	-	2 (41)	-	-
41	294277	KLOTZ Siegmarr	ITA	21	-	-	-	21 (22)	-	-
41	180570	ROMAR Andreas	FIN	21	12 (29)	-	-	9 (36)	-	-
43	202462	DOPFER Fritz	GER	20	-	-	20 (13)	-	-	-
43	291459	PARIS Dominik	ITA	20	20 (19)	-	-	-	-	-
45	501076	OLSSON Hans	SWE	19	19 (22)	-	-	-	-	-
46	191746	DE TESSIERES G.	FRA	18	-	-	18 (14)	-	-	-
46	510747	GRUENENFELDER T.	SUI	18	-	-	-	18 (26)	-	-
46	561087	MARKIC Gasper	SLO	18	-	-	-	18 (26)	-	-
46	191964	POISSON David	FRA	18	18 (24)	-	-	-	-	-
50	201606	KEPPLER Stephan	GER	16	-	-	-	16 (28)	-	-
50	501017	MYHRER Andre	SWE	16	-	-	16 (15)	-	-	-
52	180534	SANDELL Marcus	FIN	15	-	-	15 (16)	-	-	-
53	292491	MOELGG Manfred	ITA	14	-	-	14 (17)	-	-	-
54	292000	BLARDONE M.	ITA	13	-	-	13 (18)	-	-	-
54	531799	FORD Tommy	USA	13	-	-	-	13 (32)	-	-
56	51401	GRAF Bernhard	AUT	12	-	-	-	12 (34)	-	-
57	511529	GISIN Marc	SUI	11	11 (31)	-	-	-	-	-
58	292120	SIMONCELLI Davide	ITA	10	-	-	10 (21)	-	-	-
59	101895	ROY Jean-Philippe	CAN	9	-	-	9 (22)	-	-	-
60	290693	PLONER Alexander	ITA	8	-	-	8 (23)	-	-	-
61	510997	BERTHOD Marc	SUI	7	-	-	7 (24)	-	-	-
61	530874	GANONG Travis	USA	7	4 (36)	-	-	3 (40)	-	-
63	201811	STECHERT Tobias	GER	6	6 (35)	-	-	-	-	-
64	191423	RICHARD Cyprien	FRA	5	-	-	5 (26)	-	-	-
65	990048	BORSOTTI Giovanni	ITA	4	-	-	4 (27)	-	-	-
65	103271	THOMSEN Benjamin	CAN	4	-	-	-	4 (38)	-	-
67	6530319	COCHRAN-SIEGLE R.	USA	2	-	-	-	2 (41)	-	-
67	534939	FISHER Erik	USA	2	2 (38)	-	-	-	-	-
69	990081	CASSE Mattia	ITA	1	1 (39)	-	-	-	-	-

**LEGEND**

<b>SC</b> Super Combined points	<b>SG</b> Super-G points	<b>Points</b> Overall points	<b>SL</b> Slalom points	<b>CE</b> City Event
<b>GS</b> Giant Slalom points	<b>DH</b> Downhill points			

03-12-2011 / Beaver Creek (USA) / 1592

Page 2/2

www.fisalpine.com

Generation Date: SAT 3 DEC 2011

Time: 13:21

Document: 25B 1.0







**AUDI**  
**FIS ALPINE SKI WORLD CUP 2011/12**



2nd MEN'S SUPER-G  
**MEN FIS NATION CUP**

Number of Nations: 12

Rank	NSA	Points	Diff.	DH	SL	GS	SG	SC	CE
1	AUT <b>Austria</b>	<b>821</b>		368	-	147	306	-	-
2	SUI <b>Switzerland</b>	<b>817</b>	- 4	384	-	66	367	-	-
3	FRA <b>France</b>	<b>521</b>	- 300	229	-	175	117	-	-
4	USA <b>United States of America</b>	<b>381</b>	- 440	154	-	129	98	-	-
5	NOR <b>Norway</b>	<b>360</b>	- 461	92	-	48	220	-	-
6	CAN <b>Canada</b>	<b>262</b>	- 559	64	-	9	189	-	-
7	ITA <b>Italy</b>	<b>222</b>	- 599	87	-	49	86	-	-
8	GER <b>Germany</b>	<b>70</b>	- 751	21	-	20	29	-	-
9	CRO <b>Croatia</b>	<b>57</b>	- 764	12	-	45	-	-	-
10	FIN <b>Finland</b>	<b>36</b>	- 785	12	-	15	9	-	-
11	SWE <b>Sweden</b>	<b>35</b>	- 786	19	-	16	-	-	-
12	SLO <b>Slovenia</b>	<b>18</b>	- 803	-	-	-	18	-	-





AUDI  
FIS ALPINE SKI WORLD CUP 2011/12



2nd MEN'S SUPER-G  
FIS OVERALL NATION CUP

Number of Nations: 15

Rk	NSA	Overall			DH Points			SL Points			GS Points			SG Points			SC Points			CE Points		
		M+W	M	W	M+W	M	W	M+W	M	W	M+W	M	W	M+W	M	W	M+W	M	W			
1	AUT	1498	821	677	461	368	93	194	-	194	537	147	390	306	306	-	-	-	-	-	-	
2	SUI	1085	817	268	520	384	136	12	-	12	186	66	120	367	367	-	-	-	-	-	-	
3	USA	783	381	402	316	154	162	32	-	32	337	129	208	98	98	-	-	-	-	-	-	
4	FRA	702	521	181	262	229	33	28	-	28	295	175	120	117	117	-	-	-	-	-	-	
5	GER	499	70	429	100	21	79	98	-	98	272	20	252	29	29	-	-	-	-	-	-	
6	ITA	493	222	271	178	87	91	59	-	59	170	49	121	86	86	-	-	-	-	-	-	
7	NOR	360	360	-	92	92	-	-	-	-	48	48	-	220	220	-	-	-	-	-	-	
8	CAN	310	262	48	64	64	-	35	-	35	22	9	13	189	189	-	-	-	-	-	-	
9	SWE	286	35	251	33	19	14	123	-	123	130	16	114	-	-	-	-	-	-	-	-	
10	SLO	127	18	109	40	-	40	22	-	22	47	-	47	18	18	-	-	-	-	-	-	
11	LIE	108	-	108	80	-	80	6	-	6	22	-	22	-	-	-	-	-	-	-	-	
12	FIN	106	36	70	12	12	-	50	-	50	35	15	20	9	9	-	-	-	-	-	-	
13	CRO	57	57	-	12	12	-	-	-	-	45	45	-	-	-	-	-	-	-	-	-	
14	SVK	40	-	40	-	-	-	40	-	40	-	-	-	-	-	-	-	-	-	-	-	
15	CZE	20	-	20	-	-	-	20	-	20	-	-	-	-	-	-	-	-	-	-	-	





**AUDI**  
**FIS ALPINE SKI WORLD CUP 2011/12**



---

AFTER 2nd MEN'S SUPER-G  
**MANUFACTURERS STANDINGS MEN**

---

Number of Manufacturers: 5

Rank	Manufacturer	Points	Diff.	DH	SL	GS	SG	SC	CE
1	Salomon	805		415	-	80	310	-	-
2	Head	735	- 70	335	-	100	300	-	-
3	Atomic	230	- 575	40	-	150	40	-	-
4	Rossignol	100	- 705	-	-	-	100	-	-
5	Fischer	85	- 720	-	-	85	-	-	-





# AUDI FIS ALPINE SKI WORLD CUP 2011/12



## AFTER 2nd MEN'S SUPER-G MANUFACTURERS STANDINGS OVERALL

Number of Manufacturers: 8

Rk	Manuf.	Overall			DH Points			SL Points			GS Points			SG Points			SC Points			CE Points		
		M+W	M	W	M+W	M	W	M+W	M	W	M+W	M	W	M+W	M	W	M+W	M	W	M+W	M	W
1	Head	1225	735	490	435	335	100	60	-	60	430	100	330	300	300	-	-	-	-	-	-	-
2	Salomon	845	805	40	415	415	-	40	-	40	80	80	-	310	310	-	-	-	-	-	-	-
3	Atomic	455	230	225	120	40	80	145	-	145	150	150	-	40	40	-	-	-	-	-	-	-
4	Rossignol	360	100	260	40	-	40	80	-	80	140	-	140	100	100	-	-	-	-	-	-	-
5	Nordica	230	-	230	50	-	50	-	-	-	180	-	180	-	-	-	-	-	-	-	-	-
6	Fischer	220	85	135	45	-	45	50	-	50	125	85	40	-	-	-	-	-	-	-	-	-
7	Voelkl	100	-	100	40	-	40	-	-	-	60	-	60	-	-	-	-	-	-	-	-	-
8	Dynastar	60	-	60	60	-	60	-	-	-	-	-	-	-	-	-	-	-	-	-	-	-

