



Audi FIS Ski World Cup 2012/2013
Levi FIN

LONGINES



AUDI FIS SKI WORLD CUP 2012/2013
Levi (FIN)



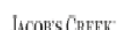
1st MEN'S SLALOM

SUN 11 NOV 2012

ALPHABETICAL LIST OF COMPETITORS

Number of Competitors: 80, Number of NSA: 21

NSA	FIS Code	Name	FIS Points (8th of November 2012 – List 4)									
			DH		SL		GS		SG		SC	
AUT (9)	54063	FELLER Manuel	61.18	(295)	9.34	(58)	19.91	(186)	41.13	(354)	45.37	(188)
	50605	HERBST Reinfried	296.31	(2064)	5.57	(25)	153.87	(4585)	230.52	(3439)	–	
	53831	HIRSCHER Marcel	347.58	(2166)	0.87	(3)	0.00	(1)	5.92	(27)	11.16	(38)
	50981	HOERL Wolfgang	373.53	(2214)	5.66	(27)	25.25	(305)	262.50	(3650)	–	
	50707	MATT Mario	229.04	(1810)	3.14	(7)	42.44	(897)	193.59	(3077)	21.30	(60)
	50624	PRANGER Manfred	757.95	(2419)	4.26	(10)	91.62	(2865)	448.00	(4114)	–	
	50625	RAICH Benjamin	15.28	(57)	4.70	(16)	4.77	(10)	2.67	(7)	4.71	(12)
	50547	SCHOENFELDER Rainer	24.30	(98)	10.80	(73)	14.73	(110)	27.78	(189)	9.87	(34)
	53922	WIESER Manuel	29.20	(127)	14.69	(129)	28.27	(380)	21.76	(142)	22.36	(65)
BEL (1)	60015	MOLLIN Bart	999.00	(2457)	11.73	(90)	72.89	(2120)	201.69	(3182)	220.92	(1460)
CAN (4)	102239	COUSINEAU Julien	371.70	(2212)	9.84	(65)	47.85	(1101)	104.35	(1620)	108.12	(669)
	102435	JANYK Michael	148.17	(1162)	5.24	(21)	22.51	(241)	71.46	(900)	85.98	(494)
	103865	PHILP Trevor	72.45	(389)	6.87	(35)	10.45	(54)	28.14	(192)	31.90	(108)
	103646	ZAITSOFF Sasha	48.62	(221)	13.03	(110)	16.72	(134)	31.09	(227)	52.96	(253)
CRO (2)	380260	KOSTELIC Ivica	19.98	(83)	0.35	(2)	5.56	(22)	24.11	(163)	0.00	(1)
	380290	SAMSAL Dalibor	73.84	(398)	9.91	(66)	28.34	(384)	46.25	(438)	54.13	(263)
CZE (3)	150398	BANK Ondrej	17.96	(71)	10.98	(79)	6.80	(34)	24.16	(164)	4.71	(12)
	150644	KRYZL Krystof	52.20	(235)	5.99	(30)	11.11	(61)	44.72	(406)	32.57	(115)
	150594	TREJBAL Filip	114.99	(802)	9.26	(57)	33.74	(551)	95.20	(1426)	72.15	(392)
EST (1)	390037	LUIK Tonis	–		57.10	(1417)	59.80	(1599)	124.44	(2025)	–	
FIN (6)	180718	HENTTINEN Jens	137.08	(1051)	24.50	(290)	35.43	(630)	90.54	(1311)	231.50	(1511)
	180667	HIETANEN Kasper	99.69	(638)	22.43	(246)	29.24	(406)	105.17	(1641)	126.72	(829)
	180627	MALMSTROM Victor	77.54	(442)	14.38	(122)	23.34	(256)	69.78	(865)	109.74	(684)
	180703	PALONIEMI Santeri	–		7.06	(37)	43.60	(934)	273.57	(3685)	276.36	(1738)
	180705	PIRINEN Eemeli	102.11	(667)	22.38	(244)	17.07	(142)	65.41	(786)	141.61	(947)
	180666	TORSTI Samu	106.47	(712)	21.37	(228)	10.49	(55)	65.86	(793)	39.21	(147)
FRA (8)	192504	MERMILLOD BLONDIN Thomas	19.43	(76)	8.41	(46)	9.55	(46)	11.30	(51)	4.65	(11)
	193967	MUFFAT JEANDET Victor	35.34	(152)	7.27	(40)	11.93	(71)	9.58	(40)	39.65	(150)
	192943	OBERT Anthony	57.39	(262)	12.78	(104)	14.92	(115)	36.40	(287)	39.29	(148)



ALPHABETICAL LIST OF COMPETITORS
Number of Competitors: 80, Number of NSA: 21

NSA	FIS Code	Name	FIS Points (8th of November 2012 – List 4)							
			DH	SL	GS	SG	SC			
FRA (8)	194364	PINTURAU Alexis	30.76 (135)	4.96 (18)	3.50 (5)	5.52 (22)	3.94 (4)			
	193986	PLACE Francois	27.37 (116)	10.19 (68)	11.52 (67)	28.99 (203)	15.68 (48)			
	193334	RIVAS Gabriel	53.64 (242)	11.90 (93)	15.89 (124)	41.35 (358)	124.95 (809)			
	194212	THOULE Nicolas	48.65 (222)	7.07 (39)	11.27 (64)	46.62 (444)	27.72 (81)			
	193347	TISSOT Maxime	87.18 (521)	10.88 (77)	30.43 (446)	110.07 (1754)	41.80 (167)			
GBR (1)	220689	RYDING David	166.71 (1350)	10.21 (69)	20.55 (202)	90.36 (1305)	130.02 (857)			
GER (5)	202462	DOPFER Fritz	293.40 (2056)	3.71 (8)	4.64 (8)	47.08 (451)	159.18 (1091)			
	202437	LUITZ Stefan	131.89 (997)	6.89 (36)	7.75 (38)	36.18 (282)	27.70 (80)			
	201702	NEUREUTHER Felix	68.88 (355)	2.78 (6)	7.83 (39)	41.79 (362)	6.00 (31)			
	201891	SCHMID Philipp	349.59 (2172)	8.95 (51)	19.32 (176)	241.05 (3518)	–			
	201896	STEHLE Dominik	149.97 (1179)	8.96 (52)	23.87 (271)	99.22 (1521)	68.97 (368)			
ITA (7)	291145	DEVILLE Cristian	559.32 (2376)	2.02 (4)	28.02 (371)	199.02 (3151)	–			
	293797	GROSS Stefano	373.53 (2214)	2.41 (5)	42.59 (904)	273.96 (3689)	–			
	292491	MOELGG Manfred	120.88 (866)	5.59 (26)	4.85 (13)	62.70 (721)	14.13 (44)			
	294890	NANI Roberto	137.76 (1058)	7.49 (42)	13.98 (99)	55.12 (575)	84.48 (484)			
	293098	RAZZOLI Giuliano	999.00 (2457)	4.58 (13)	51.72 (1263)	906.34 (4336)	–			
	290732	THALER Patrick	999.00 (2457)	4.70 (16)	116.78 (3701)	999.00 (4347)	–			
	291318	TONETTI Riccardo	85.02 (504)	8.14 (44)	25.57 (319)	38.97 (322)	29.35 (92)			
JPN (2)	303097	ISHII Tomoya	–	16.66 (155)	22.17 (233)	167.62 (2720)	–			
	301709	YUASA Naoki	999.00 (2457)	5.10 (20)	33.72 (550)	999.00 (4347)	–			
KOR (2)	320266	JUNG Dong-Hyun	232.67 (1829)	10.87 (76)	21.65 (222)	91.17 (1325)	129.00 (846)			
	320293	KYUNG Sung-Hyun	–	19.30 (204)	29.34 (411)	86.73 (1226)	251.25 (1619)			
LAT (1)	550054	ZVEJNIEKS Kristaps	69.62 (361)	15.84 (140)	31.49 (474)	58.59 (644)	42.04 (169)			
NOR (6)	421669	HAUGEN Leif Kristian	346.18 (2163)	8.12 (43)	9.78 (48)	205.65 (3227)	169.38 (1163)			
	421849	JOHANSEN Truls	923.40 (2445)	7.06 (37)	17.61 (151)	64.59 (763)	–			
	422304	KRISTOFFERSEN Henrik	51.18 (229)	6.00 (32)	9.99 (51)	27.73 (188)	34.18 (123)			
	421400	MYHRE Lars Elton	35.13 (151)	5.96 (29)	16.89 (140)	19.82 (125)	31.09 (105)			
	421860	NORDBOTTEN Jonathan	145.05 (1132)	8.83 (50)	14.06 (100)	72.36 (917)	101.58 (617)			
	422082	SOLEVAAG Sebastian-Foss	48.80 (224)	11.95 (94)	60.15 (1616)	42.76 (375)	41.29 (162)			
RUS (2)	480736	KHOROSHILOV Alexander	65.02 (325)	8.50 (47)	10.88 (59)	28.64 (197)	53.69 (261)			
	481148	MAYTAKOV Sergei	66.21 (335)	9.59 (62)	6.00 (31)	25.80 (176)	30.68 (103)			
SLO (3)	561117	KUERNER Miha	103.59 (680)	15.25 (133)	18.73 (167)	26.36 (181)	28.95 (90)			
	561148	SKUBE Matic	130.72 (983)	10.38 (71)	13.56 (92)	107.96 (1707)	86.22 (496)			
	560355	VALENCIC Mitja	999.00 (2457)	4.60 (14)	81.08 (2459)	496.56 (4171)	–			
SUI (5)	511127	GINI Marc	253.44 (1921)	5.99 (30)	18.40 (165)	111.34 (1782)	106.59 (656)			
	511908	SCHMIDIGER Reto	74.54 (404)	10.27 (70)	17.46 (150)	37.72 (308)	23.26 (67)			

ALPHABETICAL LIST OF COMPETITORS

Number of Competitors: 80, Number of NSA: 21

NSA	FIS Code	Name	FIS Points (8th of November 2012 – List 4)				
			DH	SL	GS	SG	SC
SUI (5)	511174	VOGEL Markus	452.84 (2295)	9.15 (56)	72.96 (2121)	190.12 (3029)	237.10 (1546)
	511996	YULE Daniel	62.20 (301)	14.60 (125)	31.65 (480)	33.39 (251)	36.64 (134)
	511902	ZENHAEUSERN Ramon	260.50 (1947)	10.81 (75)	33.87 (556)	117.75 (1910)	130.59 (859)
SVK (1)	700830	ZAMPA Adam	72.17 (382)	7.47 (41)	9.68 (47)	47.43 (456)	90.40 (520)
SWE (7)	501223	BAECK Axel	316.40 (2125)	5.41 (24)	38.85 (738)	390.72 (4019)	204.30 (1377)
	501101	BYGGMARK Jens	191.07 (1552)	4.18 (9)	78.72 (2370)	253.68 (3612)	102.84 (626)
	501111	HARGIN Mattias	222.06 (1763)	4.26 (10)	40.98 (840)	130.46 (2130)	110.74 (691)
	501116	LAHDENPERAE Anton	132.63 (1006)	10.94 (78)	33.26 (536)	138.27 (2297)	172.95 (1185)
	500656	LARSSON Markus	81.75 (478)	5.38 (23)	32.60 (514)	44.79 (407)	12.45 (41)
	501458	LINDH Calle	59.46 (278)	10.80 (73)	16.41 (129)	22.31 (147)	32.67 (116)
	501017	MYHRER Andre	165.18 (1332)	0.00 (1)	5.96 (29)	52.88 (533)	28.22 (84)
USA (4)	530165	BRANDENBURG Will	76.11 (425)	6.00 (32)	31.10 (463)	34.78 (265)	49.50 (220)
	534508	CHODOUNSKY David	631.66 (2404)	6.60 (34)	14.86 (112)	54.84 (568)	63.72 (339)
	532138	KASPER Nolan	140.08 (1079)	5.01 (19)	16.49 (131)	64.30 (754)	36.03 (130)
	534562	LIGETY Ted	25.70 (102)	4.69 (15)	1.26 (2)	18.22 (113)	4.80 (14)

LEGEND	DH Downhill	SL Slalom	GS Giant Slalom	SG Super-G	SC Super Combined
---------------	--------------------	------------------	------------------------	-------------------	--------------------------

11-11-2012 / Levi (FIN) / 0382

Page 3/3

Data Processing by LONGINES

www.fisalpine.com

LONGINES Timing

Generation Date: SAT 10 NOV 2012

Time: 17:08

Document: 32E 1.0





Audi FIS Ski World Cup 2012/2013
Levi FIN



AUDI FIS SKI WORLD CUP 2012/2013
Levi (FIN)



1st MEN'S SLALOM
DRAW LIST BY POINTS

SUN 11 NOV 2012

Number of Competitors: 80, Number of NSA: 21 Ranked 100 in the FIS List: ALBRECHT K. FIS Pts: 12.60

No.	FIS Code	Name	NSA	WC SL-SL	WC SL-O	FIS-SL
1	501017	MYHRER Andre	SWE	644 (1)	712 (11)	0.00 (1)
2	380260	KOSTELIC Ivica	CRO	610 (2)	1070 (4)	0.35 (2)
3	53831	HIRSCHER Marcel	AUT	560 (3)	1307 (1)	0.87 (3)
4	291145	DEVILLE Cristian	ITA	450 (4)	450 (22)	2.02 (4)
5	293797	GROSS Stefano	ITA	412 (5)	412 (24)	2.41 (5)
6	201702	NEUREUTHER Felix	GER	377 (6)	402 (25)	2.78 (6)
7	50707	MATT Mario	AUT	342 (7)	342 (28)	3.14 (7)
8	202462	DOPFER Fritz	GER	287 (8)	492 (21)	3.71 (8)
9	501101	BYGGMARK Jens	SWE	242 (9)	242 (37)	4.18 (9)
10	501111	HARGIN Mattias	SWE	234 (10)	234 (40)	4.26 (10)
11	50624	PRANGER Manfred	AUT	234 (10)	234 (40)	4.26 (11)
12	293098	RAZZOLI Giuliano	ITA	204 (13)	204 (46)	4.58 (12)
13	560355	VALENCIC Mitja	SLO	202 (14)	202 (47)	4.60 (13)
14	534562	LIGETY Ted	USA	193 (15)	881 (8)	4.69 (14)
15	50625	RAICH Benjamin	AUT	192 (16)	783 (10)	4.70 (15)
16	290732	THALER Patrick	ITA	192 (16)	192 (49)	4.70 (16)
17	+500 194364	PINTURAUPT Alexis	FRA	167 (18)	705 (13)	4.96 (17)
18	532138	KASPER Nolan	USA	162 (19)	162 (55)	5.01 (18)
19	301709	YUASA Naoki	JPN	154 (20)	154 (56)	5.10 (19)
20	102435	JANYK Michael	CAN	140 (21)	140 (59)	5.24 (20)
21	500656	LARSSON Markus	SWE	127 (23)	127 (60)	5.38 (21)
22	501223	BAECK Axel	SWE	124 (24)	124 (64)	5.41 (22)
23	50605	HERBST Reinfried	AUT	108 (25)	108 (66)	5.57 (23)
24	292491	MOELGG Manfred	ITA	106 (26)	289 (32)	5.59 (24)
25	50981	HOERL Wolfgang	AUT	100 (27)	100 (71)	5.66 (25)
26	421400	MYHRE Lars Elton	NOR	71 (29)	71 (83)	5.96 (26)
27	150644	KRYZL Krystof	CZE	68 (30)	82 (78)	5.99 (28)
28	511127	GINI Marc	SUI	68 (30)	68 (85)	5.99 (27)
29	511174	VOGEL Markus	SUI	64 (32)	64 (87)	9.15 (47)
30	530165	BRANDENBURG Will	USA	49 (34)	49 (99)	6.00 (30)
31	511908	SCHMIDIGER Reto	SUI	49 (34)	49 (99)	10.27 (55)
32	422304	KRISTOFFERSEN Henrik	NOR	-	-	6.00 (29)
33	534508	CHODOUNSKY David	USA	-	-	6.60 (31)
34	103865	PHILP Trevor	CAN	-	-	6.87 (32)
35	202437	LUITZ Stefan	GER	-	2 (159)	6.89 (33)
36	421849	JOHANSEN Truls	NOR	11 (46)	11 (130)	7.06 (34)
37	180703	PALONIEMI Santeri	FIN	-	-	7.06 (35)

11-11-2012 / Levi (FIN) / 0382

Page 1/2

Data Processing by LONGINES

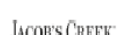
www.fisalpine.com

LONGINES Timing

Generation Date: SAT 10 NOV 2012

Time: 18:08

Document: 45A 1.0



Number of Competitors: 80, Number of NSA: 21 Ranked 100 in the FIS List: ALBRECHT K. FIS Pts: 12.60

No.	FIS Code	Name	NSA	WCSL-SL	WCSL-O	FIS-SL
38	194212	THOULE Nicolas	FRA	-	-	7.07 (36)
39	193967	MUFFAT JEANDET Victor	FRA	-	-	7.27 (37)
40	700830	ZAMPA Adam	SVK	-	29 (111)	7.47 (38)
41	294890	NANI Roberto	ITA	10 (47)	23 (116)	7.49 (39)
42	421669	HAUGEN Leif Kristian	NOR	20 (41)	62 (88)	8.12 (40)
43	291318	TONETTI Riccardo	ITA	-	-	8.14 (41)
44	192504	MERMILLOD BLONDIN Thomas	FRA	23 (40)	148 (57)	8.41 (42)
45	480736	KHOROSHILOV Alexander	RUS	28 (39)	28 (112)	8.50 (43)
46	421860	NORDBOTTEN Jonathan	NOR	8 (48)	8 (136)	8.83 (44)
47	201891	SCHMID Philipp	GER	19 (42)	19 (120)	8.95 (45)
48	201896	STEHLE Dominik	GER	-	-	8.96 (46)
49	150594	TREJBAL Filip	CZE	18 (43)	18 (121)	9.26 (48)
50	54063	FELLER Manuel	AUT	-	-	9.34 (49)
51	481148	MAYTAKOV Sergei	RUS	-	-	9.59 (50)
52	102239	COUSINEAU Julien	CAN	30 (38)	30 (110)	9.84 (51)
53	380290	SAMSAL Dalibor	CRO	-	3 (157)	9.91 (52)
54	193986	PLACE Francois	FRA	-	-	10.19 (53)
55	220689	RYDING David	GBR	-	-	10.21 (54)
56	561148	SKUBE Matic	SLO	7 (51)	7 (139)	10.38 (56)
57	50547	SCHOENFELDER Rainer	AUT	18 (43)	18 (121)	10.80 (57)
58	501458	LINDH Calle	SWE	-	-	10.80 (58)
59	511902	ZENHAEUSERN Ramon	SUI	-	-	10.81 (59)
60	320266	JUNG Dong-Hyun	KOR	-	-	10.87 (60)
61	193347	TISSOT Maxime	FRA	35 (37)	35 (109)	10.88 (61)
62	501116	LAHDENPERAE Anton	SWE	5 (55)	5 (150)	10.94 (62)
63	150398	BANK Ondrej	CZE	4 (56)	104 (68)	10.98 (63)
64	60015	MOLLIN Bart	BEL	-	-	11.73 (64)
65	193334	RIVAS Gabriel	FRA	15 (45)	15 (126)	11.90 (65)
66	422082	SOLEVAAG Sebastian-Foss	NOR	-	-	11.95 (66)
67	192943	OBERT Anthony	FRA	-	-	> 12.78 (67)
68	103646	ZAITSOFF Sasha	CAN	-	-	> 13.03 (68)
69	180627	MALMSTROM Victor	FIN	-	-	> 14.38 (69)
70	511996	YULE Daniel	SUI	-	-	> 14.60 (70)
71	53922	WIESER Manuel	AUT	-	-	> 14.69 (71)
72	561117	KUERNER Miha	SLO	-	-	> 15.25 (72)
73	550054	ZVEJNIEKS Kristaps	LAT	-	-	> 15.84 (73)
74	303097	ISHII Tomoya	JPN	-	-	> 16.66 (74)
75	320293	KYUNG Sung-Hyun	KOR	-	-	> 19.30 (75)
76	180666	TORSTI Samu	FIN	-	-	> 21.37 (76)
77	180705	PIRINEN Eemeli	FIN	-	-	> 22.38 (77)
78	180667	HIETANEN Kasper	FIN	-	-	> 22.43 (78)
79	180718	HENTTINEN Jens	FIN	-	-	> 24.50 (79)
80	390037	LUIK Tonis	EST	-	-	> 57.10 (80)

LEGEND			
+500	More than 500 points on WCSL-O after 15th place or after 30th place	WCSL-O	Overall WCSL points
WCSL-SL	World Cup Start List points for Slalom	No.	Control Number
FIS-SL	FIS points for Slalom		



Audi FIS Ski World Cup 2012/2013
Levi FIN



AUDI FIS SKI WORLD CUP 2012/2013
Levi (FIN)



1st MEN'S SLALOM 1st RUN
START LIST

SUN 11 NOV 2012
Start Time: 11:00

Jury

TD FIS	J. SVANBERG	SWE
Referee	G. HUJARA	FIS
Chief of Race	P. TUOMIKOSKI	FIN

Technical Data

Course Name	Levi Black
Start Altitude	438 m
Finish Altitude	258 m
Vertical Drop	180 m
Homologation Number	9324/11/09

Race Information 1st Run

Course Setter	M. PIRCHER	AUT
Number of Gates		
Turning Gates		
Start Time	11:00	
Forerunners	A - A. NAKKI	FIN
	B - M. LUUKKO	FIN
	C - K. PELTOLA	FIN

Race Information 2nd Run

Course Setter	M. PFEIFER	SWE
Number of Gates		
Turning Gates		
Start Time	14:00	
Forerunners	A - A. NAKKI	FIN
	B - M. LUUKKO	FIN
	C - K. PELTOLA	FIN

Number of Competitors: 80, Number of NSA: 21

Bib	FIS Code	Name	Year of Birth	NSA	Time	Ski
1	50707	MATT Mario	1979	AUT		Blizzard
2	380260	KOSTELIC Ivica	1979	CRO		Fischer
3	201702	NEUREUTHER Felix	1984	GER		Nordica
4	291145	DEVILLE Cristian	1981	ITA		Voelkl
5	293797	GROSS Stefano	1986	ITA		Voelkl
6	53831	HIRSCHER Marcel	1989	AUT		Atomic
7	501017	MYHRER Andre	1983	SWE		Nordica
8	50625	RAICH Benjamin	1978	AUT		Atomic
9	534562	LIGETY Ted	1984	USA		Head
10	293098	RAZZOLI Giuliano	1984	ITA		Nordica
11	50624	PRANGER Manfred	1978	AUT		Voelkl
12	501111	HARGIN Mattias	1985	SWE		Nordica
13	290732	THALER Patrick	1978	ITA		Fischer
14	560355	VALENCIC Mitja	1978	SLO		Elan
15	202462	DOPFER Fritz	1987	GER		Nordica
16	501101	BYGGMARK Jens	1985	SWE		Voelkl
17	194364	PINTURAUULT Alexis	1991	FRA		Salomon
18	532138	KASPER Nolan	1989	USA		Fischer
19	301709	YUASA Naoki	1983	JPN		Hart
20	102435	JANYK Michael	1982	CAN		Rossignol
21	500656	LARSSON Markus	1979	SWE		Rossignol
22	501223	BAECK Axel	1987	SWE		Rossignol
23	50605	HERBST Reinfried	1978	AUT		Fischer

11-11-2012 / Levi (FIN) / 0382

Page 1/3

Data Processing by LONGINES

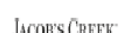
www.fisalpine.com

LONGINES Timing

Generation Date: SAT 10 NOV 2012

Time: 19:43

Document: 51A 1.0



Number of Competitors: 80, Number of NSA: 21

Bib	FIS Code	Name	Year of Birth	NSA	Time	Ski
24	292491	MOELGG Manfred	1982	ITA		Fischer
25	50981	HOERL Wolfgang	1983	AUT		Voelkl
26	421400	MYHRE Lars Elton	1984	NOR		Rossignol
27	511127	GINI Marc	1984	SUI		Fischer
28	150644	KRYZL Krystof	1986	CZE		Blizzard
29	511174	VOGEL Markus	1984	SUI		Fischer
30	530165	BRANDENBURG Will	1987	USA		Fischer
31	511908	SCHMIDIGER Reto	1992	SUI		Rossignol
32	422304	KRISTOFFERSEN Henrik	1994	NOR		Rossignol
33	534508	CHODOUNSKY David	1984	USA		Nordica
34	103865	PHILP Trevor	1992	CAN		
35	202437	LUITZ Stefan	1992	GER		Rossignol
36	421849	JOHANSEN Truls	1989	NOR		Fischer
37	180703	PALONIEMI Santeri	1993	FIN		
38	194212	THOULE Nicolas	1990	FRA		Atomic
39	193967	MUFFAT JEANDET Victor	1989	FRA		Atomic
40	700830	ZAMPA Adam	1990	SVK		Salomon
41	294890	NANI Roberto	1988	ITA		Voelkl
42	421669	HAUGEN Leif Kristian	1987	NOR		Rossignol
43	291318	TONETTI Riccardo	1989	ITA		Voelkl
44	192504	MERMILLOD BLONDIN Thomas	1984	FRA		Salomon
45	480736	KHOROSHILOV Alexander	1984	RUS		Fischer
46	421860	NORDBOTTEN Jonathan	1989	NOR		Head
47	201891	SCHMID Philipp	1986	GER		
48	201896	STEHLE Dominik	1986	GER		Voelkl
49	150594	TREJBAL Filip	1985	CZE		Dynastar
50	54063	FELLER Manuel	1992	AUT		Head
51	481148	MAYTAKOV Sergei	1990	RUS		Rossignol
52	102239	COUSINEAU Julien	1981	CAN		Fischer
53	380290	SAMSAL Dalibor	1985	CRO		Fischer
54	193986	PLACE Francois	1989	FRA		Fischer
55	220689	RYDING David	1986	GBR		Dynastar
56	561148	SKUBE Matic	1988	SLO		Elan
57	50547	SCHOENFELDER Rainer	1977	AUT		Voelkl
58	501458	LINDH Calle	1990	SWE		Rossignol
59	511902	ZENHAEUSERN Ramon	1992	SUI		Rossignol
60	320266	JUNG Dong-Hyun	1988	KOR		
61	193347	TISSOT Maxime	1986	FRA		Fischer
62	501116	LAHDENPERAE Anton	1985	SWE		Nordica
63	150398	BANK Ondrej	1980	CZE		Elan
64	60015	MOLLIN Bart	1981	BEL		
65	193334	RIVAS Gabriel	1986	FRA		
66	422082	SOLEVAAG Sebastian-Foss	1991	NOR		Voelkl
67	192943	OBERT Anthony	1985	FRA		Dynastar
68	103646	ZAITSOFF Sasha	1990	CAN		
69	180627	MALMSTROM Victor	1991	FIN		Atomic
70	511996	YULE Daniel	1993	SUI		
71	53922	WIESER Manuel	1990	AUT		Fischer

Number of Competitors: 80, Number of NSA: 21

Bib	FIS Code	Name	Year of Birth	NSA	Time	Ski
72	561117	KUERNER Miha	1987	SLO	_____	
73	550054	ZVEJNIEKS Kristaps	1992	LAT	_____	
74	303097	ISHII Tomoya	1989	JPN	_____	Salomon
75	320293	KYUNG Sung-Hyun	1990	KOR	_____	Salomon
76	180666	TORSTI Samu	1991	FIN	_____	Atomic
77	180705	PIRINEN Eemeli	1993	FIN	_____	Atomic
78	180667	HIETANEN Kasper	1991	FIN	_____	
79	180718	HENTTINEN Jens	1993	FIN	_____	
80	390037	LUIK Tonis	1995	EST	_____	



Audi FIS Ski World Cup 2012/2013
Levi FIN

LONGINES



AUDI FIS SKI WORLD CUP 2012/2013
Levi (FIN)



1st MEN'S SLALOM 1st RUN
OFFICIAL RESULTS

SUN 11 NOV 2012
Start Time: 11:00

Jury

TD FIS	J. SVANBERG	SWE
Referee	G. HUJARA	FIS
Chief of Race	P. TUOMIKOSKI	FIN

Technical Data

Course Name	Levi Black
Start Altitude	438 m
Finish Altitude	258 m
Vertical Drop	180 m
Homologation Number	9324/11/09

Race Information 1st Run

Course Setter	M. PIRCHER	AUT
Number of Gates	68	
Turning Gates	65	
Start Time	11:00	
Forerunners	A - A. NAKKI	FIN
	B - M. LUUKKO	FIN
	C - K. PELTOLA	FIN

Race Information 2nd Run

Course Setter	M. PFEIFER	SWE
Number of Gates		
Turning Gates		
Start Time	14:00	
Forerunners	A - A. NAKKI	FIN
	B - M. LUUKKO	FIN
	C - K. PELTOLA	FIN

Number of Competitors: 80, Number of NSA: 21

Rank	Bib	FIS Code	Name	Year of Birth	NSA	Time	Diff.	Ski
1	7	501017	MYHRER Andre	1983	SWE	53.86		Nordica
2	6	53831	HIRSCHER Marcel	1989	AUT	54.13	0.27	Atomic
3	16	501101	BYGGMARK Jens	1985	SWE	54.17	0.31	Voelkl
4	24	292491	MOELGG Manfred	1982	ITA	54.40	0.54	Fischer
5	45	480736	KHOROSHILOV Alexander	1984	RUS	54.43	0.57	Fischer
6	3	201702	NEUREUTHER Felix	1984	GER	54.44	0.58	Nordica
7	12	501111	HARGIN Mattias	1985	SWE	54.50	0.64	Nordica
8	4	291145	DEVILLE Cristian	1981	ITA	54.68	0.82	Voelkl
9	2	380260	KOSTELIC Ivica	1979	CRO	54.77	0.91	Fischer
10	13	290732	THALER Patrick	1978	ITA	54.79	0.93	Fischer
11	8	50625	RAICH Benjamin	1978	AUT	54.83	0.97	Atomic
12	11	50624	PRANGER Manfred	1978	AUT	54.91	1.05	Voelkl
13	33	534508	CHODOUNSKY David	1984	USA	54.94	1.08	Nordica
13	15	202462	DOPFER Fritz	1987	GER	54.94	1.08	Nordica
15	30	530165	BRANDENBURG Will	1987	USA	54.97	1.11	Fischer
16	47	201891	SCHMID Philipp	1986	GER	55.01	1.15	
16	29	511174	VOGEL Markus	1984	SUI	55.01	1.15	Fischer
18	17	194364	PINTURALT Alexis	1991	FRA	55.02	1.16	Salomon
19	5	293797	GROSS Stefano	1986	ITA	55.04	1.18	Voelkl
20	21	500656	LARSSON Markus	1979	SWE	55.10	1.24	Rossignol
21	37	180703	PALONIEMI Santeri	1993	FIN	55.13	1.27	
21	9	534562	LIGETY Ted	1984	USA	55.13	1.27	Head
23	55	220689	RYDING David	1986	GBR	55.15	1.29	Dynastar

11-11-2012 / Levi (FIN) / 0382

Page 1/3

Data Processing by LONGINES

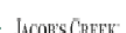
www.fisalpine.com

LONGINES Timing

Generation Date: SUN 11 NOV 2012

Time: 12:43

Document: 73B 1.0



Number of Competitors: 80, Number of NSA: 21

Rank	Bib	FIS Code	Name	Year of Birth	NSA	Time	Diff.	Ski
24	32	422304	KRISTOFFERSEN Henrik	1994	NOR	55.27	1.41	Rossignol
25	19	301709	YUASA Naoki	1983	JPN	55.33	1.47	Hart
26	28	150644	KRYZL Krystof	1986	CZE	55.35	1.49	Blizzard
27	14	560355	VALENCIC Mitja	1978	SLO	55.39	1.53	Elan
28	38	194212	THOULE Nicolas	1990	FRA	55.41	1.55	Atomic
29	10	293098	RAZZOLI Giuliano	1984	ITA	55.43	1.57	Nordica
30	23	50605	HERBST Reinfried	1978	AUT	55.44	1.58	Fischer
31	44	192504	MERMILLOD BLONDIN T.	1984	FRA	55.45	1.59	Salomon
32	20	102435	JANYK Michael	1982	CAN	55.49	1.63	Rossignol
33	35	202437	LUITZ Stefan	1992	GER	55.57	1.71	Rossignol
34	48	201896	STEHLE Dominik	1986	GER	55.62	1.76	Voelkl
35	25	50981	HOERL Wolfgang	1983	AUT	55.64	1.78	Voelkl
35	18	532138	KASPER Nolan	1989	USA	55.64	1.78	Fischer
37	66	422082	SOLEVAAG Sebastian-Foss	1991	NOR	55.65	1.79	Voelkl
38	54	193986	PLACE Francois	1989	FRA	55.73	1.87	Fischer
38	52	102239	COUSINEAU Julien	1981	CAN	55.73	1.87	Fischer
40	50	54063	FELLER Manuel	1992	AUT	55.83	1.97	Head
41	22	501223	BAECK Axel	1987	SWE	55.86	2.00	Rossignol
42	42	421669	HAUGEN Leif Kristian	1987	NOR	55.87	2.01	Rossignol
43	34	103865	PHILP Trevor	1992	CAN	55.89	2.03	
44	27	511127	GINI Marc	1984	SUI	55.94	2.08	Fischer
45	51	481148	MAYTAKOV Sergei	1990	RUS	55.96	2.10	Rossignol
46	63	150398	BANK Ondrej	1980	CZE	55.98	2.12	Elan
47	46	421860	NORDBOTTEN Jonathan	1989	NOR	56.11	2.25	Head
47	39	193967	MUFFAT JEANDET Victor	1989	FRA	56.11	2.25	Atomic
49	53	380290	SAMSAL Dalibor	1985	CRO	56.12	2.26	Fischer
50	43	291318	TONETTI Riccardo	1989	ITA	56.18	2.32	Voelkl
50	40	700830	ZAMPA Adam	1990	SVK	56.18	2.32	Salomon
52	57	50547	SCHOENFELDER Rainer	1977	AUT	56.20	2.34	Voelkl
53	36	421849	JOHANSEN Truls	1989	NOR	56.24	2.38	Fischer
54	31	511908	SCHMIDIGER Reto	1992	SUI	56.25	2.39	Rossignol
55	71	53922	WIESER Manuel	1990	AUT	56.37	2.51	Fischer
56	26	421400	MYHRE Lars Elton	1984	NOR	56.50	2.64	Rossignol
57	72	561117	KUERNER Miha	1987	SLO	56.52	2.66	
58	49	150594	TREJBAL Filip	1985	CZE	56.61	2.75	Dynastar
59	68	103646	ZAITSOFF Sasha	1990	CAN	56.71	2.85	
60	56	561148	SKUBE Matic	1988	SLO	56.74	2.88	Elan
61	79	180718	HENTTINEN Jens	1993	FIN	56.87	3.01	
62	78	180667	HIETANEN Kasper	1991	FIN	56.89	3.03	
63	73	550054	ZVEJNIEKS Kristaps	1992	LAT	56.96	3.10	
64	59	511902	ZENHAEUSERN Ramon	1992	SUI	57.14	3.28	Rossignol
65	58	501458	LINDH Calle	1990	SWE	57.29	3.43	Rossignol
66	67	192943	OBERT Anthony	1985	FRA	57.44	3.58	Dynastar
67	60	320266	JUNG Dong-Hyun	1988	KOR	57.57	3.71	
68	70	511996	YULE Daniel	1993	SUI	57.80	3.94	
69	74	303097	ISHII Tomoya	1989	JPN	58.44	4.58	Salomon
70	75	320293	KYUNG Sung-Hyun	1990	KOR	58.73	4.87	Salomon
71	80	390037	LUIK Tonis	1995	EST	1:00.43	6.57	

Number of Competitors: 80, Number of NSA: 21

Rank	Bib	FIS Code	Name	Year of Birth	NSA	Time	Diff.	Ski
DID NOT FINISH 1st RUN: 8 competitors								
	41	294890	NANI Roberto	1988	ITA			Voelkl
	61	193347	TISSOT Maxime	1986	FRA			Fischer
	62	501116	LAHDENPERAE Anton	1985	SWE			Nordica
	64	60015	MOLLIN Bart	1981	BEL			
	65	193334	RIVAS Gabriel	1986	FRA			
	69	180627	MALMSTROM Victor	1991	FIN			Atomic
	76	180666	TORSTI Samu	1991	FIN			Atomic
	77	180705	PIRINEN Eemeli	1993	FIN			Atomic
DISQUALIFIED 1st RUN: 1 competitor								
	1	50707	MATT Mario	1979	AUT		Rule B2.1.2	Blizzard

Reason for disqualification:
B2.1.2 Competition Equipments

11-11-2012 / Levi (FIN) / 0382

Page 3/3

Data Processing by LONGINES

www.fisalpine.com

LONGINES Timing

Generation Date: SUN 11 NOV 2012

Time: 12:43

Document: 73B 1.0



Audi FIS Ski World Cup 2012/2013
Levi FIN

LONGINES



AUDI FIS SKI WORLD CUP 2012/2013
Levi (FIN)



1st MEN'S SLALOM 2nd RUN
START LIST

SUN 11 NOV 2012
Start Time: 14:00

Race Information 2nd Run

Course Setter M. PFEIFER SWE
Number of Gates
Turning Gates
Start Time 14:00

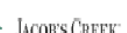
Technical Data

Course Name Levi Black
Start Altitude 438 m
Finish Altitude 258 m
Vertical Drop 180 m
Homologation Number 9324/11/09

Forerunners A - A. NAKKI (FIN) B - M. LUUKKO (FIN) C - K. PELTOLA (FIN)

Number of Competitors: 30, Number of NSA: 15

Start Order	Bib	FIS Code	Name	Year of Birth	NSA	1st Run	Diff.	Rank	2nd Run	Total	Ski
1	23	50605	HERBST Reinfried	1978	AUT	55.44	1.58	30			Fischer
2	10	293098	RAZZOLI Giuliano	1984	ITA	55.43	1.57	29			Nordica
3	38	194212	THOULE Nicolas	1990	FRA	55.41	1.55	28			Atomic
4	14	560355	VALENCIC Mitja	1978	SLO	55.39	1.53	27			Elan
5	28	150644	KRYZL Krystof	1986	CZE	55.35	1.49	26			Blizzard
6	19	301709	YUASA Naoki	1983	JPN	55.33	1.47	25			Hart
7	32	422304	KRISTOFFERSEN Henrik	1994	NOR	55.27	1.41	24			Rossignol
8	55	220689	RYDING David	1986	GBR	55.15	1.29	23			Dynastar
9	9	534562	LIGETY Ted	1984	USA	55.13	1.27	21			Head
10	37	180703	PALONIEMI Santeri	1993	FIN	55.13	1.27	21			
11	21	500656	LARSSON Markus	1979	SWE	55.10	1.24	20			Rossignol
12	5	293797	GROSS Stefano	1986	ITA	55.04	1.18	19			Voelkl
13	17	194364	PINTURAUPT Alexis	1991	FRA	55.02	1.16	18			Salomon
14	29	511174	VOGEL Markus	1984	SUI	55.01	1.15	16			Fischer
15	47	201891	SCHMID Philipp	1986	GER	55.01	1.15	16			
16	30	530165	BRANDENBURG Will	1987	USA	54.97	1.11	15			Fischer
17	15	202462	DOPFER Fritz	1987	GER	54.94	1.08	13			Nordica
18	33	534508	CHODOUNSKY David	1984	USA	54.94	1.08	13			Nordica
19	11	50624	PRANGER Manfred	1978	AUT	54.91	1.05	12			Voelkl
20	8	50625	RAICH Benjamin	1978	AUT	54.83	0.97	11			Atomic
21	13	290732	THALER Patrick	1978	ITA	54.79	0.93	10			Fischer
22	2	380260	KOSTELIC Ivica	1979	CRO	54.77	0.91	9			Fischer
23	4	291145	DEVILLE Cristian	1981	ITA	54.68	0.82	8			Voelkl
24	12	501111	HARGIN Mattias	1985	SWE	54.50	0.64	7			Nordica
25	3	201702	NEUREUTHER Felix	1984	GER	54.44	0.58	6			Nordica
26	45	480736	KHOROSHILOV A.	1984	RUS	54.43	0.57	5			Fischer
27	24	292491	MOELGG Manfred	1982	ITA	54.40	0.54	4			Fischer
28	16	501101	BYGGMARK Jens	1985	SWE	54.17	0.31	3			Voelkl
29	6	53831	HIRSCHER Marcel	1989	AUT	54.13	0.27	2			Atomic
30	7	501017	MYHRER Andre	1983	SWE	53.86	0.00	1			Nordica





Audi FIS Ski World Cup 2012/2013
Levi FIN

LONGINES



AUDI FIS SKI WORLD CUP 2012/2013
Levi (FIN)



1st MEN'S SLALOM 2nd RUN
OFFICIAL RESULTS

SUN 11 NOV 2012
Start Time: 14:00

Jury

TD FIS	J. SVANBERG	SWE
Referee	G. HUJARA	FIS
Chief of Race	P. TUOMIKOSKI	FIN

Technical Data

Course Name	Levi Black
Start Altitude	438 m
Finish Altitude	258 m
Vertical Drop	180 m
Homologation Number	9324/11/09

Race Information 1st Run

Course Setter	M. PIRCHER	AUT
Number of Gates	68	
Turning Gates	65	
Start Time	11:00	
Forerunners	A - A. NAKKI	FIN
	B - M. LUUKKO	FIN
	C - K. PELTOLA	FIN

Race Information 2nd Run

Course Setter	M. PFEIFER	SWE
Number of Gates	67	
Turning Gates	64	
Start Time	14:00	
Forerunners	A - A. NAKKI	FIN
	B - M. LUUKKO	FIN
	C - K. PELTOLA	FIN

Number of Competitors: 80, Number of NSA: 21

F-factor: 620

Rank	Bib	FIS Code	Name	Year of Birth	NSA	1st Run	2nd Run	Total	Diff.	Race Points	Ski
1	7	501017	MYHRER Andre	1983	SWE	53.86	55.69	1:49.55		0.00	Nordica
2	6	53831	HIRSCHER Marcel	1989	AUT	54.13	55.48	1:49.61	0.06	0.34	Atomic
3	16	501101	BYGGMARK Jens	1985	SWE	54.17	55.99	1:50.16	0.61	3.45	Voelkl
4	24	292491	MOELGG Manfred	1982	ITA	54.40	55.88	1:50.28	0.73	4.13	Fischer
5	13	290732	THALER Patrick	1978	ITA	54.79	55.71	1:50.50	0.95	5.38	Fischer
6	23	50605	HERBST Reinfried	1978	AUT	55.44	55.15	1:50.59	1.04	5.89	Fischer
7	3	201702	NEUREUTHER Felix	1984	GER	54.44	56.21	1:50.65	1.10	6.23	Nordica
8	2	380260	KOSTELIC Ivica	1979	CRO	54.77	56.14	1:50.91	1.36	7.70	Fischer
9	12	501111	HARGIN Mattias	1985	SWE	54.50	56.55	1:51.05	1.50	8.49	Nordica
10	47	201891	SCHMID Philipp	1986	GER	55.01	56.05	1:51.06	1.51	8.55	
11	32	422304	KRISTOFFERSEN Henrik	1994	NOR	55.27	55.83	1:51.10	1.55	8.77	Rossignol
12	11	50624	PRANGER Manfred	1978	AUT	54.91	56.24	1:51.15	1.60	9.06	Voelkl
13	10	293098	RAZZOLI Giuliano	1984	ITA	55.43	55.77	1:51.20	1.65	9.34	Nordica
13	9	534562	LIGETY Ted	1984	USA	55.13	56.07	1:51.20	1.65	9.34	Head
15	30	530165	BRANDENBURG Will	1987	USA	54.97	56.35	1:51.32	1.77	10.02	Fischer
16	15	202462	DOPFER Fritz	1987	GER	54.94	56.43	1:51.37	1.82	10.30	Nordica
17	29	511174	VOGEL Markus	1984	SUI	55.01	56.50	1:51.51	1.96	11.09	Fischer
18	45	480736	KHOROSHILOV Alexander	1984	RUS	54.43	57.09	1:51.52	1.97	11.15	Fischer
19	14	560355	VALENCIC Mitja	1978	SLO	55.39	56.16	1:51.55	2.00	11.32	Elan
20	8	50625	RAICH Benjamin	1978	AUT	54.83	56.76	1:51.59	2.04	11.55	Atomic
21	5	293797	GROSS Stefano	1986	ITA	55.04	56.65	1:51.69	2.14	12.11	Voelkl

#493

11-11-2012 / Levi (FIN) / 0382

Page 1/3

Data Processing by LONGINES

www.fisalpine.com

LONGINES Timing

Generation Date: SUN 11 NOV 2012

Time: 14:48

Document: 73C 1.0



www.worldcuplevi.com

Number of Competitors: 80, Number of NSA: 21

F-factor: 620

Rank	Bib	FIS Code	Name	Year of Birth	NSA	1st Run	2nd Run	Total	Diff.	Race Points	Ski
22	38	194212	THOULE Nicolas	1990	FRA	55.41	56.29	1:51.70	2.15	12.17	Atomic
23	17	194364	PINTURAUULT Alexis	1991	FRA	55.02	56.85	1:51.87	2.32	13.13	Salomon
24	37	180703	PALONIEMI Santeri	1993	FIN	55.13	56.76	1:51.89	2.34	13.24	
25	28	150644	KRYZL Krystof	1986	CZE	55.35	56.55	1:51.90	2.35	13.30	Blizzard
26	55	220689	RYDING David	1986	GBR	55.15	56.91	1:52.06	2.51	14.21	Dynastar
27	19	301709	YUASA Naoki	1983	JPN	55.33	1:01.19	1:56.52	6.97	39.45	Hart

DID NOT QUALIFY FOR 2nd RUN: 41 competitors

44	192504	MERMILLOD BLONDIN T.	1984	FRA	55.45						Salomon
20	102435	JANYK Michael	1982	CAN	55.49						Rossignol
35	202437	LUITZ Stefan	1992	GER	55.57						Rossignol
48	201896	STEHLE Dominik	1986	GER	55.62						Voelkl
25	50981	HOERL Wolfgang	1983	AUT	55.64						Voelkl
18	532138	KASPER Nolan	1989	USA	55.64						Fischer
66	422082	SOLEVAAG Sebastian-Foss	1991	NOR	55.65						Voelkl
54	193986	PLACE Francois	1989	FRA	55.73						Fischer
52	102239	COUSINEAU Julien	1981	CAN	55.73						Fischer
50	54063	FELLER Manuel	1992	AUT	55.83						Head
22	501223	BAECK Axel	1987	SWE	55.86						Rossignol
42	421669	HAUGEN Leif Kristian	1987	NOR	55.87						Rossignol
34	103865	PHILP Trevor	1992	CAN	55.89						
27	511127	GINI Marc	1984	SUI	55.94						Fischer
51	481148	MAYTAKOV Sergei	1990	RUS	55.96						Rossignol
63	150398	BANK Ondrej	1980	CZE	55.98						Elan
46	421860	NORDBOTTEN Jonathan	1989	NOR	56.11						Head
39	193967	MUFFAT JEANDET Victor	1989	FRA	56.11						Atomic
53	380290	SAMSAL Dalibor	1985	CRO	56.12						Fischer
43	291318	TONETTI Riccardo	1989	ITA	56.18						Voelkl
40	700830	ZAMPA Adam	1990	SVK	56.18						Salomon
57	50547	SCHOENFELDER Rainer	1977	AUT	56.20						Voelkl
36	421849	JOHANSEN Truls	1989	NOR	56.24						Fischer
31	511908	SCHMIDIGER Reto	1992	SUI	56.25						Rossignol
71	53922	WIESER Manuel	1990	AUT	56.37						Fischer
26	421400	MYHRE Lars Elton	1984	NOR	56.50						Rossignol
72	561117	KUERNER Miha	1987	SLO	56.52						
49	150594	TREJBAL Filip	1985	CZE	56.61						Dynastar
68	103646	ZAITSOFF Sasha	1990	CAN	56.71						
56	561148	SKUBE Matic	1988	SLO	56.74						Elan
79	180718	HENTTINEN Jens	1993	FIN	56.87						
78	180667	HIETANEN Kasper	1991	FIN	56.89						
73	550054	ZVEJNIEKS Kristaps	1992	LAT	56.96						
59	511902	ZENHAEUSERN Ramon	1992	SUI	57.14						Rossignol
58	501458	LINDH Calle	1990	SWE	57.29						Rossignol
67	192943	OBERT Anthony	1985	FRA	57.44						Dynastar
60	320266	JUNG Dong-Hyun	1988	KOR	57.57						
70	511996	YULE Daniel	1993	SUI	57.80						
74	303097	ISHII Tomoya	1989	JPN	58.44						Salomon
75	320293	KYUNG Sung-Hyun	1990	KOR	58.73						Salomon

#493

Number of Competitors: 80, Number of NSA: 21

F-factor: 620

Rank	Bib	FIS Code	Name	Year of Birth	NSA	1st Run	2nd Run	Total	Diff.	Race Points	Ski
	80	390037	LUIK Tonis	1995	EST	1:00.43					
DID NOT FINISH 1st RUN: 8 competitors											
	41	294890	NANI Roberto	1988	ITA						Voelkl
	61	193347	TISSOT Maxime	1986	FRA						Fischer
	62	501116	LAHDENPERAE Anton	1985	SWE						Nordica
	64	60015	MOLLIN Bart	1981	BEL						
	65	193334	RIVAS Gabriel	1986	FRA						
	69	180627	MALMSTROM Victor	1991	FIN						Atomic
	76	180666	TORSTI Samu	1991	FIN						Atomic
	77	180705	PIRINEN Eemeli	1993	FIN						Atomic
DISQUALIFIED 1st RUN: 1 competitor											
	1	50707	MATT Mario	1979	AUT				Rule B2.1.2		Blizzard
DID NOT FINISH 2nd RUN: 3 competitors											
	4	291145	DEVILLE Cristian	1981	ITA						Voelkl
	21	500656	LARSSON Markus	1979	SWE						Rossignol
	33	534508	CHODOUNSKY David	1984	USA						Nordica

Reason for disqualification:
B2.1.2 Competition Equipments

Technical Delegate:
J. SVANBERG (SWE) #493



Audi FIS Ski World Cup 2012/2013
Levi FIN

LONGINES



AUDI FIS SKI WORLD CUP 2012/2013
Levi (FIN)



1st MEN'S SLALOM
PENALTY CALCULATION

SUN 11 NOV 2012

Best 10 at Finish

Rank	Bib	FIS Code	Name	NSA	FIS Points	Best 5	Race Points
1	7	501017	MYHRER Andre	SWE	0.00	0.00	0.00
2	6	53831	HIRSCHER Marcel	AUT	0.87	0.87	0.34
3	16	501101	BYGGMARK Jens	SWE	4.18	4.18	3.45
4	24	292491	MOELGG Manfred	ITA	5.59		
5	13	290732	THALER Patrick	ITA	4.70		
6	23	50605	HERBST Reinfried	AUT	5.57		
7	3	201702	NEUREUTHER Felix	GER	2.78	2.78	6.23
8	2	380260	KOSTELIC Ivica	CRO	0.35	0.35	7.70
9	12	501111	HARGIN Mattias	SWE	4.26		
10	47	201891	SCHMID Philipp	GER	8.95		

Best 5 FIS Points at Start

Rank	Bib	FIS Code	Name	NSA	FIS Points
1	7	501017	MYHRER Andre	SWE	0.00
8	2	380260	KOSTELIC Ivica	CRO	0.35
2	6	53831	HIRSCHER Marcel	AUT	0.87
DNF	4	291145	DEVILLE Cristian	ITA	2.02
21	5	293797	GROSS Stefano	ITA	2.41

TOTALS:			
FIS Points of Best 5 at Start (B)		5.65	
FIS Points of Best at Finish in Top 10 (A)			8.18
Race Points of Corresponding Competitors (C)			17.72
Calculated Penalty (A+B-C) : 10 =>		-0.389	
Rounded		-0.39	
Category Adder		0.00	
Correction Value (Z)		0.00	
Calculated Penalty		-0.39	
Penalty Applied		0.00	

Technical Delegate:
J. SVANBERG (SWE) #493

11-11-2012 / Levi (FIN) / 0382

Page 1/1

Data Processing by LONGINES

www.fisalpine.com

LONGINES Timing

Generation Date: SUN 11 NOV 2012

Time: 14:48

Document: 73G 1.0



Number of Competitors: 27

Rank	Bib	Name Ski	NSA	Positions			Partials			Difference	
				Pos.	Time	Rank	Pos.	Time	Rank	Time	
1	7	MYHRER Andre Nordica	SWE	Run1:	Int1:	22.57	(1)	I1-Fin:	31.29	(2)	0.13
					Fin:	53.86	(1)				0.00
				Run2:	Int1:	23.34	(1)	I1-Fin:	32.35	(9)	0.00
					Fin:	55.69	(3)				0.54
		Total:	Int1:	1:17.20	(1)				0.00		
			Fin:	1:49.55	(1)				0.00		
2	6	HIRSCHER Marcel Atomic	AUT	Run1:	Int1:	22.93	(14)	I1-Fin:	31.20	(1)	0.49
					Fin:	54.13	(2)				0.27
				Run2:	Int1:	23.35	(3)	I1-Fin:	32.13	(2)	0.01
					Fin:	55.48	(2)				0.33
		Total:	Int1:	1:17.48	(2)				0.28		
			Fin:	1:49.61	(2)				0.06		
3	16	BYGGMARK Jens Voelkl	SWE	Run1:	Int1:	22.58	(2)	I1-Fin:	31.59	(6)	0.14
					Fin:	54.17	(3)				0.31
				Run2:	Int1:	23.41	(5)	I1-Fin:	32.58	(16)	0.07
					Fin:	55.99	(8)				0.84
		Total:	Int1:	1:17.58	(3)				0.38		
			Fin:	1:50.16	(3)				0.61		
4	24	MOELGG Manfred Fischer	ITA	Run1:	Int1:	22.88	(10)	I1-Fin:	31.52	(4)	0.44
					Fin:	54.40	(4)				0.54
				Run2:	Int1:	23.56	(10)	I1-Fin:	32.32	(6)	0.22
					Fin:	55.88	(7)				0.73
		Total:	Int1:	1:17.96	(4)				0.76		
			Fin:	1:50.28	(4)				0.73		
5	13	THALER Patrick Fischer	ITA	Run1:	Int1:	22.97	(17)	I1-Fin:	31.82	(8)	0.53
					Fin:	54.79	(9)				0.93
				Run2:	Int1:	23.39	(4)	I1-Fin:	32.32	(6)	0.05
					Fin:	55.71	(4)				0.56
		Total:	Int1:	1:18.18	(7)				0.98		
			Fin:	1:50.50	(5)				0.95		
6	23	HERBST Reinfried Fischer	AUT	Run1:	Int1:	23.05	(19)	I1-Fin:	32.39	(24)	0.61
					Fin:	55.44	(27)				1.58
				Run2:	Int1:	23.42	(6)	I1-Fin:	31.73	(1)	0.08
					Fin:	55.15	(1)				0.00
		Total:	Int1:	1:18.86	(16)				1.66		
			Fin:	1:50.59	(6)				1.04		

Number of Competitors: 27

Rank	Bib	Name Ski	NSA	Positions			Partials			Difference
				Pos.	Time	Rank	Pos.	Time	Rank	Time
7	3	NEUREUTHER Felix Nordica	GER	Run1:	Int1:	23.06 (21)	I1-Fin:	31.38 (3)	0.62	
					Fin:	54.44 (6)			0.58	
				Run2:	Int1:	23.74 (17)	I1-Fin:	32.47 (11)	0.40	
					Fin:	56.21 (13)			1.06	
		Total:	Int1:	1:18.18 (7)			0.98			
			Fin:	1:50.65 (7)			1.10			
8	2	KOSTELIC Ivica Fischer	CRO	Run1:	Int1:	22.90 (11)	I1-Fin:	31.87 (11)	0.46	
					Fin:	54.77 (8)			0.91	
				Run2:	Int1:	23.34 (1)	I1-Fin:	32.80 (21)	0.00	
					Fin:	56.14 (11)			0.99	
		Total:	Int1:	1:18.11 (6)			0.91			
			Fin:	1:50.91 (8)			1.36			
9	12	HARGIN Mattias Nordica	SWE	Run1:	Int1:	22.71 (6)	I1-Fin:	31.79 (7)	0.27	
					Fin:	54.50 (7)			0.64	
				Run2:	Int1:	23.52 (8)	I1-Fin:	33.03 (23)	0.18	
					Fin:	56.55 (19)			1.40	
		Total:	Int1:	1:18.02 (5)			0.82			
			Fin:	1:51.05 (9)			1.50			
10	47	SCHMID Philipp	GER	Run1:	Int1:	23.00 (18)	I1-Fin:	32.01 (16)	0.56	
					Fin:	55.01 (14)			1.15	
				Run2:	Int1:	23.53 (9)	I1-Fin:	32.52 (13)	0.19	
					Fin:	56.05 (9)			0.90	
		Total:	Int1:	1:18.54 (10)			1.34			
			Fin:	1:51.06 (10)			1.51			
11	32	KRISTOFFERSEN Henrik Rossignol	NOR	Run1:	Int1:	22.92 (12)	I1-Fin:	32.35 (22)	0.48	
					Fin:	55.27 (21)			1.41	
				Run2:	Int1:	23.60 (12)	I1-Fin:	32.23 (3)	0.26	
					Fin:	55.83 (6)			0.68	
		Total:	Int1:	1:18.87 (18)			1.67			
			Fin:	1:51.10 (11)			1.55			
12	11	PRANGER Manfred Voelkl	AUT	Run1:	Int1:	22.87 (9)	I1-Fin:	32.04 (17)	0.43	
					Fin:	54.91 (11)			1.05	
				Run2:	Int1:	23.72 (14)	I1-Fin:	32.52 (13)	0.38	
					Fin:	56.24 (14)			1.09	
		Total:	Int1:	1:18.63 (12)			1.43			
			Fin:	1:51.15 (12)			1.60			
13	10	RAZZOLI Giuliano Nordica	ITA	Run1:	Int1:	23.05 (19)	I1-Fin:	32.38 (23)	0.61	
					Fin:	55.43 (26)			1.57	
				Run2:	Int1:	23.43 (7)	I1-Fin:	32.34 (8)	0.09	
					Fin:	55.77 (5)			0.62	
		Total:	Int1:	1:18.86 (16)			1.66			
			Fin:	1:51.20 (13)			1.65			
13	9	LIGETY Ted Head	USA	Run1:	Int1:	22.93 (14)	I1-Fin:	32.20 (20)	0.49	
					Fin:	55.13 (18)			1.27	
				Run2:	Int1:	23.83 (19)	I1-Fin:	32.24 (4)	0.49	
					Fin:	56.07 (10)			0.92	
		Total:	Int1:	1:18.96 (21)			1.76			
			Fin:	1:51.20 (13)			1.65			

Number of Competitors: 27

Rank	Bib	Name Ski	NSA	Positions			Partials			Difference
				Pos.	Time	Rank	Pos.	Time	Rank	Time
15	30	BRANDENBURG Will Fischer	USA	Run1:	Int1:	23.06 (21)	I1-Fin:	31.91 (13)	0.62	
					Fin:	54.97 (13)			1.11	
				Run2:	Int1:	23.59 (11)	I1-Fin:	32.76 (20)	0.25	
					Fin:	56.35 (16)			1.20	
		Total:	Int1:	1:18.56 (11)			1.36			
				Fin:	1:51.32 (15)			1.77		
16	15	DOPFER Fritz Nordica	GER	Run1:	Int1:	23.37 (26)	I1-Fin:	31.57 (5)	0.93	
					Fin:	54.94 (12)			1.08	
				Run2:	Int1:	24.00 (24)	I1-Fin:	32.43 (10)	0.66	
					Fin:	56.43 (17)			1.28	
		Total:	Int1:	1:18.94 (20)			1.74			
				Fin:	1:51.37 (16)			1.82		
17	29	VOGEL Markus Fischer	SUI	Run1:	Int1:	23.06 (21)	I1-Fin:	31.95 (15)	0.62	
					Fin:	55.01 (14)			1.15	
				Run2:	Int1:	23.83 (19)	I1-Fin:	32.67 (17)	0.49	
					Fin:	56.50 (18)			1.35	
		Total:	Int1:	1:18.84 (15)			1.64			
				Fin:	1:51.51 (17)			1.96		
18	45	KHOROSHILOV A. Fischer	RUS	Run1:	Int1:	22.58 (2)	I1-Fin:	31.85 (10)	0.14	
					Fin:	54.43 (5)			0.57	
				Run2:	Int1:	24.00 (24)	I1-Fin:	33.09 (24)	0.66	
					Fin:	57.09 (26)			1.94	
		Total:	Int1:	1:18.43 (9)			1.23			
				Fin:	1:51.52 (18)			1.97		
19	14	VALENCIC Mitja Elan	SLO	Run1:	Int1:	22.68 (5)	I1-Fin:	32.71 (27)	0.24	
					Fin:	55.39 (24)			1.53	
				Run2:	Int1:	23.91 (22)	I1-Fin:	32.25 (5)	0.57	
					Fin:	56.16 (12)			1.01	
		Total:	Int1:	1:19.30 (26)			2.10			
				Fin:	1:51.55 (19)			2.00		
20	8	RAICH Benjamin Atomic	AUT	Run1:	Int1:	22.94 (16)	I1-Fin:	31.89 (12)	0.50	
					Fin:	54.83 (10)			0.97	
				Run2:	Int1:	23.88 (21)	I1-Fin:	32.88 (22)	0.54	
					Fin:	56.76 (22)			1.61	
		Total:	Int1:	1:18.71 (13)			1.51			
				Fin:	1:51.59 (20)			2.04		
21	5	GROSS Stefano Voelkl	ITA	Run1:	Int1:	22.92 (12)	I1-Fin:	32.12 (18)	0.48	
					Fin:	55.04 (17)			1.18	
				Run2:	Int1:	23.95 (23)	I1-Fin:	32.70 (18)	0.61	
					Fin:	56.65 (21)			1.50	
		Total:	Int1:	1:18.99 (22)			1.79			
				Fin:	1:51.69 (21)			2.14		
22	38	THOULE Nicolas Atomic	FRA	Run1:	Int1:	22.73 (7)	I1-Fin:	32.68 (26)	0.29	
					Fin:	55.41 (25)			1.55	
				Run2:	Int1:	23.77 (18)	I1-Fin:	32.52 (13)	0.43	
					Fin:	56.29 (15)			1.14	
		Total:	Int1:	1:19.18 (25)			1.98			
				Fin:	1:51.70 (22)			2.15		

Number of Competitors: 27

Rank	Bib	Name Ski	NSA	Positions			Partials			Difference
				Pos.	Time	Rank	Pos.	Time	Rank	Time
23	17	PINTURAU Alexis Salomon	FRA	Run1:	Int1:	23.18 (24)	I1-Fin:	31.84 (9)	0.74	
					Fin:	55.02 (16)			1.16	
				Run2:	Int1:	24.13 (27)	I1-Fin:	32.72 (19)	0.79	
				Fin:	56.85 (24)			1.70		
			Total:	Int1:	1:19.15 (24)			1.95		
				Fin:	1:51.87 (23)			2.32		
24	37	PALONIEMI Santeri	FIN	Run1:	Int1:	22.83 (8)	I1-Fin:	32.30 (21)	0.39	
					Fin:	55.13 (18)			1.27	
				Run2:	Int1:	23.64 (13)	I1-Fin:	33.12 (25)	0.30	
				Fin:	56.76 (22)			1.61		
			Total:	Int1:	1:18.77 (14)			1.57		
				Fin:	1:51.89 (24)			2.34		
25	28	KRYZL Krystof Blizzard	CZE	Run1:	Int1:	23.22 (25)	I1-Fin:	32.13 (19)	0.78	
					Fin:	55.35 (23)			1.49	
				Run2:	Int1:	24.05 (26)	I1-Fin:	32.50 (12)	0.71	
				Fin:	56.55 (19)			1.40		
			Total:	Int1:	1:19.40 (27)			2.20		
				Fin:	1:51.90 (25)			2.35		
26	55	RYDING David Dynastar	GBR	Run1:	Int1:	22.67 (4)	I1-Fin:	32.48 (25)	0.23	
					Fin:	55.15 (20)			1.29	
				Run2:	Int1:	23.72 (14)	I1-Fin:	33.19 (26)	0.38	
				Fin:	56.91 (25)			1.76		
			Total:	Int1:	1:18.87 (18)			1.67		
				Fin:	1:52.06 (26)			2.51		
27	19	YUASA Naoki Hart	JPN	Run1:	Int1:	23.41 (27)	I1-Fin:	31.92 (14)	0.97	
					Fin:	55.33 (22)			1.47	
				Run2:	Int1:	23.72 (14)	I1-Fin:	37.47 (27)	0.38	
				Fin:	1:01.19 (27)			6.04		
			Total:	Int1:	1:19.05 (23)			1.85		
				Fin:	1:56.52 (27)			6.97		

LEGEND

Pos Intermediate or Speed Position **Int1:** Intermediate 1 **Run2** Second Run **Run1** First Run **Fin:** Finish
Total First + Second Run

11-11-2012 / Levi (FIN) / 0382

Page 4/4

Data Processing by LONGINES

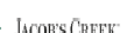
www.fisalpine.com

LONGINES Timing

Generation Date: SUN 11 NOV 2012

Time: 14:44

Document: 77A 1.0



Number of Competitors: 80

Bib	Name Ski	NSA	Positions			Partials			Difference Time
			Pos.	Time	Rank	Pos.	Time	Rank	
1	MATT Mario Blizzard	AUT	Run1:	Int1: 22.73 (10)		I1-Fin:	31.81 (9)	0.29	
				Fin: 54.54 DSQ					
			Run2:	Int1:		I1-Fin:		0.00	
			Fin:	DSQ					
			Total:	Int1:					
				Fin:					
2	KOSTELIC Ivica Fischer	CRO	Run1:	Int1: 22.90 (18)		I1-Fin:	31.87 (13)	0.46	
				Fin: 54.77 (9)				0.91	
			Run2:	Int1: 23.34 (1)		I1-Fin:	32.80 (21)	0.00	
			Fin: 56.14 (11)				0.99		
			Total:	Int1: 1:18.11 (6)			0.91		
				Fin: 1:50.91 (8)			1.36		
3	NEUREUTHER Felix Nordica	GER	Run1:	Int1: 23.06 (36)		I1-Fin:	31.38 (3)	0.62	
				Fin: 54.44 (6)				0.58	
			Run2:	Int1: 23.74 (18)		I1-Fin:	32.47 (11)	0.40	
			Fin: 56.21 (13)				1.06		
			Total:	Int1: 1:18.18 (7)			0.98		
				Fin: 1:50.65 (7)			1.10		
4	DEVILLE Cristian Voelkl	ITA	Run1:	Int1: 22.93 (22)		I1-Fin:	31.75 (7)	0.49	
				Fin: 54.68 (8)				0.82	
			Run2:	Int1:		I1-Fin:			
			Fin: DNF						
			Total:	Int1:					
				Fin: DNF					
5	GROSS Stefano Voelkl	ITA	Run1:	Int1: 22.92 (19)		I1-Fin:	32.12 (21)	0.48	
				Fin: 55.04 (19)				1.18	
			Run2:	Int1: 23.95 (24)		I1-Fin:	32.70 (18)	0.61	
			Fin: 56.65 (21)				1.50		
			Total:	Int1: 1:18.99 (23)			1.79		
				Fin: 1:51.69 (21)			2.14		
6	HIRSCHER Marcel Atomic	AUT	Run1:	Int1: 22.93 (22)		I1-Fin:	31.20 (1)	0.49	
				Fin: 54.13 (2)				0.27	
			Run2:	Int1: 23.35 (3)		I1-Fin:	32.13 (2)	0.01	
			Fin: 55.48 (2)				0.33		
			Total:	Int1: 1:17.48 (2)			0.28		
				Fin: 1:49.61 (2)			0.06		

Number of Competitors: 80

Bib	Name Ski	NSA	Positions			Partials			Difference	
			Pos.	Time	Rank	Pos.	Time	Rank	Time	
7	MYHRER Andre Nordica	SWE	Run1:	Int1:	22.57	(3)	I1-Fin:	31.29	(2)	0.13
				Fin:	53.86	(1)				0.00
			Run2:	Int1:	23.34	(1)	I1-Fin:	32.35	(9)	0.00
				Fin:	55.69	(3)				0.54
		Total:	Int1:	1:17.20	(1)				0.00	
			Fin:	1:49.55	(1)				0.00	
8	RAICH Benjamin Atomic	AUT	Run1:	Int1:	22.94	(27)	I1-Fin:	31.89	(14)	0.50
				Fin:	54.83	(11)				0.97
			Run2:	Int1:	23.88	(22)	I1-Fin:	32.88	(22)	0.54
				Fin:	56.76	(22)				1.61
		Total:	Int1:	1:18.71	(14)				1.51	
			Fin:	1:51.59	(20)				2.04	
9	LIGETY Ted Head	USA	Run1:	Int1:	22.93	(22)	I1-Fin:	32.20	(23)	0.49
				Fin:	55.13	(21)				1.27
			Run2:	Int1:	23.83	(20)	I1-Fin:	32.24	(4)	0.49
				Fin:	56.07	(10)				0.92
		Total:	Int1:	1:18.96	(22)				1.76	
			Fin:	1:51.20	(13)				1.65	
10	RAZZOLI Giuliano Nordica	ITA	Run1:	Int1:	23.05	(34)	I1-Fin:	32.38	(29)	0.61
				Fin:	55.43	(29)				1.57
			Run2:	Int1:	23.43	(7)	I1-Fin:	32.34	(8)	0.09
				Fin:	55.77	(5)				0.62
		Total:	Int1:	1:18.86	(17)				1.66	
			Fin:	1:51.20	(13)				1.65	
11	PRANGER Manfred Voelkl	AUT	Run1:	Int1:	22.87	(15)	I1-Fin:	32.04	(20)	0.43
				Fin:	54.91	(12)				1.05
			Run2:	Int1:	23.72	(15)	I1-Fin:	32.52	(13)	0.38
				Fin:	56.24	(14)				1.09
		Total:	Int1:	1:18.63	(13)				1.43	
			Fin:	1:51.15	(12)				1.60	
12	HARGIN Mattias Nordica	SWE	Run1:	Int1:	22.71	(9)	I1-Fin:	31.79	(8)	0.27
				Fin:	54.50	(7)				0.64
			Run2:	Int1:	23.52	(9)	I1-Fin:	33.03	(23)	0.18
				Fin:	56.55	(19)				1.40
		Total:	Int1:	1:18.02	(5)				0.82	
			Fin:	1:51.05	(9)				1.50	
13	THALER Patrick Fischer	ITA	Run1:	Int1:	22.97	(28)	I1-Fin:	31.82	(10)	0.53
				Fin:	54.79	(10)				0.93
			Run2:	Int1:	23.39	(4)	I1-Fin:	32.32	(6)	0.05
				Fin:	55.71	(4)				0.56
		Total:	Int1:	1:18.18	(7)				0.98	
			Fin:	1:50.50	(5)				0.95	
14	VALENCIC Mitja Elan	SLO	Run1:	Int1:	22.68	(8)	I1-Fin:	32.71	(41)	0.24
				Fin:	55.39	(27)				1.53
			Run2:	Int1:	23.91	(23)	I1-Fin:	32.25	(5)	0.57
				Fin:	56.16	(12)				1.01
		Total:	Int1:	1:19.30	(27)				2.10	
			Fin:	1:51.55	(19)				2.00	

Number of Competitors: 80

Bib	Name Ski	NSA	Positions			Partials			Difference
			Pos.	Time	Rank	Pos.	Time	Rank	Time
15	DOPFER Fritz Nordica	GER	Run1:	Int1:	23.37 (65)	I1-Fin:	31.57 (5)	0.93	
				Fin:	54.94 (13)			1.08	
			Run2:	Int1:	24.00 (25)	I1-Fin:	32.43 (10)	0.66	
				Fin:	56.43 (17)			1.28	
	Total:	Int1:	1:18.94 (21)			1.74			
		Fin:	1:51.37 (16)			1.82			
16	BYGGMARK Jens Voelkl	SWE	Run1:	Int1:	22.58 (4)	I1-Fin:	31.59 (6)	0.14	
				Fin:	54.17 (3)			0.31	
			Run2:	Int1:	23.41 (5)	I1-Fin:	32.58 (16)	0.07	
				Fin:	55.99 (8)			0.84	
	Total:	Int1:	1:17.58 (3)			0.38			
		Fin:	1:50.16 (3)			0.61			
17	PINTURAUPT Alexis Salomon	FRA	Run1:	Int1:	23.18 (51)	I1-Fin:	31.84 (11)	0.74	
				Fin:	55.02 (18)			1.16	
			Run2:	Int1:	24.13 (28)	I1-Fin:	32.72 (19)	0.79	
				Fin:	56.85 (24)			1.70	
	Total:	Int1:	1:19.15 (25)			1.95			
		Fin:	1:51.87 (23)			2.32			
18	KASPER Nolan Fischer	USA	Run1:	Int1:	22.93 (22)	I1-Fin:	32.71 (41)	0.49	
				Fin:	55.64 (35)			1.78	
			Run2:	Int1:		I1-Fin:			
				Fin:	DNQ				
	Total:	Int1:							
		Fin:	DNQ						
19	YUASA Naoki Hart	JPN	Run1:	Int1:	23.41 (69)	I1-Fin:	31.92 (16)	0.97	
				Fin:	55.33 (25)			1.47	
			Run2:	Int1:	23.72 (15)	I1-Fin:	37.47 (27)	0.38	
				Fin:	1:01.19 (27)			6.04	
	Total:	Int1:	1:19.05 (24)			1.85			
		Fin:	1:56.52 (27)			6.97			
20	JANYK Michael Rossignol	CAN	Run1:	Int1:	23.08 (39)	I1-Fin:	32.41 (32)	0.64	
				Fin:	55.49 (32)			1.63	
			Run2:	Int1:		I1-Fin:			
				Fin:	DNQ				
	Total:	Int1:							
		Fin:	DNQ						
21	LARSSON Markus Rossignol	SWE	Run1:	Int1:	23.16 (47)	I1-Fin:	31.94 (17)	0.72	
				Fin:	55.10 (20)			1.24	
			Run2:	Int1:		I1-Fin:			
				Fin:	DNF				
	Total:	Int1:							
		Fin:	DNF						
22	BAECK Axel Rossignol	SWE	Run1:	Int1:	23.02 (31)	I1-Fin:	32.84 (45)	0.58	
				Fin:	55.86 (41)			2.00	
			Run2:	Int1:		I1-Fin:			
				Fin:	DNQ				
	Total:	Int1:							
		Fin:	DNQ						

Number of Competitors: 80

Bib	Name Ski	NSA	Positions			Partials			Difference
			Pos.	Time	Rank	Pos.	Time	Rank	Time
23	HERBST Reinfried Fischer	AUT	Run1:	Int1:	23.05 (34)	I1-Fin:	32.39 (31)	0.61	
				Fin:	55.44 (30)			1.58	
			Run2:	Int1:	23.42 (6)	I1-Fin:	31.73 (1)	0.08	
				Fin:	55.15 (1)			0.00	
	Total:	Int1:	1:18.86 (17)			1.66			
		Fin:	1:50.59 (6)			1.04			
24	MOELGG Manfred Fischer	ITA	Run1:	Int1:	22.88 (16)	I1-Fin:	31.52 (4)	0.44	
				Fin:	54.40 (4)			0.54	
			Run2:	Int1:	23.56 (11)	I1-Fin:	32.32 (6)	0.22	
				Fin:	55.88 (7)			0.73	
	Total:	Int1:	1:17.96 (4)			0.76			
		Fin:	1:50.28 (4)			0.73			
25	HOERL Wolfgang Voelki	AUT	Run1:	Int1:	23.26 (60)	I1-Fin:	32.38 (29)	0.82	
				Fin:	55.64 (35)			1.78	
			Run2:	Int1:		I1-Fin:			
				Fin:	DNQ				
	Total:	Int1:							
		Fin:	DNQ						
26	MYHRE Lars Elton Rossignol	NOR	Run1:	Int1:	23.14 (46)	I1-Fin:	33.36 (58)	0.70	
				Fin:	56.50 (56)			2.64	
			Run2:	Int1:		I1-Fin:			
				Fin:	DNQ				
	Total:	Int1:							
		Fin:	DNQ						
27	GINI Marc Fischer	SUI	Run1:	Int1:	23.40 (67)	I1-Fin:	32.54 (35)	0.96	
				Fin:	55.94 (44)			2.08	
			Run2:	Int1:		I1-Fin:			
				Fin:	DNQ				
	Total:	Int1:							
		Fin:	DNQ						
28	KRYZL Krystof Blizzard	CZE	Run1:	Int1:	23.22 (56)	I1-Fin:	32.13 (22)	0.78	
				Fin:	55.35 (26)			1.49	
			Run2:	Int1:	24.05 (27)	I1-Fin:	32.50 (12)	0.71	
				Fin:	56.55 (19)			1.40	
	Total:	Int1:	1:19.40 (28)			2.20			
		Fin:	1:51.90 (25)			2.35			
29	VOGEL Markus Fischer	SUI	Run1:	Int1:	23.06 (36)	I1-Fin:	31.95 (18)	0.62	
				Fin:	55.01 (16)			1.15	
			Run2:	Int1:	23.83 (20)	I1-Fin:	32.67 (17)	0.49	
				Fin:	56.50 (18)			1.35	
	Total:	Int1:	1:18.84 (16)			1.64			
		Fin:	1:51.51 (17)			1.96			
30	BRANDENBURG Will Fischer	USA	Run1:	Int1:	23.06 (36)	I1-Fin:	31.91 (15)	0.62	
				Fin:	54.97 (15)			1.11	
			Run2:	Int1:	23.59 (12)	I1-Fin:	32.76 (20)	0.25	
				Fin:	56.35 (16)			1.20	
	Total:	Int1:	1:18.56 (12)			1.36			
		Fin:	1:51.32 (15)			1.77			

Number of Competitors: 80

Bib	Name Ski	NSA	Positions			Partials			Difference
			Pos.	Time	Rank	Pos.	Time	Rank	Time
31	SCHMIDIGER Reto Rossignol	SUI	Run1:	Int1:	23.17 (48)	I1-Fin:	33.08 (51)	0.73	
				Fin:	56.25 (54)			2.39	
			Run2:	Int1:		I1-Fin:			
			Fin:	DNQ					
			Total:	Int1:					
				Fin:	DNQ				
32	KRISTOFFERSEN Henrik Rossignol	NOR	Run1:	Int1:	22.92 (19)	I1-Fin:	32.35 (28)	0.48	
				Fin:	55.27 (24)			1.41	
			Run2:	Int1:	23.60 (13)	I1-Fin:	32.23 (3)	0.26	
			Fin:	55.83 (6)			0.68		
			Total:	Int1:	1:18.87 (19)		1.67		
				Fin:	1:51.10 (11)		1.55		
33	CHODOUNSKY David Nordica	USA	Run1:	Int1:	22.66 (6)	I1-Fin:	32.28 (25)	0.22	
				Fin:	54.94 (13)			1.08	
			Run2:	Int1:	23.46 (8)	I1-Fin:		0.12	
			Fin:	DNF					
			Total:	Int1:					
				Fin:	DNF				
34	PHILP Trevor	CAN	Run1:	Int1:	23.22 (56)	I1-Fin:	32.67 (38)	0.78	
				Fin:	55.89 (43)			2.03	
			Run2:	Int1:		I1-Fin:			
			Fin:	DNQ					
			Total:	Int1:					
				Fin:	DNQ				
35	LUITZ Stefan Rossignol	GER	Run1:	Int1:	23.26 (60)	I1-Fin:	32.31 (27)	0.82	
				Fin:	55.57 (33)			1.71	
			Run2:	Int1:		I1-Fin:			
			Fin:	DNQ					
			Total:	Int1:					
				Fin:	DNQ				
36	JOHANSEN Truls Fischer	NOR	Run1:	Int1:	22.44 (1)	I1-Fin:	33.80 (64)	0.00	
				Fin:	56.24 (53)			2.38	
			Run2:	Int1:		I1-Fin:			
			Fin:	DNQ					
			Total:	Int1:					
				Fin:	DNQ				
37	PALONIEMI Santeri	FIN	Run1:	Int1:	22.83 (14)	I1-Fin:	32.30 (26)	0.39	
				Fin:	55.13 (21)			1.27	
			Run2:	Int1:	23.64 (14)	I1-Fin:	33.12 (25)	0.30	
			Fin:	56.76 (22)			1.61		
			Total:	Int1:	1:18.77 (15)		1.57		
				Fin:	1:51.89 (24)		2.34		
38	THOULE Nicolas Atomic	FRA	Run1:	Int1:	22.73 (10)	I1-Fin:	32.68 (39)	0.29	
				Fin:	55.41 (28)			1.55	
			Run2:	Int1:	23.77 (19)	I1-Fin:	32.52 (13)	0.43	
			Fin:	56.29 (15)			1.14		
			Total:	Int1:	1:19.18 (26)		1.98		
				Fin:	1:51.70 (22)		2.15		

Number of Competitors: 80

Bib	Name Ski	NSA	Positions			Partials			Difference
			Pos.	Time	Rank	Pos.	Time	Rank	Time
39	MUFFAT JEANDET Victor Atomic	FRA	Run1:	Int1: 23.34 (64) Fin: 56.11 (47)		I1-Fin: 32.77 (44)		0.90 2.25	
			Run2:	Int1: Fin: DNQ		I1-Fin:			
			Total:	Int1: Fin: DNQ					
40	ZAMPA Adam Salomon	SVK	Run1:	Int1: 23.08 (39) Fin: 56.18 (50)		I1-Fin: 33.10 (53)		0.64 2.32	
			Run2:	Int1: Fin: DNQ		I1-Fin:			
			Total:	Int1: Fin: DNQ					
41	NANI Roberto Voelki	ITA	Run1:	Int1: 23.24 (58) Fin: DNF		I1-Fin:		0.80	
			Run2:	Int1: Fin: DNF		I1-Fin:			
			Total:	Int1: Fin: DNF					
42	HAUGEN Leif Kristian Rossignol	NOR	Run1:	Int1: 23.18 (51) Fin: 55.87 (42)		I1-Fin: 32.69 (40)		0.74 2.01	
			Run2:	Int1: Fin: DNQ		I1-Fin:			
			Total:	Int1: Fin: DNQ					
43	TONETTI Riccardo Voelki	ITA	Run1:	Int1: 23.25 (59) Fin: 56.18 (50)		I1-Fin: 32.93 (47)		0.81 2.32	
			Run2:	Int1: Fin: DNQ		I1-Fin:			
			Total:	Int1: Fin: DNQ					
44	MERMILLOD BLONDIN T. Salomon	FRA	Run1:	Int1: 22.79 (13) Fin: 55.45 (31)		I1-Fin: 32.66 (36)		0.35 1.59	
			Run2:	Int1: Fin: DNQ		I1-Fin:			
			Total:	Int1: Fin: DNQ					
45	KHOROSHILOV Alexander Fischer	RUS	Run1:	Int1: 22.58 (4) Fin: 54.43 (5)		I1-Fin: 31.85 (12)		0.14 0.57	
			Run2:	Int1: 24.00 (25) Fin: 57.09 (26)		I1-Fin: 33.09 (24)		0.66 1.94	
			Total:	Int1: 1:18.43 (10) Fin: 1:51.52 (18)				1.23 1.97	
46	NORDBOTTEN Jonathan Head	NOR	Run1:	Int1: 23.17 (48) Fin: 56.11 (47)		I1-Fin: 32.94 (48)		0.73 2.25	
			Run2:	Int1: Fin: DNQ		I1-Fin:			
			Total:	Int1: Fin: DNQ					

Number of Competitors: 80

Bib	Name Ski	NSA	Positions			Partials			Difference
			Pos.	Time	Rank	Pos.	Time	Rank	Time
47	SCHMID Philipp	GER	Run1:	Int1:	23.00 (30)	I1-Fin:	32.01 (19)	0.56	
				Fin:	55.01 (16)				1.15
			Run2:	Int1:	23.53 (10)	I1-Fin:	32.52 (13)	0.19	
				Fin:	56.05 (9)				0.90
Total:	Int1:	1:18.54 (11)			1.34				
		Fin:	1:51.06 (10)			1.51			
48	STEHLE Dominik Voelkl	GER	Run1:	Int1:	23.12 (43)	I1-Fin:	32.50 (34)	0.68	
				Fin:	55.62 (34)				1.76
			Run2:	Int1:		I1-Fin:			
				Fin:	DNQ				
Total:	Int1:								
		Fin:	DNQ						
49	TREJBAL Filip Dynastar	CZE	Run1:	Int1:	23.13 (45)	I1-Fin:	33.48 (59)	0.69	
				Fin:	56.61 (58)				2.75
			Run2:	Int1:		I1-Fin:			
				Fin:	DNQ				
Total:	Int1:								
		Fin:	DNQ						
50	FELLER Manuel Head	AUT	Run1:	Int1:	23.12 (43)	I1-Fin:	32.71 (41)	0.68	
				Fin:	55.83 (40)				1.97
			Run2:	Int1:		I1-Fin:			
				Fin:	DNQ				
Total:	Int1:								
		Fin:	DNQ						
51	MAYTAKOV Sergei Rossignol	RUS	Run1:	Int1:	23.09 (42)	I1-Fin:	32.87 (46)	0.65	
				Fin:	55.96 (45)				2.10
			Run2:	Int1:		I1-Fin:			
				Fin:	DNQ				
Total:	Int1:								
		Fin:	DNQ						
52	COUSINEAU Julien Fischer	CAN	Run1:	Int1:	23.49 (71)	I1-Fin:	32.24 (24)	1.05	
				Fin:	55.73 (38)				1.87
			Run2:	Int1:		I1-Fin:			
				Fin:	DNQ				
Total:	Int1:								
		Fin:	DNQ						
53	SAMSAL Dalibor Fischer	CRO	Run1:	Int1:	22.92 (19)	I1-Fin:	33.20 (56)	0.48	
				Fin:	56.12 (49)				2.26
			Run2:	Int1:		I1-Fin:			
				Fin:	DNQ				
Total:	Int1:								
		Fin:	DNQ						
54	PLACE Francois Fischer	FRA	Run1:	Int1:	22.73 (10)	I1-Fin:	33.00 (50)	0.29	
				Fin:	55.73 (38)				1.87
			Run2:	Int1:		I1-Fin:			
				Fin:	DNQ				
Total:	Int1:								
		Fin:	DNQ						

Number of Competitors: 80

Bib	Name Ski	NSA	Positions			Partials			Difference	
			Pos.	Time	Rank	Pos.	Time	Rank	Time	
55	RYDING David Dynastar	GBR	Run1:	Int1:	22.67	(7)	I1-Fin:	32.48	(33)	0.23
				Fin:	55.15	(23)				1.29
			Run2:	Int1:	23.72	(15)	I1-Fin:	33.19	(26)	0.38
			Fin:	56.91	(25)				1.76	
			Total:	Int1:	1:18.87	(19)				1.67
				Fin:	1:52.06	(26)				2.51
56	SKUBE Matic Elan	SLO	Run1:	Int1:	23.19	(54)	I1-Fin:	33.55	(61)	0.75
				Fin:	56.74	(60)				2.88
			Run2:	Int1:			I1-Fin:			
			Fin:	DNQ						
			Total:	Int1:						
				Fin:	DNQ					
57	SCHOENFELDER Rainer Voelki	AUT	Run1:	Int1:	23.04	(33)	I1-Fin:	33.16	(54)	0.60
				Fin:	56.20	(52)				2.34
			Run2:	Int1:			I1-Fin:			
			Fin:	DNQ						
			Total:	Int1:						
				Fin:	DNQ					
58	LINDH Calle Rossignol	SWE	Run1:	Int1:	23.45	(70)	I1-Fin:	33.84	(67)	1.01
				Fin:	57.29	(65)				3.43
			Run2:	Int1:			I1-Fin:			
			Fin:	DNQ						
			Total:	Int1:						
				Fin:	DNQ					
59	ZENHAEUSERN Ramon Rossignol	SUI	Run1:	Int1:	23.60	(75)	I1-Fin:	33.54	(60)	1.16
				Fin:	57.14	(64)				3.28
			Run2:	Int1:			I1-Fin:			
			Fin:	DNQ						
			Total:	Int1:						
				Fin:	DNQ					
60	JUNG Dong-Hyun	KOR	Run1:	Int1:	23.77	(76)	I1-Fin:	33.80	(64)	1.33
				Fin:	57.57	(67)				3.71
			Run2:	Int1:			I1-Fin:			
			Fin:	DNQ						
			Total:	Int1:						
				Fin:	DNQ					
61	TISSOT Maxime Fischer	FRA	Run1:	Int1:	23.03	(32)	I1-Fin:			0.59
				Fin:	DNF					
			Run2:	Int1:			I1-Fin:			
			Fin:	DNF						
			Total:	Int1:						
				Fin:	DNF					
62	LAHDENPERAE Anton Nordica	SWE	Run1:	Int1:	22.93	(22)	I1-Fin:			0.49
				Fin:	DNF					
			Run2:	Int1:			I1-Fin:			
			Fin:	DNF						
			Total:	Int1:						
				Fin:	DNF					

Number of Competitors: 80

Bib	Name Ski	NSA	Positions			Partials			Difference
			Pos.	Time	Rank	Pos.	Time	Rank	Time
63	BANK Ondrej Elan	CZE	Run1:	Int1: 22.89 (17) Fin: 55.98 (46)		I1-Fin: 33.09 (52)		0.45 2.12	
			Run2:	Int1: Fin: DNQ		I1-Fin:			
			Total:	Int1: Fin: DNQ					
64	MOLLIN Bart	BEL	Run1:	Int1: 23.58 (74) Fin: DNF		I1-Fin:		1.14	
			Run2:	Int1: Fin: DNF		I1-Fin:			
			Total:	Int1: Fin: DNF					
65	RIVAS Gabriel	FRA	Run1:	Int1: 23.21 (55) Fin: DNF		I1-Fin:		0.77	
			Run2:	Int1: Fin: DNF		I1-Fin:			
			Total:	Int1: Fin: DNF					
66	SOLEVAAG Sebastian-Foss Voelkl	NOR	Run1:	Int1: 22.99 (29) Fin: 55.65 (37)		I1-Fin: 32.66 (36)		0.55 1.79	
			Run2:	Int1: Fin: DNQ		I1-Fin:			
			Total:	Int1: Fin: DNQ					
67	OBERT Anthony Dynastar	FRA	Run1:	Int1: 23.50 (72) Fin: 57.44 (66)		I1-Fin: 33.94 (68)		1.06 3.58	
			Run2:	Int1: Fin: DNQ		I1-Fin:			
			Total:	Int1: Fin: DNQ					
68	ZAITSOFF Sasha	CAN	Run1:	Int1: 23.55 (73) Fin: 56.71 (59)		I1-Fin: 33.16 (54)		1.11 2.85	
			Run2:	Int1: Fin: DNQ		I1-Fin:			
			Total:	Int1: Fin: DNQ					
69	MALMSTROM Victor Atomic	FIN	Run1:	Int1: 22.46 (2) Fin: DNF		I1-Fin:		0.02	
			Run2:	Int1: Fin: DNF		I1-Fin:			
			Total:	Int1: Fin: DNF					
70	YULE Daniel	SUI	Run1:	Int1: 23.80 (77) Fin: 57.80 (68)		I1-Fin: 34.00 (69)		1.36 3.94	
			Run2:	Int1: Fin: DNQ		I1-Fin:			
			Total:	Int1: Fin: DNQ					

Number of Competitors: 80

Bib	Name Ski	NSA	Positions			Partials			Difference
			Pos.	Time	Rank	Pos.	Time	Rank	Time
71	WIESER Manuel Fischer	AUT	Run1:	Int1: 23.40 (67) Fin: 56.37 (55)		I1-Fin: 32.97 (49)		0.96 2.51	
			Run2:	Int1: Fin: DNQ		I1-Fin:			
			Total:	Int1: Fin: DNQ					
72	KUERNER Miha	SLO	Run1:	Int1: 23.29 (62) Fin: 56.52 (57)		I1-Fin: 33.23 (57)		0.85 2.66	
			Run2:	Int1: Fin: DNQ		I1-Fin:			
			Total:	Int1: Fin: DNQ					
73	ZVEJNIEKS Kristaps	LAT	Run1:	Int1: 23.38 (66) Fin: 56.96 (63)		I1-Fin: 33.58 (63)		0.94 3.10	
			Run2:	Int1: Fin: DNQ		I1-Fin:			
			Total:	Int1: Fin: DNQ					
74	ISHII Tomoya Salomon	JPN	Run1:	Int1: 24.11 (79) Fin: 58.44 (69)		I1-Fin: 34.33 (70)		1.67 4.58	
			Run2:	Int1: Fin: DNQ		I1-Fin:			
			Total:	Int1: Fin: DNQ					
75	KYUNG Sung-Hyun Salomon	KOR	Run1:	Int1: 24.10 (78) Fin: 58.73 (70)		I1-Fin: 34.63 (71)		1.66 4.87	
			Run2:	Int1: Fin: DNQ		I1-Fin:			
			Total:	Int1: Fin: DNQ					
76	TORSTI Samu Atomic	FIN	Run1:	Int1: 23.17 (48) Fin: DNF		I1-Fin:		0.73	
			Run2:	Int1: Fin: DNF		I1-Fin:			
			Total:	Int1: Fin: DNF					
77	PIRINEN Eemeli Atomic	FIN	Run1:	Int1: 23.18 (51) Fin: DNF		I1-Fin:		0.74	
			Run2:	Int1: Fin: DNF		I1-Fin:			
			Total:	Int1: Fin: DNF					
78	HIETANEN Kasper	FIN	Run1:	Int1: 23.08 (39) Fin: 56.89 (62)		I1-Fin: 33.81 (66)		0.64 3.03	
			Run2:	Int1: Fin: DNQ		I1-Fin:			
			Total:	Int1: Fin: DNQ					

Number of Competitors: 80

Bib	Name Ski	NSA	Positions			Partials			Difference
			Pos.	Time	Rank	Pos.	Time	Rank	Time
79	HENTTINEN Jens	FIN	Run1:	Int1:	23.30 (63)	I1-Fin:	33.57 (62)	0.86	
				Fin:	56.87 (61)				I1-Fin:
			Run2:	Int1:					
				Fin:	DNQ				
Total:	Int1:								
			Fin:	DNQ					
80	LUIK Tonis	EST	Run1:	Int1:	24.23 (80)	I1-Fin:	36.20 (72)	1.79	
				Fin:	1:00.43 (71)				I1-Fin:
			Run2:	Int1:					
				Fin:	DNQ				
Total:	Int1:								
			Fin:	DNQ					

LEGEND

Pos Intermediate or Speed Position **DNQ** Did Not Qualify **DNF** Did Not Finish **DSQ** Disqualified **Fin:** Finish
Total First + Second Run **Int1:** Intermediate 1 **Run2** Second Run **Run1** First Run

11-11-2012 / Levi (FIN) / 0382

Page 11/11

Data Processing by LONGINES

www.fisalpine.com

LONGINES Timing

Generation Date: SUN 11 NOV 2012

Time: 14:44

Document: 77B 1.0



AUDI FIS SKI WORLD CUP 2012/2013

AFTER 1st MEN'S SLALOM SLALOM FIS WCSL LIST

Number of Competitors: 62

11 NOV 2012 Levi (FIN)

Rank	FIS Code	Name	NSA	1	Base	- X	+ Y	WCSL-SL
1	501017	MYHRER Andre	SWE	100	644	64	100	680
2	53831	HIRSCHER Marcel	AUT	80	560	56	80	584
3	380260	KOSTELIC Ivica	CRO	32	610	61	32	581
4	291145	DEVILLE Cristian	ITA	-	450	45	-	405
5	293797	GROSS Stefano	ITA	10	412	41	10	381
6	201702	NEUREUTHER Felix	GER	36	377	38	36	375
7	50707	MATT Mario	AUT	-	342	34	-	308
8	501101	BYGGMARK Jens	SWE	60	242	24	60	278
9	202462	DOPFER Fritz	GER	15	287	29	15	273
10	501111	HARGIN Mattias	SWE	29	234	23	29	240
11	50624	PRANGER Manfred	AUT	22	234	23	22	233
12	290732	THALER Patrick	ITA	45	192	19	45	218
13	293098	RAZZOLI Giuliano	ITA	20	204	20	20	204
14	534562	LIGETY Ted	USA	20	193	19	20	194
14	560355	VALENCIC Mitja	SLO	12	202	20	12	194
16	192506	MISSILLIER Steve	FRA	-	205	21	-	184
16	50625	RAICH Benjamin	AUT	11	192	19	11	184
18	194364	PINTURALT Alexis	FRA	8	167	17	8	158
19	532138	KASPER Nolan	USA	-	162	16	-	146
20	292491	MOELGG Manfred	ITA	50	106	11	50	145
21	301709	YUASA Naoki	JPN	4	154	15	4	143
22	50605	HERBST Reinfried	AUT	40	108	11	40	137
23	102435	JANYK Michael	CAN	-	140	14	-	126
24	192665	GRANGE Jean-Baptiste	FRA	-	130	13	-	117
25	500656	LARSSON Markus	SWE	-	127	13	-	114
26	501223	BAECK Axel	SWE	-	124	12	-	112
27	50981	HOERL Wolfgang	AUT	-	100	10	-	90
28	102912	SPENCE Brad	CAN	-	98	10	-	88
29	511174	VOGEL Markus	SUI	14	64	6	14	72
30	150644	KRYZL Krystof	CZE	6	68	7	6	67
31	421400	MYHRE Lars Elton	NOR	-	71	7	-	64
32	511127	GINI Marc	SUI	-	68	7	-	61
33	530165	BRANDENBURG Will	USA	16	49	5	16	60
34	50824	DREIER Christoph	AUT	-	61	6	-	55
35	511908	SCHMIDIGER Reto	SUI	-	49	5	-	44



AFTER 1st MEN'S SLALOM
SLALOM FIS WCSL LIST

Number of Competitors: 62				11 NOV 2012 Levi			(FIN)	
Rank	FIS Code	Name	NSA	1	Base	- X	+ Y = WCSL-SL	
36	201891	SCHMID Philipp	GER	26	19	2	26	43
37	480736	KHOROSHILOV Alexander	RUS	13	28	3	13	38
38	534040	COCHRAN Jimmy	USA	-	36	4	-	32
39	193347	TISSOT Maxime	FRA	-	35	4	-	31
40	102239	COUSINEAU Julien	CAN	-	30	3	-	27
41	422304	KRISTOFFERSEN Henrik	NOR	24	-	-	24	24
42	192504	MERMILLOD BLONDIN T.	FRA	-	23	2	-	21
43	421669	HAUGEN Leif Kristian	NOR	-	20	2	-	18
44	50547	SCHOENFELDER Rainer	AUT	-	18	2	-	16
44	150594	TREJBAL Filip	CZE	-	18	2	-	16
46	193334	RIVAS Gabriel	FRA	-	15	2	-	13
47	421849	JOHANSEN Truis	NOR	-	11	1	-	10
48	294890	NANI Roberto	ITA	-	10	1	-	9
48	194212	THOULE Nicolas	FRA	9	-	-	9	9
50	51395	DIGRUBER Marc	AUT	-	8	1	-	7
50	191459	LIZEROUX Julien	FRA	-	8	1	-	7
50	421860	NORDBOTTEN Jonathan	NOR	-	8	1	-	7
50	180703	PALONIEMI Santeri	FIN	7	-	-	7	7
54	930105	GRANSTROM Colby	USA	-	7	1	-	6
54	421483	JANSRUD Kjetil	NOR	-	7	1	-	6
54	511896	MURISIER Justin	SUI	-	7	1	-	6
54	561148	SKUBE Matic	SLO	-	7	1	-	6
58	220689	RYDING David	GBR	5	-	-	5	5
59	150398	BANK Ondrej	CZE	-	4	-	-	4
59	501116	LAHDENPERAE Anton	SWE	-	5	1	-	4
59	532431	MILLER Bode	USA	-	4	-	-	4
59	102922	WHITE Trevor	CAN	-	4	-	-	4

Number of Competitors per Nation until 60th position

AUT : 9	CAN : 4	CRO : 1	CZE : 3	FIN : 1	FRA : 8
GBR : 1	GER : 3	ITA : 6	JPN : 1	NOR : 6	RUS : 1
SLO : 2	SUI : 4	SWE : 6	USA : 6		

LEGEND

Base Last season WCSL points
X (Base / number of planned races in the current season) * number of completed races in the current season
Y WC points won in the current season
WCSL-SL World Cup Start List points for Slalom

11-11-2012 / Levi (FIN) / 0382

Page 2/2

www.fisalpine.com

Generation Date: SUN 11 NOV 2012

Time: 14:54

Document: 60A 1.0



AUDI FIS SKI WORLD CUP 2012/2013

AFTER 1st MEN'S SLALOM OVERALL FIS WCSL LIST

Number of Competitors: 167

Rank	FIS Code	Name	NSA	WCSL	DH	SL	GS	SG	SC
1	53831	HIRSCHER Marcel	AUT	1331	–	584 (2)	687 (1)	60 (27)	–
2	511383	FEUZ Beat	SUI	1296	598 (2)	–	30 (36)	368 (3)	300 (2)
3	421328	SVINDAL Aksel Lund	NOR	1093	370 (6)	–	182 (14)	413 (1)	128 (5)
4	380260	KOSTELIC Ivica	CRO	1041	14 (46)	581 (3)	110 (22)	–	336 (1)
5	50742	REICHELT Hannes	AUT	1027	396 (4)	–	340 (4)	241 (8)	50 (21)
6	510030	CUCHE Didier	SUI	975	521 (3)	–	54 (32)	400 (2)	–
7	50753	KROELL Klaus	AUT	909	605 (1)	–	–	304 (5)	–
8	534562	LIGETY Ted	USA	882	9 (50)	194 (14)	556 (2)	38 (34)	85 (14)
9	421483	JANSRUD Kjetil	NOR	846	178 (19)	6 (54)	204 (9)	342 (4)	116 (7)
10	50625	RAICH Benjamin	AUT	775	55 (31)	184 (16)	192 (10)	254 (7)	90 (12)
11	501017	MYHRER Andre	SWE	748	–	680 (1)	68 (29)	–	–
12	51215	BAUMANN Romed	AUT	707	356 (8)	–	106 (23)	86 (21)	159 (3)
13	194364	PINTURAUULT Alexis	FRA	696	–	158 (18)	324 (5)	84 (22)	130 (4)
14	192746	THEAUX Adrien	FRA	613	279 (11)	–	–	219 (9)	115 (8)
15	532431	MILLER Bode	USA	607	383 (5)	4 (59)	41 (34)	119 (16)	60 (17)
16	510727	DEFAGO Didier	SUI	567	239 (13)	–	174 (15)	114 (19)	40 (24)
17	102271	HUDEC Jan	CAN	548	284 (9)	–	–	264 (6)	–
18	102263	GUAY Erik	CAN	537	363 (7)	–	–	174 (12)	–
19	293006	INNERHOFER Christof	ITA	525	203 (16)	–	3 (54)	211 (10)	108 (9)
20	51327	PUCHNER Joachim	AUT	506	270 (12)	–	–	204 (11)	32 (26)
21	202462	DOPFER Fritz	GER	478	–	273 (9)	205 (8)	–	–
22	511313	JANKA Carlo	SUI	435	191 (17)	–	131 (18)	59 (28)	54 (20)
23	291145	DEVILLE Cristian	ITA	405	–	405 (4)	–	–	–
24	201702	NEUREUTHER Felix	GER	400	–	375 (6)	25 (39)	–	–
25	293797	GROSS Stefano	ITA	381	–	381 (5)	–	–	–
26	292000	BLARDONE Massimiliano	ITA	363	–	–	363 (3)	–	–
27	191740	CLAREY Johan	FRA	334	283 (10)	–	–	51 (31)	–
28	192506	MISSILLIER Steve	FRA	332	–	184 (16)	148 (17)	–	–
29	292491	MOELGG Manfred	ITA	328	–	145 (20)	183 (13)	–	–
30	50707	MATT Mario	AUT	308	–	308 (7)	–	–	–
31	291459	PARIS Dominik	ITA	294	230 (14)	–	–	8 (54)	56 (19)
32	53817	FRANZ Max	AUT	290	94 (24)	–	–	156 (14)	40 (24)
33	510890	ZURBRIGGEN Silvan	SUI	280	88 (26)	–	–	71 (23)	121 (6)
34	501101	BYGGMARK Jens	SWE	278	–	278 (8)	–	–	–
35	51007	SCHOERGHOFER Philipp	AUT	270	–	–	247 (6)	–	23 (28)
36	292455	FILL Peter	ITA	269	146 (22)	–	–	65 (25)	58 (18)
37	192665	GRANGE Jean-Baptiste	FRA	246	–	117 (24)	129 (19)	–	–

AFTER 1st MEN'S SLALOM
OVERALL FIS WCSL LIST

Number of Competitors: 167

Rank	FIS Code	Name	NSA	WCSL	DH	SL	GS	SG	SC
38	191591	BERTRAND Yannick	FRA	241	185 (18)	-	-	56 (30)	-
39	501111	HARGIN Mattias	SWE	240	-	240 (10)	-	-	-
39	180570	ROMAR Andreas	FIN	240	38 (37)	-	-	139 (15)	63 (16)
41	50624	PRANGER Manfred	AUT	233	-	233 (11)	-	-	-
42	191750	FANARA Thomas	FRA	230	-	-	230 (7)	-	-
43	290732	THALER Patrick	ITA	218	-	218 (12)	-	-	-
44	103271	THOMSEN Benjamin	CAN	216	212 (15)	-	-	4 (61)	-
45	511139	KUENG Patrick	SUI	213	171 (20)	-	-	42 (33)	-
46	293550	MARSAGLIA Matteo	ITA	205	10 (48)	-	-	119 (16)	76 (15)
47	293098	RAZZOLI Giuliano	ITA	204	-	204 (13)	-	-	-
48	53902	MAYER Matthias	AUT	201	-	-	-	171 (13)	30 (27)
49	560355	VALENCIC Mitja	SLO	194	-	194 (14)	-	-	-
50	191423	RICHARD Cyprien	FRA	192	-	-	192 (10)	-	-
51	50858	STREITBERGER Georg	AUT	189	91 (25)	-	-	98 (20)	-
52	292120	SIMONCELLI Davide	ITA	185	-	-	185 (12)	-	-
53	53985	MATHIS Marcel	AUT	170	-	-	170 (16)	-	-
54	560447	SPORN Andrej	SLO	168	155 (21)	-	-	13 (48)	-
55	532138	KASPER Nolan	USA	146	-	146 (19)	-	-	-
55	192504	MERMILLOD BLONDIN T.	FRA	146	-	21 (42)	31 (35)	1 (65)	93 (11)
57	511352	VILETTA Sandro	SUI	145	-	-	5 (52)	118 (18)	22 (31)
58	301709	YUASA Naoki	JPN	143	-	143 (21)	-	-	-
59	50605	HERBST Reinfried	AUT	137	-	137 (22)	-	-	-
60	180534	SANDELL Marcus	FIN	127	-	-	127 (20)	-	-
61	102435	JANYK Michael	CAN	126	-	126 (23)	-	-	-
61	201606	KEPPLER Stephan	GER	126	63 (29)	-	-	63 (26)	-
63	501324	OLSSON Matts	SWE	125	-	-	125 (21)	-	-
64	511529	GISIN Marc	SUI	114	114 (23)	-	-	-	-
64	500656	LARSSON Markus	SWE	114	-	114 (25)	-	-	-
66	501223	BAECK Axel	SWE	112	-	112 (26)	-	-	-
67	380292	ZRNCIC-DIM Natko	CRO	107	-	-	-	5 (60)	102 (10)
68	150398	BANK Ondrej	CZE	104	-	4 (59)	10 (44)	-	90 (12)
69	191746	DE TESSIERES Gauthier	FRA	103	-	-	75 (27)	28 (40)	-
70	501076	OLSSON Hans	SWE	101	32 (39)	-	-	57 (29)	12 (36)
71	294277	KLOTZ Siegmur	ITA	98	54 (32)	-	-	21 (43)	23 (28)
72	990048	BORSOTTI Giovanni	ITA	90	-	-	90 (24)	-	-
72	50981	HOERL Wolfgang	AUT	90	-	90 (27)	-	-	-
74	102912	SPENCE Brad	CAN	88	-	88 (28)	-	-	-
75	420148	KARLSEN Truls Ove	NOR	85	-	-	85 (25)	-	-
75	191964	POISSON David	FRA	85	85 (27)	-	-	-	-
77	192932	FAYED Guillermo	FRA	84	84 (28)	-	-	-	-
78	150644	KRYZL Krystof	CZE	81	-	67 (30)	9 (46)	-	5 (43)
79	534959	JITLOFF Tim	USA	79	-	-	79 (26)	-	-
80	531799	FORD Tommy	USA	78	-	-	65 (30)	13 (48)	-
81	102961	DIXON Robbie	CAN	75	25 (42)	-	-	50 (32)	-
82	200379	SANDER Andreas	GER	72	43 (36)	-	-	13 (48)	16 (33)
82	511174	VOGEL Markus	SUI	72	-	72 (29)	-	-	-
84	101895	ROY Jean-Philippe	CAN	69	-	-	69 (28)	-	-

11-11-2012 / Levi (FIN) / 0382

Page 2/4

www.fisalpine.com

Generation Date: SUN 11 NOV 2012

Time: 14:55

Document: 60B 1.0



AFTER 1st MEN'S SLALOM
OVERALL FIS WCSL LIST

Number of Competitors: 167

Rank	FIS Code	Name	NSA	WCSL	DH	SL	GS	SG	SC
85	530939	WEIBRECHT Andrew	USA	67	-	-	-	67 (24)	-
86	421400	MYHRE Lars Elton	NOR	64	-	64 (31)	-	-	-
87	191778	PICHOT Sebastien	FRA	62	-	-	18 (41)	-	44 (23)
88	511127	GINI Marc	SUI	61	-	61 (32)	-	-	-
89	530165	BRANDENBURG Will	USA	60	-	60 (33)	-	-	-
89	421669	HAUGEN Leif Kristian	NOR	60	-	18 (43)	42 (33)	-	-
89	102873	KUCERA John	CAN	60	9 (50)	-	-	35 (35)	16 (33)
92	530874	GANONG Travis	USA	59	56 (30)	-	-	3 (63)	-
93	292967	EISATH Florian	ITA	58	-	-	58 (31)	-	-
94	50824	DREIER Christoph	AUT	55	-	55 (34)	-	-	-
94	51005	SCHEIBER Mario	AUT	55	26 (41)	-	-	29 (39)	-
96	534939	FISHER Erik	USA	54	46 (34)	-	-	-	8 (38)
96	510767	HOFFMANN Ambrosi	SUI	54	48 (33)	-	-	6 (56)	-
98	560332	JERMAN Andrej	SLO	52	46 (34)	-	-	6 (56)	-
99	990081	CASSE Mattia	ITA	50	14 (46)	-	14 (42)	6 (56)	16 (33)
100	53853	SIEBER Bjoern	AUT	49	-	-	-	-	49 (22)
100	533131	SULLIVAN Marco	USA	49	35 (38)	-	-	14 (47)	-
102	292514	HEEL Werner	ITA	45	10 (48)	-	-	35 (35)	-
102	201811	STECHELT Tobias	GER	45	27 (40)	-	-	18 (45)	-
104	511908	SCHMIDIGER Reto	SUI	44	-	44 (35)	-	-	-
105	201891	SCHMID Philipp	GER	43	-	43 (36)	-	-	-
106	51401	GRAF Bernhard	AUT	39	-	-	1 (56)	17 (46)	21 (32)
107	480736	KHOROSHILOV Alexander	RUS	38	-	38 (37)	-	-	-
108	50600	GOERGL Stephan	AUT	36	-	-	1 (56)	35 (35)	-
108	510747	GRUENENFELDER Tobias	SUI	36	6 (52)	-	-	30 (38)	-
110	534040	COCHRAN Jimmy	USA	32	-	32 (38)	-	-	-
111	193347	TISSOT Maxime	FRA	31	-	31 (39)	-	-	-
112	700830	ZAMPA Adam	SVK	29	-	-	29 (37)	-	-
113	510997	BERTHOD Marc	SUI	28	-	-	28 (38)	-	-
114	102239	COUSINEAU Julien	CAN	27	-	27 (40)	-	-	-
114	561087	MARKIC Gasper	SLO	27	-	-	-	27 (41)	-
116	561032	JAZBEC Janez	SLO	25	-	-	25 (39)	-	-
117	422304	KRISTOFFERSEN Henrik	NOR	24	-	24 (41)	-	-	-
118	92534	CHONGAROV Nikola	BUL	23	-	-	-	-	23 (28)
119	53837	KRAMER Manuel	AUT	22	-	-	-	22 (42)	-
119	294890	NANI Roberto	ITA	22	-	9 (48)	13 (43)	-	-
119	561067	PERKO Rok	SLO	22	1 (55)	-	-	21 (43)	-
122	511142	LUEOEND Vitus	SUI	18	18 (43)	-	-	-	-
122	533866	NYMAN Steven	USA	18	18 (43)	-	-	-	-
122	102899	OSBORNE-PARADIS Manuel	CAN	18	18 (43)	-	-	-	-
125	50547	SCHOENFELDER Rainer	AUT	16	-	16 (44)	-	-	-
125	150594	TREJBAL Filip	CZE	16	-	16 (44)	-	-	-
127	191459	LIZEROUX Julien	FRA	14	-	7 (50)	-	-	7 (40)
128	193334	RIVAS Gabriel	FRA	13	-	13 (46)	-	-	-
129	193034	BOUILLOT Alexandre	FRA	12	-	-	-	12 (51)	-
129	194190	ROGER Brice	FRA	12	1 (55)	-	-	-	11 (37)
131	103512	FRISCH Jeffrey	CAN	11	-	-	-	11 (52)	-

11-11-2012 / Levi (FIN) / 0382

Page 3/4

www.fisalpine.com

Generation Date: SUN 11 NOV 2012

Time: 14:55

Document: 60B 1.0



AFTER 1st MEN'S SLALOM
OVERALL FIS WCSL LIST

Number of Competitors: 167

Rank	FIS Code	Name	NSA	WCSL	DH	SL	GS	SG	SC
132	192653	FREY Thomas	FRA	10	-	-	10 (44)	-	-
132	421849	JOHANSEN Truls	NOR	10	-	10 (47)	-	-	-
134	100558	COOK Dustin	CAN	9	-	-	9 (46)	-	-
134	51395	DIGRUBER Marc	AUT	9	-	7 (50)	-	-	2 (48)
134	51332	SCHEIBER Florian	AUT	9	-	-	-	9 (53)	-
134	194212	THOULE Nicolas	FRA	9	-	9 (48)	-	-	-
138	51159	NOESIG Christoph	AUT	8	-	-	8 (48)	-	-
138	150495	VRABLIK Martin	CZE	8	-	-	-	-	8 (38)
140	6530319	COCHRAN-SIEGLE Ryan	USA	7	-	-	-	7 (55)	-
140	194495	FAIVRE Mathieu	FRA	7	-	-	7 (49)	-	-
140	292056	GUFLER Michael	ITA	7	-	-	7 (49)	-	-
140	421860	NORDBOTTEN Jonathan	NOR	7	-	7 (50)	-	-	-
140	180703	PALONIEMI Santeri	FIN	7	-	7 (50)	-	-	-
140	294911	PATSCHEIDER Hagen	ITA	7	-	-	-	-	7 (40)
140	290693	PLONER Alexander	ITA	7	-	-	7 (49)	-	-
147	660021	DANILOCHKIN Yuri	BLR	6	-	-	-	-	6 (42)
147	930105	GRANSTROM Colby	USA	6	-	6 (54)	-	-	-
147	561216	KLINE Bostjan	SLO	6	-	-	-	6 (56)	-
147	511896	MURISIER Justin	SUI	6	-	6 (54)	-	-	-
147	103385	PRIDY Conrad	CAN	6	6 (52)	-	-	-	-
147	561148	SKUBE Matic	SLO	6	-	6 (54)	-	-	-
153	430429	BYDLINSKI Maciej	POL	5	-	-	-	-	5 (43)
153	500150	JAERBYN Patrik	SWE	5	5 (54)	-	-	-	-
153	220689	RYDING David	GBR	5	-	5 (58)	-	-	-
153	30149	SIMARI BIRKNER C.	ARG	5	-	-	-	-	5 (43)
157	53968	BERTHOLD Frederic	AUT	4	-	-	-	4 (61)	-
157	501116	LAHDENPERAE Anton	SWE	4	-	4 (59)	-	-	-
157	511638	TUMLER Thomas	SUI	4	-	-	4 (53)	-	-
157	102922	WHITE Trevor	CAN	4	-	4 (59)	-	-	-
161	90131	GEORGIEV Georgi	BUL	3	-	-	-	-	3 (46)
161	380290	SAMSAL Dalibor	CRO	3	-	-	-	-	3 (46)
163	202437	LUITZ Stefan	GER	2	-	-	2 (55)	-	-
163	930024	MAPLE Wiley	USA	2	-	-	-	2 (64)	-
163	380298	SIROKI Tin	CRO	2	-	-	-	-	2 (48)
166	531452	BIESEMEYER Thomas	USA	1	-	-	-	1 (65)	-
166	53936	DUERAGER Markus	AUT	1	1 (55)	-	-	-	-

LEGEND

SC Super Combined points SG Super-G points DH Downhill points WCSL Overall points SL Slalom points
GS Giant Slalom points

11-11-2012 / Levi (FIN) / 0382

Page 4/4

www.fisalpine.com

Generation Date: SUN 11 NOV 2012

Time: 14:55

Document: 60B 1.0





Audi
FIS Ski World Cup

AUDI

FIS SKI WORLD CUP 2012/2013



SKI WORLD CUP

1st MEN'S SLALOM

SLALOM FIS WORLD CUP STANDINGS

Number of Competitors: 27

11 NOV 2012 Levi

(FIN)

Rank	FIS Code	Name	NSA	1	WC-SL	Diff.
1	501017	MYHRER Andre	SWE	100	100	
2	53831	HIRSCHER Marcel	AUT	80	80	- 20
3	501101	BYGGMARK Jens	SWE	60	60	- 40
4	292491	MOELGG Manfred	ITA	50	50	- 50
5	290732	THALER Patrick	ITA	45	45	- 55
6	50605	HERBST Reinfried	AUT	40	40	- 60
7	201702	NEUREUTHER Felix	GER	36	36	- 64
8	380260	KOSTELIC Ivica	CRO	32	32	- 68
9	501111	HARGIN Mattias	SWE	29	29	- 71
10	201891	SCHMID Philipp	GER	26	26	- 74
11	422304	KRISTOFFERSEN Henrik	NOR	24	24	- 76
12	50624	PRANGER Manfred	AUT	22	22	- 78
13	534562	LIGETY Ted	USA	20	20	- 80
13	293098	RAZZOLI Giuliano	ITA	20	20	- 80
15	530165	BRANDENBURG Will	USA	16	16	- 84
16	202462	DOPFER Fritz	GER	15	15	- 85
17	511174	VOGEL Markus	SUI	14	14	- 86
18	480736	KHOROSHILOV Alexander	RUS	13	13	- 87
19	560355	VALENCIC Mitja	SLO	12	12	- 88
20	50625	RAICH Benjamin	AUT	11	11	- 89
21	293797	GROSS Stefano	ITA	10	10	- 90
22	194212	THOULE Nicolas	FRA	9	9	- 91
23	194364	PINTURAUULT Alexis	FRA	8	8	- 92
24	180703	PALONIEMI Santeri	FIN	7	7	- 93
25	150644	KRYZL Krystof	CZE	6	6	- 94
26	220689	RYDING David	GBR	5	5	- 95
27	301709	YUASA Naoki	JPN	4	4	- 96

LEGEND

WC-SL World Cup points for Slalom Diff. Points Difference

11-11-2012 / Levi (FIN) / 0382

Page 1/1

www.fisalpine.com

Generation Date: SUN 11 NOV 2012

Time: 14:55

Document: 25A 1.0



AUDI FIS SKI WORLD CUP 2012/2013

1st MEN'S SLALOM OVERALL FIS WORLD CUP STANDINGS

Number of Competitors: 45

Rank	FIS Code	Name	NSA	Points	DH	SL 1 race	GS 1 race	SG	SC
1	53831	HIRSCHER Marcel	AUT	140	-	80 (2)	60 (3)	-	-
2	292491	MOELGG Manfred	ITA	130	-	50 (4)	80 (2)	-	-
3	534562	LIGETY Ted	USA	120	-	20 (13)	100 (1)	-	-
4	501017	MYHRER Andre	SWE	100	-	100 (1)	-	-	-
5	501101	BYGGMARK Jens	SWE	60	-	60 (3)	-	-	-
6	191750	FANARA Thomas	FRA	50	-	-	50 (4)	-	-
6	380260	KOSTELIC Ivica	CRO	50	-	32 (8)	18 (14)	-	-
8	510727	DEFAGO Didier	SUI	45	-	-	45 (5)	-	-
8	290732	THALER Patrick	ITA	45	-	45 (5)	-	-	-
10	50625	RAICH Benjamin	AUT	43	-	11 (20)	32 (8)	-	-
11	50605	HERBST Reinfried	AUT	40	-	40 (6)	-	-	-
11	50742	REICHELT Hannes	AUT	40	-	-	40 (6)	-	-
13	191746	DE TESSIERES Gauthier	FRA	36	-	-	36 (7)	-	-
13	201702	NEUREUTHER Felix	GER	36	-	36 (7)	-	-	-
15	501111	HARGIN Mattias	SWE	29	-	29 (9)	-	-	-
15	700830	ZAMPA Adam	SVK	29	-	-	29 (9)	-	-
17	501324	OLSSON Matts	SWE	26	-	-	26 (10)	-	-
17	201891	SCHMID Philipp	GER	26	-	26 (10)	-	-	-
19	292967	EISATH Florian	ITA	24	-	-	24 (11)	-	-
19	422304	KRISTOFFERSEN Henrik	NOR	24	-	24 (11)	-	-	-
21	53985	MATHIS Marcel	AUT	22	-	-	22 (12)	-	-
21	50624	PRANGER Manfred	AUT	22	-	22 (12)	-	-	-
23	421669	HAUGEN Leif Kristian	NOR	20	-	-	20 (13)	-	-
23	293098	RAZZOLI Giuliano	ITA	20	-	20 (13)	-	-	-
25	530165	BRANDENBURG Will	USA	16	-	16 (15)	-	-	-
25	421483	JANSRUD Kjetil	NOR	16	-	-	16 (15)	-	-
27	202462	DOPFER Fritz	GER	15	-	15 (16)	-	-	-
27	192504	MERMILLOD BLONDIN T.	FRA	15	-	-	15 (16)	-	-
29	101895	ROY Jean-Philippe	CAN	14	-	-	14 (17)	-	-
29	511174	VOGEL Markus	SUI	14	-	14 (17)	-	-	-
31	480736	KHOROSHILOV Alexander	RUS	13	-	13 (18)	-	-	-
31	294890	NANI Roberto	ITA	13	-	-	13 (18)	-	-
33	534959	JITLOFF Tim	USA	12	-	-	12 (19)	-	-
33	560355	VALENCIC Mitja	SLO	12	-	12 (19)	-	-	-
35	51215	BAUMANN Romed	AUT	11	-	-	11 (20)	-	-
36	293797	GROSS Stefano	ITA	10	-	10 (21)	-	-	-
36	561032	JAZBEC Janez	SLO	10	-	-	10 (21)	-	-



1st MEN'S SLALOM
OVERALL FIS WORLD CUP STANDINGS

Number of Competitors: 45

Rank	FIS Code	Name	NSA	Points	DH	SL 1 race	GS 1 race	SG	SC
38	100558	COOK Dustin	CAN	9	-	-	9 (22)	-	-
38	194212	THOULE Nicolas	FRA	9	-	9 (22)	-	-	-
40	51159	NOESIG Christoph	AUT	8	-	-	8 (23)	-	-
40	194364	PINTURALT Alexis	FRA	8	-	8 (23)	-	-	-
42	180703	PALONIEMI Santeri	FIN	7	-	7 (24)	-	-	-
43	150644	KRYZL Krystof	CZE	6	-	6 (25)	-	-	-
44	220689	RYDING David	GBR	5	-	5 (26)	-	-	-
45	301709	YUASA Naoki	JPN	4	-	4 (27)	-	-	-

LEGEND

SC Super Combined points **SG** Super-G points **DH** Downhill points **Points** Overall points **SL** Slalom points
GS Giant Slalom points

11-11-2012 / Levi (FIN) / 0382

Page 2/2

www.fisalpine.com

Generation Date: SUN 11 NOV 2012

Time: 14:55

Document: 25B 1.0





AUDI
FIS SKI WORLD CUP 2012/2013



1st MEN'S SLALOM
MEN FIS NATION CUP

Number of Nations: 17

Rank	NSA		Points	Diff.	DH	SL	GS	SG	SC	TE
1	AUT	Austria	326		-	153	173	-	-	-
2	ITA	Italy	242	- 84	-	125	117	-	-	-
3	SWE	Sweden	215	- 111	-	189	26	-	-	-
4	USA	United States of America	148	- 178	-	36	112	-	-	-
5	FRA	France	118	- 208	-	17	101	-	-	-
6	GER	Germany	77	- 249	-	77	-	-	-	-
7	NOR	Norway	60	- 266	-	24	36	-	-	-
8	SUI	Switzerland	59	- 267	-	14	45	-	-	-
9	CRO	Croatia	50	- 276	-	32	18	-	-	-
10	SVK	Slovakia	29	- 297	-	-	29	-	-	-
11	CAN	Canada	23	- 303	-	-	23	-	-	-
12	SLO	Slovenia	22	- 304	-	12	10	-	-	-
13	RUS	Russian Federation	13	- 313	-	13	-	-	-	-
14	FIN	Finland	7	- 319	-	7	-	-	-	-
15	CZE	Czech Republic	6	- 320	-	6	-	-	-	-
16	GBR	Great Britain	5	- 321	-	5	-	-	-	-
17	JPN	Japan	4	- 322	-	4	-	-	-	-





AUDI
FIS SKI WORLD CUP 2012/2013



1st MEN'S SLALOM
FIS OVERALL NATION CUP

Number of Nations: 18

Rk	NSA	Overall+TE			DH Points			SL Points			GS Points			SG Points			SC Points		
		M+W	M	W	M+W	M	W	M+W	M	W	M+W	M	W	M+W	M	W	M+W	M	W
1	AUT	594	326	268	-	-	-	209	153	56	385	173	212	-	-	-	-	-	-
2	SWE	387	215	172	-	-	-	319	189	130	68	26	42	-	-	-	-	-	-
3	ITA	347	242	105	-	-	-	152	125	27	195	117	78	-	-	-	-	-	-
4	GER	265	77	188	-	-	-	219	77	142	46	-	46	-	-	-	-	-	-
5	USA	208	148	60	-	-	-	96	36	60	112	112	-	-	-	-	-	-	-
6	SLO	194	22	172	-	-	-	64	12	52	130	10	120	-	-	-	-	-	-
7	FRA	173	118	55	-	-	-	37	17	20	136	101	35	-	-	-	-	-	-
8	SUI	147	59	88	-	-	-	38	14	24	109	45	64	-	-	-	-	-	-
9	CAN	122	23	99	-	-	-	47	-	47	75	23	52	-	-	-	-	-	-
10	FIN	98	7	91	-	-	-	87	7	80	11	-	11	-	-	-	-	-	-
11	NOR	94	60	34	-	-	-	42	24	18	52	36	16	-	-	-	-	-	-
12	SVK	74	29	45	-	-	-	45	-	45	29	29	-	-	-	-	-	-	-
13	CRO	50	50	-	-	-	-	32	32	-	18	18	-	-	-	-	-	-	-
14	CZE	26	6	20	-	-	-	26	6	20	-	-	-	-	-	-	-	-	-
15	SPA	15	-	15	-	-	-	-	-	-	15	-	15	-	-	-	-	-	-
16	RUS	13	13	-	-	-	-	13	13	-	-	-	-	-	-	-	-	-	-
17	GBR	5	5	-	-	-	-	5	5	-	-	-	-	-	-	-	-	-	-
18	JPN	4	4	-	-	-	-	4	4	-	-	-	-	-	-	-	-	-	-





AUDI
FIS SKI WORLD CUP 2012/2013



AFTER 1st MEN'S SLALOM
MANUFACTURERS STANDINGS MEN

Number of Manufacturers: 7

Rank	Manufacturer	Points	Diff.	DH	SL	GS	SG	SC
1	Fischer	265		-	135	130	-	-
2	Atomic	140	- 125	-	80	60	-	-
3	Nordica	100	- 165	-	100	-	-	-
3	Head	100	- 165	-	-	100	-	-
5	Voelkl	60	- 205	-	60	-	-	-
6	Rossignol	45	- 220	-	-	45	-	-
7	Salomon	40	- 225	-	-	40	-	-





AUDI FIS SKI WORLD CUP 2012/2013



AFTER 1st MEN'S SLALOM MANUFACTURERS STANDINGS OVERALL

Number of Manufacturers: 9

Rk	Manuf.	Overall			DH Points			SL Points			GS Points			SG Points			SC Points		
		M+W	M	W	M+W	M	W	M+W	M	W	M+W	M	W	M+W	M	W	M+W	M	W
1	Fischer	385	265	120	-	-	-	255	135	120	130	130	-	-	-	-	-	-	-
2	Atomic	280	140	140	-	-	-	140	80	60	140	60	80	-	-	-	-	-	-
3	Head	245	100	145	-	-	-	100	-	100	145	100	45	-	-	-	-	-	-
4	Stoeckli	150	-	150	-	-	-	50	-	50	100	-	100	-	-	-	-	-	-
5	Voelkl	120	60	60	-	-	-	60	60	-	60	-	60	-	-	-	-	-	-
6	Nordica	100	100	-	-	-	-	100	100	-	-	-	-	-	-	-	-	-	-
7	Rossignol	85	45	40	-	-	-	-	-	-	85	45	40	-	-	-	-	-	-
7	Salomon	85	40	45	-	-	-	45	-	45	40	40	-	-	-	-	-	-	-
9	Dynastar	50	-	50	-	-	-	-	-	-	50	-	50	-	-	-	-	-	-

