



# AUDI FIS SKI WORLD CUP 2012/13 Beaver Creek (USA)



2nd MEN'S DOWNHILL

TUE 27 NOV 2012

## ALPHABETICAL LIST OF COMPETITORS TRAINING 1

Number of Competitors: 85, Number of NSA: 17

NSA	FIS Code	Name	FIS Points (8th of November 2012 – List 4)									
			DH	SL	GS	SG	SC					
<b>AUT</b> (12)	51215	<b>BAUMANN Romed</b>	2.72	(8)	54.15	(1305)	5.60	(23)	5.49	(21)	3.39	(3)
	53968	<b>BERTHOLD Frederic</b>	15.65	(60)	17.88	(181)	37.32	(691)	15.84	(81)	18.30	(52)
	53817	<b>FRANZ Max</b>	5.58	(24)	75.93	(2132)	58.17	(1532)	4.31	(14)	5.66	(24)
	53981	<b>KROELL Johannes</b>	7.63	(36)	129.74	(3845)	32.20	(499)	23.14	(154)	38.84	(145)
	50753	<b>KROELL Klaus</b>	0.00	(1)	999.00	(6256)	498.74	(6249)	1.83	(5)	-	
	53902	<b>MAYER Matthias</b>	10.92	(41)	55.09	(1341)	12.96	(84)	4.06	(13)	5.86	(27)
	51327	<b>PUCHNER Joachim</b>	3.66	(12)	110.04	(3303)	44.22	(954)	3.51	(11)	5.82	(26)
	50625	<b>RAICH Benjamin</b>	15.28	(57)	4.70	(16)	4.77	(10)	2.67	(7)	4.71	(12)
	50742	<b>REICHELTH Hannes</b>	2.28	(4)	881.28	(6238)	3.34	(4)	2.89	(8)	5.47	(21)
	51332	<b>SCHEIBER Florian</b>	13.91	(51)	117.33	(3522)	15.48	(122)	6.28	(33)	24.85	(72)
50858	<b>STREITBERGER Georg</b>	5.61	(25)	561.33	(6144)	106.38	(3359)	5.29	(20)	15.80	(49)	
54005	<b>STRIEDINGER Otmar</b>	19.73	(80)	219.27	(5228)	32.80	(521)	8.94	(38)	38.36	(141)	
<b>CAN</b> (9)	100558	<b>COOK Dustin</b>	19.97	(82)	52.86	(1262)	12.72	(80)	10.23	(46)	54.88	(267)
	103512	<b>FRISCH Jeffrey</b>	42.95	(194)	61.53	(1599)	16.46	(130)	8.09	(35)	61.68	(322)
	102263	<b>GUAY Erik</b>	2.64	(7)	422.64	(6010)	31.56	(478)	4.01	(12)	252.03	(1623)
	102271	<b>HUDEC Jan</b>	3.50	(9)	90.18	(2665)	23.06	(251)	2.50	(6)	69.24	(370)
	102873	<b>KUCERA John</b>	6.60	(35)	43.23	(890)	10.76	(58)	6.00	(31)	6.69	(32)
	102899	<b>OSBORNE-PARADIS Manuel</b>	15.08	(54)	149.93	(4281)	31.49	(474)	18.05	(110)	-	
	103385	<b>PRIDY Conrad</b>	15.87	(62)	34.70	(595)	25.43	(311)	22.60	(151)	182.34	(1248)
	103612	<b>PRIDY Morgan</b>	25.89	(104)	29.07	(405)	19.76	(185)	21.61	(139)	70.11	(374)
103271	<b>THOMSEN Benjamin</b>	4.29	(15)	82.08	(2357)	30.05	(437)	11.40	(52)	71.67	(386)	
<b>CRO</b> (2)	380260	<b>KOSTELIC Ivica</b>	19.98	(83)	0.35	(2)	5.56	(22)	24.11	(163)	0.00	(1)
	380292	<b>ZRNCIC-DIM Natko</b>	28.55	(123)	11.87	(92)	25.53	(316)	14.26	(65)	4.48	(10)
<b>CZE</b> (1)	150398	<b>BANK Ondrej</b>	17.96	(71)	10.98	(79)	6.80	(34)	24.16	(164)	4.71	(12)
<b>FIN</b> (1)	180570	<b>ROMAR Andreas</b>	11.08	(42)	18.93	(201)	14.14	(102)	4.60	(15)	5.22	(16)
<b>FRA</b> (8)	191591	<b>BERTRAND Yannick</b>	4.58	(18)	96.43	(2875)	26.87	(350)	5.99	(30)	70.95	(382)
	193034	<b>BOUILLOT Alexandre</b>	18.53	(74)	48.33	(1085)	14.68	(108)	10.69	(48)	33.95	(122)
	191740	<b>CLAREY Johan</b>	3.51	(10)	108.03	(3243)	14.63	(106)	11.43	(53)	19.77	(55)
	191746	<b>DE TESSIERES Gauthier</b>	34.41	(146)	33.90	(557)	5.89	(27)	6.88	(34)	112.26	(704)
192932	<b>FAYED Guillermo</b>	5.68	(28)	113.73	(3409)	151.16	(4536)	20.02	(129)	60.89	(311)	

27-11-2012 / Beaver Creek (USA) / 1472

Page 1/3

Data Processing by LONGINES

www.fisalpine.com

LONGINES Timing

Generation Date: MON 26 NOV 2012

Time: 20:36

Document: 32E 1.0



**ALPHABETICAL LIST OF COMPETITORS TRAINING 1**

Number of Competitors: 85, Number of NSA: 17

NSA	FIS Code	Name	FIS Points (8th of November 2012 – List 4)							
			DH	SL	GS	SG	SC			
<b>FRA</b> (8)	191964	<b>POISSON David</b>	5.67 (27)	445.35 (6044)	57.24 (1490)	12.41 (60)	226.50 (1487)			
	194190	<b>ROGER Brice</b>	18.19 (73)	27.70 (364)	30.96 (458)	19.11 (117)	21.79 (62)			
	192746	<b>THEAUX Adrien</b>	3.56 (11)	83.04 (2395)	22.90 (249)	3.26 (9)	4.23 (8)			
<b>GBR</b> (2)	220874	<b>BALDWIN TJ</b>	31.88 (140)	58.62 (1483)	23.07 (252)	23.15 (155)	51.36 (237)			
	220695	<b>CRAWFORD Douglas</b>	37.11 (161)	33.46 (543)	30.89 (457)	28.88 (201)	47.95 (205)			
<b>GER</b> (4)	202059	<b>FERSTL Josef</b>	11.93 (46)	85.77 (2515)	31.73 (482)	9.99 (44)	29.61 (95)			
	201606	<b>KEPPLER Stephan</b>	5.91 (29)	907.94 (6244)	87.81 (2733)	5.87 (26)	76.05 (417)			
	200379	<b>SANDER Andreas</b>	12.58 (48)	71.86 (1982)	79.26 (2393)	12.27 (59)	28.53 (87)			
	201811	<b>STECHELT Tobias</b>	6.00 (31)	301.41 (5722)	152.55 (4558)	16.92 (95)	111.74 (699)			
<b>ITA</b> (9)	990048	<b>BORSOTTI Giovanni</b>	41.44 (189)	13.04 (111)	5.75 (24)	32.10 (240)	20.50 (58)			
	990116	<b>DE ALIPRANDINI Luca</b>	53.75 (243)	41.47 (821)	7.64 (37)	15.89 (82)	28.63 (88)			
	292967	<b>EISATH Florian</b>	38.56 (172)	79.72 (2272)	13.76 (95)	31.26 (231)	31.18 (106)			
	292455	<b>FILL Peter</b>	5.01 (22)	92.12 (2738)	12.64 (79)	5.84 (25)	5.32 (18)			
	292514	<b>HEEL Werner</b>	21.25 (87)	388.71 (5935)	73.71 (2163)	19.20 (119)	13.47 (42)			
	293006	<b>INNERHOFER Christof</b>	4.39 (16)	18.85 (199)	20.23 (193)	3.39 (10)	4.36 (9)			
	294277	<b>KLOTZ Siegmur</b>	14.04 (52)	67.47 (1830)	55.71 (1418)	14.45 (68)	5.99 (28)			
	293550	<b>MARSAGLIA Matteo</b>	16.56 (64)	41.98 (842)	13.56 (92)	4.93 (16)	4.98 (15)			
	291459	<b>PARIS Dominik</b>	4.09 (14)	90.69 (2688)	82.68 (2522)	16.04 (85)	5.36 (19)			
<b>NED</b> (1)	400281	<b>VAN HEEK Marvin</b>	23.11 (93)	75.94 (2133)	49.24 (1160)	28.32 (194)	42.25 (171)			
<b>NOR</b> (3)	421650	<b>BJERKESTRAND Iver</b>	33.99 (145)	41.14 (808)	14.90 (113)	11.73 (55)	40.34 (153)			
	421483	<b>JANSRUD Kjetil</b>	4.66 (19)	17.21 (169)	4.65 (9)	1.19 (4)	4.21 (7)			
	421328	<b>SVINDAL Aksel Lund</b>	2.56 (6)	23.84 (273)	4.86 (14)	0.00 (1)	3.98 (5)			
<b>RUS</b> (2)	481705	<b>GLEBOV Alexander</b>	26.31 (106)	192.87 (4940)	55.34 (1407)	13.69 (64)	79.26 (446)			
	481054	<b>MURAVYEV Ivan</b>	44.72 (206)	52.60 (1254)	31.51 (476)	24.99 (168)	40.95 (158)			
<b>SLO</b> (6)	561214	<b>DEBELAK Tilen</b>	73.38 (397)	42.01 (844)	23.57 (263)	25.16 (170)	43.76 (177)			
	560332	<b>JERMAN Andrej</b>	6.28 (34)	96.14 (2866)	33.64 (545)	17.79 (107)	36.65 (135)			
	561216	<b>KLINE Bostjan</b>	19.87 (81)	49.86 (1142)	20.32 (196)	9.00 (39)	62.45 (330)			
	561217	<b>KOSI Klemen</b>	24.72 (100)	21.42 (230)	18.37 (164)	14.64 (70)	21.60 (61)			
	561067	<b>PERKO Rok</b>	10.58 (40)	127.66 (3778)	54.86 (1390)	12.08 (58)	50.37 (230)			
	560447	<b>SPORN Andrej</b>	4.91 (21)	72.42 (2000)	85.34 (2639)	11.89 (56)	58.53 (297)			
<b>SPA</b> (2)	491151	<b>DE LA CUESTA Paul</b>	31.54 (139)	99.85 (2988)	27.26 (355)	20.36 (132)	76.20 (420)			
	491129	<b>TERRA Ferran</b>	24.58 (99)	44.50 (951)	16.78 (138)	31.16 (229)	33.12 (121)			
<b>SUI</b> (12)	510997	<b>BERTHOD Marc</b>	34.82 (150)	17.63 (176)	11.80 (70)	28.80 (199)	48.28 (210)			
	511852	<b>CAVIEZEL Gino</b>	39.81 (179)	12.99 (108)	11.21 (62)	15.99 (84)	29.05 (91)			
	510727	<b>DEFAGO Didier</b>	3.99 (13)	127.19 (3765)	4.94 (15)	5.02 (19)	5.66 (24)			
	511529	<b>GISIN Marc</b>	5.36 (23)	42.66 (865)	27.81 (366)	36.48 (288)	25.62 (75)			

**ALPHABETICAL LIST OF COMPETITORS TRAINING 1**

Number of Competitors: 85, Number of NSA: 17

NSA	FIS Code	Name	FIS Points (8th of November 2012 – List 4)									
			DH		SL		GS		SG		SC	
<b>SUI</b> (12)	510747	<b>GRUENENFELDER Tobias</b>	22.22	(89)	870.56	(6234)	43.60	(934)	15.57	(76)	80.97	(457)
	511313	<b>JANKA Carlo</b>	4.52	(17)	128.82	(3818)	5.35	(18)	5.94	(28)	5.40	(20)
	511139	<b>KUENG Patrick</b>	4.74	(20)	65.19	(1740)	51.61	(1257)	16.26	(87)	57.99	(289)
	511142	<b>LUEOEND Vitus</b>	9.44	(38)	47.92	(1070)	30.12	(439)	16.86	(93)	45.67	(190)
	511634	<b>SPESCHA Christian</b>	17.21	(68)	112.29	(3364)	13.37	(89)	23.15	(155)	18.90	(54)
	511638	<b>TUMLER Thomas</b>	53.16	(238)	59.39	(1520)	8.24	(41)	9.97	(43)	29.99	(97)
	511352	<b>VILETTA Sandro</b>	37.12	(162)	24.94	(299)	20.74	(206)	4.95	(18)	18.19	(51)
	510890	<b>ZURBRIGGEN Silvan</b>	5.64	(26)	9.58	(61)	48.18	(1121)	5.74	(23)	4.11	(6)
<b>SWE</b> (1)	501439	<b>HEDIN Douglas</b>	21.54	(88)	29.41	(417)	17.42	(149)	21.74	(140)	25.29	(73)
<b>USA</b> (10)	531452	<b>BIESEMEYER Thomas</b>	25.70	(102)	28.71	(395)	15.27	(120)	9.89	(42)	52.50	(248)
	6530319	<b>COCHRAN-SIEGLE Ryan</b>	15.12	(55)	13.28	(112)	13.91	(96)	9.62	(41)	114.83	(718)
	530874	<b>GANONG Travis</b>	5.99	(30)	95.16	(2838)	39.78	(784)	21.94	(145)	126.51	(826)
	934643	<b>GOLDBERG Jared</b>	37.16	(163)	21.66	(235)	20.14	(191)	12.00	(57)	32.01	(109)
	534562	<b>LIGETY Ted</b>	25.70	(102)	4.69	(15)	1.26	(2)	18.22	(113)	4.80	(14)
	930024	<b>MAPLE Wiley</b>	19.54	(78)	54.80	(1325)	45.27	(994)	19.40	(120)	87.49	(505)
	533866	<b>NYMAN Steven</b>	15.42	(58)	98.56	(2955)	55.19	(1403)	24.23	(166)	29.85	(96)
	934568	<b>RUBIE Brennan</b>	34.74	(149)	20.14	(210)	14.72	(109)	14.56	(69)	52.76	(251)
	533131	<b>SULLIVAN Marco</b>	13.73	(50)	315.72	(5765)	57.26	(1492)	18.99	(116)	183.26	(1258)
	530939	<b>WEIBRECHT Andrew</b>	31.50	(138)	125.44	(3717)	25.83	(325)	5.81	(24)	9.90	(35)

<b>LEGEND</b>	<b>DH</b> Downhill	<b>SL</b> Slalom	<b>GS</b> Giant Slalom	<b>SG</b> Super-G	<b>SC</b> Super Combined
---------------	--------------------	------------------	------------------------	-------------------	--------------------------

27-11-2012 / Beaver Creek (USA) / 1472

Page 3/3

Data Processing by LONGINES

www.fisalpine.com

LONGINES Timing

Generation Date: MON 26 NOV 2012

Time: 20:36

Document: 32E 1.0



# AUDI FIS SKI WORLD CUP 2012/13 Beaver Creek (USA)



2nd MEN'S DOWNHILL

TUE 27 NOV 2012  
Start Time: 10:45

## DRAW LIST BY POINTS TRAINING 1

Number of Competitors: 90, Number of NSA: 17    Ranked 100 in the FIS List: KOSI K.    FIS Pts: 24.72

No.	FIS Code	Name	NSA	WCSSL-DH	WCSSL-O	FIS-DH
1	50753	KROELL Klaus	AUT	604 (1)	881 (7)	0.00 (1)
2	421328	SVINDAL Aksel Lund	NOR	433 (4)	1197 (2)	2.56 (4)
3	50742	REICHELTH Hannes	AUT	369 (5)	975 (5)	2.28 (2)
4	102263	GUAY Erik	CAN	367 (6)	540 (16)	2.64 (5)
5	532431	MILLER Bode	USA	345 (7)	552 (15)	2.42 (3)
6	51215	BAUMANN Romed	AUT	320 (8)	667 (13)	2.72 (6)
7	191740	CLAREY Johan	FRA	281 (9)	345 (28)	3.51 (8)
8	192746	THEAUX Adrien	FRA	271 (10)	654 (14)	3.56 (9)
9	102271	HUDEEC Jan	CAN	270 (11)	509 (19)	3.50 (7)
10	51327	PUCHNER Joachim	AUT	265 (12)	532 (17)	3.66 (10)
11	291459	PARIS Dominik	ITA	239 (13)	302 (32)	4.09 (12)
12	510727	DEFAGO Didier	SUI	215 (14)	527 (18)	3.99 (11)
13	103271	THOMSEN Benjamin	CAN	191 (15)	194 (48)	4.29 (13)
14	421483	JANSRUD Kjetil	NOR	189 (16)	822 (9)	4.66 (17)
15	293006	INNERHOFER Christof	ITA	187 (17)	486 (20)	4.39 (14)
16	511313	JANKA Carlo	SUI	172 (18)	408 (22)	4.52 (15)
17	191591	BERTRAND Yannick	FRA	166 (19)	225 (42)	4.58 (16)
18	53817	FRANZ Max	AUT	165 (20)	371 (26)	5.58 (22)
19	511139	KUENG Patrick	SUI	157 (21)	219 (44)	4.74 (18)
20	292455	FILL Peter	ITA	149 (22)	285 (33)	5.01 (20)
21	560447	SPORN Andrej	SLO	144 (23)	155 (54)	4.91 (19)
22	192932	FAYED Guillermo	FRA	112 (24)	112 (65)	5.68 (26)
23	511529	GISIN Marc	SUI	103 (25)	103 (69)	5.36 (21)
24	533131	SULLIVAN Marco	USA	91 (26)	103 (69)	13.73 (40)
25	191964	POISSON David	FRA	88 (27)	88 (77)	5.67 (25)
26	510890	ZURBRIGGEN Silvan	SUI	86 (28)	272 (35)	5.64 (24)
27	50858	STREITBERGER Georg	AUT	85 (29)	184 (52)	5.61 (23)
28	201811	STECHERT Tobias	GER	69 (30)	85 (79)	6.00 (29)
29	201606	KEPPLER Stephan	GER	67 (31)	121 (63)	5.91 (27)
30	530874	GANONG Travis	USA	50 (32)	53 (97)	5.99 (28)
31	+500 50625	RAICH Benjamin	AUT	49 (33)	733 (11)	15.28 (45)
32	+500 380260	KOSTELIC Ivica	CRO	13 (49)	1045 (4)	19.98 (59)
33	+500 534562	LIGETY Ted	USA	8 (52)	926 (6)	> 25.70 (66)
34	560332	JERMAN Andrej	SLO	42 (37)	47 (103)	6.28 (30)
35	102873	KUCERA John	CAN	8 (52)	72 (84)	6.60 (31)
36	53981	KROELL Johannes	AUT	16 (46)	16 (125)	7.63 (32)

27-11-2012 / Beaver Creek (USA) / 1472

Page 1/3

Data Processing by LONGINES

www.fisalpine.com

LONGINES Timing

Generation Date: MON 26 NOV 2012

Time: 15:18

Document: 45B 1.0





**AUDI FIS SKI WORLD CUP 2012/13**  
**Beaver Creek (USA)**



2nd MEN'S DOWNHILL

TUE 27 NOV 2012  
Start Time: 10:45

**DRAW LIST BY POINTS TRAINING 1**

**Number of Competitors: 90, Number of NSA: 17    Ranked 100 in the FIS List: KOSI K.    FIS Pts: 24.72**

No.	FIS Code	Name	NSA	WCSL-DH	WCSL-O	FIS-DH
37	511142	LUEOEND Vitus	SUI	16 (46)	16 (125)	9.44 (33)
38	561067	PERKO Rok	SLO	1 (59)	19 (123)	10.58 (34)
39	53902	MAYER Matthias	AUT	8 (52)	225 (42)	10.92 (35)
40	180570	ROMAR Andreas	FIN	49 (33)	267 (37)	11.08 (36)
41	990081	CASSE Mattia	ITA	13 (49)	48 (100)	11.33 (37)
42	202059	FERSTL Josef	GER	-	-	11.93 (38)
43	200379	SANDER Andreas	GER	39 (39)	66 (88)	12.58 (39)
44	51332	SCHEIBER Florian	AUT	24 (42)	32 (108)	13.91 (41)
45	294277	KLOTZ Siegmur	ITA	49 (33)	90 (73)	14.04 (42)
46	102899	OSBORNE-PARADIS Manuel	CAN	25 (41)	25 (116)	15.08 (43)
47	6530319	COCHRAN-SIEGLE Ryan	USA	6 (55)	23 (119)	15.12 (44)
48	533866	NYMAN Steven	USA	16 (46)	16 (125)	15.42 (46)
49	53968	BERTHOLD Frederic	AUT	-	3 (161)	15.65 (47)
50	103385	PRIDY Conrad	CAN	5 (56)	5 (152)	15.87 (48)
51	293550	MARSAGLIA Matteo	ITA	9 (51)	216 (46)	16.56 (49)
52	511634	SPESCHA Christian	SUI	-	-	17.21 (50)
53	150398	BANK Ondrej	CZE	-	104 (68)	17.96 (51)
54	194167	MUZATON Maxence	FRA	-	-	18.05 (52)
55	194190	ROGER Brice	FRA	1 (59)	12 (132)	18.19 (53)
56	193034	BOUILLOT Alexandre	FRA	-	10 (134)	18.53 (54)
57	930024	MAPLE Wiley	USA	-	2 (165)	19.54 (55)
58	54005	STRIEDINGER Otmar	AUT	-	-	19.73 (56)
59	561216	KLINE Bostjan	SLO	-	5 (152)	19.87 (57)
60	100558	COOK Dustin	CAN	-	12 (132)	19.97 (58)
61	292514	HEEL Werner	ITA	20 (45)	95 (72)	21.25 (60)
62	501439	HEDIN Douglas	SWE	-	-	21.54 (61)
63	510747	GRUENEFELDER Tobias	SUI	5 (56)	31 (110)	22.22 (62)
64	400281	VAN HECK Marvin	NED	-	-	23.11 (63)
65	491129	TERRA Ferran	SPA	-	-	24.58 (64)
66	561217	KOSI Klemen	SLO	-	-	= 24.72 (65)
67	531452	BIESEMEYER Thomas	USA	-	3 (161)	> 25.70 (67)
68	103612	PRIDY Morgan	CAN	-	-	> 25.89 (68)
69	481705	GLEBOV Alexander	RUS	-	-	> 26.31 (69)
70	380292	ZRNCIC-DIM Natko	CRO	-	106 (67)	> 28.55 (70)
71	530939	WEIBRECHT Andrew	USA	-	69 (86)	> 31.50 (71)
72	491151	DE LA CUESTA Paul	SPA	-	-	> 31.54 (72)
73	220874	BALDWIN TJ	GBR	-	-	> 31.88 (73)
74	421650	BJERKESTRAND Iver	NOR	-	-	> 33.99 (74)
75	191746	DE TESSIERES Gauthier	FRA	-	99 (71)	> 34.41 (75)
76	191778	PICHOT Sebastien	FRA	-	62 (91)	> 34.43 (76)
77	934568	RUBIE Brennan	USA	-	-	> 34.74 (77)
78	510997	BERTHOD Marc	SUI	-	28 (114)	> 34.82 (78)
79	220695	CRAWFORD Douglas	GBR	-	-	> 37.11 (79)
80	511352	VILETTA Sandro	SUI	-	134 (59)	> 37.12 (80)
81	934643	GOLDBERG Jared	USA	-	-	> 37.16 (81)
82	292967	EISATH Florian	ITA	-	58 (95)	> 38.56 (82)

27-11-2012 / Beaver Creek (USA) / 1472

Page 2/3

Data Processing by LONGINES

www.fisalpine.com

LONGINES Timing

Generation Date: MON 26 NOV 2012

Time: 15:18

Document: 45B 1.0

Audi

**DRAW LIST BY POINTS TRAINING 1**

**Number of Competitors: 90, Number of NSA: 17    Ranked 100 in the FIS List: KOSI K.    FIS Pts: 24.72**

No.	FIS Code	Name	NSA	WCSL-DH	WCSL-O	FIS-DH
83	511852	CAVIEZEL Gino	SUI	-	-	> 39.81 (83)
84	561199	SOVIC Tomaz	SLO	-	-	> 40.38 (84)
85	103512	FRISCH Jeffrey	CAN	-	9 (137)	> 42.95 (85)
86	481054	MURAVYEV Ivan	RUS	-	-	> 44.72 (86)
87	511638	TUMLER Thomas	SUI	-	4 (157)	> 53.16 (87)
88	990116	DE ALIPRANDINI Luca	ITA	-	-	> 53.75 (88)
89	501324	OLSSON Matts	SWE	-	125 (62)	> 72.23 (89)
90	530165	BRANDENBURG Will	USA	-	60 (93)	> 76.11 (90)

**LEGEND**

<b>+500</b>	More than 500 points on WCSL-O after 15th place or after 30th place	<b>WCSL-O</b>	Overall WCSL points
<b>WCSL-DH</b>	World Cup Start List points for Downhill	<b>No.</b>	Control Number
<b>FIS-DH</b>	FIS points for Downhill		

27-11-2012 / Beaver Creek (USA) / 1472

Page 3/3

Data Processing by LONGINES

[www.fisalpine.com](http://www.fisalpine.com)

LONGINES Timing

Generation Date: MON 26 NOV 2012

Time: 15:18

Document: 45B 1.0





# AUDI FIS SKI WORLD CUP 2012/13 Beaver Creek (USA)



## 2nd MEN'S DOWNHILL START LIST TRAINING 1

TUE 27 NOV 2012  
Start Time: 11:30

Jury			Technical Data	
<b>TD FIS</b>	F. ROUTHIER	CAN	<b>Course Name</b>	Birds of Prey / Golden Eagle
<b>Referee</b>	G. HUJARA	FIS	<b>Start Altitude</b>	3483 m
<b>Assistant Referee</b>	H. SCHMALZL	FIS	<b>Finish Altitude</b>	2730 m
<b>Chief of Race</b>	G. JOHNSON	USA	<b>Vertical Drop</b>	753 m
			<b>Course Length</b>	2729 m
			<b>Homologation Number</b>	10665/11/12

### Race Information

<b>Course Setter</b>	H. SCHMALZL	FIS		
<b>Number of Gates</b>	42			
<b>Start Time</b>	11:30			
<b>Forerunners</b>	A - T. FARROW	USA	E - S. DUPRATT	USA
	B - B. BENNETT	USA	F - A. KIRCHER	GER
	C - N. DANIELS	USA	G - S. SNOW	USA
	D - K. MOFFAT	USA	H - N. BRAUN	USA

Number of Competitors: 85, Number of NSA: 17

Bib	FIS Code	Name	Year of Birth	Nation	Time	Ski
1	560447	SPORN Andrej	1981	SLO		Elan
2	191964	POISSON David	1982	FRA		Salomon
3	180570	ROMAR Andreas	1989	FIN		Atomic
4	294277	KLOTZ Siegmarr	1987	ITA		Nordica
5	511139	KUENG Patrick	1984	SUI		Salomon
6	511313	JANKA Carlo	1986	SUI		Atomic
7	103271	THOMSEN Benjamin	1987	CAN		Head
8	191740	CLAREY Johan	1981	FRA		Head
9	421328	SVINDAL Aksel Lund	1982	NOR		Head
10	50753	KROELL Klaus	1980	AUT		Salomon
11	192746	THEAUX Adrien	1984	FRA		Salomon
12	50742	REICHELTHANNES Hannes	1980	AUT		Salomon
13	291459	PARIS Dominik	1989	ITA		Nordica
14	51215	BAUMANN Romed	1986	AUT		Blizzard
15	510727	DEFAGO Didier	1977	SUI		Rossignol
16	102263	GUAY Erik	1981	CAN		Atomic
17	421483	JANSRUD Kjetil	1985	NOR		Head
18	51327	PUCHNER Joachim	1987	AUT		Atomic
19	293006	INNERHOFER Christof	1984	ITA		Rossignol
20	50625	RAICH Benjamin	1978	AUT		Atomic
21	191591	BERTRAND Yannick	1980	FRA		Atomic
22	292455	FILL Peter	1982	ITA		Atomic

27-11-2012 / Beaver Creek (USA) / 1472

Page 1/3

Data Processing by LONGINES

www.fisalpine.com

LONGINES Timing

Generation Date: MON 26 NOV 2012

Time: 20:53

Document: 51A 1.0



**Number of Competitors: 85, Number of NSA: 17**

Bib	FIS Code	Name	Year of Birth	Nation	Time	Ski
23	53817	FRANZ Max	1989	AUT		Atomic
24	201811	STECHELT Tobias	1985	GER		Head
25	533131	SULLIVAN Marco	1980	USA		Atomic
26	511529	GISIN Marc	1988	SUI		Nordica
27	50858	STREITBERGER Georg	1981	AUT		Head
28	201606	KEPLER Stephan	1983	GER		Head
29	510890	ZURBRIGGEN Silvan	1981	SUI		Rossignol
30	102271	HUDEC Jan	1981	CAN		Rossignol
31	530874	GANONG Travis	1988	USA		Atomic
32	192932	FAYED Guillermo	1985	FRA		Head
33	380260	KOSTELIC Ivica	1979	CRO		Fischer
34	534562	LIGETY Ted	1984	USA		Head
35	560332	JERMAN Andrej	1978	SLO		Stoekli
36	102873	KUCERA John	1984	CAN		Atomic
37	53981	KROELL Johannes	1991	AUT		Salomon
38	511142	LUEOEND Vitus	1984	SUI		Salomon
39	561067	PERKO Rok	1985	SLO		Stoekli
40	53902	MAYER Matthias	1990	AUT		Head
41	202059	FERSTL Josef	1988	GER		Nordica
42	200379	SANDER Andreas	1989	GER		Atomic
43	51332	SCHEIBER Florian	1987	AUT		Salomon
44	102899	OSBORNE-PARADIS Manuel	1984	CAN		Rossignol
45	6530319	COCHRAN-SIEGLE Ryan	1992	USA		Rossignol
46	533866	NYMAN Steven	1982	USA		Fischer
47	53968	BERTHOLD Frederic	1991	AUT		Salomon
48	103385	PRIDY Conrad	1988	CAN		Atomic
49	293550	MARSAGLIA Matteo	1985	ITA		Rossignol
50	511634	SPESCHA Christian	1989	SUI		Nordica
51	150398	BANK Ondrej	1980	CZE		Elan
52	194190	ROGER Brice	1990	FRA		Rossignol
53	193034	BOUILLOT Alexandre	1985	FRA		Head
54	930024	MAPLE Wiley	1990	USA		Atomic
55	54005	STRIEDINGER Otmar	1991	AUT		Blizzard
56	561216	KLINE Bostjan	1991	SLO		Stoekli
57	100558	COOK Dustin	1989	CAN		Head
58	292514	HEEL Werner	1982	ITA		Atomic
59	501439	HEDIN Douglas	1990	SWE		Head
60	510747	GRUENEFELDER Tobias	1977	SUI		Atomic
61	400281	VAN HECK Marvin	1991	NED		Salomon
62	491129	TERRA Ferran	1987	SPA		Rossignol
63	561217	KOSI Klemen	1991	SLO		Atomic
64	531452	BIESEMEYER Thomas	1989	USA		Rossignol
65	103612	PRIDY Morgan	1990	CAN		Atomic
66	481705	GLEBOV Alexander	1983	RUS		Head
67	380292	ZRNCIC-DIM Natko	1986	CRO		Atomic
68	530939	WEIBRECHT Andrew	1986	USA		Rossignol
69	491151	DE LA CUESTA Paul	1988	SPA		Salomon
70	220874	BALDWIN TJ	1990	GBR		Atomic

27-11-2012 / Beaver Creek (USA) / 1472

Page 2/3

Data Processing by LONGINES

www.fisalpine.com

LONGINES Timing

Generation Date: MON 26 NOV 2012

Time: 20:53

Document: 51A 1.0



**Number of Competitors: 85, Number of NSA: 17**

Bib	FIS Code	Name	Year of Birth	Nation	Time	Ski
71	421650	BJERKESTRAND Iver	1987	NOR		
72	191746	DE TESSIERES Gauthier	1981	FRA		Head
73	934568	RUBIE Brennan	1991	USA		
74	510997	BERTHOD Marc	1983	SUI		Salomon
75	220695	CRAWFORD Douglas	1987	GBR		Head
76	511352	VILETTA Sandro	1986	SUI		Salomon
77	934643	GOLDBERG Jared	1991	USA		Head
78	292967	EISATH Florian	1984	ITA		Blizzard
79	511852	CAVIEZEL Gino	1992	SUI		Atomic
80	990048	BORSOTTI Giovanni	1990	ITA		Salomon
81	103512	FRISCH Jeffrey	1984	CAN		Head
82	481054	MURAVYEV Ivan	1989	RUS		
83	511638	TUMLER Thomas	1989	SUI		Atomic
84	990116	DE ALIPRANDINI Luca	1990	ITA		Salomon
85	561214	DEBELAK Tilen	1991	SLO		



# AUDI FIS SKI WORLD CUP 2012/13 Beaver Creek (USA)



## 2nd MEN'S DOWNHILL RESULTS TRAINING 1 BY RANK

TUE 27 NOV 2012  
Start Time: 11:30

Jury			Technical Data	
<b>TD FIS</b>	F. ROUTHIER	CAN	<b>Course Name</b>	Birds of Prey / Golden Eagle
<b>Referee</b>	G. HUJARA	FIS	<b>Start Altitude</b>	3483 m
<b>Assistant Referee</b>	H. SCHMALZL	FIS	<b>Finish Altitude</b>	2730 m
<b>Chief of Race</b>	G. JOHNSON	USA	<b>Vertical Drop</b>	753 m
			<b>Course Length</b>	2752 m
			<b>Homologation Number</b>	10665/11/12

### Race Information

<b>Course Setter</b>	H. SCHMALZL	FIS		
<b>Number of Gates</b>	42			
<b>Start Time</b>	11:30			
<b>Forerunners</b>	A - T. FARROW	USA	E - S. DUPRATT	USA
	B - B. BENNETT	USA	F - A. KIRCHER	GER
	C - N. DANIELS	USA	G - S. SNOW	USA
	D - K. MOFFAT	USA	H - N. BRAUN	USA

Number of Competitors: 85, Number of NSA: 17

Rank	Bib	FIS Code	Name	Year of Birth	Nation	Time	Diff.	Dist. (m)	Ski
1	10	50753	KROELL Klaus	1980	AUT	1:41.52			Salomon
2	23	53817	FRANZ Max	1989	AUT	1:41.97	0.45	12.14	Atomic
3	19	293006	INNERHOFER Christof	1984	ITA	1:42.13	0.61	16.44	Rossignol
4	27	50858	STREITBERGER Georg	1981	AUT	1:42.31	0.79	21.25	Head
5	9	421328	SVINDAL Aksel Lund	1982	NOR	1:42.40	0.88	23.65	Head
6	1	560447	SPORN Andrej	1981	SLO	1:42.48	0.96	25.78	Elan
7	11	192746	THEAUX Adrien	1984	FRA	1:42.68	1.16	31.09	Salomon
8	16	102263	GUAY Erik	1981	CAN	1:42.71	1.19	31.88	Atomic
9	17	421483	JANSRUD Kjetil	1985	NOR	1:42.75	1.23	32.94	Head
10	8	191740	CLAREY Johan	1981	FRA	1:42.91	1.39	37.17	Head
10	7	103271	THOMSEN Benjamin	1987	CAN	1:42.91	1.39	37.17	Head
12	12	50742	REICHELTH Hannes	1980	AUT	1:43.08	1.56	41.65	Salomon
13	2	191964	POISSON David	1982	FRA	1:43.22	1.70	45.32	Salomon
14	5	511139	KUENG Patrick	1984	SUI	1:43.23	1.71	45.59	Salomon
15	31	530874	GANONG Travis	1988	USA	1:43.26	1.74	46.37	Atomic
16	25	533131	SULLIVAN Marco	1980	USA	1:43.29	1.77	47.16	Atomic
17	4	294277	KLOTZ Siegmarr	1987	ITA	1:43.41	1.89	50.30	Nordica
18	43	51332	SCHEIBER Florian	1987	AUT	1:43.69	2.17	57.59	Salomon
18	40	53902	MAYER Matthias	1990	AUT	1:43.69	2.17	57.59	Head

#1016

27-11-2012 / Beaver Creek (USA) / 1472

Page 1/3

Data Processing by LONGINES

www.fisalpine.com

LONGINES Timing

Generation Date: TUE 27 NOV 2012

Time: 13:13

Document: 74B 1.0





# AUDI FIS SKI WORLD CUP 2012/13

## Beaver Creek (USA)



### 2nd MEN'S DOWNHILL

## RESULTS TRAINING 1 BY RANK

TUE 27 NOV 2012  
Start Time: 11:30

Number of Competitors: 85, Number of NSA: 17

Rank	Bib	FIS Code	Name	Year of Birth	Nation	Time	Diff.	Dist. (m)	Ski
20	15	510727	DEFAGO Didier	1977	SUI	1:43.70	2.18	57.85	Rossignol
21	32	192932	FAYED Guillermo	1985	FRA	1:43.71	2.19	58.11	Head
22	24	201811	STECHELT Tobias	1985	GER	1:43.73	2.21	58.63	Head
23	6	511313	JANKA Carlo	1986	SUI	1:43.93	2.41	63.82	Atomic
24	18	51327	PUCHNER Joachim	1987	AUT	1:43.94	2.42	64.07	Atomic
25	58	292514	HEEL Werner	1982	ITA	1:44.11	2.59	68.46	Atomic
26	68	530939	WEIBRECHT Andrew	1986	USA	1:44.15	2.63	69.49	Rossignol
27	59	501439	HEDIN Douglas	1990	SWE	1:44.18	2.66	70.27	Head
28	67	380292	ZRNCIC-DIM Natko	1986	CRO	1:44.21	2.69	71.04	Atomic
28	13	291459	PARIS Dominik	1989	ITA	1:44.21	2.69	71.04	Nordica
30	22	292455	FILL Peter	1982	ITA	1:44.25	2.73	72.07	Atomic
30	20	50625	RAICH Benjamin	1978	AUT	1:44.25	2.73	72.07	Atomic
32	29	510890	ZURBRIGGEN Silvan	1981	SUI	1:44.27	2.75	72.58	Rossignol
33	51	150398	BANK Ondrej	1980	CZE	1:44.28	2.76	72.84	Elan
34	26	511529	GISIN Marc	1988	SUI	1:44.33	2.81	74.12	Nordica
35	64	531452	BIESEMEYER Thomas	1989	USA	1:44.34	2.82	74.38	Rossignol
36	33	380260	KOSTELIC Ivica	1979	CRO	1:44.43	2.91	76.69	Fischer
37	45	6530319	COCHRAN-SIEGLE Ryan	1992	USA	1:44.45	2.93	77.20	Rossignol
38	28	201606	KEPPLER Stephan	1983	GER	1:44.47	2.95	77.71	Head
39	49	293550	MARSAGLIA Matteo	1985	ITA	1:44.49	2.97	78.22	Rossignol
40	21	191591	BERTRAND Yannick	1980	FRA	1:44.51	2.99	78.73	Atomic
41	34	534562	LIGETY Ted	1984	USA	1:44.52	3.00	78.99	Head
42	46	533866	NYMAN Steven	1982	USA	1:44.55	3.03	79.76	Fischer
43	56	561216	KLINE Bostjan	1991	SLO	1:44.57	3.05	80.27	Stoekli
44	42	200379	SANDER Andreas	1989	GER	1:44.62	3.10	81.54	Atomic
45	39	561067	PERKO Rok	1985	SLO	1:44.64	3.12	82.06	Stoekli
46	41	202059	FERSTL Josef	1988	GER	1:44.69	3.17	83.33	Nordica
47	52	194190	ROGER Brice	1990	FRA	1:44.71	3.19	83.84	Rossignol
48	38	511142	LUEOEND Vitus	1984	SUI	1:44.73	3.21	84.35	Salomon
49	77	934643	GOLDBERG Jared	1991	USA	1:44.82	3.30	86.64	Head
50	54	930024	MAPLE Wiley	1990	USA	1:44.88	3.36	88.16	Atomic
51	81	103512	FRISCH Jeffrey	1984	CAN	1:44.89	3.37	88.42	Head
52	76	511352	VILETTA Sandro	1986	SUI	1:44.93	3.41	89.43	Salomon
53	55	54005	STRIEDINGER Otmar	1991	AUT	1:45.01	3.49	91.46	Blizzard
54	48	103385	PRIDY Conrad	1988	CAN	1:45.03	3.51	91.97	Atomic
54	3	180570	ROMAR Andreas	1989	FIN	1:45.03	3.51	91.97	Atomic
56	47	53968	BERTHOLD Frederic	1991	AUT	1:45.04	3.52	92.22	Salomon
57	35	560332	JERMAN Andrej	1978	SLO	1:45.09	3.57	93.49	Stoekli
58	14	51215	BAUMANN Romed	1986	AUT	1:45.12	3.60	94.25	Blizzard
59	44	102899	OSBORNE-PARADIS Manuel	1984	CAN	1:45.18	3.66	95.76	Rossignol
60	53	193034	BOUILLOT Alexandre	1985	FRA	1:45.25	3.73	97.53	Head
61	62	491129	TERRA Ferran	1987	SPA	1:45.58	4.06	105.83	Rossignol
62	60	510747	GRUENENFELDER Tobias	1977	SUI	1:45.65	4.13	107.58	Atomic
63	71	421650	BJERKESTRAND Iver	1987	NOR	1:45.72	4.20	109.33	
64	70	220874	BALDWIN TJ	1990	GBR	1:45.73	4.21	109.58	Atomic

#1016

27-11-2012 / Beaver Creek (USA) / 1472

Page 2/3

Data Processing by LONGINES

www.fisalpine.com

LONGINES Timing

Generation Date: TUE 27 NOV 2012

Time: 13:13

Document: 74B 1.0



Number of Competitors: 85, Number of NSA: 17

Rank	Bib	FIS Code	Name	Year of Birth	Nation	Time	Diff.	Dist. (m)	Ski
65	74	510997	BERTHOD Marc	1983	SUI	1:45.96	4.44	115.32	Salomon
66	72	191746	DE TESSIERES Gauthier	1981	FRA	1:46.00	4.48	116.31	Head
66	37	53981	KROELL Johannes	1991	AUT	1:46.00	4.48	116.31	Salomon
68	65	103612	PRIDY Morgan	1990	CAN	1:46.18	4.66	120.78	Atomic
69	66	481705	GLEBOV Alexander	1983	RUS	1:46.40	4.88	126.22	Head
70	63	561217	KOSI Klemen	1991	SLO	1:46.48	4.96	128.19	Atomic
71	69	491151	DE LA CUESTA Paul	1988	SPA	1:46.67	5.15	132.87	Salomon
72	75	220695	CRAWFORD Douglas	1987	GBR	1:47.77	6.25	159.60	Head
73	61	400281	VAN HEEK Marvin	1991	NED	1:48.47	6.95	176.33	Salomon
74	82	481054	MURAVYEV Ivan	1989	RUS	1:48.85	7.33	185.32	
75	50	511634	SPESCHA Christian	1989	SUI	1:51.36	9.84	243.17	Nordica
76	85	561214	DEBELAK Tilen	1991	SLO	1:51.39	9.87	243.85	
	30	102271	HUDEC Jan	1981	CAN	DNS			Rossignol
	36	102873	KUCERA John	1984	CAN	DNS			Atomic
	57	100558	COOK Dustin	1989	CAN	DNS			Head
	73	934568	RUBIE Brennan	1991	USA	DNS			
	78	292967	EISATH Florian	1984	ITA	DNS			Blizzard
	79	511852	CAVIEZEL Gino	1992	SUI	DNS			Atomic
	80	990048	BORSOTTI Giovanni	1990	ITA	DNS			Salomon
	83	511638	TUMLER Thomas	1989	SUI	DNS			Atomic
	84	990116	DE ALIPRANDINI Luca	1990	ITA	DNS			Salomon

Technical Delegate:  
**F. ROUTHIER (CAN) #1016**

**LEGEND**  
DNS Did Not Start

27-11-2012 / Beaver Creek (USA) / 1472 Page 3/3

Data Processing by LONGINES www.fisalpine.com LONGINES Timing

Generation Date: TUE 27 NOV 2012 Time: 13:13 Document: 74B 1.0





# AUDI FIS SKI WORLD CUP 2012/13 Beaver Creek (USA)



## 2nd MEN'S DOWNHILL RESULTS TRAINING 1 BY BIB

TUE 27 NOV 2012  
Start Time: 11:30

Jury			Technical Data	
<b>TD FIS</b>	F. ROUTHIER	CAN	<b>Course Name</b>	Birds of Prey / Golden Eagle
<b>Referee</b>	G. HUJARA	FIS	<b>Start Altitude</b>	3483 m
<b>Assistant Referee</b>	H. SCHMALZL	FIS	<b>Finish Altitude</b>	2730 m
<b>Chief of Race</b>	G. JOHNSON	USA	<b>Vertical Drop</b>	753 m
			<b>Course Length</b>	2752 m
			<b>Homologation Number</b>	10665/11/12

### Race Information

<b>Course Setter</b>	H. SCHMALZL	FIS		
<b>Number of Gates</b>	42			
<b>Start Time</b>	11:30			
<b>Forerunners</b>	A - T. FARROW	USA	E - S. DUPRATT	USA
	B - B. BENNETT	USA	F - A. KIRCHER	GER
	C - N. DANIELS	USA	G - S. SNOW	USA
	D - K. MOFFAT	USA	H - N. BRAUN	USA

Number of Competitors: 85, Number of NSA: 17

Bib	FIS Code	Name	Year of Birth	Nation	Time	Rank	Ski
1	560447	SPORN Andrej	1981	SLO	1:42.48	(6)	Elan
2	191964	POISSON David	1982	FRA	1:43.22	(13)	Salomon
3	180570	ROMAR Andreas	1989	FIN	1:45.03	(54)	Atomic
4	294277	KLOTZ Siegmar	1987	ITA	1:43.41	(17)	Nordica
5	511139	KUENG Patrick	1984	SUI	1:43.23	(14)	Salomon
6	511313	JANKA Carlo	1986	SUI	1:43.93	(23)	Atomic
7	103271	THOMSEN Benjamin	1987	CAN	1:42.91	(10)	Head
8	191740	CLAREY Johan	1981	FRA	1:42.91	(10)	Head
9	421328	SVINDAL Aksel Lund	1982	NOR	1:42.40	(5)	Head
10	50753	KROELL Klaus	1980	AUT	1:41.52	(1)	Salomon
11	192746	THEAUX Adrien	1984	FRA	1:42.68	(7)	Salomon
12	50742	REICHELTHANNES Hannes	1980	AUT	1:43.08	(12)	Salomon
13	291459	PARIS Dominik	1989	ITA	1:44.21	(28)	Nordica
14	51215	BAUMANN Romed	1986	AUT	1:45.12	(58)	Blizzard
15	510727	DEFAGO Didier	1977	SUI	1:43.70	(20)	Rossignol
16	102263	GUAY Erik	1981	CAN	1:42.71	(8)	Atomic
17	421483	JANSRUD Kjetil	1985	NOR	1:42.75	(9)	Head
18	51327	PUCHNER Joachim	1987	AUT	1:43.94	(24)	Atomic
19	293006	INNERHOFER Christof	1984	ITA	1:42.13	(3)	Rossignol
20	50625	RAICH Benjamin	1978	AUT	1:44.25	(30)	Atomic
21	191591	BERTRAND Yannick	1980	FRA	1:44.51	(40)	Atomic

27-11-2012 / Beaver Creek (USA) / 1472

Page 1/3

Data Processing by LONGINES

www.fisalpine.com

LONGINES Timing

Generation Date: TUE 27 NOV 2012

Time: 13:13

Document: 74A 1.0



Number of Competitors: 85, Number of NSA: 17

Bib	FIS Code	Name	Year of Birth	Nation	Time	Rank	Ski
22	292455	FILL Peter	1982	ITA	1:44.25	(30)	Atomic
23	53817	FRANZ Max	1989	AUT	1:41.97	(2)	Atomic
24	201811	STECHELT Tobias	1985	GER	1:43.73	(22)	Head
25	533131	SULLIVAN Marco	1980	USA	1:43.29	(16)	Atomic
26	511529	GISIN Marc	1988	SUI	1:44.33	(34)	Nordica
27	50858	STREITBERGER Georg	1981	AUT	1:42.31	(4)	Head
28	201606	KEPPLER Stephan	1983	GER	1:44.47	(38)	Head
29	510890	ZURBRIGGEN Silvan	1981	SUI	1:44.27	(32)	Rossignol
30	102271	HUDEC Jan	1981	CAN	DNS		Rossignol
31	530874	GANONG Travis	1988	USA	1:43.26	(15)	Atomic
32	192932	FAYED Guillermo	1985	FRA	1:43.71	(21)	Head
33	380260	KOSTELIC Ivica	1979	CRO	1:44.43	(36)	Fischer
34	534562	LIGETY Ted	1984	USA	1:44.52	(41)	Head
35	560332	JERMAN Andrej	1978	SLO	1:45.09	(57)	Stoeckli
36	102873	KUCERA John	1984	CAN	DNS		Atomic
37	53981	KROELL Johannes	1991	AUT	1:46.00	(66)	Salomon
38	511142	LUEOEND Vitus	1984	SUI	1:44.73	(48)	Salomon
39	561067	PERKO Rok	1985	SLO	1:44.64	(45)	Stoeckli
40	53902	MAYER Matthias	1990	AUT	1:43.69	(18)	Head
41	202059	FERSTL Josef	1988	GER	1:44.69	(46)	Nordica
42	200379	SANDER Andreas	1989	GER	1:44.62	(44)	Atomic
43	51332	SCHEIBER Florian	1987	AUT	1:43.69	(18)	Salomon
44	102899	OSBORNE-PARADIS Manuel	1984	CAN	1:45.18	(59)	Rossignol
45	6530319	COCHRAN-SIEGLE Ryan	1992	USA	1:44.45	(37)	Rossignol
46	533866	NYMAN Steven	1982	USA	1:44.55	(42)	Fischer
47	53968	BERTHOLD Frederic	1991	AUT	1:45.04	(56)	Salomon
48	103385	PRIDY Conrad	1988	CAN	1:45.03	(54)	Atomic
49	293550	MARSAGLIA Matteo	1985	ITA	1:44.49	(39)	Rossignol
50	511634	SPESCHA Christian	1989	SUI	1:51.36	(75)	Nordica
51	150398	BANK Ondrej	1980	CZE	1:44.28	(33)	Elan
52	194190	ROGER Brice	1990	FRA	1:44.71	(47)	Rossignol
53	193034	BOUILLOT Alexandre	1985	FRA	1:45.25	(60)	Head
54	930024	MAPLE Wiley	1990	USA	1:44.88	(50)	Atomic
55	54005	STRIEDINGER Otmar	1991	AUT	1:45.01	(53)	Blizzard
56	561216	KLINE Bostjan	1991	SLO	1:44.57	(43)	Stoeckli
57	100558	COOK Dustin	1989	CAN	DNS		Head
58	292514	HEEL Werner	1982	ITA	1:44.11	(25)	Atomic
59	501439	HEDIN Douglas	1990	SWE	1:44.18	(27)	Head
60	510747	GRUENFELDER Tobias	1977	SUI	1:45.65	(62)	Atomic
61	400281	VAN HECK Marvin	1991	NED	1:48.47	(73)	Salomon
62	491129	TERRA Ferran	1987	SPA	1:45.58	(61)	Rossignol
63	561217	KOSI Klemen	1991	SLO	1:46.48	(70)	Atomic
64	531452	BIESEMEYER Thomas	1989	USA	1:44.34	(35)	Rossignol
65	103612	PRIDY Morgan	1990	CAN	1:46.18	(68)	Atomic
66	481705	GLEBOV Alexander	1983	RUS	1:46.40	(69)	Head
67	380292	ZRNCIC-DIM Natko	1986	CRO	1:44.21	(28)	Atomic
68	530939	WEIBRECHT Andrew	1986	USA	1:44.15	(26)	Rossignol

27-11-2012 / Beaver Creek (USA) / 1472

Page 2/3

Data Processing by LONGINES

www.fisalpine.com

LONGINES Timing

Generation Date: TUE 27 NOV 2012

Time: 13:13

Document: 74A 1.0

Number of Competitors: 85, Number of NSA: 17

Bib	FIS Code	Name	Year of Birth	Nation	Time	Rank	Ski
69	491151	DE LA CUESTA Paul	1988	SPA	1:46.67	(71)	Salomon
70	220874	BALDWIN TJ	1990	GBR	1:45.73	(64)	Atomic
71	421650	BJERKESTRAND Iver	1987	NOR	1:45.72	(63)	
72	191746	DE TESSIERES Gauthier	1981	FRA	1:46.00	(66)	Head
73	934568	RUBIE Brennan	1991	USA	DNS		
74	510997	BERTHOD Marc	1983	SUI	1:45.96	(65)	Salomon
75	220695	CRAWFORD Douglas	1987	GBR	1:47.77	(72)	Head
76	511352	VILETTA Sandro	1986	SUI	1:44.93	(52)	Salomon
77	934643	GOLDBERG Jared	1991	USA	1:44.82	(49)	Head
78	292967	EISATH Florian	1984	ITA	DNS		Blizzard
79	511852	CAVIEZEL Gino	1992	SUI	DNS		Atomic
80	990048	BORSOTTI Giovanni	1990	ITA	DNS		Salomon
81	103512	FRISCH Jeffrey	1984	CAN	1:44.89	(51)	Head
82	481054	MURAVYEV Ivan	1989	RUS	1:48.85	(74)	
83	511638	TUMLER Thomas	1989	SUI	DNS		Atomic
84	990116	DE ALIPRANDINI Luca	1990	ITA	DNS		Salomon
85	561214	DEBELAK Tilen	1991	SLO	1:51.39	(76)	

**LEGEND**  
DNS Did Not Start

27-11-2012 / Beaver Creek (USA) / 1472 Page 3/3

Data Processing by LONGINES www.fisalpine.com LONGINES Timing

Generation Date: TUE 27 NOV 2012 Time: 13:13 Document: 74A 1.0



# AUDI FIS SKI WORLD CUP 2012/13 Beaver Creek (USA)



2nd MEN'S DOWNHILL

TUE 27 NOV 2012

## PERFORMANCE ANALYSIS 1 TRAINING 1

Number of Competitors: 76

Rank	Bib	Name	Nation	Positions			Partials			Difference		Speed				
				Pos.	Time	Rank	Pos.	Time	Rank	Time	Dist(m)	Pos.	Km/h	Rank		
1	10	KROELL Klaus	AUT	Int1: 24.39 (1)	Int2: 55.64 (2)	Int3: 1:13.74 (3)	Int4: 1:25.54 (1)	Fin: 1:41.52 (1)	I1-I2: 31.25 (9)	I2-I3: 18.10 (11)	I3-I4: 11.80 (1)	I4-Fin: 15.98 (1)	0.00	0.00	Sp1: 118.62 (7)	Avg.: 97.59
2	23	FRANZ Max	AUT	Int1: 24.61 (5)	Int2: 55.99 (6)	Int3: 1:13.90 (5)	Int4: 1:25.79 (2)	Fin: 1:41.97 (2)	I1-I2: 31.38 (13)	I2-I3: 17.91 (4)	I3-I4: 11.89 (3)	I4-Fin: 16.18 (3)	0.22	12.14	Sp1: 115.45 (30)	Avg.: 97.16
3	19	INNERHOFER Christof	ITA	Int1: 24.70 (8)	Int2: 55.92 (4)	Int3: 1:13.94 (6)	Int4: 1:25.88 (4)	Fin: 1:42.13 (3)	I1-I2: 31.22 (7)	I2-I3: 18.02 (7)	I3-I4: 11.94 (4)	I4-Fin: 16.25 (7)	0.31	16.44	Sp1: 118.08 (8)	Avg.: 97.01
4	27	STREITBERGER Georg	AUT	Int1: 24.43 (2)	Int2: 55.31 (1)	Int3: 1:13.45 (1)	Int4: 1:25.84 (3)	Fin: 1:42.31 (4)	I1-I2: 30.88 (1)	I2-I3: 18.14 (13)	I3-I4: 12.39 (31)	I4-Fin: 16.47 (24)	0.04	21.25	Sp1: 121.40 (2)	Avg.: 96.84
5	9	SVINDAL Aksel Lund	NOR	Int1: 24.76 (13)	Int2: 56.02 (8)	Int3: 1:13.88 (4)	Int4: 1:26.05 (6)	Fin: 1:42.40 (5)	I1-I2: 31.26 (10)	I2-I3: 17.86 (3)	I3-I4: 12.17 (11)	I4-Fin: 16.35 (15)	0.37	23.65	Sp1: 119.44 (6)	Avg.: 96.75
6	1	SPORN Andrej	SLO	Int1: 24.85 (26)	Int2: 55.81 (3)	Int3: 1:13.66 (2)	Int4: 1:25.93 (5)	Fin: 1:42.48 (6)	I1-I2: 30.96 (2)	I2-I3: 17.85 (2)	I3-I4: 12.27 (19)	I4-Fin: 16.55 (31)	0.46	25.78	Sp1: 118.08 (8)	Avg.: 96.67
7	11	THEAUX Adrien	FRA	Int1: 24.82 (20)	Int2: 56.22 (12)	Int3: 1:14.31 (10)	Int4: 1:26.41 (9)	Fin: 1:42.68 (7)	I1-I2: 31.40 (14)	I2-I3: 18.09 (10)	I3-I4: 12.10 (6)	I4-Fin: 16.27 (9)	0.43	31.09	Sp1: 121.40 (2)	Avg.: 96.49
8	16	GUAY Erik	CAN	Int1: 24.46 (3)	Int2: 56.02 (8)	Int3: 1:14.40 (12)	Int4: 1:26.38 (8)	Fin: 1:42.71 (8)	I1-I2: 31.56 (18)	I2-I3: 18.38 (33)	I3-I4: 11.98 (5)	I4-Fin: 16.33 (12)	0.07	31.88	Sp1: 113.18 (48)	Avg.: 96.46

27-11-2012 / Beaver Creek (USA) / 1472

Page 1/8

Data Processing by LONGINES

www.fisalpine.com

LONGINES Timing

Generation Date: TUE 27 NOV 2012

Time: 13:13

Document: 77A 1.0





**PERFORMANCE ANALYSIS 1 TRAINING 1**

Number of Competitors: 76

Rank	Bib	Name	Nation	Positions			Partials			Difference		Speed		
				Pos.	Time	Rank	Pos.	Time	Rank	Time	Dist(m)	Pos.	Km/h	Rank
9	17	JANSRUD Kjetil	NOR	Int1: 24.97 (37)			I1-I2: 31.34 (12)			0.58		Sp1: 114.18 (40)		
				Int2: 56.31 (15)			I2-I3: 18.01 (5)			1.00				
				Int3: 1:14.32 (11)			I3-I4: 12.10 (6)			0.87				
				Int4: 1:26.42 (10)			I4-Fin: 16.33 (12)			0.88				
				Fin: 1:42.75 (9)						1.23	32.94	Avg.: 96.42		
10	8	CLAREY Johan	FRA	Int1: 24.98 (39)			I1-I2: 31.22 (7)			0.59		Sp1: 115.45 (30)		
				Int2: 56.20 (11)			I2-I3: 18.01 (5)			0.89				
				Int3: 1:14.21 (9)			I3-I4: 12.43 (33)			0.76				
				Int4: 1:26.64 (11)			I4-Fin: 16.27 (9)			1.10				
				Fin: 1:42.91 (10)						1.39	37.17	Avg.: 96.27		
10	7	THOMSEN Benjamin	CAN	Int1: 24.77 (14)			I1-I2: 31.30 (11)			0.38		Sp1: 120.27 (5)		
				Int2: 56.07 (10)			I2-I3: 18.02 (7)			0.76				
				Int3: 1:14.09 (7)			I3-I4: 12.28 (21)			0.64				
				Int4: 1:26.37 (7)			I4-Fin: 16.54 (30)			0.83				
				Fin: 1:42.91 (10)						1.39	37.17	Avg.: 96.27		
12	12	REICHELTH Hannes	AUT	Int1: 24.77 (14)			I1-I2: 31.21 (6)			0.38		Sp1: 115.45 (30)		
				Int2: 55.98 (5)			I2-I3: 18.71 (60)			0.67				
				Int3: 1:14.69 (14)			I3-I4: 12.18 (13)			1.24				
				Int4: 1:26.87 (14)			I4-Fin: 16.21 (6)			1.33				
				Fin: 1:43.08 (12)						1.56	41.65	Avg.: 96.11		
13	2	POISSON David	FRA	Int1: 25.44 (73)			I1-I2: 31.58 (21)			1.05		Sp1: 121.69 (1)		
				Int2: 57.02 (45)			I2-I3: 17.68 (1)			1.71				
				Int3: 1:14.70 (15)			I3-I4: 12.32 (24)			1.25				
				Int4: 1:27.02 (17)			I4-Fin: 16.20 (5)			1.48				
				Fin: 1:43.22 (13)						1.70	45.32	Avg.: 95.98		
14	5	KUENG Patrick	SUI	Int1: 24.79 (16)			I1-I2: 31.81 (36)			0.40		Sp1: 116.49 (17)		
				Int2: 56.60 (25)			I2-I3: 18.20 (15)			1.29				
				Int3: 1:14.80 (17)			I3-I4: 12.17 (11)			1.35				
				Int4: 1:26.97 (16)			I4-Fin: 16.26 (8)			1.43				
				Fin: 1:43.23 (14)						1.71	45.59	Avg.: 95.97		
15	31	GANONG Travis	USA	Int1: 25.04 (46)			I1-I2: 31.57 (19)			0.65		Sp1: 115.45 (30)		
				Int2: 56.61 (26)			I2-I3: 18.33 (24)			1.30				
				Int3: 1:14.94 (24)			I3-I4: 12.27 (19)			1.49				
				Int4: 1:27.21 (20)			I4-Fin: 16.05 (2)			1.67				
				Fin: 1:43.26 (15)						1.74	46.37	Avg.: 95.94		
16	25	SULLIVAN Marco	USA	Int1: 24.74 (11)			I1-I2: 31.77 (33)			0.35		Sp1: 110.29 (65)		
				Int2: 56.51 (22)			I2-I3: 18.21 (16)			1.20				
				Int3: 1:14.72 (16)			I3-I4: 12.14 (8)			1.27				
				Int4: 1:26.86 (13)			I4-Fin: 16.43 (23)			1.32				
				Fin: 1:43.29 (16)						1.77	47.16	Avg.: 95.92		
17	4	KLOTZ Siegmund	ITA	Int1: 24.83 (23)			I1-I2: 31.17 (4)			0.44		Sp1: 118.08 (8)		
				Int2: 56.00 (7)			I2-I3: 18.12 (12)			0.69				
				Int3: 1:14.12 (8)			I3-I4: 12.78 (63)			0.67				
				Int4: 1:26.90 (15)			I4-Fin: 16.51 (25)			1.36				
				Fin: 1:43.41 (17)						1.89	50.30	Avg.: 95.81		
18	43	SCHEIBER Florian	AUT	Int1: 24.73 (10)			I1-I2: 31.59 (24)			0.34		Sp1: 117.55 (12)		
				Int2: 56.32 (16)			I2-I3: 18.49 (44)			1.01				
				Int3: 1:14.81 (20)			I3-I4: 12.31 (23)			1.36				
				Int4: 1:27.12 (18)			I4-Fin: 16.57 (33)			1.58				
				Fin: 1:43.69 (18)						2.17	57.59	Avg.: 95.55		



**PERFORMANCE ANALYSIS 1 TRAINING 1**


Number of Competitors: 76

Rank	Bib	Name	Nation	Positions			Partials			Difference		Speed		
				Pos.	Time	Rank	Pos.	Time	Rank	Time	Dist(m)	Pos.	Km/h	Rank
18	40	MAYER Matthias	AUT	Int1: 24.93 (33)			I1-I2: 31.79 (34)			0.54		Sp1: 116.49 (17)		
				Int2: 56.72 (31)			I2-I3: 18.40 (35)			1.41				
				Int3: 1:15.12 (28)			I3-I4: 12.15 (9)			1.67				
				Int4: 1:27.27 (22)			I4-Fin: 16.42 (21)			1.73				
				Fin: 1:43.69 (18)						2.17	57.59	Avg.: 95.55		
20	15	DEFAGO Didier	SUI	Int1: 24.84 (24)			I1-I2: 31.57 (19)			0.45		Sp1: 117.28 (13)		
				Int2: 56.41 (17)			I2-I3: 18.39 (34)			1.10				
				Int3: 1:14.80 (17)			I3-I4: 12.49 (40)			1.35				
				Int4: 1:27.29 (23)			I4-Fin: 16.41 (20)			1.75				
				Fin: 1:43.70 (20)						2.18	57.85	Avg.: 95.54		
21	32	FAYED Guillermo	FRA	Int1: 24.61 (5)			I1-I2: 31.65 (28)			0.22		Sp1: 110.06 (66)		
				Int2: 56.26 (14)			I2-I3: 18.61 (55)			0.95				
				Int3: 1:14.87 (22)			I3-I4: 12.54 (44)			1.42				
				Int4: 1:27.41 (27)			I4-Fin: 16.30 (11)			1.87				
				Fin: 1:43.71 (21)						2.19	58.11	Avg.: 95.53		
22	24	STECHERT Tobias	GER	Int1: 24.52 (4)			I1-I2: 31.94 (41)			0.13		Sp1: 108.22 (72)		
				Int2: 56.46 (18)			I2-I3: 18.42 (37)			1.15				
				Int3: 1:14.88 (23)			I3-I4: 12.43 (33)			1.43				
				Int4: 1:27.31 (24)			I4-Fin: 16.42 (21)			1.77				
				Fin: 1:43.73 (22)						2.21	58.63	Avg.: 95.51		
23	6	JANKA Carlo	SUI	Int1: 25.23 (62)			I1-I2: 31.46 (15)			0.84		Sp1: 113.43 (47)		
				Int2: 56.69 (29)			I2-I3: 18.37 (31)			1.38				
				Int3: 1:15.06 (26)			I3-I4: 12.16 (10)			1.61				
				Int4: 1:27.22 (21)			I4-Fin: 16.71 (43)			1.68				
				Fin: 1:43.93 (23)						2.41	63.82	Avg.: 95.33		
24	18	PUCHNER Joachim	AUT	Int1: 24.99 (40)			I1-I2: 32.24 (59)			0.60		Sp1: 110.76 (62)		
				Int2: 57.23 (57)			I2-I3: 18.23 (17)			1.92				
				Int3: 1:15.46 (45)			I3-I4: 11.88 (2)			2.01				
				Int4: 1:27.34 (26)			I4-Fin: 16.60 (37)			1.80				
				Fin: 1:43.94 (24)						2.42	64.07	Avg.: 95.32		
25	58	HEEL Werner	ITA	Int1: 24.80 (18)			I1-I2: 32.06 (47)			0.41		Sp1: 115.97 (22)		
				Int2: 56.86 (38)			I2-I3: 18.08 (9)			1.55				
				Int3: 1:14.94 (24)			I3-I4: 12.25 (16)			1.49				
				Int4: 1:27.19 (19)			I4-Fin: 16.92 (62)			1.65				
				Fin: 1:44.11 (25)						2.59	68.46	Avg.: 95.16		
26	68	WEIBRECHT Andrew	USA	Int1: 25.33 (67)			I1-I2: 31.14 (3)			0.94		Sp1: 111.96 (53)		
				Int2: 56.47 (19)			I2-I3: 18.33 (24)			1.16				
				Int3: 1:14.80 (17)			I3-I4: 12.83 (64)			1.35				
				Int4: 1:27.63 (30)			I4-Fin: 16.52 (27)			2.09				
				Fin: 1:44.15 (26)						2.63	69.49	Avg.: 95.12		
27	59	HEDIN Douglas	SWE	Int1: 24.92 (32)			I1-I2: 31.60 (26)			0.53		Sp1: 112.20 (50)		
				Int2: 56.52 (23)			I2-I3: 18.58 (50)			1.21				
				Int3: 1:15.10 (27)			I3-I4: 12.22 (15)			1.65				
				Int4: 1:27.32 (25)			I4-Fin: 16.86 (58)			1.78				
				Fin: 1:44.18 (27)						2.66	70.27	Avg.: 95.10		
28	67	ZRNCIC-DIM Natko	CRO	Int1: 24.81 (19)			I1-I2: 32.09 (49)			0.42		Sp1: 120.55 (4)		
				Int2: 56.90 (41)			I2-I3: 18.29 (20)			1.59				
				Int3: 1:15.19 (30)			I3-I4: 12.62 (51)			1.74				
				Int4: 1:27.81 (36)			I4-Fin: 16.40 (19)			2.27				
				Fin: 1:44.21 (28)						2.69	71.04	Avg.: 95.07		

**PERFORMANCE ANALYSIS 1 TRAINING 1**

Number of Competitors: 76

Rank	Bib	Name	Nation	Positions			Partials			Difference		Speed		
				Pos.	Time	Rank	Pos.	Time	Rank	Time	Dist(m)	Pos.	Km/h	Rank
28	13	PARIS Dominik	ITA	Int1: 24.89 (29)			I1-I2: 31.59 (24)			0.50		Sp1: 115.71 (26)		
				Int2: 56.48 (20)			I2-I3: 18.35 (28)			1.17				
				Int3: 1:14.83 (21)			I3-I4: 12.72 (59)			1.38				
				Int4: 1:27.55 (29)			I4-Fin: 16.66 (39)			2.01				
				Fin: 1:44.21 (28)						2.69	71.04	Avg.: 95.07		
30	22	FILL Peter	ITA	Int1: 25.08 (47)			I1-I2: 31.17 (4)			0.69		Sp1: 115.45 (30)		
				Int2: 56.25 (13)			I2-I3: 18.23 (17)			0.94				
				Int3: 1:14.48 (13)			I3-I4: 12.34 (26)			1.03				
				Int4: 1:26.82 (12)			I4-Fin: 17.43 (70)			1.28				
				Fin: 1:44.25 (30)						2.73	72.07	Avg.: 95.03		
30	20	RAICH Benjamin	AUT	Int1: 25.02 (44)			I1-I2: 31.47 (16)			0.63		Sp1: 116.23 (20)		
				Int2: 56.49 (21)			I2-I3: 18.90 (72)			1.18				
				Int3: 1:15.39 (40)			I3-I4: 12.35 (27)			1.94				
				Int4: 1:27.74 (32)			I4-Fin: 16.51 (25)			2.20				
				Fin: 1:44.25 (30)						2.73	72.07	Avg.: 95.03		
32	29	ZURBRIGGEN Silvan	SUI	Int1: 24.91 (30)			I1-I2: 31.67 (31)			0.52		Sp1: 114.18 (40)		
				Int2: 56.58 (24)			I2-I3: 18.71 (60)			1.27				
				Int3: 1:15.29 (36)			I3-I4: 12.45 (36)			1.84				
				Int4: 1:27.74 (32)			I4-Fin: 16.53 (28)			2.20				
				Fin: 1:44.27 (32)						2.75	72.58	Avg.: 95.01		
33	51	BANK Ondrej	CZE	Int1: 25.13 (53)			I1-I2: 31.65 (28)			0.74		Sp1: 112.20 (50)		
				Int2: 56.78 (33)			I2-I3: 18.47 (40)			1.47				
				Int3: 1:15.25 (33)			I3-I4: 12.46 (37)			1.80				
				Int4: 1:27.71 (31)			I4-Fin: 16.57 (33)			2.17				
				Fin: 1:44.28 (33)						2.76	72.84	Avg.: 95.01		
34	26	GISIN Marc	SUI	Int1: 24.71 (9)			I1-I2: 32.19 (56)			0.32		Sp1: 110.76 (62)		
				Int2: 56.90 (41)			I2-I3: 18.37 (31)			1.59				
				Int3: 1:15.27 (34)			I3-I4: 12.68 (56)			1.82				
				Int4: 1:27.95 (44)			I4-Fin: 16.38 (16)			2.41				
				Fin: 1:44.33 (34)						2.81	74.12	Avg.: 94.96		
35	64	BIESEMEYER Thomas	USA	Int1: 24.95 (36)			I1-I2: 31.83 (37)			0.56		Sp1: 115.71 (26)		
				Int2: 56.78 (33)			I2-I3: 18.44 (38)			1.47				
				Int3: 1:15.22 (31)			I3-I4: 12.30 (22)			1.77				
				Int4: 1:27.52 (28)			I4-Fin: 16.82 (54)			1.98				
				Fin: 1:44.34 (35)						2.82	74.38	Avg.: 94.95		
36	33	KOSTELIC Ivica	CRO	Int1: 25.22 (60)			I1-I2: 31.99 (44)			0.83		Sp1: 117.02 (14)		
				Int2: 57.21 (54)			I2-I3: 18.32 (23)			1.90				
				Int3: 1:15.53 (49)			I3-I4: 12.37 (28)			2.08				
				Int4: 1:27.90 (42)			I4-Fin: 16.53 (28)			2.36				
				Fin: 1:44.43 (36)						2.91	76.69	Avg.: 94.87		
37	45	COCHRAN-SIEGLE Ryan	USA	Int1: 24.94 (35)			I1-I2: 31.95 (42)			0.55		Sp1: 116.75 (16)		
				Int2: 56.89 (40)			I2-I3: 18.60 (53)			1.58				
				Int3: 1:15.49 (46)			I3-I4: 12.62 (51)			2.04				
				Int4: 1:28.11 (46)			I4-Fin: 16.34 (14)			2.57				
				Fin: 1:44.45 (37)						2.93	77.20	Avg.: 94.85		
38	28	KEPPLER Stephan	GER	Int1: 24.85 (26)			I1-I2: 32.15 (54)			0.46		Sp1: 118.08 (8)		
				Int2: 57.00 (44)			I2-I3: 18.30 (22)			1.69				
				Int3: 1:15.30 (37)			I3-I4: 12.60 (49)			1.85				
				Int4: 1:27.90 (42)			I4-Fin: 16.57 (33)			2.36				
				Fin: 1:44.47 (38)						2.95	77.71	Avg.: 94.83		



**PERFORMANCE ANALYSIS 1 TRAINING 1**

Number of Competitors: 76

Rank	Bib	Name	Nation	Positions			Partials			Difference		Speed		
				Pos.	Time	Rank	Pos.	Time	Rank	Time	Dist(m)	Pos.	Km/h	Rank
39	49	MARSAGLIA Matteo	ITA	Int1: 25.36 (70)			I1-I2: 32.21 (58)			0.97		Sp1: 112.20 (50)		
				Int2: 57.57 (65)			I2-I3: 18.33 (24)			2.26				
				Int3: 1:15.90 (61)			I3-I4: 12.21 (14)			2.45				
				Int4: 1:28.11 (46)			I4-Fin: 16.38 (16)			2.57				
				Fin: 1:44.49 (39)						2.97	78.22	Avg.: 94.81		
40	21	BERTRAND Yannick	FRA	Int1: 24.74 (11)			I1-I2: 32.33 (62)			0.35		Sp1: 116.23 (20)		
				Int2: 57.07 (48)			I2-I3: 18.36 (30)			1.76				
				Int3: 1:15.43 (43)			I3-I4: 12.32 (24)			1.98				
				Int4: 1:27.75 (34)			I4-Fin: 16.76 (50)			2.21				
				Fin: 1:44.51 (40)						2.99	78.73	Avg.: 94.80		
41	34	LIGETY Ted	USA	Int1: 25.00 (41)			I1-I2: 31.63 (27)			0.61		Sp1: 110.76 (62)		
				Int2: 56.63 (28)			I2-I3: 18.54 (46)			1.32				
				Int3: 1:15.17 (29)			I3-I4: 12.68 (56)			1.72				
				Int4: 1:27.85 (38)			I4-Fin: 16.67 (40)			2.31				
				Fin: 1:44.52 (41)						3.00	78.99	Avg.: 94.79		
42	46	NYMAN Steven	USA	Int1: 24.88 (28)			I1-I2: 31.92 (39)			0.49		Sp1: 115.71 (26)		
				Int2: 56.80 (35)			I2-I3: 18.47 (40)			1.49				
				Int3: 1:15.27 (34)			I3-I4: 12.50 (41)			1.82				
				Int4: 1:27.77 (35)			I4-Fin: 16.78 (51)			2.23				
				Fin: 1:44.55 (42)						3.03	79.76	Avg.: 94.76		
43	56	KLINE Bostjan	SLO	Int1: 25.26 (63)			I1-I2: 31.58 (21)			0.87		Sp1: 111.72 (56)		
				Int2: 56.84 (37)			I2-I3: 18.57 (48)			1.53				
				Int3: 1:15.41 (42)			I3-I4: 12.41 (32)			1.96				
				Int4: 1:27.82 (37)			I4-Fin: 16.75 (47)			2.28				
				Fin: 1:44.57 (43)						3.05	80.27	Avg.: 94.74		
44	42	SANDER Andreas	GER	Int1: 24.63 (7)			I1-I2: 32.46 (63)			0.24		Sp1: 109.36 (67)		
				Int2: 57.09 (49)			I2-I3: 18.34 (27)			1.78				
				Int3: 1:15.43 (43)			I3-I4: 12.44 (35)			1.98				
				Int4: 1:27.87 (39)			I4-Fin: 16.75 (47)			2.33				
				Fin: 1:44.62 (44)						3.10	81.54	Avg.: 94.70		
45	39	PERKO Rok	SLO	Int1: 24.84 (24)			I1-I2: 32.27 (60)			0.45		Sp1: 115.97 (22)		
				Int2: 57.11 (51)			I2-I3: 18.66 (56)			1.80				
				Int3: 1:15.77 (55)			I3-I4: 12.69 (58)			2.32				
				Int4: 1:28.46 (59)			I4-Fin: 16.18 (3)			2.92				
				Fin: 1:44.64 (45)						3.12	82.06	Avg.: 94.68		
46	41	FERSTL Josef	GER	Int1: 25.13 (53)			I1-I2: 31.93 (40)			0.74		Sp1: 107.32 (75)		
				Int2: 57.06 (47)			I2-I3: 18.48 (42)			1.75				
				Int3: 1:15.54 (50)			I3-I4: 12.59 (48)			2.09				
				Int4: 1:28.13 (49)			I4-Fin: 16.56 (32)			2.59				
				Fin: 1:44.69 (46)						3.17	83.33	Avg.: 94.63		
47	52	ROGER Brice	FRA	Int1: 25.09 (48)			I1-I2: 32.31 (61)			0.70		Sp1: 108.67 (70)		
				Int2: 57.40 (61)			I2-I3: 18.26 (19)			2.09				
				Int3: 1:15.66 (53)			I3-I4: 12.38 (29)			2.21				
				Int4: 1:28.04 (45)			I4-Fin: 16.67 (40)			2.50				
				Fin: 1:44.71 (47)						3.19	83.84	Avg.: 94.62		
48	38	LUEOEND Vitus	SUI	Int1: 25.01 (43)			I1-I2: 32.20 (57)			0.62		Sp1: 114.43 (39)		
				Int2: 57.21 (54)			I2-I3: 18.67 (59)			1.90				
				Int3: 1:15.88 (59)			I3-I4: 12.46 (37)			2.43				
				Int4: 1:28.34 (55)			I4-Fin: 16.39 (18)			2.80				
				Fin: 1:44.73 (48)						3.21	84.35	Avg.: 94.60		



**PERFORMANCE ANALYSIS 1 TRAINING 1**

Number of Competitors: 76


Rank	Bib	Name	Nation	Positions			Partials			Difference		Speed		
				Pos.	Time	Rank	Pos.	Time	Rank	Time	Dist(m)	Pos.	Km/h	Rank
49	77	<b>GOLDBERG Jared</b>	USA	Int1: 25.14 (56)			I1-I2: 31.68 (32)			0.75		Sp1: 113.93 (43)		
				Int2: 56.82 (36)			I2-I3: 18.48 (42)			1.51				
				Int3: 1:15.30 (37)			I3-I4: 12.57 (47)			1.85				
				Int4: 1:27.87 (39)			I4-Fin: 16.95 (64)			2.33				
				Fin: 1:44.82 (49)						3.30	86.64	Avg.: 94.52		
50	54	<b>MAPLE Wiley</b>	USA	Int1: 24.82 (20)			I1-I2: 31.80 (35)			0.43		Sp1: 111.24 (60)		
				Int2: 56.62 (27)			I2-I3: 18.77 (66)			1.31				
				Int3: 1:15.39 (40)			I3-I4: 12.75 (61)			1.94				
				Int4: 1:28.14 (50)			I4-Fin: 16.74 (45)			2.60				
				Fin: 1:44.88 (50)						3.36	88.16	Avg.: 94.46		
51	81	<b>FRISCH Jeffrey</b>	CAN	Int1: 25.12 (52)			I1-I2: 31.65 (28)			0.73		Sp1: 113.93 (43)		
				Int2: 56.77 (32)			I2-I3: 18.46 (39)			1.46				
				Int3: 1:15.23 (32)			I3-I4: 12.65 (54)			1.78				
				Int4: 1:27.88 (41)			I4-Fin: 17.01 (65)			2.34				
				Fin: 1:44.89 (51)						3.37	88.42	Avg.: 94.45		
52	76	<b>VILETTA Sandro</b>	SUI	Int1: 25.34 (68)			I1-I2: 31.53 (17)			0.95		Sp1: 114.94 (35)		
				Int2: 56.87 (39)			I2-I3: 18.51 (45)			1.56				
				Int3: 1:15.38 (39)			I3-I4: 12.83 (64)			1.93				
				Int4: 1:28.21 (52)			I4-Fin: 16.72 (44)			2.67				
				Fin: 1:44.93 (52)						3.41	89.43	Avg.: 94.42		
53	55	<b>STRIEDINGER Otmar</b>	AUT	Int1: 25.15 (57)			I1-I2: 32.07 (48)			0.76		Sp1: 116.49 (17)		
				Int2: 57.22 (56)			I2-I3: 18.58 (50)			1.91				
				Int3: 1:15.80 (56)			I3-I4: 12.54 (44)			2.35				
				Int4: 1:28.34 (55)			I4-Fin: 16.67 (40)			2.80				
				Fin: 1:45.01 (53)						3.49	91.46	Avg.: 94.35		
54	48	<b>PRIDY Conrad</b>	CAN	Int1: 25.13 (53)			I1-I2: 31.58 (21)			0.74		Sp1: 115.97 (22)		
				Int2: 56.71 (30)			I2-I3: 18.78 (67)			1.40				
				Int3: 1:15.49 (46)			I3-I4: 12.63 (53)			2.04				
				Int4: 1:28.12 (48)			I4-Fin: 16.91 (61)			2.58				
				Fin: 1:45.03 (54)						3.51	91.97	Avg.: 94.33		
54	3	<b>ROMAR Andreas</b>	FIN	Int1: 25.27 (64)			I1-I2: 31.98 (43)			0.88		Sp1: 114.94 (35)		
				Int2: 57.25 (58)			I2-I3: 18.35 (28)			1.94				
				Int3: 1:15.60 (51)			I3-I4: 12.60 (49)			2.15				
				Int4: 1:28.20 (51)			I4-Fin: 16.83 (56)			2.66				
				Fin: 1:45.03 (54)						3.51	91.97	Avg.: 94.33		
56	47	<b>BERTHOLD Frederic</b>	AUT	Int1: 25.00 (41)			I1-I2: 32.46 (63)			0.61		Sp1: 113.93 (43)		
				Int2: 57.46 (62)			I2-I3: 18.57 (48)			2.15				
				Int3: 1:16.03 (63)			I3-I4: 12.26 (18)			2.58				
				Int4: 1:28.29 (54)			I4-Fin: 16.75 (47)			2.75				
				Fin: 1:45.04 (56)						3.52	92.22	Avg.: 94.32		
57	35	<b>JERMAN Andrej</b>	SLO	Int1: 24.97 (37)			I1-I2: 32.12 (52)			0.58		Sp1: 109.36 (67)		
				Int2: 57.09 (49)			I2-I3: 18.58 (50)			1.78				
				Int3: 1:15.67 (54)			I3-I4: 12.54 (44)			2.22				
				Int4: 1:28.21 (52)			I4-Fin: 16.88 (60)			2.67				
				Fin: 1:45.09 (57)						3.57	93.49	Avg.: 94.27		
58	14	<b>BAUMANN Romed</b>	AUT	Int1: 24.79 (16)			I1-I2: 32.79 (70)			0.40		Sp1: 115.71 (26)		
				Int2: 57.58 (66)			I2-I3: 18.72 (63)			2.27				
				Int3: 1:16.30 (65)			I3-I4: 12.25 (16)			2.85				
				Int4: 1:28.55 (61)			I4-Fin: 16.57 (33)			3.01				
				Fin: 1:45.12 (58)						3.60	94.25	Avg.: 94.25		



**PERFORMANCE ANALYSIS 1 TRAINING 1**

Number of Competitors: 76

Rank	Bib	Name	Nation	Positions			Partials			Difference		Speed		
				Pos.	Time	Rank	Pos.	Time	Rank	Time	Dist(m)	Pos.	Km/h	Rank
59	44	OSBORNE-PARADIS Manuel	CAN	Int1: 24.93 (33)			I1-I2: 32.05 (46)			0.54		Sp1: 114.18 (40)		
				Int2: 56.98 (43)			I2-I3: 18.89 (71)			1.67				
				Int3: 1:15.87 (58)			I3-I4: 12.50 (41)			2.42				
				Int4: 1:28.37 (57)			I4-Fin: 16.81 (53)			2.83				
				Fin: 1:45.18 (59)						3.66	95.76	Avg.: 94.19		
60	53	BOUILLOT Alexandre	FRA	Int1: 25.19 (58)			I1-I2: 32.13 (53)			0.80		Sp1: 115.97 (22)		
				Int2: 57.32 (59)			I2-I3: 18.19 (14)			2.01				
				Int3: 1:15.51 (48)			I3-I4: 13.11 (74)			2.06				
				Int4: 1:28.62 (62)			I4-Fin: 16.63 (38)			3.08				
				Fin: 1:45.25 (60)						3.73	97.53	Avg.: 94.13		
61	62	TERRA Ferran	SPA	Int1: 25.10 (49)			I1-I2: 32.53 (65)			0.71		Sp1: 111.48 (57)		
				Int2: 57.63 (67)			I2-I3: 18.29 (20)			2.32				
				Int3: 1:15.92 (62)			I3-I4: 12.84 (66)			2.47				
				Int4: 1:28.76 (63)			I4-Fin: 16.82 (54)			3.22				
				Fin: 1:45.58 (61)						4.06	105.83	Avg.: 93.84		
62	60	GRUENENFELDER Tobias	SUI	Int1: 25.03 (45)			I1-I2: 32.11 (51)			0.64		Sp1: 114.94 (35)		
				Int2: 57.14 (52)			I2-I3: 18.66 (56)			1.83				
				Int3: 1:15.80 (56)			I3-I4: 13.00 (72)			2.35				
				Int4: 1:28.80 (64)			I4-Fin: 16.85 (57)			3.26				
				Fin: 1:45.65 (62)						4.13	107.58	Avg.: 93.77		
63	71	BJERKESTRAND Iver	NOR	Int1: 25.11 (50)			I1-I2: 32.90 (72)			0.72		Sp1: 111.96 (53)		
				Int2: 58.01 (71)			I2-I3: 18.41 (36)			2.70				
				Int3: 1:16.42 (68)			I3-I4: 12.38 (29)			2.97				
				Int4: 1:28.80 (64)			I4-Fin: 16.92 (62)			3.26				
				Fin: 1:45.72 (63)						4.20	109.33	Avg.: 93.71		
64	70	BALDWIN TJ	GBR	Int1: 25.49 (74)			I1-I2: 32.18 (55)			1.10		Sp1: 108.67 (70)		
				Int2: 57.67 (68)			I2-I3: 18.72 (63)			2.36				
				Int3: 1:16.39 (67)			I3-I4: 12.47 (39)			2.94				
				Int4: 1:28.86 (66)			I4-Fin: 16.87 (59)			3.32				
				Fin: 1:45.73 (64)						4.21	109.58	Avg.: 93.70		
65	74	BERTHOD Marc	SUI	Int1: 25.19 (58)			I1-I2: 31.99 (44)			0.80		Sp1: 109.13 (69)		
				Int2: 57.18 (53)			I2-I3: 18.71 (60)			1.87				
				Int3: 1:15.89 (60)			I3-I4: 12.53 (43)			2.44				
				Int4: 1:28.42 (58)			I4-Fin: 17.54 (72)			2.88				
				Fin: 1:45.96 (65)						4.44	115.32	Avg.: 93.50		
66	72	DE TESSIERES Gauthier	FRA	Int1: 25.22 (60)			I1-I2: 31.83 (37)			0.83		Sp1: 117.02 (14)		
				Int2: 57.05 (46)			I2-I3: 18.56 (47)			1.74				
				Int3: 1:15.61 (52)			I3-I4: 12.86 (67)			2.16				
				Int4: 1:28.47 (60)			I4-Fin: 17.53 (71)			2.93				
				Fin: 1:46.00 (66)						4.48	116.31	Avg.: 93.46		
66	37	KROELL Johannes	AUT	Int1: 24.91 (30)			I1-I2: 32.61 (68)			0.52		Sp1: 113.93 (43)		
				Int2: 57.52 (64)			I2-I3: 18.80 (69)			2.21				
				Int3: 1:16.32 (66)			I3-I4: 12.88 (68)			2.87				
				Int4: 1:29.20 (68)			I4-Fin: 16.80 (52)			3.66				
				Fin: 1:46.00 (66)						4.48	116.31	Avg.: 93.46		
68	65	PRIDY Morgan	CAN	Int1: 25.28 (65)			I1-I2: 32.09 (49)			0.89		Sp1: 112.69 (49)		
				Int2: 57.37 (60)			I2-I3: 18.79 (68)			2.06				
				Int3: 1:16.16 (64)			I3-I4: 12.73 (60)			2.71				
				Int4: 1:28.89 (67)			I4-Fin: 17.29 (69)			3.35				
				Fin: 1:46.18 (68)						4.66	120.78	Avg.: 93.31		



**PERFORMANCE ANALYSIS 1 TRAINING 1**

Number of Competitors: 76

Rank	Bib	Name	Nation	Positions			Partials			Difference		Speed		
				Pos.	Time	Rank	Pos.	Time	Rank	Time	Dist(m)	Pos.	Km/h	Rank
69	66	GLEBOV Alexander	RUS	Int1: 25.11 (50)			I1-I2: 32.59 (67)			0.72		Sp1: 111.00 (61)		
				Int2: 57.70 (69)			I2-I3: 18.84 (70)			2.39				
				Int3: 1:16.54 (70)			I3-I4: 12.75 (61)			3.09				
				Int4: 1:29.29 (69)			I4-Fin: 17.11 (67)			3.75				
				Fin: 1:46.40 (69)						4.88	126.22	Avg.: 93.11		
70	63	KOSI Klemen	SLO	Int1: 25.35 (69)			I1-I2: 32.55 (66)			0.96		Sp1: 111.96 (53)		
				Int2: 57.90 (70)			I2-I3: 18.60 (53)			2.59				
				Int3: 1:16.50 (69)			I3-I4: 12.97 (70)			3.05				
				Int4: 1:29.47 (70)			I4-Fin: 17.01 (65)			3.93				
				Fin: 1:46.48 (70)						4.96	128.19	Avg.: 93.04		
71	69	DE LA CUESTA Paul	SPA	Int1: 25.79 (76)			I1-I2: 32.81 (71)			1.40		Sp1: 114.94 (35)		
				Int2: 58.60 (74)			I2-I3: 18.66 (56)			3.29				
				Int3: 1:17.26 (73)			I3-I4: 12.67 (55)			3.81				
				Int4: 1:29.93 (71)			I4-Fin: 16.74 (45)			4.39				
				Fin: 1:46.67 (71)						5.15	132.87	Avg.: 92.88		
72	75	CRAWFORD Douglas	GBR	Int1: 25.39 (71)			I1-I2: 32.93 (73)			1.00		Sp1: 111.48 (57)		
				Int2: 58.32 (72)			I2-I3: 18.93 (73)			3.01				
				Int3: 1:17.25 (72)			I3-I4: 12.93 (69)			3.80				
				Int4: 1:30.18 (72)			I4-Fin: 17.59 (73)			4.64				
				Fin: 1:47.77 (72)						6.25	159.60	Avg.: 91.93		
73	61	VAN HEEK Marvin	NED	Int1: 25.28 (65)			I1-I2: 33.31 (74)			0.89		Sp1: 111.48 (57)		
				Int2: 58.59 (73)			I2-I3: 18.76 (65)			3.28				
				Int3: 1:17.35 (74)			I3-I4: 13.33 (75)			3.90				
				Int4: 1:30.68 (73)			I4-Fin: 17.79 (74)			5.14				
				Fin: 1:48.47 (73)						6.95	176.33	Avg.: 91.34		
74	82	MURAVYEV Ivan	RUS	Int1: 25.40 (72)			I1-I2: 33.36 (75)			1.01		Sp1: 105.79 (76)		
				Int2: 58.76 (75)			I2-I3: 19.20 (74)			3.45				
				Int3: 1:17.96 (75)			I3-I4: 12.99 (71)			4.51				
				Int4: 1:30.95 (74)			I4-Fin: 17.90 (75)			5.41				
				Fin: 1:48.85 (74)						7.33	185.32	Avg.: 91.02		
75	50	SPESCHA Christian	SUI	Int1: 24.82 (20)			I1-I2: 32.64 (69)			0.43		Sp1: 108.22 (72)		
				Int2: 57.46 (62)			I2-I3: 19.72 (76)			2.15				
				Int3: 1:17.18 (71)			I3-I4: 16.97 (76)			3.73				
				Int4: 1:34.15 (76)			I4-Fin: 17.21 (68)			8.61				
				Fin: 1:51.36 (75)						9.84	243.17	Avg.: 88.97		
76	85	DEBELAK Tilen	SLO	Int1: 25.73 (75)			I1-I2: 34.02 (76)			1.34		Sp1: 107.55 (74)		
				Int2: 59.75 (76)			I2-I3: 19.57 (75)			4.44				
				Int3: 1:19.32 (76)			I3-I4: 13.03 (73)			5.87				
				Int4: 1:32.35 (75)			I4-Fin: 19.04 (76)			6.81				
				Fin: 1:51.39 (76)						9.87	243.85	Avg.: 88.94		

**LEGEND**  
**Pos** Intermediate or Speed Position    **Int1:** Intermediate 1    **Int3:** Intermediate 3    **Sp1:** Speed Trap 1  
**Avg.** Average Speed for the race    **Int2:** Intermediate 2    **Int4:** Intermediate 4    **Fin:** Finish  
**Dist(m)** Distance behind the first

27-11-2012 / Beaver Creek (USA) / 1472

Page 8/8

Data Processing by LONGINES

www.fisalpine.com

LONGINES Timing

Generation Date: TUE 27 NOV 2012

Time: 13:13

Document: 77A 1.0





# AUDI FIS SKI WORLD CUP 2012/13 Beaver Creek (USA)



2nd MEN'S DOWNHILL

TUE 27 NOV 2012

## PERFORMANCE ANALYSIS 2 TRAINING 1

Number of Competitors: 85

Bib	Name	Nation	Positions			Partials			Difference		Speed								
			Pos.	Time	Rank	Pos.	Time	Rank	Time	Dist(m)	Pos.	Km/h	Rank						
1	SPORN Andrej	SLO	Int1: 24.85 (26)	Int2: 55.81 (3)	Int3: 1:13.66 (2)	Int4: 1:25.93 (5)	Fin: 1:42.48 (6)	11-12: 30.96 (2)	12-13: 17.85 (2)	13-14: 12.27 (19)	14-Fin: 16.55 (31)	0.46	0.50	0.21	0.39	0.96	25.78	Sp1: 118.08 (8)	Avg.: 96.67
2	POISSON David	FRA	Int1: 25.44 (73)	Int2: 57.02 (45)	Int3: 1:14.70 (15)	Int4: 1:27.02 (17)	Fin: 1:43.22 (13)	11-12: 31.58 (21)	12-13: 17.68 (1)	13-14: 12.32 (24)	14-Fin: 16.20 (5)	1.05	1.71	1.25	1.48	1.70	45.32	Sp1: 121.69 (1)	Avg.: 95.98
3	ROMAR Andreas	FIN	Int1: 25.27 (64)	Int2: 57.25 (58)	Int3: 1:15.60 (51)	Int4: 1:28.20 (51)	Fin: 1:45.03 (54)	11-12: 31.98 (43)	12-13: 18.35 (28)	13-14: 12.60 (49)	14-Fin: 16.83 (56)	0.88	1.94	2.15	2.66	3.51	91.97	Sp1: 114.94 (35)	Avg.: 94.33
4	KLOTZ Siegmund	ITA	Int1: 24.83 (23)	Int2: 56.00 (7)	Int3: 1:14.12 (8)	Int4: 1:26.90 (15)	Fin: 1:43.41 (17)	11-12: 31.17 (4)	12-13: 18.12 (12)	13-14: 12.78 (63)	14-Fin: 16.51 (25)	0.44	0.69	0.67	1.36	1.89	50.30	Sp1: 118.08 (8)	Avg.: 95.81
5	KUENG Patrick	SUI	Int1: 24.79 (16)	Int2: 56.60 (25)	Int3: 1:14.80 (17)	Int4: 1:26.97 (16)	Fin: 1:43.23 (14)	11-12: 31.81 (36)	12-13: 18.20 (15)	13-14: 12.17 (11)	14-Fin: 16.26 (8)	0.40	1.29	1.35	1.43	1.71	45.59	Sp1: 116.49 (17)	Avg.: 95.97
6	JANKA Carlo	SUI	Int1: 25.23 (62)	Int2: 56.69 (29)	Int3: 1:15.06 (26)	Int4: 1:27.22 (21)	Fin: 1:43.93 (23)	11-12: 31.46 (15)	12-13: 18.37 (31)	13-14: 12.16 (10)	14-Fin: 16.71 (43)	0.84	1.38	1.61	1.68	2.41	63.82	Sp1: 113.43 (47)	Avg.: 95.33
7	THOMSEN Benjamin	CAN	Int1: 24.77 (14)	Int2: 56.07 (10)	Int3: 1:14.09 (7)	Int4: 1:26.37 (7)	Fin: 1:42.91 (10)	11-12: 31.30 (11)	12-13: 18.02 (7)	13-14: 12.28 (21)	14-Fin: 16.54 (30)	0.38	0.76	0.64	0.83	1.39	37.17	Sp1: 120.27 (5)	Avg.: 96.27
8	CLAREY Johan	FRA	Int1: 24.98 (39)	Int2: 56.20 (11)	Int3: 1:14.21 (9)	Int4: 1:26.64 (11)	Fin: 1:42.91 (10)	11-12: 31.22 (7)	12-13: 18.01 (5)	13-14: 12.43 (33)	14-Fin: 16.27 (9)	0.59	0.89	0.76	1.10	1.39	37.17	Sp1: 115.45 (30)	Avg.: 96.27

27-11-2012 / Beaver Creek (USA) / 1472

Page 1/9

Data Processing by LONGINES

www.fisalpine.com

LONGINES Timing

Generation Date: TUE 27 NOV 2012

Time: 13:13

Document: 77B 1.0





**PERFORMANCE ANALYSIS 2 TRAINING 1**

Number of Competitors: 85

Bib	Name	Nation	Positions			Partials			Difference		Speed								
			Pos.	Time	Rank	Pos.	Time	Rank	Time	Dist(m)	Pos.	Km/h	Rank						
9	SVINDAL Aksel Lund	NOR	Int1: 24.76 (13)	Int2: 56.02 (8)	Int3: 1:13.88 (4)	Int4: 1:26.05 (6)	Fin: 1:42.40 (5)	I1-I2: 31.26 (10)	I2-I3: 17.86 (3)	I3-I4: 12.17 (11)	I4-Fin: 16.35 (15)	0.37	0.71	0.43	0.51	0.88	23.65	Sp1: 119.44 (6)	Avg.: 96.75
10	KROELL Klaus	AUT	Int1: 24.39 (1)	Int2: 55.64 (2)	Int3: 1:13.74 (3)	Int4: 1:25.54 (1)	Fin: 1:41.52 (1)	I1-I2: 31.25 (9)	I2-I3: 18.10 (11)	I3-I4: 11.80 (1)	I4-Fin: 15.98 (1)	0.00	0.33	0.29	0.00	0.00	0.00	Sp1: 118.62 (7)	Avg.: 97.59
11	THEAUX Adrien	FRA	Int1: 24.82 (20)	Int2: 56.22 (12)	Int3: 1:14.31 (10)	Int4: 1:26.41 (9)	Fin: 1:42.68 (7)	I1-I2: 31.40 (14)	I2-I3: 18.09 (10)	I3-I4: 12.10 (6)	I4-Fin: 16.27 (9)	0.43	0.91	0.86	0.87	1.16	31.09	Sp1: 121.40 (2)	Avg.: 96.49
12	REICHELTH Hannes	AUT	Int1: 24.77 (14)	Int2: 55.98 (5)	Int3: 1:14.69 (14)	Int4: 1:26.87 (14)	Fin: 1:43.08 (12)	I1-I2: 31.21 (6)	I2-I3: 18.71 (60)	I3-I4: 12.18 (13)	I4-Fin: 16.21 (6)	0.38	0.67	1.24	1.33	1.56	41.65	Sp1: 115.45 (30)	Avg.: 96.11
13	PARIS Dominik	ITA	Int1: 24.89 (29)	Int2: 56.48 (20)	Int3: 1:14.83 (21)	Int4: 1:27.55 (29)	Fin: 1:44.21 (28)	I1-I2: 31.59 (24)	I2-I3: 18.35 (28)	I3-I4: 12.72 (59)	I4-Fin: 16.66 (39)	0.50	1.17	1.38	2.01	2.69	71.04	Sp1: 115.71 (26)	Avg.: 95.07
14	BAUMANN Romed	AUT	Int1: 24.79 (16)	Int2: 57.58 (66)	Int3: 1:16.30 (65)	Int4: 1:28.55 (61)	Fin: 1:45.12 (58)	I1-I2: 32.79 (70)	I2-I3: 18.72 (63)	I3-I4: 12.25 (16)	I4-Fin: 16.57 (33)	0.40	2.27	2.85	3.01	3.60	94.25	Sp1: 115.71 (26)	Avg.: 94.25
15	DEFAGO Didier	SUI	Int1: 24.84 (24)	Int2: 56.41 (17)	Int3: 1:14.80 (17)	Int4: 1:27.29 (23)	Fin: 1:43.70 (20)	I1-I2: 31.57 (19)	I2-I3: 18.39 (34)	I3-I4: 12.49 (40)	I4-Fin: 16.41 (20)	0.45	1.10	1.35	1.75	2.18	57.85	Sp1: 117.28 (13)	Avg.: 95.54
16	GUAY Erik	CAN	Int1: 24.46 (3)	Int2: 56.02 (8)	Int3: 1:14.40 (12)	Int4: 1:26.38 (8)	Fin: 1:42.71 (8)	I1-I2: 31.56 (18)	I2-I3: 18.38 (33)	I3-I4: 11.98 (5)	I4-Fin: 16.33 (12)	0.07	0.71	0.95	0.84	1.19	31.88	Sp1: 113.18 (48)	Avg.: 96.46
17	JANSRUD Kjetil	NOR	Int1: 24.97 (37)	Int2: 56.31 (15)	Int3: 1:14.32 (11)	Int4: 1:26.42 (10)	Fin: 1:42.75 (9)	I1-I2: 31.34 (12)	I2-I3: 18.01 (5)	I3-I4: 12.10 (6)	I4-Fin: 16.33 (12)	0.58	1.00	0.87	0.88	1.23	32.94	Sp1: 114.18 (40)	Avg.: 96.42
18	PUCHNER Joachim	AUT	Int1: 24.99 (40)	Int2: 57.23 (57)	Int3: 1:15.46 (45)	Int4: 1:27.34 (26)	Fin: 1:43.94 (24)	I1-I2: 32.24 (59)	I2-I3: 18.23 (17)	I3-I4: 11.88 (2)	I4-Fin: 16.60 (37)	0.60	1.92	2.01	1.80	2.42	64.07	Sp1: 110.76 (62)	Avg.: 95.32

**PERFORMANCE ANALYSIS 2 TRAINING 1**

Number of Competitors: 85

Bib	Name	Nation	Positions			Partials			Difference		Speed		
			Pos.	Time	Rank	Pos.	Time	Rank	Time	Dist(m)	Pos.	Km/h	Rank
19	INNERHOFER Christof	ITA	Int1: 24.70 (8)			I1-I2: 31.22 (7)			0.31		Sp1: 118.08 (8)		
			Int2: 55.92 (4)			I2-I3: 18.02 (7)			0.61				
			Int3: 1:13.94 (6)			I3-I4: 11.94 (4)			0.49				
			Int4: 1:25.88 (4)			I4-Fin: 16.25 (7)			0.34				
			Fin: 1:42.13 (3)						0.61	16.44	Avg.: 97.01		
20	RAICH Benjamin	AUT	Int1: 25.02 (44)			I1-I2: 31.47 (16)			0.63		Sp1: 116.23 (20)		
			Int2: 56.49 (21)			I2-I3: 18.90 (72)			1.18				
			Int3: 1:15.39 (40)			I3-I4: 12.35 (27)			1.94				
			Int4: 1:27.74 (32)			I4-Fin: 16.51 (25)			2.20				
			Fin: 1:44.25 (30)						2.73	72.07	Avg.: 95.03		
21	BERTRAND Yannick	FRA	Int1: 24.74 (11)			I1-I2: 32.33 (62)			0.35		Sp1: 116.23 (20)		
			Int2: 57.07 (48)			I2-I3: 18.36 (30)			1.76				
			Int3: 1:15.43 (43)			I3-I4: 12.32 (24)			1.98				
			Int4: 1:27.75 (34)			I4-Fin: 16.76 (50)			2.21				
			Fin: 1:44.51 (40)						2.99	78.73	Avg.: 94.80		
22	FILL Peter	ITA	Int1: 25.08 (47)			I1-I2: 31.17 (4)			0.69		Sp1: 115.45 (30)		
			Int2: 56.25 (13)			I2-I3: 18.23 (17)			0.94				
			Int3: 1:14.48 (13)			I3-I4: 12.34 (26)			1.03				
			Int4: 1:26.82 (12)			I4-Fin: 17.43 (70)			1.28				
			Fin: 1:44.25 (30)						2.73	72.07	Avg.: 95.03		
23	FRANZ Max	AUT	Int1: 24.61 (5)			I1-I2: 31.38 (13)			0.22		Sp1: 115.45 (30)		
			Int2: 55.99 (6)			I2-I3: 17.91 (4)			0.68				
			Int3: 1:13.90 (5)			I3-I4: 11.89 (3)			0.45				
			Int4: 1:25.79 (2)			I4-Fin: 16.18 (3)			0.25				
			Fin: 1:41.97 (2)						0.45	12.14	Avg.: 97.16		
24	STECHERT Tobias	GER	Int1: 24.52 (4)			I1-I2: 31.94 (41)			0.13		Sp1: 108.22 (72)		
			Int2: 56.46 (18)			I2-I3: 18.42 (37)			1.15				
			Int3: 1:14.88 (23)			I3-I4: 12.43 (33)			1.43				
			Int4: 1:27.31 (24)			I4-Fin: 16.42 (21)			1.77				
			Fin: 1:43.73 (22)						2.21	58.63	Avg.: 95.51		
25	SULLIVAN Marco	USA	Int1: 24.74 (11)			I1-I2: 31.77 (33)			0.35		Sp1: 110.29 (65)		
			Int2: 56.51 (22)			I2-I3: 18.21 (16)			1.20				
			Int3: 1:14.72 (16)			I3-I4: 12.14 (8)			1.27				
			Int4: 1:26.86 (13)			I4-Fin: 16.43 (23)			1.32				
			Fin: 1:43.29 (16)						1.77	47.16	Avg.: 95.92		
26	GISIN Marc	SUI	Int1: 24.71 (9)			I1-I2: 32.19 (56)			0.32		Sp1: 110.76 (62)		
			Int2: 56.90 (41)			I2-I3: 18.37 (31)			1.59				
			Int3: 1:15.27 (34)			I3-I4: 12.68 (56)			1.82				
			Int4: 1:27.95 (44)			I4-Fin: 16.38 (16)			2.41				
			Fin: 1:44.33 (34)						2.81	74.12	Avg.: 94.96		
27	STREITBERGER Georg	AUT	Int1: 24.43 (2)			I1-I2: 30.88 (1)			0.04		Sp1: 121.40 (2)		
			Int2: 55.31 (1)			I2-I3: 18.14 (13)			0.00				
			Int3: 1:13.45 (1)			I3-I4: 12.39 (31)			0.00				
			Int4: 1:25.84 (3)			I4-Fin: 16.47 (24)			0.30				
			Fin: 1:42.31 (4)						0.79	21.25	Avg.: 96.84		
28	KEPPLER Stephan	GER	Int1: 24.85 (26)			I1-I2: 32.15 (54)			0.46		Sp1: 118.08 (8)		
			Int2: 57.00 (44)			I2-I3: 18.30 (22)			1.69				
			Int3: 1:15.30 (37)			I3-I4: 12.60 (49)			1.85				
			Int4: 1:27.90 (42)			I4-Fin: 16.57 (33)			2.36				
			Fin: 1:44.47 (38)						2.95	77.71	Avg.: 94.83		

**PERFORMANCE ANALYSIS 2 TRAINING 1**

Number of Competitors: 85

Bib	Name	Nation	Positions			Partials			Difference		Speed		
			Pos.	Time	Rank	Pos.	Time	Rank	Time	Dist(m)	Pos.	Km/h	Rank
29	ZURBRIGGEN Silvan	SUI	Int1: 24.91 (30)			I1-I2: 31.67 (31)			0.52		Sp1: 114.18 (40)		
			Int2: 56.58 (24)			I2-I3: 18.71 (60)			1.27				
			Int3: 1:15.29 (36)			I3-I4: 12.45 (36)			1.84				
			Int4: 1:27.74 (32)			I4-Fin: 16.53 (28)			2.20				
			Fin: 1:44.27 (32)						2.75	72.58	Avg.: 95.01		
30	HUDEEC Jan	CAN	Int1:			I1-I2:					Sp1:		
			Int2:			I2-I3:							
			Int3:			I3-I4:							
			Int4:			I4-Fin:							
			Fin: DNS								Avg.:		
31	GANONG Travis	USA	Int1: 25.04 (46)			I1-I2: 31.57 (19)			0.65		Sp1: 115.45 (30)		
			Int2: 56.61 (26)			I2-I3: 18.33 (24)			1.30				
			Int3: 1:14.94 (24)			I3-I4: 12.27 (19)			1.49				
			Int4: 1:27.21 (20)			I4-Fin: 16.05 (2)			1.67				
			Fin: 1:43.26 (15)						1.74	46.37	Avg.: 95.94		
32	FAYED Guillermo	FRA	Int1: 24.61 (5)			I1-I2: 31.65 (28)			0.22		Sp1: 110.06 (66)		
			Int2: 56.26 (14)			I2-I3: 18.61 (55)			0.95				
			Int3: 1:14.87 (22)			I3-I4: 12.54 (44)			1.42				
			Int4: 1:27.41 (27)			I4-Fin: 16.30 (11)			1.87				
			Fin: 1:43.71 (21)						2.19	58.11	Avg.: 95.53		
33	KOSTELIC Ivica	CRO	Int1: 25.22 (60)			I1-I2: 31.99 (44)			0.83		Sp1: 117.02 (14)		
			Int2: 57.21 (54)			I2-I3: 18.32 (23)			1.90				
			Int3: 1:15.53 (49)			I3-I4: 12.37 (28)			2.08				
			Int4: 1:27.90 (42)			I4-Fin: 16.53 (28)			2.36				
			Fin: 1:44.43 (36)						2.91	76.69	Avg.: 94.87		
34	LIGETY Ted	USA	Int1: 25.00 (41)			I1-I2: 31.63 (27)			0.61		Sp1: 110.76 (62)		
			Int2: 56.63 (28)			I2-I3: 18.54 (46)			1.32				
			Int3: 1:15.17 (29)			I3-I4: 12.68 (56)			1.72				
			Int4: 1:27.85 (38)			I4-Fin: 16.67 (40)			2.31				
			Fin: 1:44.52 (41)						3.00	78.99	Avg.: 94.79		
35	JERMAN Andrej	SLO	Int1: 24.97 (37)			I1-I2: 32.12 (52)			0.58		Sp1: 109.36 (67)		
			Int2: 57.09 (49)			I2-I3: 18.58 (50)			1.78				
			Int3: 1:15.67 (54)			I3-I4: 12.54 (44)			2.22				
			Int4: 1:28.21 (52)			I4-Fin: 16.88 (60)			2.67				
			Fin: 1:45.09 (57)						3.57	93.49	Avg.: 94.27		
36	KUCERA John	CAN	Int1:			I1-I2:					Sp1:		
			Int2:			I2-I3:							
			Int3:			I3-I4:							
			Int4:			I4-Fin:							
			Fin: DNS								Avg.:		
37	KROELL Johannes	AUT	Int1: 24.91 (30)			I1-I2: 32.61 (68)			0.52		Sp1: 113.93 (43)		
			Int2: 57.52 (64)			I2-I3: 18.80 (69)			2.21				
			Int3: 1:16.32 (66)			I3-I4: 12.88 (68)			2.87				
			Int4: 1:29.20 (68)			I4-Fin: 16.80 (52)			3.66				
			Fin: 1:46.00 (66)						4.48	116.31	Avg.: 93.46		
38	LUEOEND Vitus	SUI	Int1: 25.01 (43)			I1-I2: 32.20 (57)			0.62		Sp1: 114.43 (39)		
			Int2: 57.21 (54)			I2-I3: 18.67 (59)			1.90				
			Int3: 1:15.88 (59)			I3-I4: 12.46 (37)			2.43				
			Int4: 1:28.34 (55)			I4-Fin: 16.39 (18)			2.80				
			Fin: 1:44.73 (48)						3.21	84.35	Avg.: 94.60		

**PERFORMANCE ANALYSIS 2 TRAINING 1**


Number of Competitors: 85

Bib	Name	Nation	Positions			Partials			Difference		Speed		
			Pos.	Time	Rank	Pos.	Time	Rank	Time	Dist(m)	Pos.	Km/h	Rank
39	PERKO Rok	SLO	Int1: 24.84 (24)			I1-I2: 32.27 (60)			0.45		Sp1: 115.97 (22)		
			Int2: 57.11 (51)			I2-I3: 18.66 (56)			1.80				
			Int3: 1:15.77 (55)			I3-I4: 12.69 (58)			2.32				
			Int4: 1:28.46 (59)			I4-Fin: 16.18 (3)			2.92				
			Fin: 1:44.64 (45)						3.12	82.06	Avg.: 94.68		
40	MAYER Matthias	AUT	Int1: 24.93 (33)			I1-I2: 31.79 (34)			0.54		Sp1: 116.49 (17)		
			Int2: 56.72 (31)			I2-I3: 18.40 (35)			1.41				
			Int3: 1:15.12 (28)			I3-I4: 12.15 (9)			1.67				
			Int4: 1:27.27 (22)			I4-Fin: 16.42 (21)			1.73				
			Fin: 1:43.69 (18)						2.17	57.59	Avg.: 95.55		
41	FERSTL Josef	GER	Int1: 25.13 (53)			I1-I2: 31.93 (40)			0.74		Sp1: 107.32 (75)		
			Int2: 57.06 (47)			I2-I3: 18.48 (42)			1.75				
			Int3: 1:15.54 (50)			I3-I4: 12.59 (48)			2.09				
			Int4: 1:28.13 (49)			I4-Fin: 16.56 (32)			2.59				
			Fin: 1:44.69 (46)						3.17	83.33	Avg.: 94.63		
42	SANDER Andreas	GER	Int1: 24.63 (7)			I1-I2: 32.46 (63)			0.24		Sp1: 109.36 (67)		
			Int2: 57.09 (49)			I2-I3: 18.34 (27)			1.78				
			Int3: 1:15.43 (43)			I3-I4: 12.44 (35)			1.98				
			Int4: 1:27.87 (39)			I4-Fin: 16.75 (47)			2.33				
			Fin: 1:44.62 (44)						3.10	81.54	Avg.: 94.70		
43	SCHEIBER Florian	AUT	Int1: 24.73 (10)			I1-I2: 31.59 (24)			0.34		Sp1: 117.55 (12)		
			Int2: 56.32 (16)			I2-I3: 18.49 (44)			1.01				
			Int3: 1:14.81 (20)			I3-I4: 12.31 (23)			1.36				
			Int4: 1:27.12 (18)			I4-Fin: 16.57 (33)			1.58				
			Fin: 1:43.69 (18)						2.17	57.59	Avg.: 95.55		
44	OSBORNE-PARADIS Manuel	CAN	Int1: 24.93 (33)			I1-I2: 32.05 (46)			0.54		Sp1: 114.18 (40)		
			Int2: 56.98 (43)			I2-I3: 18.89 (71)			1.67				
			Int3: 1:15.87 (58)			I3-I4: 12.50 (41)			2.42				
			Int4: 1:28.37 (57)			I4-Fin: 16.81 (53)			2.83				
			Fin: 1:45.18 (59)						3.66	95.76	Avg.: 94.19		
45	COCHRAN-SIEGLE Ryan	USA	Int1: 24.94 (35)			I1-I2: 31.95 (42)			0.55		Sp1: 116.75 (16)		
			Int2: 56.89 (40)			I2-I3: 18.60 (53)			1.58				
			Int3: 1:15.49 (46)			I3-I4: 12.62 (51)			2.04				
			Int4: 1:28.11 (46)			I4-Fin: 16.34 (14)			2.57				
			Fin: 1:44.45 (37)						2.93	77.20	Avg.: 94.85		
46	NYMAN Steven	USA	Int1: 24.88 (28)			I1-I2: 31.92 (39)			0.49		Sp1: 115.71 (26)		
			Int2: 56.80 (35)			I2-I3: 18.47 (40)			1.49				
			Int3: 1:15.27 (34)			I3-I4: 12.50 (41)			1.82				
			Int4: 1:27.77 (35)			I4-Fin: 16.78 (51)			2.23				
			Fin: 1:44.55 (42)						3.03	79.76	Avg.: 94.76		
47	BERTHOLD Frederic	AUT	Int1: 25.00 (41)			I1-I2: 32.46 (63)			0.61		Sp1: 113.93 (43)		
			Int2: 57.46 (62)			I2-I3: 18.57 (48)			2.15				
			Int3: 1:16.03 (63)			I3-I4: 12.26 (18)			2.58				
			Int4: 1:28.29 (54)			I4-Fin: 16.75 (47)			2.75				
			Fin: 1:45.04 (56)						3.52	92.22	Avg.: 94.32		
48	PRIDY Conrad	CAN	Int1: 25.13 (53)			I1-I2: 31.58 (21)			0.74		Sp1: 115.97 (22)		
			Int2: 56.71 (30)			I2-I3: 18.78 (67)			1.40				
			Int3: 1:15.49 (46)			I3-I4: 12.63 (53)			2.04				
			Int4: 1:28.12 (48)			I4-Fin: 16.91 (61)			2.58				
			Fin: 1:45.03 (54)						3.51	91.97	Avg.: 94.33		

**PERFORMANCE ANALYSIS 2 TRAINING 1**

Number of Competitors: 85

Bib	Name	Nation	Positions			Partials			Difference		Speed		
			Pos.	Time	Rank	Pos.	Time	Rank	Time	Dist(m)	Pos.	Km/h	Rank
49	MARSAGLIA Matteo	ITA	Int1: 25.36 (70)			I1-I2: 32.21 (58)			0.97			Sp1: 112.20 (50)	
			Int2: 57.57 (65)			I2-I3: 18.33 (24)			2.26				
			Int3: 1:15.90 (61)			I3-I4: 12.21 (14)			2.45				
			Int4: 1:28.11 (46)			I4-Fin: 16.38 (16)			2.57				
			Fin: 1:44.49 (39)						2.97	78.22		Avg.: 94.81	
50	SPESCHA Christian	SUI	Int1: 24.82 (20)			I1-I2: 32.64 (69)			0.43			Sp1: 108.22 (72)	
			Int2: 57.46 (62)			I2-I3: 19.72 (76)			2.15				
			Int3: 1:17.18 (71)			I3-I4: 16.97 (76)			3.73				
			Int4: 1:34.15 (76)			I4-Fin: 17.21 (68)			8.61				
			Fin: 1:51.36 (75)						9.84	243.17		Avg.: 88.97	
51	BANK Ondrej	CZE	Int1: 25.13 (53)			I1-I2: 31.65 (28)			0.74			Sp1: 112.20 (50)	
			Int2: 56.78 (33)			I2-I3: 18.47 (40)			1.47				
			Int3: 1:15.25 (33)			I3-I4: 12.46 (37)			1.80				
			Int4: 1:27.71 (31)			I4-Fin: 16.57 (33)			2.17				
			Fin: 1:44.28 (33)						2.76	72.84		Avg.: 95.01	
52	ROGER Brice	FRA	Int1: 25.09 (48)			I1-I2: 32.31 (61)			0.70			Sp1: 108.67 (70)	
			Int2: 57.40 (61)			I2-I3: 18.26 (19)			2.09				
			Int3: 1:15.66 (53)			I3-I4: 12.38 (29)			2.21				
			Int4: 1:28.04 (45)			I4-Fin: 16.67 (40)			2.50				
			Fin: 1:44.71 (47)						3.19	83.84		Avg.: 94.62	
53	BOUILLOT Alexandre	FRA	Int1: 25.19 (58)			I1-I2: 32.13 (53)			0.80			Sp1: 115.97 (22)	
			Int2: 57.32 (59)			I2-I3: 18.19 (14)			2.01				
			Int3: 1:15.51 (48)			I3-I4: 13.11 (74)			2.06				
			Int4: 1:28.62 (62)			I4-Fin: 16.63 (38)			3.08				
			Fin: 1:45.25 (60)						3.73	97.53		Avg.: 94.13	
54	MAPLE Wiley	USA	Int1: 24.82 (20)			I1-I2: 31.80 (35)			0.43			Sp1: 111.24 (60)	
			Int2: 56.62 (27)			I2-I3: 18.77 (66)			1.31				
			Int3: 1:15.39 (40)			I3-I4: 12.75 (61)			1.94				
			Int4: 1:28.14 (50)			I4-Fin: 16.74 (45)			2.60				
			Fin: 1:44.88 (50)						3.36	88.16		Avg.: 94.46	
55	STRIEDINGER Otmar	AUT	Int1: 25.15 (57)			I1-I2: 32.07 (48)			0.76			Sp1: 116.49 (17)	
			Int2: 57.22 (56)			I2-I3: 18.58 (50)			1.91				
			Int3: 1:15.80 (56)			I3-I4: 12.54 (44)			2.35				
			Int4: 1:28.34 (55)			I4-Fin: 16.67 (40)			2.80				
			Fin: 1:45.01 (53)						3.49	91.46		Avg.: 94.35	
56	KLINE Bostjan	SLO	Int1: 25.26 (63)			I1-I2: 31.58 (21)			0.87			Sp1: 111.72 (56)	
			Int2: 56.84 (37)			I2-I3: 18.57 (48)			1.53				
			Int3: 1:15.41 (42)			I3-I4: 12.41 (32)			1.96				
			Int4: 1:27.82 (37)			I4-Fin: 16.75 (47)			2.28				
			Fin: 1:44.57 (43)						3.05	80.27		Avg.: 94.74	
57	COOK Dustin	CAN	Int1:			I1-I2:						Sp1:	
			Int2:			I2-I3:							
			Int3:			I3-I4:							
			Int4:			I4-Fin:							
			Fin: DNS									Avg.:	
58	HEEL Werner	ITA	Int1: 24.80 (18)			I1-I2: 32.06 (47)			0.41			Sp1: 115.97 (22)	
			Int2: 56.86 (38)			I2-I3: 18.08 (9)			1.55				
			Int3: 1:14.94 (24)			I3-I4: 12.25 (16)			1.49				
			Int4: 1:27.19 (19)			I4-Fin: 16.92 (62)			1.65				
			Fin: 1:44.11 (25)						2.59	68.46		Avg.: 95.16	



**PERFORMANCE ANALYSIS 2 TRAINING 1**

Number of Competitors: 85

Bib	Name	Nation	Positions			Partials			Difference		Speed		
			Pos.	Time	Rank	Pos.	Time	Rank	Time	Dist(m)	Pos.	Km/h	Rank
59	HEDIN Douglas	SWE	Int1: 24.92 (32)			I1-I2: 31.60 (26)			0.53			Sp1: 112.20 (50)	
			Int2: 56.52 (23)			I2-I3: 18.58 (50)			1.21				
			Int3: 1:15.10 (27)			I3-I4: 12.22 (15)			1.65				
			Int4: 1:27.32 (25)			I4-Fin: 16.86 (58)			1.78				
			Fin: 1:44.18 (27)						2.66	70.27		Avg.: 95.10	
60	GRUENENFELDER Tobias	SUI	Int1: 25.03 (45)			I1-I2: 32.11 (51)			0.64			Sp1: 114.94 (35)	
			Int2: 57.14 (52)			I2-I3: 18.66 (56)			1.83				
			Int3: 1:15.80 (56)			I3-I4: 13.00 (72)			2.35				
			Int4: 1:28.80 (64)			I4-Fin: 16.85 (57)			3.26				
			Fin: 1:45.65 (62)						4.13	107.58		Avg.: 93.77	
61	VAN HEEK Marvin	NED	Int1: 25.28 (65)			I1-I2: 33.31 (74)			0.89			Sp1: 111.48 (57)	
			Int2: 58.59 (73)			I2-I3: 18.76 (65)			3.28				
			Int3: 1:17.35 (74)			I3-I4: 13.33 (75)			3.90				
			Int4: 1:30.68 (73)			I4-Fin: 17.79 (74)			5.14				
			Fin: 1:48.47 (73)						6.95	176.33		Avg.: 91.34	
62	TERRA Ferran	SPA	Int1: 25.10 (49)			I1-I2: 32.53 (65)			0.71			Sp1: 111.48 (57)	
			Int2: 57.63 (67)			I2-I3: 18.29 (20)			2.32				
			Int3: 1:15.92 (62)			I3-I4: 12.84 (66)			2.47				
			Int4: 1:28.76 (63)			I4-Fin: 16.82 (54)			3.22				
			Fin: 1:45.58 (61)						4.06	105.83		Avg.: 93.84	
63	KOSI Klemen	SLO	Int1: 25.35 (69)			I1-I2: 32.55 (66)			0.96			Sp1: 111.96 (53)	
			Int2: 57.90 (70)			I2-I3: 18.60 (53)			2.59				
			Int3: 1:16.50 (69)			I3-I4: 12.97 (70)			3.05				
			Int4: 1:29.47 (70)			I4-Fin: 17.01 (65)			3.93				
			Fin: 1:46.48 (70)						4.96	128.19		Avg.: 93.04	
64	BIESEMEYER Thomas	USA	Int1: 24.95 (36)			I1-I2: 31.83 (37)			0.56			Sp1: 115.71 (26)	
			Int2: 56.78 (33)			I2-I3: 18.44 (38)			1.47				
			Int3: 1:15.22 (31)			I3-I4: 12.30 (22)			1.77				
			Int4: 1:27.52 (28)			I4-Fin: 16.82 (54)			1.98				
			Fin: 1:44.34 (35)						2.82	74.38		Avg.: 94.95	
65	PRIDY Morgan	CAN	Int1: 25.28 (65)			I1-I2: 32.09 (49)			0.89			Sp1: 112.69 (49)	
			Int2: 57.37 (60)			I2-I3: 18.79 (68)			2.06				
			Int3: 1:16.16 (64)			I3-I4: 12.73 (60)			2.71				
			Int4: 1:28.89 (67)			I4-Fin: 17.29 (69)			3.35				
			Fin: 1:46.18 (68)						4.66	120.78		Avg.: 93.31	
66	GLEBOV Alexander	RUS	Int1: 25.11 (50)			I1-I2: 32.59 (67)			0.72			Sp1: 111.00 (61)	
			Int2: 57.70 (69)			I2-I3: 18.84 (70)			2.39				
			Int3: 1:16.54 (70)			I3-I4: 12.75 (61)			3.09				
			Int4: 1:29.29 (69)			I4-Fin: 17.11 (67)			3.75				
			Fin: 1:46.40 (69)						4.88	126.22		Avg.: 93.11	
67	ZRNCIC-DIM Natko	CRO	Int1: 24.81 (19)			I1-I2: 32.09 (49)			0.42			Sp1: 120.55 (4)	
			Int2: 56.90 (41)			I2-I3: 18.29 (20)			1.59				
			Int3: 1:15.19 (30)			I3-I4: 12.62 (51)			1.74				
			Int4: 1:27.81 (36)			I4-Fin: 16.40 (19)			2.27				
			Fin: 1:44.21 (28)						2.69	71.04		Avg.: 95.07	
68	WEIBRECHT Andrew	USA	Int1: 25.33 (67)			I1-I2: 31.14 (3)			0.94			Sp1: 111.96 (53)	
			Int2: 56.47 (19)			I2-I3: 18.33 (24)			1.16				
			Int3: 1:14.80 (17)			I3-I4: 12.83 (64)			1.35				
			Int4: 1:27.63 (30)			I4-Fin: 16.52 (27)			2.09				
			Fin: 1:44.15 (26)						2.63	69.49		Avg.: 95.12	

**PERFORMANCE ANALYSIS 2 TRAINING 1**

Number of Competitors: 85

Bib	Name	Nation	Positions			Partials			Difference		Speed		
			Pos.	Time	Rank	Pos.	Time	Rank	Time	Dist(m)	Pos.	Km/h	Rank
69	DE LA CUESTA Paul	SPA	Int1: 25.79 (76)			I1-I2: 32.81 (71)			1.40		Sp1: 114.94 (35)		
			Int2: 58.60 (74)			I2-I3: 18.66 (56)			3.29				
			Int3: 1:17.26 (73)			I3-I4: 12.67 (55)			3.81				
			Int4: 1:29.93 (71)			I4-Fin: 16.74 (45)			4.39				
			Fin: 1:46.67 (71)						5.15	132.87	Avg.: 92.88		
70	BALDWIN TJ	GBR	Int1: 25.49 (74)			I1-I2: 32.18 (55)			1.10		Sp1: 108.67 (70)		
			Int2: 57.67 (68)			I2-I3: 18.72 (63)			2.36				
			Int3: 1:16.39 (67)			I3-I4: 12.47 (39)			2.94				
			Int4: 1:28.86 (66)			I4-Fin: 16.87 (59)			3.32				
			Fin: 1:45.73 (64)						4.21	109.58	Avg.: 93.70		
71	BJERKESTRAND Iver	NOR	Int1: 25.11 (50)			I1-I2: 32.90 (72)			0.72		Sp1: 111.96 (53)		
			Int2: 58.01 (71)			I2-I3: 18.41 (36)			2.70				
			Int3: 1:16.42 (68)			I3-I4: 12.38 (29)			2.97				
			Int4: 1:28.80 (64)			I4-Fin: 16.92 (62)			3.26				
			Fin: 1:45.72 (63)						4.20	109.33	Avg.: 93.71		
72	DE TESSIERES Gauthier	FRA	Int1: 25.22 (60)			I1-I2: 31.83 (37)			0.83		Sp1: 117.02 (14)		
			Int2: 57.05 (46)			I2-I3: 18.56 (47)			1.74				
			Int3: 1:15.61 (52)			I3-I4: 12.86 (67)			2.16				
			Int4: 1:28.47 (60)			I4-Fin: 17.53 (71)			2.93				
			Fin: 1:46.00 (66)						4.48	116.31	Avg.: 93.46		
73	RUBIE Brennan	USA	Int1:			I1-I2:					Sp1:		
			Int2:			I2-I3:							
			Int3:			I3-I4:							
			Int4:			I4-Fin:							
			Fin: DNS								Avg.:		
74	BERTHOD Marc	SUI	Int1: 25.19 (58)			I1-I2: 31.99 (44)			0.80		Sp1: 109.13 (69)		
			Int2: 57.18 (53)			I2-I3: 18.71 (60)			1.87				
			Int3: 1:15.89 (60)			I3-I4: 12.53 (43)			2.44				
			Int4: 1:28.42 (58)			I4-Fin: 17.54 (72)			2.88				
			Fin: 1:45.96 (65)						4.44	115.32	Avg.: 93.50		
75	CRAWFORD Douglas	GBR	Int1: 25.39 (71)			I1-I2: 32.93 (73)			1.00		Sp1: 111.48 (57)		
			Int2: 58.32 (72)			I2-I3: 18.93 (73)			3.01				
			Int3: 1:17.25 (72)			I3-I4: 12.93 (69)			3.80				
			Int4: 1:30.18 (72)			I4-Fin: 17.59 (73)			4.64				
			Fin: 1:47.77 (72)						6.25	159.60	Avg.: 91.93		
76	VILETTA Sandro	SUI	Int1: 25.34 (68)			I1-I2: 31.53 (17)			0.95		Sp1: 114.94 (35)		
			Int2: 56.87 (39)			I2-I3: 18.51 (45)			1.56				
			Int3: 1:15.38 (39)			I3-I4: 12.83 (64)			1.93				
			Int4: 1:28.21 (52)			I4-Fin: 16.72 (44)			2.67				
			Fin: 1:44.93 (52)						3.41	89.43	Avg.: 94.42		
77	GOLDBERG Jared	USA	Int1: 25.14 (56)			I1-I2: 31.68 (32)			0.75		Sp1: 113.93 (43)		
			Int2: 56.82 (36)			I2-I3: 18.48 (42)			1.51				
			Int3: 1:15.30 (37)			I3-I4: 12.57 (47)			1.85				
			Int4: 1:27.87 (39)			I4-Fin: 16.95 (64)			2.33				
			Fin: 1:44.82 (49)						3.30	86.64	Avg.: 94.52		
78	EISATH Florian	ITA	Int1:			I1-I2:					Sp1:		
			Int2:			I2-I3:							
			Int3:			I3-I4:							
			Int4:			I4-Fin:							
			Fin: DNS								Avg.:		

**PERFORMANCE ANALYSIS 2 TRAINING 1**

Number of Competitors: 85

Bib	Name	Nation	Positions			Partials			Difference		Speed		
			Pos.	Time	Rank	Pos.	Time	Rank	Time	Dist(m)	Pos.	Km/h	Rank
79	CAVIEZEL Gino	SUI	Int1:			I1-I2:					Sp1:		
			Int2:			I2-I3:							
			Int3:			I3-I4:							
			Int4:			I4-Fin:					Avg.:		
			Fin:	DNS									
80	BORSOTTI Giovanni	ITA	Int1:			I1-I2:					Sp1:		
			Int2:			I2-I3:							
			Int3:			I3-I4:							
			Int4:			I4-Fin:					Avg.:		
			Fin:	DNS									
81	FRISCH Jeffrey	CAN	Int1:	25.12	(52)	I1-I2:	31.65	(28)	0.73		Sp1:	113.93	(43)
			Int2:	56.77	(32)	I2-I3:	18.46	(39)	1.46				
			Int3:	1:15.23	(32)	I3-I4:	12.65	(54)	1.78				
			Int4:	1:27.88	(41)	I4-Fin:	17.01	(65)	2.34				
			Fin:	1:44.89	(51)				3.37	88.42	Avg.:	94.45	
82	MURAVYEV Ivan	RUS	Int1:	25.40	(72)	I1-I2:	33.36	(75)	1.01		Sp1:	105.79	(76)
			Int2:	58.76	(75)	I2-I3:	19.20	(74)	3.45				
			Int3:	1:17.96	(75)	I3-I4:	12.99	(71)	4.51				
			Int4:	1:30.95	(74)	I4-Fin:	17.90	(75)	5.41				
			Fin:	1:48.85	(74)				7.33	185.32	Avg.:	91.02	
83	TUMLER Thomas	SUI	Int1:			I1-I2:					Sp1:		
			Int2:			I2-I3:							
			Int3:			I3-I4:							
			Int4:			I4-Fin:					Avg.:		
			Fin:	DNS									
84	DE ALIPRANDINI Luca	ITA	Int1:			I1-I2:					Sp1:		
			Int2:			I2-I3:							
			Int3:			I3-I4:							
			Int4:			I4-Fin:					Avg.:		
			Fin:	DNS									
85	DEBELAK Tilen	SLO	Int1:	25.73	(75)	I1-I2:	34.02	(76)	1.34		Sp1:	107.55	(74)
			Int2:	59.75	(76)	I2-I3:	19.57	(75)	4.44				
			Int3:	1:19.32	(76)	I3-I4:	13.03	(73)	5.87				
			Int4:	1:32.35	(75)	I4-Fin:	19.04	(76)	6.81				
			Fin:	1:51.39	(76)				9.87	243.85	Avg.:	88.94	

<b>LEGEND</b>							
<b>Pos</b>	Intermediate or Speed Position	<b>Int1:</b>	Intermediate 1	<b>Int4:</b>	Intermediate 4	<b>DNS</b>	Did Not Start
<b>Avg.</b>	Average Speed for the race	<b>Int2:</b>	Intermediate 2	<b>Sp1:</b>	Speed Trap 1	<b>Fin:</b>	Finish
<b>Dist(m)</b>	Distance behind the first	<b>Int3:</b>	Intermediate 3				

