



Audi FIS Ski World Cup 2012/2013  
Levi FIN

LONGINES



AUDI FIS SKI WORLD CUP 2012/2013  
Levi (FIN)



1st LADIES' SLALOM

SAT 10 NOV 2012

ALPHABETICAL LIST OF COMPETITORS

Number of Competitors: 72, Number of NSA: 20

NSA	FIS Code	Name	FIS Points (8th of November 2012 – List 4)									
			DH		SL		GS		SG		SC	
<b>AND</b> (1)	25096	<b>GUTIERREZ Mireia</b>	70.55	(208)	20.23	(161)	29.85	(332)	51.20	(280)	69.28	(171)
<b>AUT</b> (9)	55898	<b>BREM Eva-Maria</b>	85.11	(276)	13.83	(77)	5.44	(22)	50.48	(274)	23.74	(40)
	55807	<b>DAUM Alexandra</b>	391.53	(1288)	6.35	(32)	71.70	(1380)	148.35	(1456)	191.04	(764)
	56059	<b>DEPAULI Jessica</b>	16.34	(45)	8.50	(39)	11.69	(68)	37.49	(177)	24.28	(42)
	55690	<b>HOSP Nicole</b>	24.74	(58)	5.95	(27)	11.14	(63)	4.92	(21)	2.15	(3)
	55759	<b>KIRCHGASSER Michaela</b>	49.50	(128)	2.67	(2)	5.58	(24)	26.48	(112)	17.34	(38)
	56032	<b>SCHILD Bernadette</b>	251.13	(1068)	5.99	(29)	7.06	(34)	135.93	(1330)	90.42	(276)
	55590	<b>SCHILD Marlies</b>	15.75	(42)	0.00	(1)	5.27	(18)	16.88	(64)	14.04	(36)
	55977	<b>THALMANN Carmen</b>	158.18	(672)	5.88	(25)	17.47	(133)	79.52	(613)	49.74	(90)
	55838	<b>ZETTEL Kathrin</b>	33.86	(87)	3.50	(5)	4.57	(12)	20.22	(79)	3.62	(5)
<b>BEL</b> (1)	65038	<b>PERSYN Karen</b>	999.00	(1430)	15.42	(95)	68.64	(1305)	332.42	(2339)	-	-
<b>CAN</b> (5)	105269	<b>GAGNON Marie-Michele</b>	62.89	(175)	4.43	(10)	5.43	(21)	29.66	(132)	4.84	(12)
	106961	<b>MIELZYNSKI Erin</b>	115.22	(429)	5.08	(15)	18.20	(145)	82.86	(648)	160.95	(646)
	107068	<b>PHELAN Brittany</b>	117.84	(454)	11.49	(61)	40.19	(543)	70.01	(506)	157.08	(627)
	105615	<b>ROUTHIER Eve</b>	460.94	(1326)	11.16	(58)	36.63	(466)	342.45	(2354)	256.53	(985)
	106183	<b>TERWIEL Eili</b>	157.17	(662)	11.04	(57)	29.46	(323)	150.93	(1481)	97.34	(317)
<b>CRO</b> (1)	385041	<b>NOVOSELIC Sofija</b>	208.92	(930)	21.92	(182)	28.71	(306)	61.93	(398)	62.07	(138)
<b>CZE</b> (2)	155728	<b>DUBOVSKA Martina</b>	-	-	15.26	(91)	21.53	(190)	104.88	(934)	153.94	(618)
	155415	<b>ZAHROBSKA Sarka</b>	95.60	(336)	5.93	(26)	31.60	(360)	102.45	(900)	82.71	(233)
<b>EST</b> (1)	395015	<b>TOBI Triin</b>	336.48	(1229)	66.62	(1135)	66.01	(1244)	128.18	(1234)	286.65	(1071)
<b>FIN</b> (5)	185337	<b>HOLM Sandra</b>	344.72	(1240)	31.65	(340)	43.00	(602)	86.68	(696)	268.14	(1017)
	185364	<b>JUUTINEN Jutta</b>	140.93	(569)	29.24	(303)	38.99	(526)	70.84	(523)	161.02	(647)
	185140	<b>POUTIAINEN Tanja</b>	528.88	(1362)	3.69	(6)	5.06	(16)	167.13	(1623)	44.19	(74)
	185317	<b>SOPPELA Merle</b>	-	-	14.86	(85)	22.36	(200)	113.88	(1041)	112.29	(398)
	185334	<b>TOIVONEN Lotta</b>	-	-	32.40	(353)	65.92	(1239)	132.27	(1283)	119.18	(440)
<b>FRA</b> (8)	195972	<b>AUBERT Sandrine</b>	169.92	(741)	7.60	(35)	33.77	(400)	59.25	(365)	61.59	(137)
	196725	<b>BARIOZ Taina</b>	38.33	(98)	15.84	(101)	4.72	(13)	31.04	(138)	35.11	(57)
	196726	<b>BARTHET Anne-Sophie</b>	30.04	(75)	5.70	(22)	9.84	(49)	18.50	(74)	5.81	(24)



**ALPHABETICAL LIST OF COMPETITORS**

Number of Competitors: 72, Number of NSA: 20

NSA	FIS Code	Name	FIS Points (8th of November 2012 – List 4)									
			DH		SL		GS		SG		SC	
<b>FRA</b> (8)	196179	<b>BERTRAND Marion</b>	365.61	(1258)	11.98	(65)	5.81	(28)	44.90	(227)	136.38	(535)
	196793	<b>MARMOTTAN Anemone</b>	142.16	(578)	12.79	(68)	5.35	(20)	35.69	(170)	66.86	(159)
	196803	<b>MOUGEL Laurie</b>	365.61	(1258)	9.59	(44)	23.91	(221)	59.37	(366)	138.70	(548)
	196806	<b>NOENS Nastasia</b>	62.31	(171)	4.62	(11)	17.60	(138)	51.24	(282)	25.70	(43)
	196928	<b>WORLEY Tessa</b>	26.30	(62)	5.96	(28)	2.09	(5)	17.40	(67)	5.81	(24)
<b>GER</b> (9)	206035	<b>CHMELAR Fanny</b>	76.37	(236)	8.20	(38)	28.11	(289)	73.28	(548)	70.30	(176)
	205168	<b>DUERR Katharina</b>	81.00	(257)	16.83	(110)	63.81	(1178)	79.68	(614)	111.40	(395)
	206355	<b>DUERR Lena</b>	32.85	(85)	4.87	(12)	5.75	(27)	14.99	(59)	30.52	(49)
	206497	<b>FILSER Andrea</b>	63.61	(179)	17.76	(124)	23.65	(215)	54.29	(315)	68.42	(165)
	206279	<b>GEIGER Christina</b>	58.08	(151)	5.13	(16)	26.90	(265)	63.83	(419)	59.34	(127)
	206001	<b>HOEFL-RIESCH Maria</b>	2.92	(4)	3.72	(7)	5.01	(15)	3.33	(6)	2.51	(4)
	206290	<b>HUEBNER Monica</b>	111.69	(412)	13.23	(73)	19.39	(162)	51.08	(279)	78.20	(211)
	206174	<b>STABER Veronika</b>	168.57	(732)	8.69	(40)	11.07	(62)	117.27	(1097)	-	
	205239	<b>WIRTH Barbara</b>	193.20	(864)	12.96	(70)	8.12	(40)	83.56	(656)	78.41	(213)
<b>ITA</b> (6)	297851	<b>AZZOLA Michela</b>	43.57	(114)	9.07	(42)	12.05	(71)	30.31	(137)	44.55	(75)
	297601	<b>BRIGNONE Federica</b>	44.54	(116)	10.80	(55)	3.17	(7)	24.92	(105)	5.67	(21)
	296354	<b>COSTAZZA Chiara</b>	146.58	(606)	9.47	(43)	39.50	(535)	171.51	(1665)	96.42	(307)
	296509	<b>CURTONI Irene</b>	381.33	(1277)	5.19	(18)	3.88	(8)	337.32	(2350)	321.48	(1161)
	295435	<b>GIUS Nicole</b>	999.00	(1430)	11.43	(60)	20.66	(182)	332.42	(2339)	-	
	296259	<b>MOELGG Manuela</b>	189.66	(851)	4.99	(13)	5.61	(25)	259.52	(2143)	350.94	(1226)
<b>JPN</b> (2)	306249	<b>HASEGAWA Emi</b>	575.40	(1378)	7.97	(36)	10.16	(52)	83.82	(659)	192.55	(768)
	306096	<b>HOSHI Mizue</b>	429.78	(1310)	10.08	(46)	12.58	(77)	60.42	(377)	139.52	(550)
<b>LIE</b> (1)	355040	<b>NIGG Marina</b>	-		12.57	(66)	89.67	(1839)	314.62	(2300)	-	
<b>NOR</b> (2)	425887	<b>LOESETH Mona</b>	56.07	(147)	15.76	(99)	7.65	(39)	28.35	(124)	6.84	(32)
	425771	<b>LOESETH Nina</b>	622.83	(1390)	10.38	(47)	31.94	(367)	89.14	(733)	167.00	(679)
<b>POL</b> (1)	435189	<b>KLUS Aleksandra</b>	187.11	(834)	17.54	(122)	29.62	(326)	63.84	(420)	68.52	(167)
<b>SLO</b> (3)	565320	<b>FERK Marusa</b>	5.65	(23)	9.02	(41)	23.14	(209)	20.12	(78)	4.20	(6)
	565398	<b>HAFNER Ula</b>	212.97	(946)	19.24	(148)	13.74	(93)	64.22	(426)	50.47	(93)
	565243	<b>MAZE Tina</b>	4.51	(9)	3.00	(3)	1.76	(3)	2.86	(4)	1.97	(2)
<b>SUI</b> (3)	516005	<b>HANGL Celina</b>	-		13.01	(71)	14.98	(108)	116.27	(1080)	-	
	516280	<b>HOLDENER Wendy</b>	31.15	(78)	10.00	(45)	12.73	(80)	22.02	(86)	5.60	(20)
	516109	<b>VOGEL Nadja</b>	49.71	(129)	15.44	(96)	17.82	(140)	28.86	(126)	67.13	(160)
<b>SVK</b> (1)	705287	<b>VELEZ ZUZULOVA Veronika</b>	229.92	(992)	3.32	(4)	8.96	(45)	139.23	(1368)	28.65	(47)
<b>SWE</b> (9)	505610	<b>BORSSEN Therese</b>	389.43	(1286)	3.99	(8)	63.21	(1162)	268.62	(2171)	233.49	(905)
	506350	<b>EKLUND Nathalie</b>	158.07	(670)	6.00	(31)	14.15	(98)	49.03	(266)	84.26	(240)
	506664	<b>FJAELLSTROEM Magdalena</b>	45.99	(120)	19.67	(155)	12.93	(84)	35.39	(166)	57.31	(118)

**ALPHABETICAL LIST OF COMPETITORS**

**Number of Competitors: 72, Number of NSA: 20**

NSA	FIS Code	Name	FIS Points (8th of November 2012 – List 4)				
			DH	SL	GS	SG	SC
<b>SWE</b> (9)	505679	<b>HANSDOTTER Frida</b>	203.73 (907)	4.10 (9)	11.14 (63)	128.48 (1239)	90.09 (273)
	506399	<b>HECTOR Sara</b>	52.21 (135)	15.69 (97)	8.48 (43)	22.09 (88)	59.70 (130)
	505760	<b>PIETILAE-HOLMNER Maria</b>	67.43 (194)	5.06 (14)	8.37 (41)	50.12 (272)	46.49 (80)
	505908	<b>SMEDH Veronica</b>	64.40 (183)	12.85 (69)	12.46 (76)	40.58 (201)	91.12 (281)
	506146	<b>SWENN-LARSSON Anna</b>	417.96 (1303)	5.43 (21)	13.16 (86)	65.99 (448)	71.98 (181)
	506341	<b>WIKSTROEM Emelie</b>	90.26 (296)	5.20 (19)	23.81 (219)	69.48 (499)	74.62 (197)
<b>USA</b> (2)	537792	<b>DUKE Hailey</b>	999.00 (1430)	10.83 (56)	31.91 (365)	999.00 (2597)	–
	6535237	<b>SHIFFRIN Mikaela</b>	–	5.17 (17)	9.89 (51)	43.70 (222)	76.59 (206)

<b>LEGEND</b>	<b>DH</b> Downhill	<b>SL</b> Slalom	<b>GS</b> Giant Slalom	<b>SG</b> Super-G	<b>SC</b> Super Combined
---------------	--------------------	------------------	------------------------	-------------------	--------------------------

10-11-2012 / Levi (FIN) / 5382

Page 3/3

Data Processing by LONGINES

[www.fisalpine.com](http://www.fisalpine.com)

LONGINES Timing

Generation Date: FRI 9 NOV 2012

Time: 19:44

Document: 32E 1.0





Audi FIS Ski World Cup 2012/2013  
Levi FIN



AUDI FIS SKI WORLD CUP 2012/2013  
Levi (FIN)



1st LADIES' SLALOM  
DRAW LIST BY POINTS

SAT 10 NOV 2012

Number of Competitors: 72, Number of NSA: 20 Ranked 100 in the FIS List: LOESETH M. FIS Pts: 15.76

No.	FIS Code	Name	NSA	WC SL-SL	WC SL-O	FIS-SL
1	55590	SCHILD Marlies	AUT	760 (1)	881 (7)	0.00 (1)
2	55759	KIRCHGASSER Michaela	AUT	452 (2)	546 (11)	2.67 (2)
3	565243	MAZE Tina	SLO	413 (3)	1435 (2)	3.00 (3)
4	705287	VELEZ ZUZULOVA Veronika	SVK	377 (4)	389 (21)	3.32 (4)
5	55838	ZETTEL Kathrin	AUT	356 (5)	623 (10)	3.50 (5)
6	185140	POUTIAINEN Tanja	FIN	334 (6)	474 (14)	3.69 (6)
7	206001	HOEFL-RIESCH Maria	GER	330 (7)	1188 (3)	3.72 (7)
8	505610	BORSSEN Therese	SWE	299 (8)	299 (26)	3.99 (8)
9	505679	HANSDOTTER Frida	SWE	286 (9)	309 (25)	4.10 (9)
10	105269	GAGNON Marie-Michele	CAN	248 (10)	405 (16)	4.43 (10)
11	196806	NOENS Nastasia	FRA	226 (11)	226 (35)	4.62 (11)
12	206355	DUERR Lena	GER	197 (12)	282 (29)	4.87 (12)
13	296259	MOELGG Manuela	ITA	184 (13)	275 (31)	4.99 (13)
14	505760	PIETILAE-HOLMNER Maria	SWE	176 (14)	228 (34)	5.06 (14)
15	106961	MIELZYNSKI Erin	CAN	173 (15)	173 (42)	5.08 (15)
16	+500 196928	WORLEY Tessa	FRA	71 (28)	529 (12)	5.96 (25)
17	206279	GEIGER Christina	GER	167 (16)	167 (43)	5.13 (16)
18	6535237	SHIFFRIN Mikaela	USA	163 (17)	167 (43)	5.17 (17)
19	296509	CURTONI Irene	ITA	160 (18)	404 (17)	5.19 (18)
20	506341	WIKSTROEM Emelie	SWE	159 (19)	159 (47)	5.20 (19)
21	506146	SWENN-LARSSON Anna	SWE	133 (21)	133 (56)	5.43 (20)
22	196726	BARTHET Anne-Sophie	FRA	101 (22)	147 (51)	5.70 (21)
23	55977	THALMANN Carmen	AUT	81 (25)	81 (70)	5.88 (22)
24	155415	ZAHROBSKA Sarka	CZE	75 (26)	75 (71)	5.93 (23)
25	55690	HOSP Nicole	AUT	73 (27)	337 (23)	5.95 (24)
26	56032	SCHILD Bernadette	AUT	68 (29)	68 (76)	5.99 (26)
27	55807	DAUM Alexandra	AUT	61 (31)	61 (78)	6.35 (28)
28	516280	HOLDENER Wendy	SUI	60 (32)	98 (66)	10.00 (38)
29	206035	CHMELAR Fanny	GER	59 (33)	59 (79)	8.20 (31)
30	195972	AUBERT Sandrine	FRA	57 (34)	57 (81)	7.60 (29)
31	506350	EKLUND Nathalie	SWE	24 (37)	24 (94)	6.00 (27)
32	306249	HASEGAWA Emi	JPN	-	-	7.97 (30)
33	56059	DEPAULI Jessica	AUT	20 (41)	26 (92)	8.50 (32)
34	206174	STABER Veronika	GER	12 (49)	12 (108)	8.69 (33)
35	565320	FERK Marusa	SLO	-	160 (46)	9.02 (34)
36	297851	AZZOLA Michela	ITA	-	-	9.07 (35)
37	296354	COSTAZZA Chiara	ITA	22 (40)	22 (97)	9.47 (36)

10-11-2012 / Levi (FIN) / 5382

Page 1/2

Data Processing by LONGINES

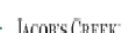
www.fisalpine.com

LONGINES Timing

Generation Date: FRI 9 NOV 2012

Time: 19:44

Document: 45A 1.0





**1st LADIES' SLALOM  
DRAW LIST BY POINTS**
**Number of Competitors: 72, Number of NSA: 20 Ranked 100 in the FIS List: LOESETH M. FIS Pts: 15.76**

No.	FIS Code	Name	NSA	WCSL-SL	WCSL-O	FIS-SL
38	196803	MOUGEL Laurie	FRA	24 (37)	24 (94)	9.59 (37)
39	306096	HOSHI Mizue	JPN	-	-	10.08 (39)
40	425771	LOESETH Nina	NOR	-	-	10.38 (40)
41	297601	BRIGNONE Federica	ITA	3 (57)	332 (24)	10.80 (41)
42	537792	DUKE Hailey	USA	-	-	10.83 (42)
43	106183	TERWIEL Elli	CAN	8 (53)	8 (112)	11.04 (43)
44	105615	ROUTHIER Eve	CAN	-	-	11.16 (44)
45	295435	GIUS Nicole	ITA	17 (42)	27 (91)	11.43 (45)
46	107068	PHELAN Brittany	CAN	-	-	11.49 (46)
47	196179	BERTRAND Marion	FRA	-	74 (72)	11.98 (47)
48	355040	NIGG Marina	LIE	17 (42)	17 (101)	12.57 (48)
49	196793	MARMOTTAN Anemone	FRA	-	114 (61)	12.79 (49)
50	505908	SMEDH Veronica	SWE	-	-	12.85 (50)
51	205239	WIRTH Barbara	GER	10 (50)	22 (97)	12.96 (51)
52	516005	HANGL Celina	SUI	-	-	13.01 (52)
53	206290	HUEBNER Monica	GER	6 (55)	6 (116)	13.23 (53)
54	55898	BREM Eva-Maria	AUT	16 (46)	122 (59)	13.83 (54)
55	185317	SOPPELA Merle	FIN	-	-	14.86 (55)
56	155728	DUBOVSKA Martina	CZE	-	-	15.26 (56)
57	65038	PERSYN Karen	BEL	-	-	15.42 (57)
58	516109	VOGEL Nadja	SUI	-	-	15.44 (58)
59	506399	HECTOR Sara	SWE	-	13 (107)	15.69 (59)
60	425887	LOESETH Mona	NOR	-	-	= 15.76 (60)
61	196725	BARIOZ Taina	FRA	39 (36)	212 (38)	> 15.84 (61)
62	205168	DUERR Katharina	GER	23 (39)	23 (96)	> 16.83 (62)
63	435189	KLUS Aleksandra	POL	-	-	> 17.54 (63)
64	206497	FILSER Andrea	GER	-	-	> 17.76 (64)
65	565398	HAFNER Uia	SLO	-	-	> 19.24 (65)
66	506664	FJAEALLSTROEM Magdalena	SWE	-	-	> 19.67 (66)
67	25096	GUTIERREZ Mireia	AND	-	-	> 20.23 (67)
68	385041	NOVOSELIC Sofija	CRO	-	-	> 21.92 (68)
69	185364	JUUTINEN Jutta	FIN	-	-	> 29.24 (69)
70	185337	HOLM Sandra	FIN	-	-	> 31.65 (70)
71	185334	TOIVONEN Lotta	FIN	-	-	> 32.40 (71)
72	395015	TOBI Triin	EST	-	-	> 66.62 (72)

**LEGEND**

**+500** More than 500 points on WCSL-O after 15th place or after 30th place  
**WCSL-SL** World Cup Start List points for Slalom  
**FIS-SL** FIS points for Slalom

**WCSL-O** Overall WCSL points  
**No.** Control Number

10-11-2012 / Levi (FIN) / 5382

Page 2/2

Data Processing by LONGINES

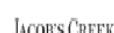
[www.fisalpine.com](http://www.fisalpine.com)

LONGINES Timing

Generation Date: FRI 9 NOV 2012

Time: 19:44

Document: 45A 1.0





Audi FIS Ski World Cup 2012/2013  
Levi FIN

LONGINES



AUDI FIS SKI WORLD CUP 2012/2013  
Levi (FIN)



1st LADIES' SLALOM 1st RUN  
START LIST

SAT 10 NOV 2012  
Start Time: 11:00

Jury

TD FIS	J. SVANBERG	SWE
Referee	A. SKAARDAL	FIS
Chief of Race	P. TUOMIKOSKI	FIN

Technical Data

Course Name	Levi Black
Start Altitude	438 m
Finish Altitude	258 m
Vertical Drop	180 m
Homologation Number	9324/11/09

Race Information 1st Run

Course Setter	J. POLLOCK	CAN
Number of Gates	68	
Turning Gates	66	
Start Time	11:00	
Forerunners	A - S. AHONEN	FIN
	B - S. VIRKKULA	FIN
	C - K. PELTOLA	FIN

Race Information 2nd Run

Course Setter	S. BUERGLER	AUT
Number of Gates		
Turning Gates		
Start Time	14:00	
Forerunners	A - S. AHONEN	FIN
	B - S. VIRKKULA	FIN
	C - K. PELTOLA	FIN

Number of Competitors: 72, Number of NSA: 20

Bib	FIS Code	Name	Year of Birth	NSA	Time	Ski
1	55590	SCHILD Marlies	1981	AUT		Atomic
2	55759	KIRCHGASSER Michaela	1985	AUT		Atomic
3	206001	HOEFL-RIESCH Maria	1984	GER		Head
4	55838	ZETTEL Kathrin	1986	AUT		Atomic
5	185140	POUTIAINEN Tanja	1980	FIN		Fischer
6	705287	VELEZ ZUZULOVA Veronika	1984	SVK		Salomon
7	565243	MAZE Tina	1983	SLO		Stoekli
8	105269	GAGNON Marie-Michele	1989	CAN		Rossignol
9	505760	PIETILAE-HOLMNER Maria	1986	SWE		Rossignol
10	206355	DUERR Lena	1991	GER		Fischer
11	106961	MIELZYNSKI Erin	1990	CAN		Rossignol
12	296259	MOELGG Manuela	1983	ITA		Rossignol
13	505679	HANSDOTTER Frida	1985	SWE		Rossignol
14	196806	NOENS Nastasia	1988	FRA		Salomon
15	505610	BORSSEN Therese	1984	SWE		Fischer
16	196928	WORLEY Tessa	1989	FRA		Rossignol
17	206279	GEIGER Christina	1990	GER		Rossignol
18	6535237	SHIFFRIN Mikaela	1995	USA		Atomic
19	296509	CURTONI Irene	1985	ITA		Rossignol
20	506341	WIKSTROEM Emelie	1992	SWE		Voelkl
21	506146	SWENN-LARSSON Anna	1991	SWE		Head
22	196726	BARTHET Anne-Sophie	1988	FRA		Head
23	55977	THALMANN Carmen	1989	AUT		Head

10-11-2012 / Levi (FIN) / 5382

Page 1/3

Data Processing by LONGINES

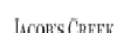
www.fisalpine.com

LONGINES Timing

Generation Date: FRI 9 NOV 2012

Time: 19:49

Document: 51A 1.0



www.worldcuplevi.com

Number of Competitors: 72, Number of NSA: 20

Bib	FIS Code	Name	Year of Birth	NSA	Time	Ski
24	155415	ZAHROBSKA Sarka	1985	CZE	_____	Fischer
25	55690	HOSP Nicole	1983	AUT	_____	Fischer
26	56032	SCHILD Bernadette	1990	AUT	_____	Atomic
27	55807	DAUM Alexandra	1986	AUT	_____	Rossignol
28	516280	HOLDENER Wendy	1993	SUI	_____	Head
29	206035	CHMELAR Fanny	1985	GER	_____	Voelkl
30	195972	AUBERT Sandrine	1982	FRA	_____	Fischer
31	506350	EKLUND Nathalie	1992	SWE	_____	Rossignol
32	306249	HASEGAWA Emi	1986	JPN	_____	
33	56059	DEPAULI Jessica	1991	AUT	_____	Fischer
34	206174	STABER Veronika	1987	GER	_____	Fischer
35	565320	FERK Marusa	1988	SLO	_____	Stoekli
36	297851	AZZOLA Michela	1991	ITA	_____	Rossignol
37	296354	COSTAZZA Chiara	1984	ITA	_____	Rossignol
38	196803	MOUGEL Laurie	1988	FRA	_____	Fischer
39	306096	HOSHI Mizue	1985	JPN	_____	Salomon
40	425771	LOESETH Nina	1989	NOR	_____	Voelkl
41	297601	BRIGNONE Federica	1990	ITA	_____	Rossignol
42	537792	DUKE Hailey	1985	USA	_____	Atomic
43	106183	TERWIEL Eili	1989	CAN	_____	
44	105615	ROUTHIER Eve	1988	CAN	_____	Head
45	295435	GIUS Nicole	1980	ITA	_____	Fischer
46	107068	PHELAN Brittany	1991	CAN	_____	Fischer
47	196179	BERTRAND Marion	1984	FRA	_____	Fischer
48	355040	NIGG Marina	1984	LIE	_____	Fischer
49	196793	MARMOTTAN Anemone	1988	FRA	_____	Rossignol
50	505908	SMEDH Veronica	1988	SWE	_____	Head
51	205239	WIRTH Barbara	1989	GER	_____	Fischer
52	516005	HANGL Celina	1989	SUI	_____	Atomic
53	206290	HUEBNER Monica	1990	GER	_____	Voelkl
54	55898	BREM Eva-Maria	1988	AUT	_____	Voelkl
55	185317	SOPPELA Merle	1991	FIN	_____	
56	155728	DUBOVSKA Martina	1992	CZE	_____	Elan
57	65038	PERSYN Karen	1983	BEL	_____	Elan
58	516109	VOGEL Nadja	1990	SUI	_____	Stoekli
59	506399	HECTOR Sara	1992	SWE	_____	Atomic
60	425887	LOESETH Mona	1991	NOR	_____	Atomic
61	196725	BARIOZ Taina	1988	FRA	_____	Fischer
62	205168	DUERR Katharina	1989	GER	_____	Fischer
63	435189	KLUS Aleksandra	1986	POL	_____	Voelkl
64	206497	FILSER Andrea	1993	GER	_____	
65	565398	HAFNER Ula	1993	SLO	_____	Voelkl
66	506664	FJAELLSTROEM Magdalena	1995	SWE	_____	Head
67	25096	GUTIERREZ Mireia	1988	AND	_____	Rossignol
68	385041	NOVOSELIC Sofija	1990	CRO	_____	Salomon
69	185364	JUUTINEN Jutta	1993	FIN	_____	
70	185337	HOLM Sandra	1992	FIN	_____	
71	185334	TOIVONEN Lotta	1992	FIN	_____	



Audi  
FIS Ski World Cup

# AUDI FIS SKI WORLD CUP 2012/2013

## Levi (FIN)



1st LADIES' SLALOM 1st RUN

SAT 10 NOV 2012  
Start Time: 11:00

### START LIST

Number of Competitors: 72, Number of NSA: 20

Bib	FIS Code	Name	Year of Birth	NSA	Time	Ski
72	395015	TOBI Triin	1995	EST		







Audi FIS Ski World Cup 2012/2013  
Levi FIN



AUDI FIS SKI WORLD CUP 2012/2013  
Levi (FIN)



1st LADIES' SLALOM 1st RUN  
OFFICIAL RESULTS

SAT 10 NOV 2012  
Start Time: 11:00

Jury

TD FIS	J. SVANBERG	SWE
Referee	A. SKAARDAL	FIS
Chief of Race	P. TUOMIKOSKI	FIN

Technical Data

Course Name	Levi Black	
Start Altitude	438 m	
Finish Altitude	258 m	
Vertical Drop	180 m	
Homologation Number	9324/11/09	

Race Information 1st Run

Course Setter	J. POLLOCK	CAN
Number of Gates	68	
Turning Gates	66	
Start Time	11:00	
Forerunners	A - S. AHONEN FIN B - S. VIRKKULA FIN C - K. PELTOLA FIN	

Race Information 2nd Run

Course Setter	S. BUERGLER	AUT
Number of Gates		
Turning Gates		
Start Time	14:00	
Forerunners	A - S. AHONEN FIN B - S. VIRKKULA FIN C - K. PELTOLA FIN	

Number of Competitors: 72, Number of NSA: 20

Rank	Bib	FIS Code	Name	Year of Birth	NSA	Time	Diff.	Ski
1	5	185140	POUTIAINEN Tanja	1980	FIN	1:00.24		Fischer
2	3	206001	HOEFL-RIESCH Maria	1984	GER	1:00.54	0.30	Head
3	18	6535237	SHIFFRIN Mikaela	1995	USA	1:00.78	0.54	Atomic
4	15	505610	BORSSEN Therese	1984	SWE	1:00.84	0.60	Fischer
5	25	55690	HOSP Nicole	1983	AUT	1:01.05	0.81	Fischer
6	27	55807	DAUM Alexandra	1986	AUT	1:01.11	0.87	Rossignol
7	7	565243	MAZE Tina	1983	SLO	1:01.24	1.00	Stoeckli
8	21	506146	SWENN-LARSSON Anna	1991	SWE	1:01.28	1.04	Head
8	9	505760	PIETILAE-HOLMNER Maria	1986	SWE	1:01.28	1.04	Rossignol
10	24	155415	ZAHROBSKA Sarka	1985	CZE	1:01.36	1.12	Fischer
11	28	516280	HOLDENER Wendy	1993	SUI	1:01.51	1.27	Head
12	6	705287	VELEZ ZUZULOVA Veronika	1984	SVK	1:01.69	1.45	Salomon
13	31	506350	EKLUND Nathalie	1992	SWE	1:01.75	1.51	Rossignol
14	16	196928	WORLEY Tessa	1989	FRA	1:01.81	1.57	Rossignol
15	23	55977	THALMANN Carmen	1989	AUT	1:01.84	1.60	Head
16	19	296509	CURTONI Irene	1985	ITA	1:01.91	1.67	Rossignol
17	37	296354	COSTAZZA Chiara	1984	ITA	1:02.00	1.76	Rossignol
18	8	105269	GAGNON Marie-Michele	1989	CAN	1:02.04	1.80	Rossignol
19	51	205239	WIRTH Barbara	1989	GER	1:02.07	1.83	Fischer
20	29	206035	CHMELAR Fanny	1985	GER	1:02.08	1.84	Voelkl
21	46	107068	PHELAN Brittany	1991	CAN	1:02.09	1.85	Fischer
22	17	206279	GEIGER Christina	1990	GER	1:02.13	1.89	Rossignol
23	22	196726	BARTHET Anne-Sophie	1988	FRA	1:02.18	1.94	Head

10-11-2012 / Levi (FIN) / 5382

Page 1/3

Data Processing by LONGINES

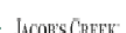
www.fisalpine.com

LONGINES Timing

Generation Date: SAT 10 NOV 2012

Time: 12:35

Document: 73B 1.0



Number of Competitors: 72, Number of NSA: 20

Rank	Bib	FIS Code	Name	Year of Birth	NSA	Time	Diff.	Ski
24	59	506399	HECTOR Sara	1992	SWE	1:02.19	1.95	Atomic
25	2	55759	KIRCHGASSER Michaela	1985	AUT	1:02.21	1.97	Atomic
26	40	425771	LOESETH Nina	1989	NOR	1:02.25	2.01	Voelkl
27	33	56059	DEPAULI Jessica	1991	AUT	1:02.27	2.03	Fischer
28	35	565320	FERK Marusa	1988	SLO	1:02.37	2.13	Stoekli
29	11	106961	MIELZYNSKI Erin	1990	CAN	1:02.42	2.18	Rossignol
30	30	195972	AUBERT Sandrine	1982	FRA	1:02.56	2.32	Fischer
31	61	196725	BARIOZ Taina	1988	FRA	1:02.68	2.44	Fischer
32	41	297601	BRIGNONE Federica	1990	ITA	1:02.77	2.53	Rossignol
32	10	206355	DUERR Lena	1991	GER	1:02.77	2.53	Fischer
34	66	506664	FJAELLSTROEM Magdalena	1995	SWE	1:02.81	2.57	Head
35	67	25096	GUTIERREZ Mireia	1988	AND	1:02.85	2.61	Rossignol
36	38	196803	MOUGEL Laurie	1988	FRA	1:02.88	2.64	Fischer
37	45	295435	GIUS Nicole	1980	ITA	1:02.93	2.69	Fischer
38	50	505908	SMEDH Veronika	1988	SWE	1:03.01	2.77	Head
39	26	56032	SCHILD Bernadette	1990	AUT	1:03.06	2.82	Atomic
40	14	196806	NOENS Nastasia	1988	FRA	1:03.14	2.90	Salomon
41	62	205168	DUERR Katharina	1989	GER	1:03.22	2.98	Fischer
42	44	105615	ROUTHIER Eve	1988	CAN	1:03.25	3.01	Head
43	64	206497	FILSER Andrea	1993	GER	1:03.29	3.05	
44	12	296259	MOELGG Manuela	1983	ITA	1:03.31	3.07	Rossignol
45	36	297851	AZZOLA Michela	1991	ITA	1:03.37	3.13	Rossignol
46	57	65038	PERSYN Karen	1983	BEL	1:03.44	3.20	Elan
47	49	196793	MARMOTTAN Anemone	1988	FRA	1:03.64	3.40	Rossignol
48	34	206174	STABER Veronika	1987	GER	1:03.77	3.53	Fischer
49	56	155728	DUBOVSKA Martina	1992	CZE	1:04.02	3.78	Elan
50	65	565398	HAFNER Ula	1993	SLO	1:04.04	3.80	Voelkl
51	53	206290	HUEBNER Monica	1990	GER	1:04.15	3.91	Voelkl
51	20	506341	WIKSTROEM Emelie	1992	SWE	1:04.15	3.91	Voelkl
53	58	516109	VOGEL Nadja	1990	SUI	1:04.27	4.03	Stoekli
54	42	537792	DUKE Hailey	1985	USA	1:04.42	4.18	Atomic
55	48	355040	NIGG Marina	1984	LIE	1:04.54	4.30	Fischer
56	32	306249	HASEGAWA Emi	1986	JPN	1:04.83	4.59	
57	54	55898	BREM Eva-Maria	1988	AUT	1:05.10	4.86	Voelkl
58	70	185337	HOLM Sandra	1992	FIN	1:05.42	5.18	
59	71	185334	TOIVONEN Lotta	1992	FIN	1:06.52	6.28	
60	68	385041	NOVOSELIC Sofija	1990	CRO	1:07.61	7.37	Salomon
61	72	395015	TOBI Triin	1995	EST	1:15.20	14.96	

**DID NOT FINISH 1st RUN: 11 competitors**

1	55590	SCHILD Marlies	1981	AUT	Atomic
4	55838	ZETTEL Kathrin	1986	AUT	Atomic
13	505679	HANSDOTTER Frida	1985	SWE	Rossignol
39	306096	HOSHI Mizue	1985	JPN	Salomon
43	106183	TERWIEL Eili	1989	CAN	
47	196179	BERTRAND Marion	1984	FRA	Fischer
52	516005	HANGL Celina	1989	SUI	Atomic
55	185317	SOPPELA Merle	1991	FIN	
60	425887	LOESETH Mona	1991	NOR	Atomic

10-11-2012 / Levi (FIN) / 5382

Page 2/3

Data Processing by LONGINES

[www.fisalpine.com](http://www.fisalpine.com)

LONGINES Timing

Generation Date: SAT 10 NOV 2012

Time: 12:35

Document: 73B 1.0





# AUDI FIS SKI WORLD CUP 2012/2013



## Levi (FIN)

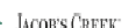


### 1st LADIES' SLALOM 1st RUN OFFICIAL RESULTS

SAT 10 NOV 2012  
Start Time: 11:00

Number of Competitors: 72, Number of NSA: 20

Rank	Bib	FIS Code	Name	Year of Birth	NSA	Time	Diff.	Ski
	63	435189	<b>KLUS Aleksandra</b>	1986	POL			Voelkl
	69	185364	<b>JUUTINEN Jutta</b>	1993	FIN			





Audi FIS Ski World Cup 2012/2013  
Levi FIN

LONGINES



AUDI FIS SKI WORLD CUP 2012/2013  
Levi (FIN)



1st LADIES' SLALOM 2nd RUN  
START LIST

SAT 10 NOV 2012  
Start Time: 14:00

Race Information 2nd Run

Course Setter S. BUERGLER AUT  
Number of Gates  
Turning Gates  
Start Time 14:00

Technical Data

Course Name Levi Black  
Start Altitude 438 m  
Finish Altitude 258 m  
Vertical Drop 180 m  
Homologation Number 9324/11/09

Forerunners A - S. AHONEN (FIN) B - S. VIRKKULA (FIN) C - K. PELTOLA (FIN)

Number of Competitors: 30, Number of NSA: 13

Start Order	Bib	FIS Code	Name	Year of Birth	NSA	1st Run	Diff.	Rank	2nd Run	Total	Ski
1	30	195972	AUBERT Sandrine	1982	FRA	1:02.56	2.32	30			Fischer
2	11	106961	MIELZYNSKI Erin	1990	CAN	1:02.42	2.18	29			Rossignol
3	35	565320	FERK Marusa	1988	SLO	1:02.37	2.13	28			Stoekli
4	33	56059	DEPAULI Jessica	1991	AUT	1:02.27	2.03	27			Fischer
5	40	425771	LOESETH Nina	1989	NOR	1:02.25	2.01	26			Voelkl
6	2	55759	KIRCHGASSER Michaela	1985	AUT	1:02.21	1.97	25			Atomic
7	59	506399	HECTOR Sara	1992	SWE	1:02.19	1.95	24			Atomic
8	22	196726	BARTHET Anne-Sophie	1988	FRA	1:02.18	1.94	23			Head
9	17	206279	GEIGER Christina	1990	GER	1:02.13	1.89	22			Rossignol
10	46	107068	PHELAN Brittany	1991	CAN	1:02.09	1.85	21			Fischer
11	29	206035	CHMELAR Fanny	1985	GER	1:02.08	1.84	20			Voelkl
12	51	205239	WIRTH Barbara	1989	GER	1:02.07	1.83	19			Fischer
13	8	105269	GAGNON Marie-Michele	1989	CAN	1:02.04	1.80	18			Rossignol
14	37	296354	COSTAZZA Chiara	1984	ITA	1:02.00	1.76	17			Rossignol
15	19	296509	CURTONI Irene	1985	ITA	1:01.91	1.67	16			Rossignol
16	23	55977	THALMANN Carmen	1989	AUT	1:01.84	1.60	15			Head
17	16	196928	WORLEY Tessa	1989	FRA	1:01.81	1.57	14			Rossignol
18	31	506350	EKLUND Nathalie	1992	SWE	1:01.75	1.51	13			Rossignol
19	6	705287	VELEZ ZUZULOVA V.	1984	SVK	1:01.69	1.45	12			Salomon
20	28	516280	HOLDENER Wendy	1993	SUI	1:01.51	1.27	11			Head
21	24	155415	ZAHROBSKA Sarka	1985	CZE	1:01.36	1.12	10			Fischer
22	9	505760	PIETILAE-HOLMNER M.	1986	SWE	1:01.28	1.04	8			Rossignol
23	21	506146	SWENN-LARSSON Anna	1991	SWE	1:01.28	1.04	8			Head
24	7	565243	MAZE Tina	1983	SLO	1:01.24	1.00	7			Stoekli
25	27	55807	DAUM Alexandra	1986	AUT	1:01.11	0.87	6			Rossignol
26	25	55690	HOSP Nicole	1983	AUT	1:01.05	0.81	5			Fischer
27	15	505610	BORSSEN Therese	1984	SWE	1:00.84	0.60	4			Fischer
28	18	6535237	SHIFFRIN Mikaela	1995	USA	1:00.78	0.54	3			Atomic
29	3	206001	HOEFL-RIESCH Maria	1984	GER	1:00.54	0.30	2			Head
30	5	185140	POUTIAINEN Tanja	1980	FIN	1:00.24	0.00	1			Fischer







Audi FIS Ski World Cup 2012/2013  
Levi FIN

LONGINES



AUDI FIS SKI WORLD CUP 2012/2013  
Levi (FIN)



1st LADIES' SLALOM 2nd RUN  
OFFICIAL RESULTS

SAT 10 NOV 2012  
Start Time: 14:00

Jury

TD FIS	J. SVANBERG	SWE
Referee	A. SKAARDAL	FIS
Chief of Race	P. TUOMIKOSKI	FIN

Technical Data

Course Name	Levi Black	
Start Altitude	438 m	
Finish Altitude	258 m	
Vertical Drop	180 m	
Homologation Number	9324/11/09	

Race Information 1st Run

Course Setter	J. POLLOCK	CAN
Number of Gates	68	
Turning Gates	66	
Start Time	11:00	
Forerunners	A - S. AHONEN FIN B - S. VIRKKULA FIN C - K. PELTOLA FIN	

Race Information 2nd Run

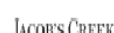
Course Setter	S. BUERGLER	AUT
Number of Gates	66	
Turning Gates	65	
Start Time	14:00	
Forerunners	A - S. AHONEN FIN B - S. VIRKKULA FIN C - K. PELTOLA FIN	

Number of Competitors: 72, Number of NSA: 20

F-factor: 620

Rank	Bib	FIS Code	Name	Year of Birth	NSA	1st Run	2nd Run	Total	Diff.	Race Points	Ski
1	3	206001	HOEFL-RIESCH Maria	1984	GER	1:00.54	55.04	1:55.58		0.00	Head
2	5	185140	POUTIAINEN Tanja	1980	FIN	1:00.24	55.89	1:56.13	0.55	2.95	Fischer
3	18	6535237	SHIFFRIN Mikaela	1995	USA	1:00.78	55.54	1:56.32	0.74	3.97	Atomic
4	7	565243	MAZE Tina	1983	SLO	1:01.24	55.30	1:56.54	0.96	5.15	Stoeckli
5	6	705287	VELEZ ZUZULOVA Veronika	1984	SVK	1:01.69	55.13	1:56.82	1.24	6.65	Salomon
6	15	505610	BORSSEN Therese	1984	SWE	1:00.84	56.06	1:56.90	1.32	7.08	Fischer
7	21	506146	SWENN-LARSSON Anna	1991	SWE	1:01.28	55.82	1:57.10	1.52	8.15	Head
8	9	505760	PIETILAE-HOLMNER Maria	1986	SWE	1:01.28	55.98	1:57.26	1.68	9.01	Rossignol
9	27	55807	DAUM Alexandra	1986	AUT	1:01.11	56.62	1:57.73	2.15	11.53	Rossignol
10	8	105269	GAGNON Marie-Michele	1989	CAN	1:02.04	55.72	1:57.76	2.18	11.69	Rossignol
11	28	516280	HOLDENER Wendy	1993	SUI	1:01.51	56.32	1:57.83	2.25	12.07	Head
11	17	206279	GEIGER Christina	1990	GER	1:02.13	55.70	1:57.83	2.25	12.07	Rossignol
13	24	155415	ZAHROBSKA Sarka	1985	CZE	1:01.36	56.66	1:58.02	2.44	13.09	Fischer
14	40	425771	LOESETH Nina	1989	NOR	1:02.25	55.82	1:58.07	2.49	13.36	Voelkl
14	11	106961	MIELZYNSKI Erin	1990	CAN	1:02.42	55.65	1:58.07	2.49	13.36	Rossignol
16	37	296354	COSTAZZA Chiara	1984	ITA	1:02.00	56.17	1:58.17	2.59	13.89	Rossignol
17	25	55690	HOSP Nicole	1983	AUT	1:01.05	57.14	1:58.19	2.61	14.00	Fischer
18	59	506399	HECTOR Sara	1992	SWE	1:02.19	56.08	1:58.27	2.69	14.43	Atomic
19	19	296509	CURTONI Irene	1985	ITA	1:01.91	56.49	1:58.40	2.82	15.13	Rossignol
20	51	205239	WIRTH Barbara	1989	GER	1:02.07	56.38	1:58.45	2.87	15.40	Fischer
21	16	196928	WORLEY Tessa	1989	FRA	1:01.81	56.73	1:58.54	2.96	15.88	Rossignol

#493



Number of Competitors: 72, Number of NSA: 20

F-factor: 620

Rank	Bib	FIS Code	Name	Year of Birth	NSA	1st Run	2nd Run	Total	Diff.	Race Points	Ski
22	31	506350	<b>EKLUND Nathalie</b>	1992	SWE	1:01.75	56.80	1:58.55	2.97	15.93	Rossignol
23	33	56059	<b>DEPAULI Jessica</b>	1991	AUT	1:02.27	56.35	1:58.62	3.04	16.31	Fischer
24	29	206035	<b>CHMELAR Fanny</b>	1985	GER	1:02.08	56.65	1:58.73	3.15	16.90	Voelkl
25	22	196726	<b>BARTHET Anne-Sophie</b>	1988	FRA	1:02.18	56.70	1:58.88	3.30	17.70	Head
26	23	55977	<b>THALMANN Carmen</b>	1989	AUT	1:01.84	57.36	1:59.20	3.62	19.42	Head
27	30	195972	<b>AUBERT Sandrine</b>	1982	FRA	1:02.56	56.82	1:59.38	3.80	20.38	Fischer
28	46	107068	<b>PHELAN Brittany</b>	1991	CAN	1:02.09	57.43	1:59.52	3.94	21.14	Fischer
29	35	565320	<b>FERK Marusa</b>	1988	SLO	1:02.37	58.42	2:00.79	5.21	27.95	Stoeckli

**DID NOT QUALIFY FOR 2nd RUN: 31 competitors**

61	196725	<b>BARIOZ Taina</b>	1988	FRA	1:02.68	Fischer
41	297601	<b>BRIGNONE Federica</b>	1990	ITA	1:02.77	Rossignol
10	206355	<b>DUERR Lena</b>	1991	GER	1:02.77	Fischer
66	506664	<b>FJAELLSTROEM Magdalena</b>	1995	SWE	1:02.81	Head
67	25096	<b>GUTIERREZ Mireia</b>	1988	AND	1:02.85	Rossignol
38	196803	<b>MOUGEL Laurie</b>	1988	FRA	1:02.88	Fischer
45	295435	<b>GIUS Nicole</b>	1980	ITA	1:02.93	Fischer
50	505908	<b>SMEDH Veronica</b>	1988	SWE	1:03.01	Head
26	56032	<b>SCHILD Bernadette</b>	1990	AUT	1:03.06	Atomic
14	196806	<b>NOENS Nastasia</b>	1988	FRA	1:03.14	Salomon
62	205168	<b>DUERR Katharina</b>	1989	GER	1:03.22	Fischer
44	105615	<b>ROUTHIER Eve</b>	1988	CAN	1:03.25	Head
64	206497	<b>FILSER Andrea</b>	1993	GER	1:03.29	
12	296259	<b>MOELGG Manuela</b>	1983	ITA	1:03.31	Rossignol
36	297851	<b>AZZOLA Michela</b>	1991	ITA	1:03.37	Rossignol
57	65038	<b>PERSYN Karen</b>	1983	BEL	1:03.44	Elan
49	196793	<b>MARMOTTAN Anemone</b>	1988	FRA	1:03.64	Rossignol
34	206174	<b>STABER Veronika</b>	1987	GER	1:03.77	Fischer
56	155728	<b>DUBOVSKA Martina</b>	1992	CZE	1:04.02	Elan
65	565398	<b>HAFNER Ula</b>	1993	SLO	1:04.04	Voelkl
53	206290	<b>HUEBNER Monica</b>	1990	GER	1:04.15	Voelkl
20	506341	<b>WIKSTROEM Emelie</b>	1992	SWE	1:04.15	Voelkl
58	516109	<b>VOGEL Nadja</b>	1990	SUI	1:04.27	Stoeckli
42	537792	<b>DUKE Hailey</b>	1985	USA	1:04.42	Atomic
48	355040	<b>NIGG Marina</b>	1984	LIE	1:04.54	Fischer
32	306249	<b>HASEGAWA Emi</b>	1986	JPN	1:04.83	
54	55898	<b>BREM Eva-Maria</b>	1988	AUT	1:05.10	Voelkl
70	185337	<b>HOLM Sandra</b>	1992	FIN	1:05.42	
71	185334	<b>TOIVONEN Lotta</b>	1992	FIN	1:06.52	
68	385041	<b>NOVOSELIC Sofija</b>	1990	CRO	1:07.61	Salomon
72	395015	<b>TOBI Triin</b>	1995	EST	1:15.20	

**DID NOT FINISH 1st RUN: 11 competitors**

1	55590	<b>SCHILD Marlies</b>	1981	AUT	Atomic
4	55838	<b>ZETTEL Kathrin</b>	1986	AUT	Atomic
13	505679	<b>HANSDOTTER Frida</b>	1985	SWE	Rossignol
39	306096	<b>HOSHI Mizue</b>	1985	JPN	Salomon
43	106183	<b>TERWIEL Eili</b>	1989	CAN	

#493 \_\_\_\_\_



**AUDI FIS SKI WORLD CUP 2012/2013**  
**Levi (FIN)**



1st LADIES' SLALOM 2nd RUN  
**OFFICIAL RESULTS**

SAT 10 NOV 2012  
 Start Time: 14:00

Number of Competitors: 72, Number of NSA: 20

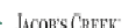
F-factor: 620

Rank	Bib	FIS Code	Name	Year of Birth	NSA	1st Run	2nd Run	Total	Diff.	Race Points	Ski
	47	196179	<b>BERTRAND Marion</b>	1984	FRA						Fischer
	52	516005	<b>HANGL Celina</b>	1989	SUI						Atomic
	55	185317	<b>SOPPELA Merle</b>	1991	FIN						
	60	425887	<b>LOESETH Mona</b>	1991	NOR						Atomic
	63	435189	<b>KLUS Aleksandra</b>	1986	POL						Voelkl
	69	185364	<b>JUUTINEN Jutta</b>	1993	FIN						

**DID NOT FINISH 2nd RUN: 1 competitor**

	2	55759	<b>KIRCHGASSER Michaela</b>	1985	AUT						Atomic
--	---	-------	-----------------------------	------	-----	--	--	--	--	--	--------

Technical Delegate:  
**J. SVANBERG (SWE) #493**





Audi FIS Ski World Cup 2012/2013  
Levi FIN

LONGINES



AUDI FIS SKI WORLD CUP 2012/2013  
Levi (FIN)



1st LADIES' SLALOM  
PENALTY CALCULATION

SAT 10 NOV 2012

Best 10 at Finish

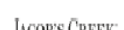
Rank	Bib	FIS Code	Name	NSA	FIS Points	Best 5	Race Points
1	3	206001	HOEFL-RIESCH Maria	GER	3.72	3.72	0.00
2	5	185140	POUTIAINEN Tanja	FIN	3.69	3.69	2.95
3	18	6535237	SHIFFRIN Mikaela	USA	5.17		
4	7	565243	MAZE Tina	SLO	3.00	3.00	5.15
5	6	705287	VELEZ ZUZULOVA Veronika	SVK	3.32	3.32	6.65
6	15	505610	BORSEN Therese	SWE	3.99	3.99	7.08
7	21	506146	SWENN-LARSSON Anna	SWE	5.43		
8	9	505760	PIETILAE-HOLMNER Maria	SWE	5.06		
9	27	55807	DAUM Alexandra	AUT	6.35		
10	8	105269	GAGNON Marie-Michele	CAN	4.43		

Best 5 FIS Points at Start

Rank	Bib	FIS Code	Name	NSA	FIS Points
DNF	1	55590	SCHILD Marlies	AUT	0.00
DNF	2	55759	KIRCHGASSER Michaela	AUT	2.67
4	7	565243	MAZE Tina	SLO	3.00
5	6	705287	VELEZ ZUZULOVA Veronika	SVK	3.32
DNF	4	55838	ZETTEL Kathrin	AUT	3.50

<b>TOTALS:</b>			
FIS Points of Best 5 at Start (B)		12.49	
FIS Points of Best at Finish in Top 10 (A)			17.72
Race Points of Corresponding Competitors (C)			21.83
Calculated Penalty (A+B-C) : 10 =>	0.838		
Rounded	0.84		
Category Adder	0.00		
Correction Value (Z)	0.00		
Calculated Penalty	0.84		
Penalty Applied	0.00		

Technical Delegate:  
J. SVANBERG (SWE) #493





**Number of Competitors: 29**

Rank	Bib	Name Ski	NSA	Positions			Partials			Difference
				Pos.	Time	Rank	Pos.	Time	Rank	Time
1	3	<b>HOEFL-RIESCH Maria</b> Head	GER	Run1:	Int1: 25.62 (8)		I1-Fin:	34.92 (2)		0.22
					Fin: 1:00.54 (2)					0.30
				Run2:	Int1: 22.87 (8)		I1-Fin:	32.17 (1)		0.61
				Fin: 55.04 (1)				0.00		
				Total:	Int1: 1:23.41 (2)				0.61	
					Fin: 1:55.58 (1)				0.00	
2	5	<b>POUTIAINEN Tanja</b> Fischer	FIN	Run1:	Int1: 25.51 (3)		I1-Fin:	34.73 (1)		0.11
					Fin: 1:00.24 (1)					0.00
				Run2:	Int1: 22.56 (2)		I1-Fin:	33.33 (17)		0.30
				Fin: 55.89 (10)				0.85		
				Total:	Int1: 1:22.80 (1)				0.00	
					Fin: 1:56.13 (2)				0.55	
3	18	<b>SHIFFRIN Mikaela</b> Atomic	USA	Run1:	Int1: 25.58 (7)		I1-Fin:	35.20 (3)		0.18
					Fin: 1:00.78 (3)					0.54
				Run2:	Int1: 22.78 (6)		I1-Fin:	32.76 (5)		0.52
				Fin: 55.54 (4)				0.50		
				Total:	Int1: 1:23.56 (3)				0.76	
					Fin: 1:56.32 (3)				0.74	
4	7	<b>MAZE Tina</b> Stoeckli	SLO	Run1:	Int1: 25.79 (12)		I1-Fin:	35.45 (7)		0.39
					Fin: 1:01.24 (7)					1.00
				Run2:	Int1: 22.57 (3)		I1-Fin:	32.73 (4)		0.31
				Fin: 55.30 (3)				0.26		
				Total:	Int1: 1:23.81 (5)				1.01	
					Fin: 1:56.54 (4)				0.96	
5	6	<b>VELEZ ZUZULOVA V.</b> Salomon	SVK	Run1:	Int1: 25.75 (11)		I1-Fin:	35.94 (16)		0.35
					Fin: 1:01.69 (12)					1.45
				Run2:	Int1: 22.26 (1)		I1-Fin:	32.87 (9)		0.00
				Fin: 55.13 (2)				0.09		
				Total:	Int1: 1:23.95 (7)				1.15	
					Fin: 1:56.82 (5)				1.24	
6	15	<b>BORSSEN Therese</b> Fischer	SWE	Run1:	Int1: 25.43 (2)		I1-Fin:	35.41 (6)		0.03
					Fin: 1:00.84 (4)					0.60
				Run2:	Int1: 22.91 (9)		I1-Fin:	33.15 (14)		0.65
				Fin: 56.06 (12)				1.02		
				Total:	Int1: 1:23.75 (4)				0.95	
					Fin: 1:56.90 (6)				1.32	

**Number of Competitors: 29**

Rank	Bib	Name Ski	NSA	Positions			Partials			Difference
				Pos.	Time	Rank	Pos.	Time	Rank	Time
7	21	<b>SWENN-LARSSON Anna</b> Head	SWE	Run1:	Int1:	25.95 (16)	I1-Fin:	35.33 (5)	0.55	
					Fin:	1:01.28 (8)			1.04	
				Run2:	Int1:	22.97 (12)	I1-Fin:	32.85 (7)	0.71	
					Fin:	55.82 (8)			0.78	
		Total:	Int1:	1:24.25 (9)			1.45			
				Fin:	1:57.10 (7)			1.52		
8	9	<b>PIETILAE-HOLMNER M.</b> Rossignol	SWE	Run1:	Int1:	25.54 (5)	I1-Fin:	35.74 (11)	0.14	
					Fin:	1:01.28 (8)			1.04	
				Run2:	Int1:	22.94 (11)	I1-Fin:	33.04 (12)	0.68	
					Fin:	55.98 (11)			0.94	
		Total:	Int1:	1:24.22 (8)			1.42			
				Fin:	1:57.26 (8)			1.68		
9	27	<b>DAUM Alexandra</b> Rossignol	AUT	Run1:	Int1:	25.40 (1)	I1-Fin:	35.71 (10)	0.00	
					Fin:	1:01.11 (6)			0.87	
				Run2:	Int1:	22.77 (5)	I1-Fin:	33.85 (25)	0.51	
					Fin:	56.62 (19)			1.58	
		Total:	Int1:	1:23.88 (6)			1.08			
				Fin:	1:57.73 (9)			2.15		
10	8	<b>GAGNON Marie-Michele</b> Rossignol	CAN	Run1:	Int1:	25.97 (18)	I1-Fin:	36.07 (23)	0.57	
					Fin:	1:02.04 (18)			1.80	
				Run2:	Int1:	22.92 (10)	I1-Fin:	32.80 (6)	0.66	
					Fin:	55.72 (7)			0.68	
		Total:	Int1:	1:24.96 (14)			2.16			
				Fin:	1:57.76 (10)			2.18		
11	28	<b>HOLDENER Wendy</b> Head	SUI	Run1:	Int1:	25.52 (4)	I1-Fin:	35.99 (19)	0.12	
					Fin:	1:01.51 (11)			1.27	
				Run2:	Int1:	22.98 (13)	I1-Fin:	33.34 (19)	0.72	
					Fin:	56.32 (15)			1.28	
		Total:	Int1:	1:24.49 (12)			1.69			
				Fin:	1:57.83 (11)			2.25		
11	17	<b>GEIGER Christina</b> Rossignol	GER	Run1:	Int1:	25.68 (9)	I1-Fin:	36.45 (28)	0.28	
					Fin:	1:02.13 (22)			1.89	
				Run2:	Int1:	22.85 (7)	I1-Fin:	32.85 (7)	0.59	
					Fin:	55.70 (6)			0.66	
		Total:	Int1:	1:24.98 (15)			2.18			
				Fin:	1:57.83 (11)			2.25		
13	24	<b>ZAHROBSKA Sarka</b> Fischer	CZE	Run1:	Int1:	25.86 (14)	I1-Fin:	35.50 (8)	0.46	
					Fin:	1:01.36 (10)			1.12	
				Run2:	Int1:	23.33 (26)	I1-Fin:	33.33 (17)	1.07	
					Fin:	56.66 (21)			1.62	
		Total:	Int1:	1:24.69 (13)			1.89			
				Fin:	1:58.02 (13)			2.44		
14	40	<b>LOESETH Nina</b> Voelkl	NOR	Run1:	Int1:	26.40 (28)	I1-Fin:	35.85 (13)	1.00	
					Fin:	1:02.25 (25)			2.01	
				Run2:	Int1:	23.25 (23)	I1-Fin:	32.57 (3)	0.99	
					Fin:	55.82 (8)			0.78	
		Total:	Int1:	1:25.50 (25)			2.70			
				Fin:	1:58.07 (14)			2.49		

**Number of Competitors: 29**

Rank	Bib	Name Ski	NSA	Positions			Partials			Difference
				Pos.	Time	Rank	Pos.	Time	Rank	Time
14	11	<b>MIELZYNSKI Erin</b> Rossignol	CAN	Run1:	Int1: 26.44 (29)		I1-Fin:	35.98 (18)		1.04
					Fin: 1:02.42 (28)					2.18
				Run2:	Int1: 23.09 (16)		I1-Fin:	32.56 (2)		0.83
					Fin: 55.65 (5)					0.61
		<b>Total:</b>	Int1: 1:25.51 (26)						2.71	
			Fin: 1:58.07 (14)						2.49	
16	37	<b>COSTAZZA Chiara</b> Rossignol	ITA	Run1:	Int1: 26.07 (19)		I1-Fin:	35.93 (14)		0.67
					Fin: 1:02.00 (17)					1.76
				Run2:	Int1: 23.24 (21)		I1-Fin:	32.93 (10)		0.98
					Fin: 56.17 (14)					1.13
		<b>Total:</b>	Int1: 1:25.24 (19)						2.44	
			Fin: 1:58.17 (16)						2.59	
17	25	<b>HOSP Nicole</b> Fischer	AUT	Run1:	Int1: 25.85 (13)		I1-Fin:	35.20 (3)		0.45
					Fin: 1:01.05 (5)					0.81
				Run2:	Int1: 23.26 (25)		I1-Fin:	33.88 (26)		1.00
					Fin: 57.14 (26)					2.10
		<b>Total:</b>	Int1: 1:24.31 (10)						1.51	
			Fin: 1:58.19 (17)						2.61	
18	59	<b>HECTOR Sara</b> Atomic	SWE	Run1:	Int1: 26.22 (25)		I1-Fin:	35.97 (17)		0.82
					Fin: 1:02.19 (24)					1.95
				Run2:	Int1: 23.15 (18)		I1-Fin:	32.93 (10)		0.89
					Fin: 56.08 (13)					1.04
		<b>Total:</b>	Int1: 1:25.34 (23)						2.54	
			Fin: 1:58.27 (18)						2.69	
19	19	<b>CURTONI Irene</b> Rossignol	ITA	Run1:	Int1: 26.14 (22)		I1-Fin:	35.77 (12)		0.74
					Fin: 1:01.91 (16)					1.67
				Run2:	Int1: 23.35 (27)		I1-Fin:	33.14 (13)		1.09
					Fin: 56.49 (18)					1.45
		<b>Total:</b>	Int1: 1:25.26 (20)						2.46	
			Fin: 1:58.40 (19)						2.82	
20	51	<b>WIRTH Barbara</b> Fischer	GER	Run1:	Int1: 26.08 (20)		I1-Fin:	35.99 (19)		0.68
					Fin: 1:02.07 (19)					1.83
				Run2:	Int1: 23.09 (16)		I1-Fin:	33.29 (16)		0.83
					Fin: 56.38 (17)					1.34
		<b>Total:</b>	Int1: 1:25.16 (17)						2.36	
			Fin: 1:58.45 (20)						2.87	
21	16	<b>WORLEY Tessa</b> Rossignol	FRA	Run1:	Int1: 25.74 (10)		I1-Fin:	36.07 (23)		0.34
					Fin: 1:01.81 (14)					1.57
				Run2:	Int1: 23.25 (23)		I1-Fin:	33.48 (21)		0.99
					Fin: 56.73 (23)					1.69
		<b>Total:</b>	Int1: 1:25.06 (16)						2.26	
			Fin: 1:58.54 (21)						2.96	
22	31	<b>EKLUND Nathalie</b> Rossignol	SWE	Run1:	Int1: 25.54 (5)		I1-Fin:	36.21 (26)		0.14
					Fin: 1:01.75 (13)					1.51
				Run2:	Int1: 22.67 (4)		I1-Fin:	34.13 (27)		0.41
					Fin: 56.80 (24)					1.76
		<b>Total:</b>	Int1: 1:24.42 (11)						1.62	
			Fin: 1:58.55 (22)						2.97	

**Number of Competitors: 29**

Rank	Bib	Name Ski	NSA	Positions			Partials			Difference
				Pos.	Time	Rank	Pos.	Time	Rank	Time
23	33	DEPAULI Jessica Fischer	AUT	Run1:	Int1: 26.19 (24)		I1-Fin: 36.08 (25)		0.79	
					Fin: 1:02.27 (26)				2.03	
				Run2:	Int1: 23.01 (15)		I1-Fin: 33.34 (19)		0.75	
				Fin: 56.35 (16)				1.31		
				Total:	Int1: 1:25.28 (21)				2.48	
					Fin: 1:58.62 (23)				3.04	
24	29	CHMELAR Fanny Voelkl	GER	Run1:	Int1: 26.09 (21)		I1-Fin: 35.99 (19)		0.69	
					Fin: 1:02.08 (20)				1.84	
				Run2:	Int1: 23.37 (28)		I1-Fin: 33.28 (15)		1.11	
				Fin: 56.65 (20)				1.61		
				Total:	Int1: 1:25.45 (24)				2.65	
					Fin: 1:58.73 (24)				3.15	
25	22	BARTHET Anne-Sophie Head	FRA	Run1:	Int1: 25.87 (15)		I1-Fin: 36.31 (27)		0.47	
					Fin: 1:02.18 (23)				1.94	
				Run2:	Int1: 22.99 (14)		I1-Fin: 33.71 (24)		0.73	
				Fin: 56.70 (22)				1.66		
				Total:	Int1: 1:25.17 (18)				2.37	
					Fin: 1:58.88 (25)				3.30	
26	23	THALMANN Carmen Head	AUT	Run1:	Int1: 26.22 (25)		I1-Fin: 35.62 (9)		0.82	
					Fin: 1:01.84 (15)				1.60	
				Run2:	Int1: 23.81 (29)		I1-Fin: 33.55 (22)		1.55	
				Fin: 57.36 (27)				2.32		
				Total:	Int1: 1:25.65 (28)				2.85	
					Fin: 1:59.20 (26)				3.62	
27	30	AUBERT Sandrine Fischer	FRA	Run1:	Int1: 25.96 (17)		I1-Fin: 36.60 (29)		0.56	
					Fin: 1:02.56 (29)				2.32	
				Run2:	Int1: 23.17 (19)		I1-Fin: 33.65 (23)		0.91	
				Fin: 56.82 (25)				1.78		
				Total:	Int1: 1:25.73 (29)				2.93	
					Fin: 1:59.38 (27)				3.80	
28	46	PHELAN Brittany Fischer	CAN	Run1:	Int1: 26.16 (23)		I1-Fin: 35.93 (14)		0.76	
					Fin: 1:02.09 (21)				1.85	
				Run2:	Int1: 23.21 (20)		I1-Fin: 34.22 (28)		0.95	
				Fin: 57.43 (28)				2.39		
				Total:	Int1: 1:25.30 (22)				2.50	
					Fin: 1:59.52 (28)				3.94	
29	35	FERK Marusa Stoekli	SLO	Run1:	Int1: 26.35 (27)		I1-Fin: 36.02 (22)		0.95	
					Fin: 1:02.37 (27)				2.13	
				Run2:	Int1: 23.24 (21)		I1-Fin: 35.18 (29)		0.98	
				Fin: 58.42 (29)				3.38		
				Total:	Int1: 1:25.61 (27)				2.81	
					Fin: 2:00.79 (29)				5.21	

**LEGEND**

Pos Intermediate or Speed Position Int1: Intermediate 1 Run2 Second Run Run1 First Run Fin: Finish  
Total First + Second Run

10-11-2012 / Levi (FIN) / 5382

Page 4/4

Data Processing by LONGINES

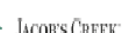
[www.fisalpine.com](http://www.fisalpine.com)

LONGINES Timing

Generation Date: SAT 10 NOV 2012

Time: 14:49

Document: 77A 1.0





**Number of Competitors: 72**

Bib	Name Ski	NSA	Positions			Partials			Difference Time
			Pos.	Time	Rank	Pos.	Time	Rank	
1	<b>SCHILD Marlies</b> Atomic	AUT	Run1:	Int1: 26.00 (19)		I1-Fin:		0.60	
				Fin: DNF					
			Run2:	Int1: DNF		I1-Fin:			
			Fin: DNF						
			Total:	Int1: DNF					
				Fin: DNF					
2	<b>KIRCHGASSER Michaela</b> Atomic	AUT	Run1:	Int1: 26.63 (51)		I1-Fin: 35.58 (10)		1.23	
				Fin: 1:02.21 (25)				1.97	
			Run2:	Int1: 23.29 (26)		I1-Fin:		1.03	
			Fin: DNF						
			Total:	Int1: DNF					
				Fin: DNF					
3	<b>HOEFL-RIESCH Maria</b> Head	GER	Run1:	Int1: 25.62 (8)		I1-Fin: 34.92 (2)		0.22	
				Fin: 1:00.54 (2)				0.30	
			Run2:	Int1: 22.87 (8)		I1-Fin: 32.17 (1)		0.61	
			Fin: 55.04 (1)				0.00		
			Total:	Int1: 1:23.41 (2)				0.61	
				Fin: 1:55.58 (1)				0.00	
4	<b>ZETTEL Kathrin</b> Atomic	AUT	Run1:	Int1: 26.08 (21)		I1-Fin: 35.33 (5)		0.68	
				Fin: DNF					
			Run2:	Int1: DNF		I1-Fin:			
			Fin: DNF						
			Total:	Int1: DNF					
				Fin: DNF					
5	<b>POUTIAINEN Tanja</b> Fischer	FIN	Run1:	Int1: 25.51 (3)		I1-Fin: 34.73 (1)		0.11	
				Fin: 1:00.24 (1)				0.00	
			Run2:	Int1: 22.56 (2)		I1-Fin: 33.33 (17)		0.30	
			Fin: 55.89 (10)				0.85		
			Total:	Int1: 1:22.80 (1)				0.00	
				Fin: 1:56.13 (2)				0.55	
6	<b>VELEZ ZUZULOVA Veronika</b> Salomon	SVK	Run1:	Int1: 25.75 (11)		I1-Fin: 35.94 (18)		0.35	
				Fin: 1:01.69 (12)				1.45	
			Run2:	Int1: 22.26 (1)		I1-Fin: 32.87 (9)		0.00	
			Fin: 55.13 (2)				0.09		
			Total:	Int1: 1:23.95 (7)				1.15	
				Fin: 1:56.82 (5)				1.24	

**Number of Competitors: 72**

Bib	Name Ski	NSA	Positions			Partials			Difference	
			Pos.	Time	Rank	Pos.	Time	Rank	Time	
7	<b>MAZE Tina</b> Stoeckli	SLO	Run1:	Int1:	25.79	(12)	I1-Fin:	35.45	(8)	0.39
				Fin:	1:01.24	(7)				1.00
			Run2:	Int1:	22.57	(3)	I1-Fin:	32.73	(4)	0.31
				Fin:	55.30	(3)				0.26
	<b>Total:</b>	<b>Int1:</b>	1:23.81	(5)				1.01		
		<b>Fin:</b>	1:56.54	(4)				0.96		
8	<b>GAGNON Marie-Michele</b> Rossignol	CAN	Run1:	Int1:	25.97	(18)	I1-Fin:	36.07	(26)	0.57
				Fin:	1:02.04	(18)				1.80
			Run2:	Int1:	22.92	(10)	I1-Fin:	32.80	(6)	0.66
				Fin:	55.72	(7)				0.68
	<b>Total:</b>	<b>Int1:</b>	1:24.96	(14)				2.16		
		<b>Fin:</b>	1:57.76	(10)				2.18		
9	<b>PIETILAE-HOLMNER Maria</b> Rossignol	SWE	Run1:	Int1:	25.54	(5)	I1-Fin:	35.74	(13)	0.14
				Fin:	1:01.28	(8)				1.04
			Run2:	Int1:	22.94	(11)	I1-Fin:	33.04	(12)	0.68
				Fin:	55.98	(11)				0.94
	<b>Total:</b>	<b>Int1:</b>	1:24.22	(8)				1.42		
		<b>Fin:</b>	1:57.26	(8)				1.68		
10	<b>DUERR Lena</b> Fischer	GER	Run1:	Int1:	26.64	(52)	I1-Fin:	36.13	(29)	1.24
				Fin:	1:02.77	(32)				2.53
			Run2:	Int1:			I1-Fin:			
				Fin:	DNQ					
	<b>Total:</b>	<b>Int1:</b>								
		<b>Fin:</b>	DNQ							
11	<b>MIELZYNSKI Erin</b> Rossignol	CAN	Run1:	Int1:	26.44	(43)	I1-Fin:	35.98	(20)	1.04
				Fin:	1:02.42	(29)				2.18
			Run2:	Int1:	23.09	(16)	I1-Fin:	32.56	(2)	0.83
				Fin:	55.65	(5)				0.61
	<b>Total:</b>	<b>Int1:</b>	1:25.51	(27)				2.71		
		<b>Fin:</b>	1:58.07	(14)				2.49		
12	<b>MOELGG Manuela</b> Rossignol	ITA	Run1:	Int1:	27.07	(61)	I1-Fin:	36.24	(31)	1.67
				Fin:	1:03.31	(44)				3.07
			Run2:	Int1:			I1-Fin:			
				Fin:	DNQ					
	<b>Total:</b>	<b>Int1:</b>								
		<b>Fin:</b>	DNQ							
13	<b>HANSDOTTER Frida</b> Rossignol	SWE	Run1:	Int1:			I1-Fin:			
				Fin:	DNF					
			Run2:	Int1:			I1-Fin:			
				Fin:	DNF					
	<b>Total:</b>	<b>Int1:</b>								
		<b>Fin:</b>	DNF							
14	<b>NOENS Nastasia</b> Salomon	FRA	Run1:	Int1:	26.39	(40)	I1-Fin:	36.75	(45)	0.99
				Fin:	1:03.14	(40)				2.90
			Run2:	Int1:			I1-Fin:			
				Fin:	DNQ					
	<b>Total:</b>	<b>Int1:</b>								
		<b>Fin:</b>	DNQ							

**Number of Competitors: 72**

Bib	Name Ski	NSA	Positions			Partials			Difference	
			Pos.	Time	Rank	Pos.	Time	Rank	Time	
15	<b>BORSSEN Therese</b> Fischer	SWE	Run1:	Int1:	25.43	(2)	I1-Fin:	35.41	(7)	0.03
				Fin:	1:00.84	(4)				0.60
			Run2:	Int1:	22.91	(9)	I1-Fin:	33.15	(14)	0.65
				Fin:	56.06	(12)				1.02
	<b>Total:</b>	<b>Int1:</b>	<b>1:23.75</b>	<b>(4)</b>				<b>0.95</b>		
		<b>Fin:</b>	<b>1:56.90</b>	<b>(6)</b>				<b>1.32</b>		
16	<b>WORLEY Tessa</b> Rossignol	FRA	Run1:	Int1:	25.74	(10)	I1-Fin:	36.07	(26)	0.34
				Fin:	1:01.81	(14)				1.57
			Run2:	Int1:	23.25	(23)	I1-Fin:	33.48	(21)	0.99
				Fin:	56.73	(23)				1.69
	<b>Total:</b>	<b>Int1:</b>	<b>1:25.06</b>	<b>(16)</b>				<b>2.26</b>		
		<b>Fin:</b>	<b>1:58.54</b>	<b>(21)</b>				<b>2.96</b>		
17	<b>GEIGER Christina</b> Rossignol	GER	Run1:	Int1:	25.68	(9)	I1-Fin:	36.45	(39)	0.28
				Fin:	1:02.13	(22)				1.89
			Run2:	Int1:	22.85	(7)	I1-Fin:	32.85	(7)	0.59
				Fin:	55.70	(6)				0.66
	<b>Total:</b>	<b>Int1:</b>	<b>1:24.98</b>	<b>(15)</b>				<b>2.18</b>		
		<b>Fin:</b>	<b>1:57.83</b>	<b>(11)</b>				<b>2.25</b>		
18	<b>SHIFFRIN Mikaela</b> Atomic	USA	Run1:	Int1:	25.58	(7)	I1-Fin:	35.20	(3)	0.18
				Fin:	1:00.78	(3)				0.54
			Run2:	Int1:	22.78	(6)	I1-Fin:	32.76	(5)	0.52
				Fin:	55.54	(4)				0.50
	<b>Total:</b>	<b>Int1:</b>	<b>1:23.56</b>	<b>(3)</b>				<b>0.76</b>		
		<b>Fin:</b>	<b>1:56.32</b>	<b>(3)</b>				<b>0.74</b>		
19	<b>CURTONI Irene</b> Rossignol	ITA	Run1:	Int1:	26.14	(25)	I1-Fin:	35.77	(14)	0.74
				Fin:	1:01.91	(16)				1.67
			Run2:	Int1:	23.35	(28)	I1-Fin:	33.14	(13)	1.09
				Fin:	56.49	(18)				1.45
	<b>Total:</b>	<b>Int1:</b>	<b>1:25.26</b>	<b>(20)</b>				<b>2.46</b>		
		<b>Fin:</b>	<b>1:58.40</b>	<b>(19)</b>				<b>2.82</b>		
20	<b>WIKSTROEM Emelie</b> Voelkl	SWE	Run1:	Int1:	26.58	(48)	I1-Fin:	37.57	(51)	1.18
				Fin:	1:04.15	(51)				3.91
			Run2:	Int1:			I1-Fin:			
				Fin:	DNQ					
	<b>Total:</b>	<b>Int1:</b>	<b>DNQ</b>							
		<b>Fin:</b>	<b>DNQ</b>							
21	<b>SWENN-LARSSON Anna</b> Head	SWE	Run1:	Int1:	25.95	(16)	I1-Fin:	35.33	(5)	0.55
				Fin:	1:01.28	(8)				1.04
			Run2:	Int1:	22.97	(12)	I1-Fin:	32.85	(7)	0.71
				Fin:	55.82	(8)				0.78
	<b>Total:</b>	<b>Int1:</b>	<b>1:24.25</b>	<b>(9)</b>				<b>1.45</b>		
		<b>Fin:</b>	<b>1:57.10</b>	<b>(7)</b>				<b>1.52</b>		
22	<b>BARTHET Anne-Sophie</b> Head	FRA	Run1:	Int1:	25.87	(15)	I1-Fin:	36.31	(32)	0.47
				Fin:	1:02.18	(23)				1.94
			Run2:	Int1:	22.99	(14)	I1-Fin:	33.71	(24)	0.73
				Fin:	56.70	(22)				1.66
	<b>Total:</b>	<b>Int1:</b>	<b>1:25.17</b>	<b>(18)</b>				<b>2.37</b>		
		<b>Fin:</b>	<b>1:58.88</b>	<b>(25)</b>				<b>3.30</b>		

**Number of Competitors: 72**

Bib	Name Ski	NSA	Positions			Partials			Difference
			Pos.	Time	Rank	Pos.	Time	Rank	Time
23	<b>THALMANN Carmen</b> Head	AUT	Run1:	Int1:	26.22 (30)	I1-Fin:	35.62 (11)	0.82	
				Fin:	1:01.84 (15)			1.60	
			Run2:	Int1:	23.81 (30)	I1-Fin:	33.55 (22)	1.55	
				Fin:	57.36 (27)			2.32	
	<b>Total:</b>	<b>Int1:</b>	<b>1:25.65 (29)</b>			<b>2.85</b>			
		<b>Fin:</b>	<b>1:59.20 (26)</b>			<b>3.62</b>			
24	<b>ZAHROBSKA Sarka</b> Fischer	CZE	Run1:	Int1:	25.86 (14)	I1-Fin:	35.50 (9)	0.46	
				Fin:	1:01.36 (10)			1.12	
			Run2:	Int1:	23.33 (27)	I1-Fin:	33.33 (17)	1.07	
				Fin:	56.66 (21)			1.62	
	<b>Total:</b>	<b>Int1:</b>	<b>1:24.69 (13)</b>			<b>1.89</b>			
		<b>Fin:</b>	<b>1:58.02 (13)</b>			<b>2.44</b>			
25	<b>HOSP Nicole</b> Fischer	AUT	Run1:	Int1:	25.85 (13)	I1-Fin:	35.20 (3)	0.45	
				Fin:	1:01.05 (5)			0.81	
			Run2:	Int1:	23.26 (25)	I1-Fin:	33.88 (26)	1.00	
				Fin:	57.14 (26)			2.10	
	<b>Total:</b>	<b>Int1:</b>	<b>1:24.31 (10)</b>			<b>1.51</b>			
		<b>Fin:</b>	<b>1:58.19 (17)</b>			<b>2.61</b>			
26	<b>SCHILD Bernadette</b> Atomic	AUT	Run1:	Int1:	26.69 (54)	I1-Fin:	36.37 (35)	1.29	
				Fin:	1:03.06 (39)			2.82	
			Run2:	Int1:		I1-Fin:			
				Fin:	DNQ				
	<b>Total:</b>	<b>Int1:</b>	<b>DNQ</b>						
		<b>Fin:</b>	<b>DNQ</b>						
27	<b>DAUM Alexandra</b> Rossignol	AUT	Run1:	Int1:	25.40 (1)	I1-Fin:	35.71 (12)	0.00	
				Fin:	1:01.11 (6)			0.87	
			Run2:	Int1:	22.77 (5)	I1-Fin:	33.85 (25)	0.51	
				Fin:	56.62 (19)			1.58	
	<b>Total:</b>	<b>Int1:</b>	<b>1:23.88 (6)</b>			<b>1.08</b>			
		<b>Fin:</b>	<b>1:57.73 (9)</b>			<b>2.15</b>			
28	<b>HOLDENER Wendy</b> Head	SUI	Run1:	Int1:	25.52 (4)	I1-Fin:	35.99 (21)	0.12	
				Fin:	1:01.51 (11)			1.27	
			Run2:	Int1:	22.98 (13)	I1-Fin:	33.34 (19)	0.72	
				Fin:	56.32 (15)			1.28	
	<b>Total:</b>	<b>Int1:</b>	<b>1:24.49 (12)</b>			<b>1.69</b>			
		<b>Fin:</b>	<b>1:57.83 (11)</b>			<b>2.25</b>			
29	<b>CHMELAR Fanny</b> Voelkl	GER	Run1:	Int1:	26.09 (24)	I1-Fin:	35.99 (21)	0.69	
				Fin:	1:02.08 (20)			1.84	
			Run2:	Int1:	23.37 (29)	I1-Fin:	33.28 (15)	1.11	
				Fin:	56.65 (20)			1.61	
	<b>Total:</b>	<b>Int1:</b>	<b>1:25.45 (24)</b>			<b>2.65</b>			
		<b>Fin:</b>	<b>1:58.73 (24)</b>			<b>3.15</b>			
30	<b>AUBERT Sandrine</b> Fischer	FRA	Run1:	Int1:	25.96 (17)	I1-Fin:	36.60 (43)	0.56	
				Fin:	1:02.56 (30)			2.32	
			Run2:	Int1:	23.17 (19)	I1-Fin:	33.65 (23)	0.91	
				Fin:	56.82 (25)			1.78	
	<b>Total:</b>	<b>Int1:</b>	<b>1:25.73 (30)</b>			<b>2.93</b>			
		<b>Fin:</b>	<b>1:59.38 (27)</b>			<b>3.80</b>			



**Number of Competitors: 72**

Bib	Name Ski	NSA	Positions			Partials			Difference
			Pos.	Time	Rank	Pos.	Time	Rank	Time
31	<b>EKLUND Nathalie</b> Rossignol	SWE	Run1:	Int1:	25.54 (5)	I1-Fin:	36.21 (30)	0.14	
				Fin:	1:01.75 (13)			1.51	
			Run2:	Int1:	22.67 (4)	I1-Fin:	34.13 (27)	0.41	
				Fin:	56.80 (24)			1.76	
	Total:	Int1:	1:24.42 (11)			1.62			
			Fin:	1:58.55 (22)			2.97		
32	<b>HASEGAWA Emi</b>	JPN	Run1:	Int1:	26.95 (59)	I1-Fin:	37.88 (56)	1.55	
				Fin:	1:04.83 (56)			4.59	
			Run2:	Int1:		I1-Fin:			
				Fin:	DNQ				
	Total:	Int1:							
			Fin:	DNQ					
33	<b>DEPAULI Jessica</b> Fischer	AUT	Run1:	Int1:	26.19 (29)	I1-Fin:	36.08 (28)	0.79	
				Fin:	1:02.27 (27)			2.03	
			Run2:	Int1:	23.01 (15)	I1-Fin:	33.34 (19)	0.75	
				Fin:	56.35 (16)			1.31	
	Total:	Int1:	1:25.28 (21)			2.48			
			Fin:	1:58.62 (23)			3.04		
34	<b>STABER Veronika</b> Fischer	GER	Run1:	Int1:	26.16 (26)	I1-Fin:	37.61 (53)	0.76	
				Fin:	1:03.77 (48)			3.53	
			Run2:	Int1:		I1-Fin:			
				Fin:	DNQ				
	Total:	Int1:							
			Fin:	DNQ					
35	<b>FERK Marusa</b> Stoekli	SLO	Run1:	Int1:	26.35 (36)	I1-Fin:	36.02 (25)	0.95	
				Fin:	1:02.37 (28)			2.13	
			Run2:	Int1:	23.24 (21)	I1-Fin:	35.18 (29)	0.98	
				Fin:	58.42 (29)			3.38	
	Total:	Int1:	1:25.61 (28)			2.81			
			Fin:	2:00.79 (29)			5.21		
36	<b>AZZOLA Michela</b> Rossignol	ITA	Run1:	Int1:	26.84 (58)	I1-Fin:	36.53 (40)	1.44	
				Fin:	1:03.37 (45)			3.13	
			Run2:	Int1:		I1-Fin:			
				Fin:	DNQ				
	Total:	Int1:							
			Fin:	DNQ					
37	<b>COSTAZZA Chiara</b> Rossignol	ITA	Run1:	Int1:	26.07 (20)	I1-Fin:	35.93 (16)	0.67	
				Fin:	1:02.00 (17)			1.76	
			Run2:	Int1:	23.24 (21)	I1-Fin:	32.93 (10)	0.98	
				Fin:	56.17 (14)			1.13	
	Total:	Int1:	1:25.24 (19)			2.44			
			Fin:	1:58.17 (16)			2.59		
38	<b>MOUGEL Laurie</b> Fischer	FRA	Run1:	Int1:	26.30 (34)	I1-Fin:	36.58 (42)	0.90	
				Fin:	1:02.88 (36)			2.64	
			Run2:	Int1:		I1-Fin:			
				Fin:	DNQ				
	Total:	Int1:							
			Fin:	DNQ					

**Number of Competitors: 72**

Bib	Name Ski	NSA	Positions			Partials			Difference
			Pos.	Time	Rank	Pos.	Time	Rank	Time
39	<b>HOSHI Mizue</b> Salomon	JPN	Run1:	Int1: 27.40 (64) Fin: DNF		I1-Fin:		2.00	
			Run2:	Int1: Fin: DNF		I1-Fin:			
			Total:	Int1: Fin: DNF					
40	<b>LOESETH Nina</b> Voelkl	NOR	Run1:	Int1: 26.40 (41) Fin: 1:02.25 (26)		I1-Fin: 35.85 (15)		1.00 2.01	
			Run2:	Int1: 23.25 (23) Fin: 55.82 (8)		I1-Fin: 32.57 (3)		0.99 0.78	
			Total:	Int1: 1:25.50 (25) Fin: 1:58.07 (14)				2.70 2.49	
41	<b>BRIGNONE Federica</b> Rossignol	ITA	Run1:	Int1: 26.37 (38) Fin: 1:02.77 (32)		I1-Fin: 36.40 (36)		0.97 2.53	
			Run2:	Int1: Fin: DNQ		I1-Fin:			
			Total:	Int1: Fin: DNQ					
42	<b>DUKE Hailey</b> Atomic	USA	Run1:	Int1: 26.38 (39) Fin: 1:04.42 (54)		I1-Fin: 38.04 (59)		0.98 4.18	
			Run2:	Int1: Fin: DNQ		I1-Fin:			
			Total:	Int1: Fin: DNQ					
43	<b>TERWIEL Eili</b>	CAN	Run1:	Int1: 26.32 (35) Fin: DNF		I1-Fin:		0.92	
			Run2:	Int1: Fin: DNF		I1-Fin:			
			Total:	Int1: Fin: DNF					
44	<b>ROUTHIER Eve</b> Head	CAN	Run1:	Int1: 26.47 (46) Fin: 1:03.25 (42)		I1-Fin: 36.78 (46)		1.07 3.01	
			Run2:	Int1: Fin: DNQ		I1-Fin:			
			Total:	Int1: Fin: DNQ					
45	<b>GIUS Nicole</b> Fischer	ITA	Run1:	Int1: 26.58 (48) Fin: 1:02.93 (37)		I1-Fin: 36.35 (34)		1.18 2.69	
			Run2:	Int1: Fin: DNQ		I1-Fin:			
			Total:	Int1: Fin: DNQ					
46	<b>PHELAN Brittany</b> Fischer	CAN	Run1:	Int1: 26.16 (26) Fin: 1:02.09 (21)		I1-Fin: 35.93 (16)		0.76 1.85	
			Run2:	Int1: 23.21 (20) Fin: 57.43 (28)		I1-Fin: 34.22 (28)		0.95 2.39	
			Total:	Int1: 1:25.30 (22) Fin: 1:59.52 (28)				2.50 3.94	

**Number of Competitors: 72**

Bib	Name Ski	NSA	Positions			Partials			Difference
			Pos.	Time	Rank	Pos.	Time	Rank	Time
47	<b>BERTRAND</b> Marion Fischer	FRA	Run1:	Int1: 26.79 (56) Fin: DNF		I1-Fin:		1.39	
			Run2:	Int1: Fin: DNF		I1-Fin:			
			Total:	Int1: Fin: DNF					
48	<b>NIGG</b> Marina Fischer	LIE	Run1:	Int1: 27.38 (63) Fin: 1:04.54 (55)		I1-Fin: 37.16 (47)		1.98 4.30	
			Run2:	Int1: Fin: DNQ		I1-Fin:			
			Total:	Int1: Fin: DNQ					
49	<b>MARMOTTAN</b> Anemone Rossignol	FRA	Run1:	Int1: 26.36 (37) Fin: 1:03.64 (47)		I1-Fin: 37.28 (49)		0.96 3.40	
			Run2:	Int1: Fin: DNQ		I1-Fin:			
			Total:	Int1: Fin: DNQ					
50	<b>SMEDH</b> Veronica Head	SWE	Run1:	Int1: 26.28 (33) Fin: 1:03.01 (38)		I1-Fin: 36.73 (44)		0.88 2.77	
			Run2:	Int1: Fin: DNQ		I1-Fin:			
			Total:	Int1: Fin: DNQ					
51	<b>WIRTH</b> Barbara Fischer	GER	Run1:	Int1: 26.08 (21) Fin: 1:02.07 (19)		I1-Fin: 35.99 (21)		0.68 1.83	
			Run2:	Int1: 23.09 (16) Fin: 56.38 (17)		I1-Fin: 33.29 (16)		0.83 1.34	
			Total:	Int1: 1:25.16 (17) Fin: 1:58.45 (20)				2.36 2.87	
52	<b>HANGL</b> Celina Atomic	SUI	Run1:	Int1: Fin: DNF		I1-Fin:			
			Run2:	Int1: Fin: DNF		I1-Fin:			
			Total:	Int1: Fin: DNF					
53	<b>HUEBNER</b> Monica Voelkl	GER	Run1:	Int1: 26.77 (55) Fin: 1:04.15 (51)		I1-Fin: 37.38 (50)		1.37 3.91	
			Run2:	Int1: Fin: DNQ		I1-Fin:			
			Total:	Int1: Fin: DNQ					
54	<b>BREM</b> Eva-Maria Voelkl	AUT	Run1:	Int1: 27.24 (62) Fin: 1:05.10 (57)		I1-Fin: 37.86 (55)		1.84 4.86	
			Run2:	Int1: Fin: DNQ		I1-Fin:			
			Total:	Int1: Fin: DNQ					

**Number of Competitors: 72**

Bib	Name Ski	NSA	Positions			Partials			Difference
			Pos.	Time	Rank	Pos.	Time	Rank	Time
55	<b>SOPPELA Merle</b>	FIN	Run1:	Int1: 26.58 (48) Fin: DNF		I1-Fin:		1.18	
			Run2:	Int1: Fin: DNF		I1-Fin:			
			Total:	Int1: Fin: DNF					
56	<b>DUBOVSKA Martina</b> Elan	CZE	Run1:	Int1: 26.44 (43) Fin: 1:04.02 (49)		I1-Fin: 37.58 (52)		1.04 3.78	
			Run2:	Int1: Fin: DNQ		I1-Fin:			
			Total:	Int1: Fin: DNQ					
57	<b>PERSYN Karen</b> Elan	BEL	Run1:	Int1: 26.17 (28) Fin: 1:03.44 (46)		I1-Fin: 37.27 (48)		0.77 3.20	
			Run2:	Int1: Fin: DNQ		I1-Fin:			
			Total:	Int1: Fin: DNQ					
58	<b>VOGEL Nadja</b> Stoeckli	SUI	Run1:	Int1: 26.52 (47) Fin: 1:04.27 (53)		I1-Fin: 37.75 (54)		1.12 4.03	
			Run2:	Int1: Fin: DNQ		I1-Fin:			
			Total:	Int1: Fin: DNQ					
59	<b>HECTOR Sara</b> Atomic	SWE	Run1:	Int1: 26.22 (30) Fin: 1:02.19 (24)		I1-Fin: 35.97 (19)		0.82 1.95	
			Run2:	Int1: 23.15 (18) Fin: 56.08 (13)		I1-Fin: 32.93 (10)		0.89 1.04	
			Total:	Int1: 1:25.34 (23) Fin: 1:58.27 (18)				2.54 2.69	
60	<b>LOESETH Mona</b> Atomic	NOR	Run1:	Int1: 26.41 (42) Fin: DNF		I1-Fin:		1.01	
			Run2:	Int1: Fin: DNF		I1-Fin:			
			Total:	Int1: Fin: DNF					
61	<b>BARIOZ Taina</b> Fischer	FRA	Run1:	Int1: 26.68 (53) Fin: 1:02.68 (31)		I1-Fin: 36.00 (24)		1.28 2.44	
			Run2:	Int1: Fin: DNQ		I1-Fin:			
			Total:	Int1: Fin: DNQ					
62	<b>DUERR Katharina</b> Fischer	GER	Run1:	Int1: 26.81 (57) Fin: 1:03.22 (41)		I1-Fin: 36.41 (37)		1.41 2.98	
			Run2:	Int1: Fin: DNQ		I1-Fin:			
			Total:	Int1: Fin: DNQ					



**Number of Competitors: 72**

Bib	Name Ski	NSA	Positions			Partials			Difference
			Pos.	Time	Rank	Pos.	Time	Rank	Time
63	<b>KLUS Aleksandra</b> Voelkl	POL	Run1:	Int1: 27.46 (66) Fin: DNF		I1-Fin:		2.06	
			Run2:	Int1: Fin: DNF		I1-Fin:			
			Total:	Int1: Fin: DNF					
64	<b>FILSER Andrea</b>	GER	Run1:	Int1: 26.97 (60) Fin: 1:03.29 (43)		I1-Fin: 36.32 (33)		1.57 3.05	
			Run2:	Int1: Fin: DNQ		I1-Fin:			
			Total:	Int1: Fin: DNQ					
65	<b>HAFNER Ula</b> Voelki	SLO	Run1:	Int1: 26.08 (21) Fin: 1:04.04 (50)		I1-Fin: 37.96 (58)		0.68 3.80	
			Run2:	Int1: Fin: DNQ		I1-Fin:			
			Total:	Int1: Fin: DNQ					
66	<b>FJAELLSTROEM Magdalena</b> Head	SWE	Run1:	Int1: 26.25 (32) Fin: 1:02.81 (34)		I1-Fin: 36.56 (41)		0.85 2.57	
			Run2:	Int1: Fin: DNQ		I1-Fin:			
			Total:	Int1: Fin: DNQ					
67	<b>GUTIERREZ Mireia</b> Rossignol	AND	Run1:	Int1: 26.44 (43) Fin: 1:02.85 (35)		I1-Fin: 36.41 (37)		1.04 2.61	
			Run2:	Int1: Fin: DNQ		I1-Fin:			
			Total:	Int1: Fin: DNQ					
68	<b>NOVOSELIC Sofija</b> Salomon	CRO	Run1:	Int1: 27.73 (69) Fin: 1:07.61 (60)		I1-Fin: 39.88 (61)		2.33 7.37	
			Run2:	Int1: Fin: DNQ		I1-Fin:			
			Total:	Int1: Fin: DNQ					
69	<b>JUUTINEN Jutta</b>	FIN	Run1:	Int1: 27.41 (65) Fin: DNF		I1-Fin:		2.01	
			Run2:	Int1: Fin: DNF		I1-Fin:			
			Total:	Int1: Fin: DNF					
70	<b>HOLM Sandra</b>	FIN	Run1:	Int1: 27.53 (67) Fin: 1:05.42 (58)		I1-Fin: 37.89 (57)		2.13 5.18	
			Run2:	Int1: Fin: DNQ		I1-Fin:			
			Total:	Int1: Fin: DNQ					

**Number of Competitors: 72**

Bib	Name Ski	NSA	Positions			Partials			Difference
			Pos.	Time	Rank	Pos.	Time	Rank	Time
71	TOIVONEN Lotta	FIN	Run1:	Int1:	27.58 (68)	I1-Fin:	38.94 (60)	2.18	
			Fin:	1:06.52 (59)	I1-Fin:				6.28
			Run2:	Int1:			I1-Fin:		
			Fin:	DNQ	I1-Fin:				
Total:	Int1:		I1-Fin:						
Fin:	DNQ	I1-Fin:							
72	TOBI Triin		EST	Run1:		Int1:	29.49 (70)	I1-Fin:	45.71 (62)
		Fin:		1:15.20 (61)	I1-Fin:	14.96			
		Run2:		Int1:				I1-Fin:	
		Fin:		DNQ	I1-Fin:				
Total:	Int1:		I1-Fin:						
Fin:	DNQ	I1-Fin:							

**LEGEND**

**Pos** Intermediate or Speed Position    **DNQ** Did Not Qualify    **DNF** Did Not Finish    **Run1** First Run    **Fin:** Finish  
**Total** First + Second Run    **Int1:** Intermediate 1    **Run2** Second Run

10-11-2012 / Levi (FIN) / 5382

Page 10/10

Data Processing by LONGINES

[www.fisalpine.com](http://www.fisalpine.com)

LONGINES Timing

Generation Date: SAT 10 NOV 2012

Time: 14:50

Document: 77B 1.0



# AUDI FIS SKI WORLD CUP 2012/2013

## AFTER 1st LADIES' SLALOM SLALOM FIS WCSL LIST

Number of Competitors: 61				10 NOV 2012 Levi (FIN)			
Rank	FIS Code	Name	NSA	1	Base	- X + Y =	WCSL-SL
1	55590	SCHILD Marlies	AUT	-	760	76 -	684
2	565243	MAZE Tina	SLO	50	413	41 50	422
3	55759	KIRCHGASSER Michaela	AUT	-	452	45 -	407
4	206001	HOEFL-RIESCH Maria	GER	100	330	33 100	397
5	705287	VELEZ ZUZULOVA V.	SVK	45	377	38 45	384
6	185140	POUTIAINEN Tanja	FIN	80	334	33 80	381
7	55838	ZETTEL Kathrin	AUT	-	356	36 -	320
8	505610	BORSSEN Therese	SWE	40	299	30 40	309
9	505679	HANSDOTTER Frida	SWE	-	286	29 -	257
10	105269	GAGNON Marie-Michele	CAN	26	248	25 26	249
11	6535237	SHIFFRIN Mikaela	USA	60	163	16 60	207
12	196806	NOENS Nastasia	FRA	-	226	23 -	203
13	505760	PIETILAE-HOLMNER Maria	SWE	32	176	18 32	190
14	206355	DUERR Lena	GER	-	197	20 -	177
15	206279	GEIGER Christina	GER	24	167	17 24	174
15	106961	MIELZYNSKI Erin	CAN	18	173	17 18	174
17	296259	MOELGG Manuela	ITA	-	184	18 -	166
18	296509	CURTONI Irene	ITA	12	160	16 12	156
18	506146	SWENN-LARSSON Anna	SWE	36	133	13 36	156
20	506341	WIKSTROEM Emelie	SWE	-	159	16 -	143
21	537544	VONN Lindsey	USA	-	142	14 -	128
22	196726	BARTHET Anne-Sophie	FRA	6	101	10 6	97
23	206160	RIESCH Susanne	GER	-	101	10 -	91
24	537772	STIEGLER Resi	USA	-	99	10 -	89
25	155415	ZAHROBSKA Sarka	CZE	20	75	8 20	87
26	55807	DAUM Alexandra	AUT	29	61	6 29	84
27	55690	HOSP Nicole	AUT	14	73	7 14	80
28	516280	HOLDENER Wendy	SUI	24	60	6 24	78
28	55977	THALMANN Carmen	AUT	5	81	8 5	78
30	196928	WORLEY Tessa	FRA	10	71	7 10	74
31	515997	FEIERABEND Denise	SUI	-	68	7 -	61
31	56032	SCHILD Bernadette	AUT	-	68	7 -	61
33	206035	CHMELAR Fanny	GER	7	59	6 7	60
34	195972	AUBERT Sandrine	FRA	4	57	6 4	55
35	106633	GOODMAN Anna	CAN	-	57	6 -	51



AFTER 1st LADIES' SLALOM  
SLALOM FIS WCSL LIST

Number of Competitors: 61				10 NOV 2012 Levi				(FIN)
Rank	FIS Code	Name	NSA	1	Base	- X	+ Y = WCSL-SL	
36	196725	BARIOZ Taina	FRA	-	39	4	-	35
36	296354	COSTAZZA Chiara	ITA	15	22	2	15	35
38	506350	EKLUND Nathalie	SWE	9	24	2	9	31
39	56059	DEPAULI Jessica	AUT	8	20	2	8	26
40	196803	MOUGEL Laurie	FRA	-	24	2	-	22
41	205168	DUERR Katharina	GER	-	23	2	-	21
42	205239	WIRTH Barbara	GER	11	10	1	11	20
43	425771	LOESETH Nina	NOR	18	-	-	18	18
44	295435	GIUS Nicole	ITA	-	17	2	-	15
44	205993	HOELZL Kathrin	GER	-	17	2	-	15
44	355040	NIGG Marina	LIE	-	17	2	-	15
44	425880	SEJERSTED Lotte Smiseth	NOR	-	17	2	-	15
48	55898	BREM Eva-Maria	AUT	-	16	2	-	14
48	196016	DAUTHERIVES Claire	FRA	-	16	2	-	14
50	506399	HECTOR Sara	SWE	13	-	-	13	13
50	305944	KIYOSAWA Emiko	JPN	-	15	2	-	13
52	206174	STABER Veronika	GER	-	12	1	-	11
53	206099	PERNER Nina	GER	-	10	1	-	9
54	537545	MANCUSO Julia	USA	-	9	1	-	8
55	106183	TERWIEL Eili	CAN	-	8	1	-	7
56	705394	KANTOROVA Barbara	SVK	-	7	1	-	6
57	206290	HUEBNER Monica	GER	-	6	1	-	5
58	55947	FENNINGER Anna	AUT	-	5	1	-	4
59	297601	BRIGNONE Federica	ITA	-	3	-	-	3
59	107068	PHELAN Brittany	CAN	3	-	-	3	3
61	565320	FERK Marusa	SLO	2	-	-	2	2

Number of Competitors per Nation until 60th position

AUT : 10	CAN : 5	CZE : 1	FIN : 1	FRA : 7	GER : 11
ITA : 5	JPN : 1	LIE : 1	NOR : 2	SLO : 1	SUI : 2
SVK : 2	SWE : 7	USA : 4			

**LEGEND**

**Base** Last season WCSL points  
**X** (Base / number of planned races in the current season) \* number of completed races in the current season  
**Y** WC points won in the current season  
**WCSL-SL** World Cup Start List points for Slalom

10-11-2012 / Levi (FIN) / 5382

Page 2/2

www.fisalpine.com

Generation Date: SAT 10 NOV 2012

Time: 15:09

Document: 60A 1.0







# AUDI FIS SKI WORLD CUP 2012/2013



SKI WORLD CUP

## AFTER 1st LADIES' SLALOM OVERALL FIS WCSL LIST

Number of Competitors: 124

Rank	FIS Code	Name	NSA	WCSL	DH	SL	GS	SG	SC
1	537544	VONN Lindsey	USA	1860	690 (1)	128 (21)	409 (4)	453 (1)	180 (1)
2	565243	MAZE Tina	SLO	1444	210 (9)	422 (2)	430 (3)	257 (4)	125 (2)
3	206001	HOEFL-RIESCH Maria	GER	1255	379 (4)	397 (4)	144 (15)	225 (6)	110 (4)
4	55947	FENNINGER Anna	AUT	979	107 (19)	4 (58)	443 (2)	369 (3)	56 (8)
5	55576	GOERGL Elisabeth	AUT	957	384 (3)	–	318 (6)	205 (9)	50 (10)
6	537545	MANCUSO Julia	USA	896	277 (5)	8 (54)	210 (11)	381 (2)	20 (23)
7	205218	REBENSBURG Viktoria	GER	867	165 (12)	–	585 (1)	117 (20)	–
8	55590	SCHILD Marlies	AUT	805	–	684 (1)	121 (18)	–	–
9	355050	WEIRATHER Tina	LIE	668	400 (2)	–	50 (32)	213 (7)	5 (36)
10	55838	ZETTEL Kathrin	AUT	587	–	320 (7)	183 (12)	5 (44)	79 (5)
11	196928	WORLEY Tessa	FRA	532	22 (40)	74 (30)	401 (5)	17 (37)	18 (24)
12	185140	POUTIAINEN Tanja	FIN	521	–	381 (6)	140 (16)	–	–
13	55759	KIRCHGASSER Michaela	AUT	501	–	407 (3)	94 (24)	–	–
14	515747	GISIN Dominique	SUI	475	210 (9)	–	98 (23)	135 (12)	32 (16)
15	516138	GUT Lara	SUI	444	113 (18)	–	115 (19)	207 (8)	9 (32)
16	105269	GAGNON Marie-Michele	CAN	406	–	249 (10)	107 (21)	5 (44)	45 (12)
17	296509	CURTONI Irene	ITA	400	–	156 (18)	244 (8)	–	–
18	505632	LINDELL-VIKARBY Jessica	SWE	396	–	–	230 (9)	166 (10)	–
18	705287	VELEZ ZUZULOVA Veronika	SVK	396	–	384 (5)	12 (48)	–	–
20	515766	SUTER Fabienne	SUI	394	132 (16)	–	28 (37)	226 (5)	8 (33)
21	296008	MERIGHETTI Daniela	ITA	392	243 (7)	–	–	135 (12)	14 (29)
22	195983	ROLLAND Marion	FRA	365	244 (6)	–	–	121 (18)	–
23	55690	HOSP Nicole	AUT	344	28 (37)	80 (27)	–	116 (21)	120 (3)
24	297601	BRIGNONE Federica	ITA	332	–	3 (59)	306 (7)	1 (49)	22 (21)
25	505610	BORSSEN Therese	SWE	309	–	309 (8)	–	–	–
26	296427	SCHNARF Johanna	ITA	292	140 (14)	–	–	120 (19)	32 (16)
27	196460	MARCHAND-ARVIER Marie	FRA	285	214 (8)	–	–	68 (25)	3 (38)
28	55750	FISCHBACHER Andrea	AUT	281	120 (17)	–	31 (35)	130 (16)	–
29	505679	HANSDOTTER Frida	SWE	280	–	257 (9)	23 (42)	–	–
30	206355	DUERR Lena	GER	262	–	177 (14)	79 (27)	–	6 (35)
31	55818	KOEHLE Stefanie	AUT	261	–	–	223 (10)	38 (31)	–
32	296259	MOELGG Manuela	ITA	257	–	166 (17)	91 (25)	–	–
33	505483	PAERSON Anja	SWE	242	55 (28)	–	24 (41)	108 (22)	55 (9)
33	505760	PIETILAE-HOLMNER Maria	SWE	242	–	190 (13)	52 (31)	–	–
35	296472	FANCHINI Elena	ITA	215	154 (13)	–	–	33 (32)	28 (19)
36	515573	AUFDENBLATTEN Fraenzi	SUI	213	78 (24)	–	–	135 (12)	–
37	6535237	SHIFFRIN Mikaela	USA	211	–	207 (11)	4 (54)	–	–

10-11-2012 / Levi (FIN) / 5382

Page 1/3

www.fisalpine.com

Generation Date: SAT 10 NOV 2012

Time: 15:10

Document: 60B 1.0



AFTER 1st LADIES' SLALOM  
OVERALL FIS WCSL LIST

Number of Competitors: 124

Rank	FIS Code	Name	NSA	WCSL	DH	SL	GS	SG	SC
38	196725	BARIOZ Taina	FRA	208	–	35 (36)	170 (13)	–	3 (38)
39	538305	SMITH Leanne	USA	205	68 (25)	–	–	124 (17)	13 (30)
40	196806	NOENS Nastasia	FRA	203	–	203 (12)	–	–	–
41	297910	CURTONI Elena	ITA	199	4 (49)	–	8 (52)	151 (11)	36 (15)
42	537582	COOK Stacey	USA	180	172 (11)	–	–	8 (41)	–
43	206279	GEIGER Christina	GER	174	–	174 (15)	–	–	–
43	106961	MIELZYNSKI Erin	CAN	174	–	174 (15)	–	–	–
45	565320	FERK Marusa	SLO	162	88 (23)	2 (61)	–	9 (40)	63 (6)
45	425880	SEJERSTED Lotte Smiseth	NOR	162	44 (34)	15 (44)	16 (44)	47 (28)	40 (13)
47	295445	KARBON Denise	ITA	158	–	–	158 (14)	–	–
48	55913	MOSER Stefanie	AUT	156	52 (30)	–	–	83 (24)	21 (22)
48	506146	SWENN-LARSSON Anna	SWE	156	–	156 (18)	–	–	–
50	538573	ROSS Laurene	USA	149	91 (22)	–	–	45 (29)	13 (30)
51	205993	HOELZL Kathrin	GER	144	–	15 (44)	129 (17)	–	–
52	196726	BARTHET Anne-Sophie	FRA	143	–	97 (22)	28 (37)	–	18 (24)
52	506341	WIKSTROEM Emelie	SWE	143	–	143 (20)	–	–	–
54	206367	HRONEK Veronique	GER	141	26 (38)	–	31 (35)	84 (23)	–
55	515806	KAMER Nadja	SUI	140	134 (15)	–	–	6 (43)	–
56	515560	SCHILD Martina	SUI	135	–	–	–	135 (12)	–
57	515997	FEIERABEND Denise	SUI	125	2 (50)	61 (31)	–	–	62 (7)
58	55898	BREM Eva-Maria	AUT	120	–	14 (48)	106 (22)	–	–
59	516280	HOLDENER Wendy	SUI	116	–	78 (28)	14 (46)	–	24 (20)
60	298084	AGERER Lisa Magdalena	ITA	115	2 (50)	–	87 (26)	10 (39)	16 (28)
60	537772	STIEGLER Resi	USA	115	–	89 (24)	26 (40)	–	–
62	196793	MARMOTTAN Anemone	FRA	114	–	–	114 (20)	–	–
63	495318	RUIZ CASTILLO Carolina	SPA	112	46 (32)	–	15 (45)	51 (26)	–
64	538685	MCKENNIS Alice	USA	105	105 (20)	–	–	–	–
64	196812	PELLISSIER Marion	FRA	105	46 (32)	–	–	20 (36)	39 (14)
66	296431	STUFFER Verena	ITA	96	53 (29)	–	–	43 (30)	–
67	196573	REVILLET Aurelie	FRA	92	92 (21)	–	–	–	–
68	206160	RIESCH Susanne	GER	91	–	91 (23)	–	–	–
69	297702	MARSAGLIA Francesca	ITA	89	26 (38)	–	–	32 (33)	31 (18)
70	155415	ZAHROBSKA Sarka	CZE	87	–	87 (25)	–	–	–
71	55807	DAUM Alexandra	AUT	84	–	84 (26)	–	–	–
72	55977	THALMANN Carmen	AUT	78	–	78 (28)	–	–	–
73	196179	BERTRAND Marion	FRA	74	–	–	74 (28)	–	–
74	297134	BORSOTTI Camilla	ITA	71	17 (42)	–	–	7 (42)	47 (11)
75	295533	RECCHIA Lucia	ITA	70	68 (25)	–	–	2 (46)	–
76	296379	GIANESINI Giulia	ITA	69	–	–	69 (29)	–	–
77	55766	STERZ Regina	AUT	67	9 (45)	–	–	50 (27)	8 (33)
78	56032	SCHILD Bernadette	AUT	61	–	61 (31)	–	–	–
79	206035	CHMELAR Fanny	GER	60	–	60 (33)	–	–	–
80	296729	FANCHINI Nadia	ITA	58	–	–	58 (30)	–	–
81	565360	STUHEC Ilka	SLO	56	56 (27)	–	–	–	–
82	195972	AUBERT Sandrine	FRA	55	–	55 (34)	–	–	–
83	106633	GOODMAN Anna	CAN	51	–	51 (35)	–	–	–
83	55978	VOGLREITER Mariella	AUT	51	49 (31)	–	–	–	2 (40)

10-11-2012 / Levi (FIN) / 5382

Page 2/3

www.fisalpine.com

Generation Date: SAT 10 NOV 2012

Time: 15:10

Document: 60B 1.0



AFTER 1st LADIES' SLALOM  
OVERALL FIS WCSL LIST

Number of Competitors: 124

Rank	FIS Code	Name	NSA	WCSL	DH	SL	GS	SG	SC
85	565268	DREV Ana	SLO	50	-	-	50 (32)	-	-
86	55806	ALTACHER Margret	AUT	45	-	-	-	28 (34)	17 (26)
87	106825	PREFONTAINE Marie-Pier	CAN	42	-	-	27 (39)	15 (38)	-
88	297171	FANCHINI Sabrina	ITA	39	-	-	39 (34)	-	-
89	296354	COSTAZZA Chiara	ITA	35	-	35 (36)	-	-	-
90	515782	KAUFMANN-ABDERHALDEN	SUI	33	32 (35)	-	-	-	1 (41)
91	56059	DEPAULI Jessica	AUT	32	-	26 (39)	4 (54)	2 (46)	-
91	55970	SCHMIDHOFER Nicole	AUT	32	32 (35)	-	-	-	-
91	205239	WIRTH Barbara	GER	32	-	20 (42)	12 (48)	-	-
94	506350	EKLUND Nathalie	SWE	31	-	31 (38)	-	-	-
95	506399	HECTOR Sara	SWE	26	-	13 (50)	13 (47)	-	-
95	505886	KLING Kajsa	SWE	26	1 (53)	-	-	25 (35)	-
97	295435	GIUS Nicole	ITA	25	-	15 (44)	10 (51)	-	-
98	196803	MOUGEL Laurie	FRA	22	-	22 (40)	-	-	-
98	206408	WEINBUCHNER Susanne	GER	22	-	-	22 (43)	-	-
100	205168	DUERR Katharina	GER	21	-	21 (41)	-	-	-
101	197006	GAUTHIER Marine	FRA	19	19 (41)	-	-	-	-
102	425771	LOESETH Nina	NOR	18	-	18 (43)	-	-	-
103	225206	ALCOTT Chemmy	GBR	17	-	-	-	-	17 (26)
103	206175	STECHERT Gina	GER	17	17 (42)	-	-	-	-
105	516145	KUENG Mirena	SUI	15	13 (44)	-	-	2 (46)	-
105	355040	NIGG Marina	LIE	15	-	15 (44)	-	-	-
107	196016	DAUTHERIVES Claire	FRA	14	-	14 (48)	-	-	-
108	305944	KIYOSAWA Emiko	JPN	13	-	13 (50)	-	-	-
109	565315	ROBNIK Mateja	SLO	11	-	-	11 (50)	-	-
109	206174	STABER Veronika	GER	11	-	11 (52)	-	-	-
111	538855	FORD Julia	USA	9	9 (45)	-	-	-	-
111	206099	PERNER Nina	GER	9	-	9 (53)	-	-	-
113	375018	COLETTI Alexandra	MON	8	7 (47)	-	-	1 (49)	-
114	536481	SCHLEPER Sarah	USA	7	-	-	7 (53)	-	-
114	106183	TERWIEL Eili	CAN	7	-	7 (55)	-	-	-
116	196968	BAILET Margot	FRA	6	2 (50)	-	-	-	4 (37)
116	705394	KANTOROVA Barbara	SVK	6	-	6 (56)	-	-	-
118	206290	HUEBNER Monica	GER	5	-	5 (57)	-	-	-
118	538038	MARSHALL Chelsea	USA	5	5 (48)	-	-	-	-
120	196851	GALLAY Olivia	FRA	4	-	-	4 (54)	-	-
121	107068	PHELAN Brittany	CAN	3	-	3 (59)	-	-	-
122	245066	MIKLOS Edit	HUN	1	-	-	-	-	1 (41)
122	516219	NUFER Priska	SUI	1	-	-	-	-	1 (41)
122	206323	STIEPEL Isabelle	GER	1	-	-	-	-	1 (41)

**LEGEND**

SC Super Combined points SG Super-G points DH Downhill points WCSL Overall points SL Slalom points  
GS Giant Slalom points

10-11-2012 / Levi (FIN) / 5382

Page 3/3

www.fisalpine.com

Generation Date: SAT 10 NOV 2012

Time: 15:10

Document: 60B 1.0





**AUDI**  
**FIS SKI WORLD CUP 2012/2013**



1st LADIES' SLALOM  
**SLALOM FIS WORLD CUP STANDINGS**

Number of Competitors: 29

10 NOV 2012 Levi (FIN)

Rank	FIS Code	Name	NSA	1	WC-SL	Diff.
1	206001	HOEFL-RIESCH Maria	GER	100	100	
2	185140	POUTIAINEN Tanja	FIN	80	80	-20
3	6535237	SHIFFRIN Mikaela	USA	60	60	-40
4	565243	MAZE Tina	SLO	50	50	-50
5	705287	VELEZ ZUZULOVA V.	SVK	45	45	-55
6	505610	BORSSEN Therese	SWE	40	40	-60
7	506146	SWENN-LARSSON Anna	SWE	36	36	-64
8	505760	PIETILAE-HOLMNER Maria	SWE	32	32	-68
9	55807	DAUM Alexandra	AUT	29	29	-71
10	105269	GAGNON Marie-Michele	CAN	26	26	-74
11	206279	GEIGER Christina	GER	24	24	-76
11	516280	HOLDENER Wendy	SUI	24	24	-76
13	155415	ZAHROBSKA Sarka	CZE	20	20	-80
14	425771	LOESETH Nina	NOR	18	18	-82
14	106961	MIELZYNSKI Erin	CAN	18	18	-82
16	296354	COSTAZZA Chiara	ITA	15	15	-85
17	55690	HOSP Nicole	AUT	14	14	-86
18	506399	HECTOR Sara	SWE	13	13	-87
19	296509	CURTONI Irene	ITA	12	12	-88
20	205239	WIRTH Barbara	GER	11	11	-89
21	196928	WORLEY Tessa	FRA	10	10	-90
22	506350	EKLUND Nathalie	SWE	9	9	-91
23	56059	DEPAULI Jessica	AUT	8	8	-92
24	206035	CHMELAR Fanny	GER	7	7	-93
25	196726	BARTHET Anne-Sophie	FRA	6	6	-94
26	55977	THALMANN Carmen	AUT	5	5	-95
27	195972	AUBERT Sandrine	FRA	4	4	-96
28	107068	PHELAN Brittany	CAN	3	3	-97
29	565320	FERK Marusa	SLO	2	2	-98

**LEGEND**

WC-SL World Cup points for Slalom Diff. Points Difference

10-11-2012 / Levi (FIN) / 5382

Page 1/1

[www.fisalpine.com](http://www.fisalpine.com)

Generation Date: SAT 10 NOV 2012

Time: 15:10

Document: 25A 1.0







# AUDI FIS SKI WORLD CUP 2012/2013



SKI WORLD CUP

## 1st LADIES' SLALOM OVERALL FIS WORLD CUP STANDINGS

Number of Competitors: 46

Rank	FIS Code	Name	NSA	Points	DH	SL 1 race	GS 1 race	SG	SC
1	565243	MAZE Tina	SLO	150	-	50 (4)	100 (1)	-	-
2	206001	HOEFL-RIESCH Maria	GER	124	-	100 (1)	24 (11)	-	-
3	185140	POUTIAINEN Tanja	FIN	91	-	80 (2)	11 (20)	-	-
4	55838	ZETTEL Kathrin	AUT	80	-	-	80 (2)	-	-
5	105269	GAGNON Marie-Michele	CAN	66	-	26 (10)	40 (6)	-	-
6	55818	KOEHLE Stefanie	AUT	60	-	-	60 (3)	-	-
6	6535237	SHIFFRIN Mikaela	USA	60	-	60 (3)	-	-	-
8	515747	GISIN Dominique	SUI	50	-	-	50 (4)	-	-
9	55947	FENNINGER Anna	AUT	45	-	-	45 (5)	-	-
9	705287	VELEZ ZUZULOVA Veronika	SVK	45	-	45 (5)	-	-	-
11	296509	CURTONI Irene	ITA	44	-	12 (19)	32 (8)	-	-
12	505610	BORSSEN Therese	SWE	40	-	40 (6)	-	-	-
13	516280	HOLDENER Wendy	SUI	38	-	24 (11)	14 (17)	-	-
14	295445	KARBON Denise	ITA	36	-	-	36 (7)	-	-
14	506146	SWENN-LARSSON Anna	SWE	36	-	36 (7)	-	-	-
16	505760	PIETILAE-HOLMNER Maria	SWE	32	-	32 (8)	-	-	-
17	55807	DAUM Alexandra	AUT	29	-	29 (9)	-	-	-
17	505632	LINDELL-VIKARBY Jessica	SWE	29	-	-	29 (9)	-	-
19	196725	BARIOZ Taina	FRA	26	-	-	26 (10)	-	-
20	206279	GEIGER Christina	GER	24	-	24 (11)	-	-	-
21	206408	WEINBUCHNER Susanne	GER	22	-	-	22 (12)	-	-
22	565268	DREV Ana	SLO	20	-	-	20 (13)	-	-
22	155415	ZAHROBSKA Sarka	CZE	20	-	20 (13)	-	-	-
24	55576	GOERGL Elisabeth	AUT	18	-	-	18 (14)	-	-
24	425771	LOESETH Nina	NOR	18	-	18 (14)	-	-	-
24	106961	MIELZYNSKI Erin	CAN	18	-	18 (14)	-	-	-
27	425880	SEJERSTED Lotte Smiseth	NOR	16	-	-	16 (15)	-	-
28	296354	COSTAZZA Chiara	ITA	15	-	15 (16)	-	-	-
28	495318	RUIZ CASTILLO Carolina	SPA	15	-	-	15 (16)	-	-
30	55690	HOSP Nicole	AUT	14	-	14 (17)	-	-	-
31	505679	HANSDOTTER Frida	SWE	13	-	-	13 (18)	-	-
31	506399	HECTOR Sara	SWE	13	-	13 (18)	-	-	-
33	106825	PREFONTAINE Marie-Pier	CAN	12	-	-	12 (19)	-	-
34	205239	WIRTH Barbara	GER	11	-	11 (20)	-	-	-
35	298084	AGERER Lisa Magdalena	ITA	10	-	-	10 (21)	-	-
35	196928	WORLEY Tessa	FRA	10	-	10 (21)	-	-	-
37	196179	BERTRAND Marion	FRA	9	-	-	9 (22)	-	-

10-11-2012 / Levi (FIN) / 5382

Page 1/2

www.fisalpine.com

Generation Date: SAT 10 NOV 2012

Time: 15:10

Document: 25B 1.0



1st LADIES' SLALOM  
OVERALL FIS WORLD CUP STANDINGS

Number of Competitors: 46

Rank	FIS Code	Name	NSA	Points	DH	SL 1 race	GS 1 race	SG	SC
37	55898	BREM Eva-Maria	AUT	9	-	-	9 (22)	-	-
37	506350	EKLUND Nathalie	SWE	9	-	9 (22)	-	-	-
40	56059	DEPAULI Jessica	AUT	8	-	8 (23)	-	-	-
41	206035	CHMELAR Fanny	GER	7	-	7 (24)	-	-	-
42	196726	BARTHET Anne-Sophie	FRA	6	-	6 (25)	-	-	-
43	55977	THALMANN Carmen	AUT	5	-	5 (26)	-	-	-
44	195972	AUBERT Sandrine	FRA	4	-	4 (27)	-	-	-
45	107068	PHELAN Brittany	CAN	3	-	3 (28)	-	-	-
46	565320	FERK Marusa	SLO	2	-	2 (29)	-	-	-

**LEGEND**

SC Super Combined points    SG Super-G points    DH Downhill points    Points Overall points    SL Slalom points  
GS Giant Slalom points

10-11-2012 / Levi (FIN) / 5382

Page 2/2

[www.fisalpine.com](http://www.fisalpine.com)

Generation Date: SAT 10 NOV 2012

Time: 15:10

Document: 25B 1.0





**AUDI**  
**FIS SKI WORLD CUP 2012/2013**



1st LADIES' SLALOM  
**LADIES FIS NATION CUP**

Number of Nations: 14

Rank	NSA	Points	Diff.	DH	SL	GS	SG	SC	TE
1	AUT <b>Austria</b>	<b>268</b>		-	56	212	-	-	-
2	GER <b>Germany</b>	<b>188</b>	- 80	-	142	46	-	-	-
3	SWE <b>Sweden</b>	<b>172</b>	- 96	-	130	42	-	-	-
3	SLO <b>Slovenia</b>	<b>172</b>	- 96	-	52	120	-	-	-
5	ITA <b>Italy</b>	<b>105</b>	- 163	-	27	78	-	-	-
6	CAN <b>Canada</b>	<b>99</b>	- 169	-	47	52	-	-	-
7	FIN <b>Finland</b>	<b>91</b>	- 177	-	80	11	-	-	-
8	SUI <b>Switzerland</b>	<b>88</b>	- 180	-	24	64	-	-	-
9	USA <b>United States of America</b>	<b>60</b>	- 208	-	60	-	-	-	-
10	FRA <b>France</b>	<b>55</b>	- 213	-	20	35	-	-	-
11	SVK <b>Slovakia</b>	<b>45</b>	- 223	-	45	-	-	-	-
12	NOR <b>Norway</b>	<b>34</b>	- 234	-	18	16	-	-	-
13	CZE <b>Czech Republic</b>	<b>20</b>	- 248	-	20	-	-	-	-
14	SPA <b>Spain</b>	<b>15</b>	- 253	-	-	15	-	-	-





**AUDI**  
**FIS SKI WORLD CUP 2012/2013**



SKI WORLD CUP

1st LADIES' SLALOM  
FIS OVERALL NATION CUP

Number of Nations: 15

Rk	NSA	Overall+TE			DH Points			SL Points			GS Points			SG Points			SC Points		
		M+W	M	W	M+W	M	W	M+W	M	W	M+W	M	W	M+W	M	W	M+W	M	W
1	AUT	441	173	268	-	-	-	56	-	56	385	173	212	-	-	-	-	-	-
2	ITA	222	117	105	-	-	-	27	-	27	195	117	78	-	-	-	-	-	-
3	SWE	198	26	172	-	-	-	130	-	130	68	26	42	-	-	-	-	-	-
4	GER	188	-	188	-	-	-	142	-	142	46	-	46	-	-	-	-	-	-
5	SLO	182	10	172	-	-	-	52	-	52	130	10	120	-	-	-	-	-	-
6	USA	172	112	60	-	-	-	60	-	60	112	112	-	-	-	-	-	-	-
7	FRA	156	101	55	-	-	-	20	-	20	136	101	35	-	-	-	-	-	-
8	SUI	133	45	88	-	-	-	24	-	24	109	45	64	-	-	-	-	-	-
9	CAN	122	23	99	-	-	-	47	-	47	75	23	52	-	-	-	-	-	-
10	FIN	91	-	91	-	-	-	80	-	80	11	-	11	-	-	-	-	-	-
11	SVK	74	29	45	-	-	-	45	-	45	29	29	-	-	-	-	-	-	-
12	NOR	70	36	34	-	-	-	18	-	18	52	36	16	-	-	-	-	-	-
13	CZE	20	-	20	-	-	-	20	-	20	-	-	-	-	-	-	-	-	-
14	CRO	18	18	-	-	-	-	-	-	-	18	18	-	-	-	-	-	-	-
15	SPA	15	-	15	-	-	-	-	-	-	15	-	15	-	-	-	-	-	-





**AUDI**  
**FIS SKI WORLD CUP 2012/2013**



---

AFTER 1st LADIES' SLALOM  
**MANUFACTURERS STANDINGS LADIES**

---

**Number of Manufacturers: 8**

<b>Rank</b>	<b>Manufacturer</b>	<b>Points</b>	<b>Diff.</b>	<b>DH</b>	<b>SL</b>	<b>GS</b>	<b>SG</b>	<b>SC</b>
1	Stoekli	150		-	50	100	-	-
2	Head	145	- 5	-	100	45	-	-
3	Atomic	140	- 10	-	60	80	-	-
4	Fischer	120	- 30	-	120	-	-	-
5	Voelkl	60	- 90	-	-	60	-	-
6	Dynastar	50	- 100	-	-	50	-	-
7	Salomon	45	- 105	-	45	-	-	-
8	Rossignol	40	- 110	-	-	40	-	-







**AUDI**  
**FIS SKI WORLD CUP 2012/2013**



AFTER 1st LADIES' SLALOM  
**MANUFACTURERS STANDINGS OVERALL**

Number of Manufacturers: 8

Rk	Manuf.	Overall			DH Points			SL Points			GS Points			SG Points			SC Points		
		M+W	M	W	M+W	M	W	M+W	M	W	M+W	M	W	M+W	M	W	M+W	M	W
1	Fischer	250	130	120	-	-	-	120	-	120	130	130	-	-	-	-	-	-	
2	Head	245	100	145	-	-	-	100	-	100	145	100	45	-	-	-	-	-	
3	Atomic	200	60	140	-	-	-	60	-	60	140	60	80	-	-	-	-	-	
4	Stoeckli	150	-	150	-	-	-	50	-	50	100	-	100	-	-	-	-	-	
5	Rossignol	85	45	40	-	-	-	-	-	-	85	45	40	-	-	-	-	-	
5	Salomon	85	40	45	-	-	-	45	-	45	40	40	-	-	-	-	-	-	
7	Voelkl	60	-	60	-	-	-	-	-	-	60	-	60	-	-	-	-	-	
8	Dynastar	50	-	50	-	-	-	-	-	-	50	-	50	-	-	-	-	-	

