



AUDI FIS SKI WORLD CUP OFTERSCHWANG/ALLGÄU 09./10.03.2013



AUDI FIS SKI WORLD CUP 2012/13 Ofterschwang (GER)



10th LADIES' SLALOM ALPHABETICAL LIST OF COMPETITORS

Number of Competitors: 64, Number of NSA: 21

NSA	FIS Code	Name	FIS Points (21th of February 2013 – List 9)									
			DH		SL		GS		SG		SC	
AND (1)	25096	GUTIERREZ Mireia	70.55	(229)	20.23	(176)	29.85	(370)	51.20	(314)	69.28	(177)
ARG (2)	35089	SIMARI BIRKNER Macarena	74.29	(246)	23.43	(215)	28.21	(331)	41.07	(225)	80.61	(228)
	35079	SIMARI BIRKNER Maria Belen	74.18	(244)	19.57	(166)	19.59	(194)	45.14	(258)	95.42	(304)
AUT (8)	55898	BREM Eva-Maria	85.11	(304)	12.04	(72)	5.47	(20)	50.48	(307)	23.74	(42)
	55807	DAUM Alexandra	391.53	(1326)	5.86	(26)	71.70	(1509)	148.35	(1545)	191.04	(779)
	56059	DEPAULI Jessica	16.34	(45)	8.50	(46)	12.84	(92)	37.49	(197)	24.28	(46)
	55690	HOSP Nicole	24.74	(65)	5.03	(18)	11.14	(73)	14.07	(60)	1.23	(3)
	55759	KIRCHGASSER Michaela	49.50	(145)	3.46	(9)	5.29	(19)	26.48	(124)	4.20	(6)
	56032	SCHILD Bernadette	251.13	(1121)	4.81	(14)	7.06	(37)	135.93	(1418)	90.42	(282)
	55977	THALMANN Carmen	158.18	(730)	5.97	(28)	9.62	(57)	79.52	(666)	49.74	(103)
	55838	ZETTEL Kathrin	33.86	(96)	2.72	(6)	2.68	(4)	20.22	(82)	2.67	(4)
BEL (1)	65038	PERSYN Karen	999.00	(1465)	15.42	(107)	68.64	(1409)	332.42	(2429)	-	
CAN (5)	105269	GAGNON Marie-Michele	62.89	(194)	4.84	(15)	5.25	(18)	29.66	(149)	5.14	(13)
	106633	GOODMAN Anna	90.43	(323)	7.12	(37)	55.29	(1041)	269.68	(2276)	304.06	(1166)
	106961	MIELZYNSKI Erin	115.22	(470)	4.42	(11)	15.59	(127)	82.86	(709)	160.95	(655)
	107068	PHELAN Brittany	117.84	(493)	6.21	(33)	40.19	(625)	70.01	(553)	157.08	(636)
	106183	TERWIEL Eili	157.17	(720)	11.04	(63)	29.01	(349)	150.93	(1570)	97.34	(325)
CZE (2)	155728	DUBOVSKA Martina	-		15.26	(102)	21.53	(225)	104.88	(993)	153.94	(625)
	155415	ZAHROBSKA Sarka	95.60	(360)	4.92	(17)	17.30	(155)	102.45	(965)	82.71	(239)
FIN (1)	185317	SOPPELA Merle	-		14.86	(94)	18.24	(172)	113.88	(1111)	112.29	(406)
FRA (7)	195972	AUBERT Sandrine	169.92	(800)	7.60	(42)	33.77	(461)	59.25	(407)	61.59	(149)
	196726	BARTHET Anne-Sophie	30.04	(82)	5.92	(27)	9.84	(59)	18.50	(78)	5.76	(19)
	196179	BERTRAND Marion	365.61	(1300)	11.98	(70)	5.99	(30)	44.90	(255)	136.38	(540)
	196793	MARMOTTAN Anemone	142.16	(626)	12.79	(75)	5.73	(24)	35.69	(188)	66.86	(168)
	196803	MOUGEL Laurie	365.61	(1300)	5.97	(28)	23.91	(259)	59.37	(408)	138.70	(551)
	196806	NOENS Nastasia	62.31	(191)	5.64	(24)	17.60	(164)	51.24	(315)	25.70	(47)
	196928	WORLEY Tessa	26.30	(68)	9.63	(50)	2.40	(2)	5.81	(27)	5.87	(21)
GER (5)	206035	CHMELAR Fanny	76.37	(258)	8.20	(45)	28.11	(330)	73.28	(598)	70.30	(182)

10-03-2013 / Ofterschwang (GER) / 5604

Page 1/3

Data Processing by LONGINES

www.fisalpine.com

LONGINES Timing

Generation Date: SAT 9 MAR 2013

Time: 19:23

Document: 32E 1.0



Weltcup-Sponsoren



Partner



10th LADIES' SLALOM
ALPHABETICAL LIST OF COMPETITORS

Number of Competitors: 64, Number of NSA: 21

NSA	FIS Code	Name	FIS Points (21th of February 2013 – List 9)									
			DH		SL		GS		SG		SC	
GER (5)	206355	DUERR Lena	32.85	(94)	5.33	(22)	10.47	(64)	14.99	(63)	5.29	(14)
	206497	FILSER Andrea	50.32	(148)	12.81	(76)	14.90	(120)	54.24	(355)	68.42	(173)
	206279	GEIGER Christina	58.08	(175)	5.05	(19)	16.69	(141)	63.83	(469)	59.34	(138)
	206001	HOEFL-RIESCH Maria	2.91	(3)	2.81	(7)	4.37	(6)	3.50	(8)	1.03	(2)
ITA (5)	297851	AZZOLA Michela	43.57	(129)	6.94	(36)	12.05	(80)	30.31	(153)	44.55	(85)
	297591	BENZONI Marta	78.28	(269)	14.60	(92)	18.11	(171)	36.14	(191)	52.28	(109)
	296354	COSTAZZA Chiara	146.58	(662)	5.82	(25)	39.50	(613)	171.51	(1772)	96.42	(315)
	296509	CURTONI Irene	381.33	(1316)	4.85	(16)	4.54	(8)	337.32	(2441)	321.48	(1207)
	297233	PARDELLER Sarah	187.86	(895)	10.16	(54)	20.81	(213)	120.45	(1214)	125.61	(479)
JPN (1)	305944	KIYOSAWA Emiko	999.00	(1465)	6.89	(35)	10.24	(62)	124.63	(1271)	230.17	(926)
LIE (1)	355040	NIGG Marina	–		12.57	(73)	89.67	(1970)	314.62	(2392)	–	
NOR (2)	425887	LOESETH Mona	56.07	(165)	6.47	(34)	7.65	(43)	28.35	(140)	6.84	(32)
	425771	LOESETH Nina	622.83	(1423)	5.42	(23)	9.14	(53)	89.14	(800)	167.00	(686)
POL (1)	435210	GASIENICA DANIEL Agnieszka	87.38	(310)	15.30	(104)	16.15	(136)	35.50	(186)	60.90	(146)
RUS (1)	485637	ALOPINA Ksenia	250.77	(1120)	18.31	(142)	41.48	(655)	69.14	(541)	129.70	(501)
SLO (3)	565401	BUCIK Ana	91.02	(328)	14.86	(94)	25.91	(286)	34.16	(174)	48.39	(98)
	565331	LAVTAR Katarina	87.82	(312)	17.75	(137)	13.85	(104)	53.52	(348)	82.20	(237)
	565243	MAZE Tina	3.17	(6)	0.70	(2)	0.00	(1)	0.00	(1)	0.00	(1)
SRB (1)	315187	IGNJATOVIC Nevena	244.04	(1096)	13.46	(82)	17.27	(154)	31.74	(160)	52.56	(112)
SUI (2)	516284	GISIN Michelle	74.52	(249)	9.08	(49)	34.05	(472)	18.25	(77)	40.07	(72)
	516280	HOLDENER Wendy	31.15	(86)	4.45	(12)	12.73	(91)	22.02	(93)	5.96	(26)
SVK (3)	705394	KANTOROVA Barbara	100.47	(394)	19.67	(167)	18.88	(185)	45.66	(267)	109.44	(389)
	705287	VELEZ ZUZULOVA Veronika	229.92	(1049)	2.37	(5)	9.62	(57)	139.23	(1453)	28.65	(50)
	705423	VLHOVA Petra	–		7.41	(40)	24.13	(263)	42.28	(235)	72.10	(188)
SWE (10)	505610	BORSSEN Therese	389.43	(1324)	4.76	(13)	63.21	(1269)	268.62	(2273)	233.49	(939)
	506350	EKLUND Nathalie	158.07	(728)	5.20	(21)	14.15	(109)	49.03	(296)	84.26	(246)
	506557	GRASSL Paulina	72.82	(236)	10.08	(51)	19.97	(203)	32.21	(163)	142.72	(572)
	505679	HANSDOTTER Frida	203.73	(961)	1.26	(3)	4.75	(9)	128.48	(1321)	90.09	(280)
	506399	HECTOR Sara	36.85	(103)	15.69	(111)	8.48	(48)	22.09	(94)	5.67	(18)
	505760	PIETILAE-HOLMNER Maria	67.43	(210)	3.38	(8)	5.84	(26)	50.12	(305)	46.49	(90)
	506583	SAEFVENBERG Charlotta	214.29	(1007)	7.50	(41)	23.37	(248)	45.18	(259)	260.62	(1044)
	505908	SMEDH Veronica	64.40	(202)	12.85	(77)	12.46	(87)	40.58	(220)	91.12	(287)
	506146	SWENN-LARSSON Anna	417.96	(1343)	5.13	(20)	13.16	(96)	65.99	(501)	71.98	(187)
	506341	WIKSTROEM Emelie	90.26	(320)	6.00	(31)	23.81	(257)	69.48	(547)	74.62	(202)

10th LADIES' SLALOM
ALPHABETICAL LIST OF COMPETITORS

Number of Competitors: 64, Number of NSA: 21

NSA	FIS Code	Name	FIS Points (21th of February 2013 – List 9)						
			DH	SL	GS	SG	SC		
USA (2)	6535237	SHIFFRIN Mikaela	–	0.00 (1)	5.24 (16)	43.70 (248)	76.59 (212)		
	537772	STIEGLER Resi	76.74 (259)	6.00 (31)	11.22 (74)	78.48 (650)	14.58 (37)		



Weltcup-Sponsoren



Partner





AUDI FIS SKI WORLD CUP OFTERSCHWANG/ALLGÄU 09./10.03.2013



AUDI FIS SKI WORLD CUP 2012/13 Ofterschwang (GER)



10th LADIES' SLALOM DRAW LIST BY POINTS

SUN 10 MAR 2013

Number of Competitors: 64, Number of NSA: 21 Ranked 100 in the FIS List: BAUD A. FIS Pts: 15.17

No.	FIS Code	Name	NSA	WCSL-SL	WCSL-O	FIS-SL
1	6535237	SHIFFRIN Mikaela	USA	561 (1)	711 (9)	0.00 (1)
2	565243	MAZE Tina	SLO	503 (2)	2550 (1)	0.70 (2)
3	505679	HANSDOTTER Frida	SWE	457 (3)	683 (10)	1.26 (3)
4	705287	VELEZ ZUZULOVA Veronika	SVK	366 (5)	367 (21)	2.37 (4)
5	55838	ZETTEL Kathrin	AUT	337 (6)	886 (6)	2.72 (5)
6	206001	HOEFL-RIESCH Maria	GER	330 (7)	1388 (2)	2.81 (6)
7	505760	PIETILAE-HOLMNER Maria	SWE	283 (8)	365 (22)	3.38 (7)
8	55759	KIRCHGASSER Michaela	AUT	276 (9)	578 (12)	3.46 (8)
9	106961	MIELZYNSKI Erin	CAN	197 (11)	197 (45)	4.42 (9)
10	516280	HOLDENER Wendy	SUI	195 (12)	220 (41)	4.45 (10)
11	505610	BORSSEN Therese	SWE	169 (13)	169 (50)	4.76 (11)
12	56032	SCHILD Bernadette	AUT	165 (14)	165 (52)	4.81 (12)
13	105269	GAGNON Marie-Michele	CAN	163 (15)	409 (19)	4.84 (13)
14	296509	CURTONI Irene	ITA	162 (16)	397 (20)	4.85 (14)
15	155415	ZAHROBSKA Sarka	CZE	156 (17)	156 (54)	4.92 (15)
16	55690	HOSP Nicole	AUT	147 (18)	472 (17)	5.03 (16)
17	206279	GEIGER Christina	GER	145 (19)	145 (56)	5.05 (17)
18	506146	SWENN-LARSSON Anna	SWE	139 (20)	139 (57)	5.13 (18)
19	506350	EKLUND Nathalie	SWE	133 (21)	133 (59)	5.20 (19)
20	206355	DUERR Lena	GER	122 (22)	229 (39)	5.33 (20)
21	425771	LOESETH Nina	NOR	115 (23)	124 (61)	5.42 (21)
22	196806	NOENS Nastasia	FRA	97 (24)	97 (65)	5.64 (22)
23	296354	COSTAZZA Chiara	ITA	82 (25)	82 (68)	5.82 (23)
24	55807	DAUM Alexandra	AUT	79 (26)	79 (69)	5.86 (24)
25	196726	BARTHET Anne-Sophie	FRA	74 (27)	180 (47)	5.92 (25)
26	196803	MOUGEL Laurie	FRA	70 (28)	70 (71)	5.97 (26)
27	55977	THALMANN Carmen	AUT	70 (28)	70 (71)	5.97 (27)
28	107068	PHELAN Brittany	CAN	65 (31)	65 (75)	6.21 (30)
29	537772	STIEGLER Resi	USA	64 (32)	67 (74)	6.00 (28)
30	506341	WIKSTROEM Emelie	SWE	64 (32)	64 (76)	6.00 (29)
31	+500 196928	WORLEY Tessa	FRA	47 (34)	595 (11)	9.63 (41)
32	425887	LOESETH Mona	NOR	-	10 (114)	6.47 (31)
33	305944	KIYOSAWA Emiko	JPN	3 (54)	3 (126)	6.89 (32)
34	297851	AZZOLA Michela	ITA	24 (40)	24 (93)	6.94 (33)
35	106633	GOODMAN Anna	CAN	11 (48)	11 (111)	7.12 (34)
36	705423	VLHOVA Petra	SVK	24 (40)	24 (93)	7.41 (35)
37	506583	SAEFVENBERG Charlotta	SWE	-	-	7.50 (36)

10-03-2013 / Ofterschwang (GER) / 5604

Page 1/2

Data Processing by LONGINES

www.fisalpine.com

LONGINES Timing

Generation Date: SAT 9 MAR 2013

Time: 19:23

Document: 45A 1.0



Weltcup-Sponsoren



Partner



Number of Competitors: 64, Number of NSA: 21 Ranked 100 in the FIS List: BAUD A. FIS Pts: 15.17

No.	FIS Code	Name	NSA	WCSL-SL	WCSL-O	FIS-SL
38	195972	AUBERT Sandrine	FRA	47 (34)	47 (82)	7.60 (37)
39	206035	CHMELAR Fanny	GER	45 (36)	45 (83)	8.20 (38)
40	56059	DEPAULI Jessica	AUT	19 (45)	19 (100)	8.50 (39)
41	516284	GISIN Michelle	SUI	39 (37)	39 (84)	9.08 (40)
42	506557	GRASSL Paulina	SWE	-	-	10.08 (42)
43	297233	PARDELLER Sarah	ITA	-	-	10.16 (43)
44	106183	TERWIEL Eili	CAN	38 (38)	38 (85)	11.04 (44)
45	196179	BERTRAND Marion	FRA	-	60 (78)	11.98 (45)
46	55898	BREM Eva-Maria	AUT	3 (54)	166 (51)	12.04 (46)
47	355040	NIGG Marina	LIE	3 (54)	3 (126)	12.57 (47)
48	196793	MARMOTTAN Anemone	FRA	23 (42)	149 (55)	12.79 (48)
49	206497	FILSER Andrea	GER	-	-	12.81 (49)
50	505908	SMEDH Veronica	SWE	-	-	12.85 (50)
51	315187	IGNJATOVIC Nevena	SRB	-	-	13.46 (51)
52	297591	BENZONI Marta	ITA	-	-	14.60 (52)
53	185317	SOPPELA Merle	FIN	-	-	14.86 (53)
54	565401	BUCIK Ana	SLO	-	-	14.86 (54)
55	155728	DUBOVSKA Martina	CZE	-	-	> 15.26 (55)
56	435210	GASIENICA DANIEL Agnieszka	POL	-	-	> 15.30 (56)
57	65038	PERSYN Karen	BEL	-	-	> 15.42 (57)
58	506399	HECTOR Sara	SWE	13 (47)	68 (73)	> 15.69 (58)
59	565331	LAVTAR Katarina	SLO	-	-	> 17.75 (59)
60	485637	ALOPINA Ksenia	RUS	-	-	> 18.31 (60)
61	35079	SIMARI BIRKNER Maria Belen	ARG	-	-	> 19.57 (61)
62	705394	KANTOROVA Barbara	SVK	1 (63)	1 (132)	> 19.67 (62)
63	25096	GUTIERREZ Mireia	AND	-	-	> 20.23 (63)
64	35089	SIMARI BIRKNER Macarena	ARG	-	-	> 23.43 (64)

LEGEND		
+500	More than 500 points on WCSL-O after 15th place or after 30th place	WCSL-O Overall WCSL points
WCSL-SL	World Cup Start List points for Slalom	No. Control Number
FIS-SL	FIS points for Slalom	



AUDI FIS SKI WORLD CUP OFTERSCHWANG/ALLGÄU 09./10.03.2013



AUDI FIS SKI WORLD CUP 2012/13 Ofterschwang (GER)



10th LADIES' SLALOM 1st RUN START LIST

SUN 10 MAR 2013
Start Time: 10:30

Jury

TD FIS	G. BEDRAC	SLO
Referee	A. SKAARDAL	FIS
Chief of Race	F. BECK	GER

Technical Data

Course Name	Ofterschwanger Horn	
Start Altitude	1120 m	
Finish Altitude	920 m	
Vertical Drop	200 m	
Homologation Number	8580/09/07	

Race Information 1st Run

Course Setter	G. OBKIRCHER	AUT
Number of Gates	65	
Turning Gates	63	
Start Time	10:30	
Forerunners	A - A. KISSLING	GER
	B - A. K. BRENNING	GER
	C - M. PFISTER	GER

Race Information 2nd Run

Course Setter	W. ZURBUCHEN	SUI
Number of Gates		
Turning Gates		
Start Time	13:30	
Forerunners	A - A. KISSLING	GER
	B - A. K. BRENNING	GER
	C - M. PFISTER	GER

Number of Competitors: 64, Number of NSA: 21

Bib	FIS Code	Name	Year of Birth	NSA	Time	Ski
1	505760	PIETILAE-HOLMNER Maria	1986	SWE		Rossignol
2	505679	HANSDOTTER Frida	1985	SWE		Rossignol
3	206001	HOEFL-RIESCH Maria	1984	GER		Head
4	565243	MAZE Tina	1983	SLO		Stoeckli
5	6535237	SHIFFRIN Mikaela	1995	USA		Atomic
6	705287	VELEZ ZUZULOVA Veronika	1984	SVK		Salomon
7	55838	ZETTEL Kathrin	1986	AUT		Atomic
8	516280	HOLDENER Wendy	1993	SUI		Head
9	155415	ZAHROBSKA Sarka	1985	CZE		Fischer
10	296509	CURTONI Irene	1985	ITA		Rossignol
11	55759	KIRCHGASSER Michaela	1985	AUT		Atomic
12	56032	SCHILD Bernadette	1990	AUT		Atomic
13	505610	BORSSEN Therese	1984	SWE		Fischer
14	106961	MIELZYNSKI Erin	1990	CAN		Rossignol
15	105269	GAGNON Marie-Michele	1989	CAN		Rossignol
16	55690	HOSP Nicole	1983	AUT		Fischer
17	206279	GEIGER Christina	1990	GER		Rossignol
18	506146	SWENN-LARSSON Anna	1991	SWE		Head
19	506350	EKLUND Nathalie	1992	SWE		Rossignol
20	206355	DUERR Lena	1991	GER		Fischer
21	425771	LOESETH Nina	1989	NOR		Voelkl
22	196806	NOENS Nastasia	1988	FRA		Salomon
23	296354	COSTAZZA Chiara	1984	ITA		Rossignol

10-03-2013 / Ofterschwang (GER) / 5604

Page 1/2

Data Processing by LONGINES

www.fisalpine.com

LONGINES Timing

Generation Date: SAT 9 MAR 2013

Time: 19:23

Document: 51A 1.0



Weltcup-Sponsoren




Partner



Number of Competitors: 64, Number of NSA: 21

Bib	FIS Code	Name	Year of Birth	NSA	Time	Ski
24	55807	DAUM Alexandra	1986	AUT		Rossignol
25	196726	BARTHET Anne-Sophie	1988	FRA		Head
26	196803	MOUGEL Laurie	1988	FRA		Fischer
27	55977	THALMANN Carmen	1989	AUT		Head
28	107068	PHELAN Brittany	1991	CAN		Fischer
29	537772	STIEGLER Resi	1985	USA		Rossignol
30	506341	WIKSTROEM Emelie	1992	SWE		Voelkl
31	196928	WORLEY Tessa	1989	FRA		Rossignol
32	425887	LOESETH Mona	1991	NOR		Atomic
33	305944	KIYOSAWA Emiko	1983	JPN		Fischer
34	297851	AZZOLA Michela	1991	ITA		Rossignol
35	106633	GOODMAN Anna	1986	CAN		Head
36	705423	VLHOVA Petra	1995	SVK		Rossignol
37	506583	SAEFVENBERG Charlotta	1994	SWE		Rossignol
38	195972	AUBERT Sandrine	1982	FRA		Fischer
39	206035	CHMELAR Fanny	1985	GER		Voelkl
40	56059	DEPAULI Jessica	1991	AUT		Fischer
41	516284	GISIN Michelle	1993	SUI		Rossignol
42	506557	GRASSL Paulina	1994	SWE		Atomic
43	297233	PARDELLER Sarah	1988	ITA		Elan
44	106183	TERWIEL Eili	1989	CAN		
45	196179	BERTRAND Marion	1984	FRA		Fischer
46	55898	BREM Eva-Maria	1988	AUT		Voelkl
47	355040	NIGG Marina	1984	LIE		Fischer
48	196793	MARMOTTAN Anemone	1988	FRA		Rossignol
49	206497	FILSER Andrea	1993	GER		
50	505908	SMEDH Veronica	1988	SWE		Head
51	315187	IGNJATOVIC Nevena	1990	SRB		Stoekli
52	297591	BENZONI Marta	1990	ITA		
53	565401	BUCIK Ana	1993	SLO		Elan
54	185317	SOPPELA Merle	1991	FIN		Fischer
55	155728	DUBOVSKA Martina	1992	CZE		Elan
56	435210	GASIENICA DANIEL Agnieszka	1987	POL		Rossignol
57	65038	PERSYN Karen	1983	BEL		Elan
58	506399	HECTOR Sara	1992	SWE		Atomic
59	565331	LAVTAR Katarina	1988	SLO		Voelkl
60	485637	ALOPINA Ksenia	1992	RUS		
61	35079	SIMARI BIRKNER Maria Belen	1982	ARG		Rossignol
62	705394	KANTOROVA Barbara	1992	SVK		Rossignol
63	25096	GUTIERREZ Mireia	1988	AND		Rossignol
64	35089	SIMARI BIRKNER Macarena	1984	ARG		Fischer



AUDI FIS SKI WORLD CUP OFTERSCHWANG/ALLGÄU 09./10.03.2013



AUDI FIS SKI WORLD CUP 2012/13 Ofterschwang (GER)



10th LADIES' SLALOM 1st RUN OFFICIAL RESULTS

SUN 10 MAR 2013
Start Time: 10:30

Jury

TD FIS	G. BEDRAC	SLO
Referee	A. SKAARDAL	FIS
Chief of Race	F. BECK	GER

Technical Data

Course Name	Ofterschwanger Horn
Start Altitude	1120 m
Finish Altitude	920 m
Vertical Drop	200 m
Homologation Number	8580/09/07

Race Information 1st Run

Course Setter	G. OBKIRCHER	AUT
Number of Gates	65	
Turning Gates	63	
Start Time	10:30	
Forerunners	A - A. KISSLING	GER
	B - A. K. BRENNING	GER
	C - M. PFISTER	GER

Race Information 2nd Run

Course Setter	W. ZURBUCHEN	SUI
Number of Gates		
Turning Gates		
Start Time	13:30	
Forerunners	A - A. KISSLING	GER
	B - A. K. BRENNING	GER
	C - M. PFISTER	GER

Number of Competitors: 64, Number of NSA: 21

Rank	Bib	FIS Code	Name	Year of Birth	NSA	Time	Diff.	Ski
1	5	6535237	SHIFFRIN Mikaela	1995	USA	54.45		Atomic
2	4	565243	MAZE Tina	1983	SLO	54.55	0.10	Stoeckli
3	8	516280	HOLDENER Wendy	1993	SUI	55.32	0.87	Head
4	1	505760	PIETILAE-HOLMNER Maria	1986	SWE	55.36	0.91	Rossignol
5	2	505679	HANSDOTTER Frida	1985	SWE	55.68	1.23	Rossignol
6	6	705287	VELEZ ZUZULOVA Veronika	1984	SVK	55.91	1.46	Salomon
7	15	105269	GAGNON Marie-Michele	1989	CAN	56.08	1.63	Rossignol
8	13	505610	BORSSEN Therese	1984	SWE	56.24	1.79	Fischer
9	16	55690	HOSP Nicole	1983	AUT	56.64	2.19	Fischer
10	14	106961	MIELZYNSKI Erin	1990	CAN	56.65	2.20	Rossignol
11	7	55838	ZETTEL Kathrin	1986	AUT	56.75	2.30	Atomic
12	18	506146	SWENN-LARSSON Anna	1991	SWE	56.80	2.35	Head
13	12	56032	SCHILD Bernadette	1990	AUT	56.81	2.36	Atomic
14	19	506350	EKLUND Nathalie	1992	SWE	56.96	2.51	Rossignol
15	27	55977	THALMANN Carmen	1989	AUT	57.07	2.62	Head
16	33	305944	KIYOSAWA Emiko	1983	JPN	57.12	2.67	Fischer
17	41	516284	GISIN Michelle	1993	SUI	57.20	2.75	Rossignol
17	30	506341	WIKSTROEM Emelie	1992	SWE	57.20	2.75	Voelkl
19	17	206279	GEIGER Christina	1990	GER	57.27	2.82	Rossignol
20	40	56059	DEPAULI Jessica	1991	AUT	57.34	2.89	Fischer
21	22	196806	NOENS Nastasia	1988	FRA	57.36	2.91	Salomon
22	26	196803	MOUGEL Laurie	1988	FRA	57.43	2.98	Fischer
22	25	196726	BARTHET Anne-Sophie	1988	FRA	57.43	2.98	Head

10-03-2013 / Ofterschwang (GER) / 5604

Page 1/2

Data Processing by LONGINES

www.fisalpine.com

LONGINES Timing

Generation Date: SUN 10 MAR 2013

Time: 11:50

Document: 73B 1.0



Weltcup-Sponsoren



Partner



Number of Competitors: 64, Number of NSA: 21


Rank	Bib	FIS Code	Name	Year of Birth	NSA	Time	Diff.	Ski
24	34	297851	AZZOLA Michela	1991	ITA	57.44	2.99	Rossignol
25	23	296354	COSTAZZA Chiara	1984	ITA	57.68	3.23	Rossignol
26	24	55807	DAUM Alexandra	1986	AUT	57.69	3.24	Rossignol
27	21	425771	LOESETH Nina	1989	NOR	57.81	3.36	Voelkl
28	20	206355	DUERR Lena	1991	GER	57.89	3.44	Fischer
29	49	206497	FILSER Andrea	1993	GER	58.04	3.59	
30	35	106633	GOODMAN Anna	1986	CAN	58.13	3.68	Head
31	37	506583	SAEFVENBERG Charlotta	1994	SWE	58.15	3.70	Rossignol
31	32	425887	LOESETH Mona	1991	NOR	58.15	3.70	Atomic
33	48	196793	MARMOTTAN Anemone	1988	FRA	58.25	3.80	Rossignol
34	46	55898	BREM Eva-Maria	1988	AUT	58.28	3.83	Voelkl
35	36	705423	VLHOVA Petra	1995	SVK	58.30	3.85	Rossignol
36	31	196928	WORLEY Tessa	1989	FRA	58.34	3.89	Rossignol
37	51	315187	IGNJATOVIC Nevena	1990	SRB	58.39	3.94	Stoeckli
38	52	297591	BENZONI Marta	1990	ITA	58.42	3.97	
39	44	106183	TERWIEL Elli	1989	CAN	58.49	4.04	
40	43	297233	PARDELLER Sarah	1988	ITA	58.52	4.07	Elan
41	47	355040	NIGG Marina	1984	LIE	58.69	4.24	Fischer
42	53	565401	BUCIK Ana	1993	SLO	58.85	4.40	Elan
43	50	505908	SMEDH Veronica	1988	SWE	59.17	4.72	Head
44	59	565331	LAVTAR Katarina	1988	SLO	59.52	5.07	Voelkl
45	55	155728	DUBOVSKA Martina	1992	CZE	59.56	5.11	Elan
46	60	485637	ALOPINA Ksenia	1992	RUS	59.83	5.38	
47	58	506399	HECTOR Sara	1992	SWE	59.87	5.42	Atomic
48	54	185317	SOPPELA Merle	1991	FIN	59.89	5.44	Fischer
49	39	206035	CHMELAR Fanny	1985	GER	1:00.37	5.92	Voelkl
50	63	25096	GUTIERREZ Mireia	1988	AND	1:00.83	6.38	Rossignol
51	64	35089	SIMARI BIRKNER Macarena	1984	ARG	1:01.51	7.06	Fischer

DID NOT START 1st RUN: 3 competitors

28	107068	PHELAN Brittany	1991	CAN	Fischer
29	537772	STIEGLER Resi	1985	USA	Rossignol
45	196179	BERTRAND Marion	1984	FRA	Fischer

DID NOT FINISH 1st RUN: 10 competitors

3	206001	HOEFL-RIESCH Maria	1984	GER	Head
9	155415	ZAHROBSKA Sarka	1985	CZE	Fischer
10	296509	CURTONI Irene	1985	ITA	Rossignol
11	55759	KIRCHGASSER Michaela	1985	AUT	Atomic
38	195972	AUBERT Sandrine	1982	FRA	Fischer
42	506557	GRASSL Paulina	1994	SWE	Atomic
56	435210	GASIENICA DANIEL A.	1987	POL	Rossignol
57	65038	PERSYN Karen	1983	BEL	Elan
61	35079	SIMARI BIRKNER M.	1982	ARG	Rossignol
62	705394	KANTOROVA Barbara	1992	SVK	Rossignol



AUDI FIS SKI WORLD CUP OFTERSCHWANG/ALLGÄU 09./10.03.2013



AUDI FIS SKI WORLD CUP 2012/13 Ofterschwang (GER)



10th LADIES' SLALOM 2nd RUN START LIST

SUN 10 MAR 2013
Start Time: 13:30

Race Information 2nd Run

Course Setter W. ZURBUCHEN SUI
Number of Gates 67
Turning Gates 65
Start Time 13:30

Technical Data

Course Name Ofterschwanger Horn
Start Altitude 1120 m
Finish Altitude 920 m
Vertical Drop 200 m
Homologation Number 8580/09/07

Forerunners A - A. KISSLING (GER) B - A. K. BRENNING (GER) C - M. PFISTER (GER)

Number of Competitors: 30, Number of NSA: 12

Start Order	Bib	FIS Code	Name	Year of Birth	NSA	1st Run	Diff.	Rank	2nd Run	Total	Ski
1	35	106633	GOODMAN Anna	1986	CAN	58.13	3.68	30			Head
2	49	206497	FILSER Andrea	1993	GER	58.04	3.59	29			
3	20	206355	DUERR Lena	1991	GER	57.89	3.44	28			Fischer
4	21	425771	LOESETH Nina	1989	NOR	57.81	3.36	27			Voelkl
5	24	55807	DAUM Alexandra	1986	AUT	57.69	3.24	26			Rossignol
6	23	296354	COSTAZZA Chiara	1984	ITA	57.68	3.23	25			Rossignol
7	34	297851	AZZOLA Michela	1991	ITA	57.44	2.99	24			Rossignol
8	25	196726	BARTHET Anne-Sophie	1988	FRA	57.43	2.98	22			Head
9	26	196803	MOUGEL Laurie	1988	FRA	57.43	2.98	22			Fischer
10	22	196806	NOENS Nastasia	1988	FRA	57.36	2.91	21			Salomon
11	40	56059	DEPAULI Jessica	1991	AUT	57.34	2.89	20			Fischer
12	17	206279	GEIGER Christina	1990	GER	57.27	2.82	19			Rossignol
13	30	506341	WIKSTROEM Emelie	1992	SWE	57.20	2.75	17			Voelkl
14	41	516284	GISIN Michelle	1993	SUI	57.20	2.75	17			Rossignol
15	33	305944	KIYOSAWA Emiko	1983	JPN	57.12	2.67	16			Fischer
16	27	55977	THALMANN Carmen	1989	AUT	57.07	2.62	15			Head
17	19	506350	EKLUND Nathalie	1992	SWE	56.96	2.51	14			Rossignol
18	12	56032	SCHILD Bernadette	1990	AUT	56.81	2.36	13			Atomic
19	18	506146	SWENN-LARSSON Anna	1991	SWE	56.80	2.35	12			Head
20	7	55838	ZETTEL Kathrin	1986	AUT	56.75	2.30	11			Atomic
21	14	106961	MIELZYNSKI Erin	1990	CAN	56.65	2.20	10			Rossignol
22	16	55690	HOSP Nicole	1983	AUT	56.64	2.19	9			Fischer
23	13	505610	BORSSEN Therese	1984	SWE	56.24	1.79	8			Fischer
24	15	105269	GAGNON Marie-Michele	1989	CAN	56.08	1.63	7			Rossignol
25	6	705287	VELEZ ZUZULOVA V.	1984	SVK	55.91	1.46	6			Salomon
26	2	505679	HANSDOTTER Frida	1985	SWE	55.68	1.23	5			Rossignol
27	1	505760	PIETILAE-HOLMNER M.	1986	SWE	55.36	0.91	4			Rossignol
28	8	516280	HOLDENER Wendy	1993	SUI	55.32	0.87	3			Head
29	4	565243	MAZE Tina	1983	SLO	54.55	0.10	2			Stoekli
30	5	6535237	SHIFFRIN Mikaela	1995	USA	54.45	0.00	1			Atomic

10-03-2013 / Ofterschwang (GER) / 5604

Page 1/1

Data Processing by LONGINES

www.fisalpine.com

LONGINES Timing

Generation Date: SUN 10 MAR 2013

Time: 12:14

Document: 51B 1.0



Weltcup-Sponsoren



Partner





AUDI FIS SKI WORLD CUP OFTERSCHWANG/ALLGÄU 09./10.03.2013



AUDI FIS SKI WORLD CUP 2012/13 Ofterschwang (GER)



10th LADIES' SLALOM 2nd RUN OFFICIAL RESULTS

SUN 10 MAR 2013
Start Time: 13:30

Jury

TD FIS	G. BEDRAC	SLO
Referee	A. SKAARDAL	FIS
Chief of Race	F. BECK	GER

Technical Data

Course Name	Ofterschwanger Horn	
Start Altitude	1120 m	
Finish Altitude	920 m	
Vertical Drop	200 m	
Homologation Number	8580/09/07	

Race Information 1st Run

Course Setter	G. OBKIRCHER	AUT
Number of Gates	65	
Turning Gates	63	
Start Time	10:30	
Forerunners	A - A. KISSLING GER B - A. K. BRENNING GER C - M. PFISTER GER	

Race Information 2nd Run

Course Setter	W. ZURBUCHEN	SUI
Number of Gates	67	
Turning Gates	65	
Start Time	13:30	
Forerunners	A - A. KISSLING GER B - A. K. BRENNING GER C - M. PFISTER GER	

Number of Competitors: 64, Number of NSA: 21

F-factor: 620

Rank	Bib	FIS Code	Name	Year of Birth	NSA	1st Run	2nd Run	Total	Diff.	Race Points	Ski
1	4	565243	MAZE Tina	1983	SLO	54.55	58.30	1:52.85		0.00	Stoekli
2	8	516280	HOLDENER Wendy	1993	SUI	55.32	57.78	1:53.10	0.25	1.37	Head
3	5	6535237	SHIFFRIN Mikaela	1995	USA	54.45	59.15	1:53.60	0.75	4.12	Atomic
4	15	105269	GAGNON Marie-Michele	1989	CAN	56.08	57.73	1:53.81	0.96	5.27	Rossignol
5	1	505760	PIETILAE-HOLMNER Maria	1986	SWE	55.36	59.08	1:54.44	1.59	8.74	Rossignol
6	2	505679	HANSDOTTER Frida	1985	SWE	55.68	59.17	1:54.85	2.00	10.99	Rossignol
7	6	705287	VELEZ ZUZULOVA Veronika	1984	SVK	55.91	59.00	1:54.91	2.06	11.32	Salomon
8	19	506350	EKLUND Nathalie	1992	SWE	56.96	57.96	1:54.92	2.07	11.37	Rossignol
9	16	55690	HOSP Nicole	1983	AUT	56.64	58.37	1:55.01	2.16	11.87	Fischer
10	13	505610	BORSSEN Therese	1984	SWE	56.24	58.83	1:55.07	2.22	12.20	Fischer
11	12	56032	SCHILD Bernadette	1990	AUT	56.81	58.66	1:55.47	2.62	14.39	Atomic
12	26	196803	MOUGEL Laurie	1988	FRA	57.43	58.05	1:55.48	2.63	14.45	Fischer
13	22	196806	NOENS Nastasia	1988	FRA	57.36	58.18	1:55.54	2.69	14.78	Salomon
14	27	55977	THALMANN Carmen	1989	AUT	57.07	58.56	1:55.63	2.78	15.27	Head
15	35	106633	GOODMAN Anna	1986	CAN	58.13	57.65	1:55.78	2.93	16.10	Head
16	18	506146	SWENN-LARSSON Anna	1991	SWE	56.80	59.02	1:55.82	2.97	16.32	Head
17	23	296354	COSTAZZA Chiara	1984	ITA	57.68	58.21	1:55.89	3.04	16.70	Rossignol
18	40	56059	DEPAULI Jessica	1991	AUT	57.34	58.59	1:55.93	3.08	16.92	Fischer
19	7	55838	ZETTEL Kathrin	1986	AUT	56.75	59.20	1:55.95	3.10	17.03	Atomic
20	30	506341	WIKSTROEM Emelie	1992	SWE	57.20	58.85	1:56.05	3.20	17.58	Voelkl
21	33	305944	KIYOSAWA Emiko	1983	JPN	57.12	59.28	1:56.40	3.55	19.50	Fischer

#430 _____



Weltcup-Sponsoren



Partner



Number of Competitors: 64, Number of NSA: 21

F-factor: 620

Rank	Bib	FIS Code	Name	Year of Birth	NSA	1st Run	2nd Run	Total	Diff.	Race Points	Ski
22	20	206355	DUERR Lena	1991	GER	57.89	58.76	1:56.65	3.80	20.88	Fischer
23	49	206497	FILSER Andrea	1993	GER	58.04	59.05	1:57.09	4.24	23.29	

DID NOT QUALIFY FOR 2nd RUN: 21 competitors

37	506583	SAEFVENBERG Charlotta	1994	SWE	58.15						Rossignol
32	425887	LOESETH Mona	1991	NOR	58.15						Atomic
48	196793	MARMOTTAN Anemone	1988	FRA	58.25						Rossignol
46	55898	BREM Eva-Maria	1988	AUT	58.28						Voelkl
36	705423	VLHOVA Petra	1995	SVK	58.30						Rossignol
31	196928	WORLEY Tessa	1989	FRA	58.34						Rossignol
51	315187	IGNJATOVIC Nevena	1990	SRB	58.39						Stoeckli
52	297591	BENZONI Marta	1990	ITA	58.42						
44	106183	TERWIEL Elli	1989	CAN	58.49						
43	297233	PARDELLER Sarah	1988	ITA	58.52						Elan
47	355040	NIGG Marina	1984	LIE	58.69						Fischer
53	565401	BUCIK Ana	1993	SLO	58.85						Elan
50	505908	SMEDH Veronica	1988	SWE	59.17						Head
59	565331	LAVTAR Katarina	1988	SLO	59.52						Voelkl
55	155728	DUBOVSKA Martina	1992	CZE	59.56						Elan
60	485637	ALOPINA Ksenia	1992	RUS	59.83						
58	506399	HECTOR Sara	1992	SWE	59.87						Atomic
54	185317	SOPPELA Merle	1991	FIN	59.89						Fischer
39	206035	CHMELAR Fanny	1985	GER	1:00.37						Voelkl
63	25096	GUTIERREZ Mireia	1988	AND	1:00.83						Rossignol
64	35089	SIMARI BIRKNER Macarena	1984	ARG	1:01.51						Fischer

DID NOT START 1st RUN: 3 competitors

28	107068	PHELAN Brittany	1991	CAN							Fischer
29	537772	STIEGLER Resi	1985	USA							Rossignol
45	196179	BERTRAND Marion	1984	FRA							Fischer

DID NOT FINISH 1st RUN: 10 competitors

3	206001	HOEFL-RIESCH Maria	1984	GER							Head
9	155415	ZAHROBSKA Sarka	1985	CZE							Fischer
10	296509	CURTONI Irene	1985	ITA							Rossignol
11	55759	KIRCHGASSER Michaela	1985	AUT							Atomic
38	195972	AUBERT Sandrine	1982	FRA							Fischer
42	506557	GRASSL Paulina	1994	SWE							Atomic
56	435210	GASIENICA DANIEL A.	1987	POL							Rossignol
57	65038	PERSYN Karen	1983	BEL							Elan
61	35079	SIMARI BIRKNER M.	1982	ARG							Rossignol
62	705394	KANTOROVA Barbara	1992	SVK							Rossignol

DID NOT FINISH 2nd RUN: 7 competitors

14	106961	MIELZYNSKI Erin	1990	CAN							Rossignol
17	206279	GEIGER Christina	1990	GER							Rossignol
21	425771	LOESETH Nina	1989	NOR							Voelkl
24	55807	DAUM Alexandra	1986	AUT							Rossignol

#430

Number of Competitors: 64, Number of NSA: 21

F-factor: 620

Rank	Bib	FIS Code	Name	Year of Birth	NSA	1st Run	2nd Run	Total	Diff.	Race Points	Ski
	25	196726	BARTHET Anne-Sophie	1988	FRA						Head
	34	297851	AZZOLA Michela	1991	ITA						Rossignol
	41	516284	GISIN Michelle	1993	SUI						Rossignol

Technical Delegate:
G. BEDRAC (SLO) #430



Weltcup-Sponsoren



Partner





AUDI FIS SKI WORLD CUP OFTERSCHWANG/ALLGÄU 09./10.03.2013



AUDI FIS SKI WORLD CUP 2012/13 Ofterschwang (GER)



10th LADIES' SLALOM PENALTY CALCULATION

SUN 10 MAR 2013

Best 10 at Finish

Rank	Bib	FIS Code	Name	NSA	FIS Points	Best 5	Race Points
1	4	565243	MAZE Tina	SLO	0.70	0.70	0.00
2	8	516280	HOLDENER Wendy	SUI	4.45		
3	5	6535237	SHIFFRIN Mikaela	USA	0.00	0.00	4.12
4	15	105269	GAGNON Marie-Michele	CAN	4.84		
5	1	505760	PIETILAE-HOLMNER Maria	SWE	3.38	3.38	8.74
6	2	505679	HANSDOTTER Frida	SWE	1.26	1.26	10.99
7	6	705287	VELEZ ZUZULOVA Veronika	SVK	2.37	2.37	11.32
8	19	506350	EKLUND Nathalie	SWE	5.20		
9	16	55690	HOSP Nicole	AUT	5.03		
10	13	505610	BORSSEN Therese	SWE	4.76		

Best 5 FIS Points at Start

Rank	Bib	FIS Code	Name	NSA	FIS Points
3	5	6535237	SHIFFRIN Mikaela	USA	0.00
1	4	565243	MAZE Tina	SLO	0.70
6	2	505679	HANSDOTTER Frida	SWE	1.26
7	6	705287	VELEZ ZUZULOVA Veronika	SVK	2.37
19	7	55838	ZETTEL Kathrin	AUT	2.72

TOTALS:			
FIS Points of Best 5 at Start (B)		7.05	
FIS Points of Best at Finish in Top 10 (A)			7.71
Race Points of Corresponding Competitors (C)			35.17
Calculated Penalty (A+B-C) : 10 =>		-2.041	
Rounded		-2.04	
Category Adder		0.00	
Correction Value (Z)		0.00	
Calculated Penalty		-2.04	
Penalty Applied		0.00	

Technical Delegate:
G. BEDRAC (SLO) #430

10-03-2013 / Ofterschwang (GER) / 5604

Page 1/1

Data Processing by LONGINES

www.fisalpine.com

LONGINES Timing

Generation Date: SUN 10 MAR 2013

Time: 14:22

Document: 73G 1.0




Weltcup-Sponsoren



Partner





AUDI FIS SKI WORLD CUP

OTTERSCHWANG/ALLGÄU

09./10.03.2013



AUDI FIS SKI WORLD CUP 2012/13

Ofterschwang (GER)



10th LADIES' SLALOM 2nd RUN

PERFORMANCE ANALYSIS 1

SUN 10 MAR 2013

Number of Competitors: 23

Rank	Bib	Name Ski	NSA	Positions			Partials			Difference		
				Pos.	Time	Rank	Pos.	Time	Rank	Time		
1	4	MAZE Tina Stoeckli	SLO	Run1:	Int1:	17.46	(1)	I1-I2:	16.62	(1)	0.00	
					Int2:	34.08	(1)		I2-Fin:	20.47	(2)	0.00
					Fin:	54.55	(2)				0.10	
				Run2:	Int1:	18.51	(10)	I1-I2:	17.74	(2)	0.40	
					Int2:	36.25	(5)		I2-Fin:	22.05	(12)	0.82
					Fin:	58.30	(8)				0.65	
Total:	Int1:	1:13.06	(1)			0.00						
	Int2:	1:30.80	(1)			0.00						
	Fin:	1:52.85	(1)			0.00						
2	8	HOLDENER Wendy Head	SUI	Run1:	Int1:	17.84	(2)	I1-I2:	16.65	(3)	0.38	
					Int2:	34.49	(2)		I2-Fin:	20.83	(5)	0.41
					Fin:	55.32	(3)				0.87	
				Run2:	Int1:	18.36	(5)	I1-I2:	17.77	(4)	0.25	
					Int2:	36.13	(3)		I2-Fin:	21.65	(4)	0.70
					Fin:	57.78	(3)				0.13	
Total:	Int1:	1:13.68	(3)			0.62						
	Int2:	1:31.45	(2)			0.65						
	Fin:	1:53.10	(2)			0.25						
3	5	SHIFFRIN Mikaela Atomic	USA	Run1:	Int1:	17.98	(4)	I1-I2:	16.62	(1)	0.52	
					Int2:	34.60	(3)		I2-Fin:	19.85	(1)	0.52
					Fin:	54.45	(1)				0.00	
				Run2:	Int1:	18.73	(20)	I1-I2:	18.54	(23)	0.62	
					Int2:	37.27	(22)		I2-Fin:	21.88	(7)	1.84
					Fin:	59.15	(20)				1.50	
Total:	Int1:	1:13.18	(2)			0.12						
	Int2:	1:31.72	(3)			0.92						
	Fin:	1:53.60	(3)			0.75						
4	15	GAGNON Marie-Michele Rossignol	CAN	Run1:	Int1:	18.09	(10)	I1-I2:	16.96	(8)	0.63	
					Int2:	35.05	(8)		I2-Fin:	21.03	(8)	0.97
					Fin:	56.08	(7)				1.63	
				Run2:	Int1:	18.27	(2)	I1-I2:	17.74	(2)	0.16	
					Int2:	36.01	(2)		I2-Fin:	21.72	(6)	0.58
					Fin:	57.73	(2)				0.08	
Total:	Int1:	1:14.35	(5)			1.29						
	Int2:	1:32.09	(4)			1.29						
	Fin:	1:53.81	(4)			0.96						



Weltcup-Sponsoren



Partner



Number of Competitors: 23

Rank	Bib	Name Ski	NSA	Positions			Partials			Difference		
				Pos.	Time	Rank	Pos.	Time	Rank	Time		
5	1	PIETILAE-HOLMNER M. Rossignol	SWE	Run1:	Int1:	18.01	(5)	I1-I2:	16.68	(4)	0.55	
					Int2:	34.69	(4)		I2-Fin:	20.67	(3)	0.61
					Fin:	55.36	(4)					0.91
				Run2:	Int1:	18.61	(16)	I1-I2:	18.27	(20)	0.50	
					Int2:	36.88	(18)		I2-Fin:	22.20	(16)	1.45
					Fin:	59.08	(19)					1.43
Total:	Int1:	1:13.97	(4)				0.91					
	Int2:	1:32.24	(5)				1.44					
	Fin:	1:54.44	(5)				1.59					
6	2	HANSDOTTER Frida Rossignol	SWE	Run1:	Int1:	18.05	(7)	I1-I2:	16.89	(7)	0.59	
					Int2:	34.94	(7)		I2-Fin:	20.74	(4)	0.86
					Fin:	55.68	(5)					1.23
				Run2:	Int1:	18.69	(18)	I1-I2:	17.87	(7)	0.58	
					Int2:	36.56	(13)		I2-Fin:	22.61	(23)	1.13
					Fin:	59.17	(21)					1.52
Total:	Int1:	1:14.37	(6)				1.31					
	Int2:	1:32.24	(5)				1.44					
	Fin:	1:54.85	(6)				2.00					
7	6	VELEZ ZUZULOVA V. Salomon	SVK	Run1:	Int1:	18.08	(9)	I1-I2:	16.83	(6)	0.62	
					Int2:	34.91	(6)		I2-Fin:	21.00	(7)	0.83
					Fin:	55.91	(6)					1.46
				Run2:	Int1:	18.66	(17)	I1-I2:	18.25	(19)	0.55	
					Int2:	36.91	(20)		I2-Fin:	22.09	(14)	1.48
					Fin:	59.00	(16)					1.35
Total:	Int1:	1:14.57	(7)				1.51					
	Int2:	1:32.82	(7)				2.02					
	Fin:	1:54.91	(7)				2.06					
8	19	EKLUND Nathalie Rossignol	SWE	Run1:	Int1:	18.11	(11)	I1-I2:	17.32	(12)	0.65	
					Int2:	35.43	(10)		I2-Fin:	21.53	(14)	1.35
					Fin:	56.96	(13)					2.51
				Run2:	Int1:	18.51	(10)	I1-I2:	17.86	(6)	0.40	
					Int2:	36.37	(6)		I2-Fin:	21.59	(3)	0.94
					Fin:	57.96	(4)					0.31
Total:	Int1:	1:15.47	(12)				2.41					
	Int2:	1:33.33	(10)				2.53					
	Fin:	1:54.92	(8)				2.07					
9	16	HOSP Nicole Fischer	AUT	Run1:	Int1:	17.93	(3)	I1-I2:	17.52	(19)	0.47	
					Int2:	35.45	(11)		I2-Fin:	21.19	(11)	1.37
					Fin:	56.64	(9)					2.19
				Run2:	Int1:	18.48	(8)	I1-I2:	17.99	(8)	0.37	
					Int2:	36.47	(8)		I2-Fin:	21.90	(8)	1.04
					Fin:	58.37	(9)					0.72
Total:	Int1:	1:15.12	(9)				2.06					
	Int2:	1:33.11	(9)				2.31					
	Fin:	1:55.01	(9)				2.16					
10	13	BORSSEN Therese Fischer	SWE	Run1:	Int1:	18.03	(6)	I1-I2:	16.81	(5)	0.57	
					Int2:	34.84	(5)		I2-Fin:	21.40	(12)	0.76
					Fin:	56.24	(8)					1.79
				Run2:	Int1:	18.60	(15)	I1-I2:	18.09	(14)	0.49	
					Int2:	36.69	(16)		I2-Fin:	22.14	(15)	1.26
					Fin:	58.83	(14)					1.18
Total:	Int1:	1:14.84	(8)				1.78					
	Int2:	1:32.93	(8)				2.13					
	Fin:	1:55.07	(10)				2.22					

Number of Competitors: 23

Rank	Bib	Name Ski	NSA	Positions			Partials			Difference								
				Pos.	Time	Rank	Pos.	Time	Rank	Time								
11	12	SCHILD Bernadette Atomic	AUT	Run1:	Int1:	18.42	(21)	I1-I2:	17.47	(17)	0.96							
					Int2:	35.89	(19)					I2-Fin:	20.92	(6)				
					Fin:	56.81	(12)											
					Run2:	Int1:	19.09					(23)	I1-I2:	18.29	(21)			
						Int2:	37.38					(23)				I2-Fin:	21.28	(1)
						Fin:	58.66					(12)						
Total:	Int1:	1:15.90	(18)				2.84											
	Int2:	1:34.19	(19)					3.39										
	Fin:	1:55.47	(11)						2.62									
12	26	MOUGEL Laurie Fischer	FRA	Run1:	Int1:	18.28	(13)	I1-I2:	17.58	(20)	0.82							
					Int2:	35.86	(18)					I2-Fin:	21.57	(17)				
					Fin:	57.43	(19)											
					Run2:	Int1:	18.46					(7)	I1-I2:	18.03	(12)			
						Int2:	36.49					(10)				I2-Fin:	21.56	(2)
						Fin:	58.05					(5)						
Total:	Int1:	1:15.89	(16)				2.83											
	Int2:	1:33.92	(17)					3.12										
	Fin:	1:55.48	(12)						2.63									
13	22	NOENS Nastasia Salomon	FRA	Run1:	Int1:	18.32	(16)	I1-I2:	17.49	(18)	0.86							
					Int2:	35.81	(17)					I2-Fin:	21.55	(15)				
					Fin:	57.36	(18)											
					Run2:	Int1:	18.38					(6)	I1-I2:	17.80	(5)			
						Int2:	36.18					(4)				I2-Fin:	22.00	(10)
						Fin:	58.18					(6)						
Total:	Int1:	1:15.74	(15)				2.68											
	Int2:	1:33.54	(12)					2.74										
	Fin:	1:55.54	(13)						2.69									
14	27	THALMANN Carmen Head	AUT	Run1:	Int1:	18.64	(23)	I1-I2:	17.29	(11)	1.18							
					Int2:	35.93	(20)					I2-Fin:	21.14	(9)				
					Fin:	57.07	(14)											
					Run2:	Int1:	18.54					(12)	I1-I2:	18.01	(10)			
						Int2:	36.55					(12)				I2-Fin:	22.01	(11)
						Fin:	58.56					(10)						
Total:	Int1:	1:15.61	(14)				2.55											
	Int2:	1:33.62	(14)					2.82										
	Fin:	1:55.63	(14)						2.78									
15	35	GOODMAN Anna Head	CAN	Run1:	Int1:	18.35	(19)	I1-I2:	17.73	(23)	0.89							
					Int2:	36.08	(22)					I2-Fin:	22.05	(22)				
					Fin:	58.13	(23)											
					Run2:	Int1:	18.11					(1)	I1-I2:	17.32	(1)			
						Int2:	35.43					(1)				I2-Fin:	22.22	(17)
						Fin:	57.65					(1)						
Total:	Int1:	1:16.24	(22)				3.18											
	Int2:	1:33.56	(13)					2.76										
	Fin:	1:55.78	(15)						2.93									
16	18	SWENN-LARSSON Anna Head	SWE	Run1:	Int1:	18.32	(16)	I1-I2:	17.32	(12)	0.86							
					Int2:	35.64	(13)					I2-Fin:	21.16	(10)				
					Fin:	56.80	(11)											
					Run2:	Int1:	18.55					(13)	I1-I2:	18.04	(13)			
						Int2:	36.59					(14)				I2-Fin:	22.43	(22)
						Fin:	59.02					(17)						
Total:	Int1:	1:15.35	(10)				2.29											
	Int2:	1:33.39	(11)					2.59										
	Fin:	1:55.82	(16)						2.97									

Number of Competitors: 23

Rank	Bib	Name Ski	NSA	Positions			Partials			Difference		
				Pos.	Time	Rank	Pos.	Time	Rank	Time		
17	23	COSTAZZA Chiara Rossignol	ITA	Run1:	Int1:	18.33	(18)	I1-I2:	17.63	(22)	0.87	
					Int2:	35.96	(21)		I2-Fin:	21.72	(20)	1.88
					Fin:	57.68	(20)					3.23
				Run2:	Int1:	18.50	(9)	I1-I2:	18.01	(10)	0.39	
					Int2:	36.51	(11)		I2-Fin:	21.70	(5)	1.08
					Fin:	58.21	(7)					0.56
Total:	Int1:	1:16.18	(20)				3.12					
	Int2:	1:34.19	(19)				3.39					
	Fin:	1:55.89	(17)				3.04					
18	40	DEPAULI Jessica Fischer	AUT	Run1:	Int1:	18.37	(20)	I1-I2:	17.41	(16)	0.91	
					Int2:	35.78	(16)		I2-Fin:	21.56	(16)	1.70
					Fin:	57.34	(17)					2.89
				Run2:	Int1:	18.55	(13)	I1-I2:	18.09	(14)	0.44	
					Int2:	36.64	(15)		I2-Fin:	21.95	(9)	1.21
					Fin:	58.59	(11)					0.94
Total:	Int1:	1:15.89	(16)				2.83					
	Int2:	1:33.98	(18)				3.18					
	Fin:	1:55.93	(18)				3.08					
19	7	ZETTEL Kathrin Atomic	AUT	Run1:	Int1:	18.06	(8)	I1-I2:	17.08	(9)	0.60	
					Int2:	35.14	(9)		I2-Fin:	21.61	(18)	1.06
					Fin:	56.75	(10)					2.30
				Run2:	Int1:	18.71	(19)	I1-I2:	18.18	(17)	0.60	
					Int2:	36.89	(19)		I2-Fin:	22.31	(19)	1.46
					Fin:	59.20	(22)					1.55
Total:	Int1:	1:15.46	(11)				2.40					
	Int2:	1:33.64	(15)				2.84					
	Fin:	1:55.95	(19)				3.10					
20	30	WIKSTROEM Emelie Voelkl	SWE	Run1:	Int1:	18.26	(12)	I1-I2:	17.23	(10)	0.80	
					Int2:	35.49	(12)		I2-Fin:	21.71	(19)	1.41
					Fin:	57.20	(16)					2.75
				Run2:	Int1:	18.27	(2)	I1-I2:	18.20	(18)	0.16	
					Int2:	36.47	(8)		I2-Fin:	22.38	(21)	1.04
					Fin:	58.85	(15)					1.20
Total:	Int1:	1:15.47	(12)				2.41					
	Int2:	1:33.67	(16)				2.87					
	Fin:	1:56.05	(20)				3.20					
21	33	KIYOSAWA Emiko Fischer	JPN	Run1:	Int1:	18.28	(13)	I1-I2:	17.36	(14)	0.82	
					Int2:	35.64	(13)		I2-Fin:	21.48	(13)	1.56
					Fin:	57.12	(15)					2.67
				Run2:	Int1:	18.84	(22)	I1-I2:	18.39	(22)	0.73	
					Int2:	37.23	(21)		I2-Fin:	22.05	(12)	1.80
					Fin:	59.28	(23)					1.63
Total:	Int1:	1:15.96	(19)				2.90					
	Int2:	1:34.35	(22)				3.55					
	Fin:	1:56.40	(21)				3.55					
22	20	DUERR Lena Fischer	GER	Run1:	Int1:	18.31	(15)	I1-I2:	17.40	(15)	0.85	
					Int2:	35.71	(15)		I2-Fin:	22.18	(23)	1.63
					Fin:	57.89	(21)					3.44
				Run2:	Int1:	18.32	(4)	I1-I2:	18.09	(14)	0.21	
					Int2:	36.41	(7)		I2-Fin:	22.35	(20)	0.98
					Fin:	58.76	(13)					1.11
Total:	Int1:	1:16.21	(21)				3.15					
	Int2:	1:34.30	(21)				3.50					
	Fin:	1:56.65	(22)				3.80					

Number of Competitors: 23

Rank	Bib	Name Ski	NSA	Positions			Partials			Difference	
				Pos.	Time	Rank	Pos.	Time	Rank	Time	
23	49	FILSER Andrea	GER	Run1:	Int1:	18.54	(22)	I1-I2:	17.59	(21)	1.08
					Int2:	36.13	(23)	I2-Fin:	21.91	(21)	2.05
					Fin:	58.04	(22)				3.59
				Run2:	Int1:	18.75	(21)	I1-I2:	18.00	(9)	0.64
					Int2:	36.75	(17)	I2-Fin:	22.30	(18)	1.32
					Fin:	59.05	(18)				1.40
				Total:	Int1:	1:16.79	(23)				3.73
					Int2:	1:34.79	(23)				3.99
					Fin:	1:57.09	(23)				4.24

LEGEND

Pos Intermediate or Speed Position Int1: Intermediate 1 Run2 Second Run Run1 First Run Fin: Finish
 Total First + Second Run Int2: Intermediate 2

10-03-2013 / Ofterschwang (GER) / 5604

Page 5/5

Data Processing by LONGINES

www.fisalpine.com

LONGINES Timing

Generation Date: SUN 10 MAR 2013

Time: 14:25

Document: 77A 1.0



Weltcup-Sponsoren



Partner





AUDI FIS SKI WORLD CUP

OTTERSCHWANG/ALLGÄU

09./10.03.2013



AUDI FIS SKI WORLD CUP 2012/13

Otterschwang (GER)



10th LADIES' SLALOM 2nd RUN

PERFORMANCE ANALYSIS 2

SUN 10 MAR 2013

Number of Competitors: 64

Bib	Name Ski	NSA	Positions			Partials			Difference		
			Pos.	Time	Rank	Pos.	Time	Rank	Time		
1	PIETILAE-HOLMNER Maria Rossignol	SWE	Run1:	Int1:	18.01	(8)	I1-I2:	16.68	(5)	0.55	
				Int2:	34.69	(5)		I2-Fin:	20.67	(3)	0.61
				Fin:	55.36	(4)					0.91
			Run2:	Int1:	18.61	(21)	I1-I2:	18.27	(22)	0.52	
				Int2:	36.88	(20)		I2-Fin:	22.20	(17)	1.45
				Fin:	59.08	(19)					1.43
Total:			Int1:	1:13.97	(4)				0.91		
			Int2:	1:32.24	(5)				1.44		
			Fin:	1:54.44	(5)				1.59		
2	HANSDOTTER Frida Rossignol	SWE	Run1:	Int1:	18.05	(10)	I1-I2:	16.89	(9)	0.59	
				Int2:	34.94	(9)		I2-Fin:	20.74	(4)	0.86
				Fin:	55.68	(5)					1.23
			Run2:	Int1:	18.69	(23)	I1-I2:	17.87	(9)	0.60	
				Int2:	36.56	(15)		I2-Fin:	22.61	(24)	1.13
				Fin:	59.17	(21)					1.52
Total:			Int1:	1:14.37	(6)				1.31		
			Int2:	1:32.24	(5)				1.44		
			Fin:	1:54.85	(6)				2.00		
3	HOEFL-RIESCH Maria Head	GER	Run1:	Int1:	17.99	(7)	I1-I2:	16.51	(1)	0.53	
				Int2:	34.50	(3)		I2-Fin:			0.42
				Fin:	DNF						
			Run2:	Int1:			I1-I2:				
				Int2:				I2-Fin:			
				Fin:	DNF						
Total:			Int1:								
			Int2:								
			Fin:	DNF							
4	MAZE Tina Stoekli	SLO	Run1:	Int1:	17.46	(1)	I1-I2:	16.62	(2)	0.00	
				Int2:	34.08	(1)		I2-Fin:	20.47	(2)	0.00
				Fin:	54.55	(2)					0.10
			Run2:	Int1:	18.51	(13)	I1-I2:	17.74	(3)	0.42	
				Int2:	36.25	(7)		I2-Fin:	22.05	(13)	0.82
				Fin:	58.30	(8)					0.65
Total:			Int1:	1:13.06	(1)				0.00		
			Int2:	1:30.80	(1)				0.00		
			Fin:	1:52.85	(1)				0.00		



Weltcup-Sponsoren



Partner



Number of Competitors: 64

Bib	Name Ski	NSA	Positions			Partials			Difference	
			Pos.	Time	Rank	Pos.	Time	Rank	Time	
5	SHIFFRIN Mikaela Atomic	USA	Run1:	Int1:	17.98	(6)	I1-I2:	16.62	(2)	0.52
				Int2:	34.60	(4)	I2-Fin:	19.85	(1)	0.52
				Fin:	54.45	(1)				0.00
			Run2:	Int1:	18.73	(25)	I1-I2:	18.54	(25)	0.64
				Int2:	37.27	(24)	I2-Fin:	21.88	(7)	1.84
				Fin:	59.15	(20)				1.50
			Total:	Int1:	1:13.18	(2)				0.12
Int2:	1:31.72	(3)					0.92			
Fin:	1:53.60	(3)					0.75			
6	VELEZ ZUZULOVA Veronika Salomon	SVK	Run1:	Int1:	18.08	(12)	I1-I2:	16.83	(8)	0.62
				Int2:	34.91	(8)	I2-Fin:	21.00	(7)	0.83
				Fin:	55.91	(6)				1.46
			Run2:	Int1:	18.66	(22)	I1-I2:	18.25	(21)	0.57
				Int2:	36.91	(22)	I2-Fin:	22.09	(15)	1.48
				Fin:	59.00	(16)				1.35
			Total:	Int1:	1:14.57	(7)				1.51
Int2:	1:32.82	(7)					2.02			
Fin:	1:54.91	(7)					2.06			
7	ZETTEL Kathrin Atomic	AUT	Run1:	Int1:	18.06	(11)	I1-I2:	17.08	(11)	0.60
				Int2:	35.14	(11)	I2-Fin:	21.61	(24)	1.06
				Fin:	56.75	(11)				2.30
			Run2:	Int1:	18.71	(24)	I1-I2:	18.18	(19)	0.62
				Int2:	36.89	(21)	I2-Fin:	22.31	(20)	1.46
				Fin:	59.20	(22)				1.55
			Total:	Int1:	1:15.46	(11)				2.40
Int2:	1:33.64	(16)					2.84			
Fin:	1:55.95	(19)					3.10			
8	HOLDENER Wendy Head	SUI	Run1:	Int1:	17.84	(2)	I1-I2:	16.65	(4)	0.38
				Int2:	34.49	(2)	I2-Fin:	20.83	(5)	0.41
				Fin:	55.32	(3)				0.87
			Run2:	Int1:	18.36	(6)	I1-I2:	17.77	(6)	0.27
				Int2:	36.13	(5)	I2-Fin:	21.65	(4)	0.70
				Fin:	57.78	(3)				0.13
			Total:	Int1:	1:13.68	(3)				0.62
Int2:	1:31.45	(2)					0.65			
Fin:	1:53.10	(2)					0.25			
9	ZAHROBSKA Sarka Fischer	CZE	Run1:	Int1:	17.94	(5)	I1-I2:	16.77	(6)	0.48
				Int2:	34.71	(6)	I2-Fin:			0.63
				Fin:	DNF					
			Run2:	Int1:			I1-I2:			
				Int2:			I2-Fin:			
				Fin:	DNF					
			Total:	Int1:						
Int2:										
Fin:	DNF									
10	CURTONI Irene Rossignol	ITA	Run1:	Int1:	18.22	(16)	I1-I2:	17.44	(21)	0.76
				Int2:	35.66	(19)	I2-Fin:			1.58
				Fin:	DNF					
			Run2:	Int1:			I1-I2:			
				Int2:			I2-Fin:			
				Fin:	DNF					
			Total:	Int1:						
Int2:										
Fin:	DNF									

Number of Competitors: 64

Bib	Name Ski	NSA	Positions			Partials			Difference Time
			Pos.	Time	Rank	Pos.	Time	Rank	
11	KIRCHGASSER Michaela Atomic	AUT	Run1:	Int1:	17.92	(3)	I1-I2:		0.46
				Int2:			I2-Fin:		
				Fin:	DNF				
			Run2:	Int1:			I1-I2:		
				Int2:			I2-Fin:		
				Fin:	DNF				
Total:	Int1:								
		Int2:							
		Fin:	DNF						
12	SCHILD Bernadette Atomic	AUT	Run1:	Int1:	18.42	(30)	I1-I2:	17.47 (24)	0.96
				Int2:	35.89	(26)	I2-Fin:	20.92 (6)	
				Fin:	56.81	(13)			
			Run2:	Int1:	19.09	(29)	I1-I2:	18.29 (23)	
				Int2:	37.38	(25)	I2-Fin:	21.28 (1)	
				Fin:	58.66	(12)			
Total:	Int1:	1:15.90	(21)						
		Int2:	1:34.19	(21)					
		Fin:	1:55.47	(11)					
13	BORSSEN Therese Fischer	SWE	Run1:	Int1:	18.03	(9)	I1-I2:	16.81 (7)	0.57
				Int2:	34.84	(7)	I2-Fin:	21.40 (14)	
				Fin:	56.24	(8)			
			Run2:	Int1:	18.60	(20)	I1-I2:	18.09 (16)	
				Int2:	36.69	(18)	I2-Fin:	22.14 (16)	
				Fin:	58.83	(14)			
Total:	Int1:	1:14.84	(8)						
		Int2:	1:32.93	(8)					
		Fin:	1:55.07	(10)					
14	MIELZYNSKI Erin Rossignol	CAN	Run1:	Int1:	18.16	(15)	I1-I2:	17.20 (12)	0.70
				Int2:	35.36	(12)	I2-Fin:	21.29 (13)	
				Fin:	56.65	(10)			
			Run2:	Int1:			I1-I2:		
				Int2:			I2-Fin:		
				Fin:	DNF				
Total:	Int1:								
		Int2:							
		Fin:	DNF						
15	GAGNON Marie-Michele Rossignol	CAN	Run1:	Int1:	18.09	(13)	I1-I2:	16.96 (10)	0.63
				Int2:	35.05	(10)	I2-Fin:	21.03 (8)	
				Fin:	56.08	(7)			
			Run2:	Int1:	18.27	(3)	I1-I2:	17.74 (3)	
				Int2:	36.01	(2)	I2-Fin:	21.72 (6)	
				Fin:	57.73	(2)			
Total:	Int1:	1:14.35	(5)						
		Int2:	1:32.09	(4)					
		Fin:	1:53.81	(4)					
16	HOSP Nicole Fischer	AUT	Run1:	Int1:	17.93	(4)	I1-I2:	17.52 (29)	0.47
				Int2:	35.45	(14)	I2-Fin:	21.19 (11)	
				Fin:	56.64	(9)			
			Run2:	Int1:	18.48	(11)	I1-I2:	17.99 (10)	
				Int2:	36.47	(10)	I2-Fin:	21.90 (8)	
				Fin:	58.37	(9)			
Total:	Int1:	1:15.12	(9)						
		Int2:	1:33.11	(9)					
		Fin:	1:55.01	(9)					

Number of Competitors: 64

Bib	Name Ski	NSA	Positions			Partials			Difference		
			Pos.	Time	Rank	Pos.	Time	Rank	Time		
17	GEIGER Christina Rossignol	GER	Run1:	Int1:	18.43	(31)	I1-I2:	17.44	(21)	0.97	
				Int2:	35.87	(25)		I2-Fin:	21.40	(14)	1.79
				Fin:	57.27	(19)					2.82
			Run2:	Int1:	18.52	(16)	I1-I2:			0.43	
				Int2:				I2-Fin:			
				Fin:	DNF						
Total:			Int1:								
			Int2:								
			Fin:	DNF							
18	SWENN-LARSSON Anna Head	SWE	Run1:	Int1:	18.32	(22)	I1-I2:	17.32	(15)	0.86	
				Int2:	35.64	(16)		I2-Fin:	21.16	(10)	1.56
				Fin:	56.80	(12)					2.35
			Run2:	Int1:	18.55	(18)	I1-I2:	18.04	(15)	0.46	
				Int2:	36.59	(16)		I2-Fin:	22.43	(23)	1.16
				Fin:	59.02	(17)					1.37
Total:			Int1:	1:15.35	(10)				2.29		
			Int2:	1:33.39	(11)				2.59		
			Fin:	1:55.82	(16)				2.97		
19	EKLUND Nathalie Rossignol	SWE	Run1:	Int1:	18.11	(14)	I1-I2:	17.32	(15)	0.65	
				Int2:	35.43	(13)		I2-Fin:	21.53	(19)	1.35
				Fin:	56.96	(14)					2.51
			Run2:	Int1:	18.51	(13)	I1-I2:	17.86	(8)	0.42	
				Int2:	36.37	(8)		I2-Fin:	21.59	(3)	0.94
				Fin:	57.96	(4)					0.31
Total:			Int1:	1:15.47	(12)				2.41		
			Int2:	1:33.33	(10)				2.53		
			Fin:	1:54.92	(8)				2.07		
20	DUERR Lena Fischer	GER	Run1:	Int1:	18.31	(21)	I1-I2:	17.40	(18)	0.85	
				Int2:	35.71	(20)		I2-Fin:	22.18	(40)	1.63
				Fin:	57.89	(28)					3.44
			Run2:	Int1:	18.32	(5)	I1-I2:	18.09	(16)	0.23	
				Int2:	36.41	(9)		I2-Fin:	22.35	(21)	0.98
				Fin:	58.76	(13)					1.11
Total:			Int1:	1:16.21	(26)				3.15		
			Int2:	1:34.30	(23)				3.50		
			Fin:	1:56.65	(22)				3.80		
21	LOESETH Nina Voelkl	NOR	Run1:	Int1:	18.39	(28)	I1-I2:	17.50	(28)	0.93	
				Int2:	35.89	(26)		I2-Fin:	21.92	(34)	1.81
				Fin:	57.81	(27)					3.36
			Run2:	Int1:	18.46	(9)	I1-I2:	17.61	(2)	0.37	
				Int2:	36.07	(3)		I2-Fin:			0.64
				Fin:	DNF						
Total:			Int1:								
			Int2:								
			Fin:	DNF							
22	NOENS Nastasia Salomon	FRA	Run1:	Int1:	18.32	(22)	I1-I2:	17.49	(26)	0.86	
				Int2:	35.81	(22)		I2-Fin:	21.55	(20)	1.73
				Fin:	57.36	(21)					2.91
			Run2:	Int1:	18.38	(8)	I1-I2:	17.80	(7)	0.29	
				Int2:	36.18	(6)		I2-Fin:	22.00	(10)	0.75
				Fin:	58.18	(6)					0.53
Total:			Int1:	1:15.74	(15)				2.68		
			Int2:	1:33.54	(12)				2.74		
			Fin:	1:55.54	(13)				2.69		

Number of Competitors: 64

Bib	Name Ski	NSA	Positions			Partials			Difference		
			Pos.	Time	Rank	Pos.	Time	Rank	Time		
23	COSTAZZA Chiara Rossignol	ITA	Run1:	Int1:	18.33	(24)	I1-I2:	17.63	(37)	0.87	
				Int2:	35.96	(30)		I2-Fin:	21.72	(29)	1.88
				Fin:	57.68	(25)					3.23
			Run2:	Int1:	18.50	(12)	I1-I2:	18.01	(12)	0.41	
				Int2:	36.51	(13)		I2-Fin:	21.70	(5)	1.08
				Fin:	58.21	(7)					0.56
Total:	Int1:	1:16.18	(25)				3.12				
	Int2:	1:34.19	(21)				3.39				
	Fin:	1:55.89	(17)				3.04				
24	DAUM Alexandra Rossignol	AUT	Run1:	Int1:	18.24	(17)	I1-I2:	17.41	(19)	0.78	
				Int2:	35.65	(18)		I2-Fin:	22.04	(36)	1.57
				Fin:	57.69	(26)					3.24
			Run2:	Int1:	18.09	(1)	I1-I2:			0.00	
				Int2:				I2-Fin:			
				Fin:	DNF						
Total:	Int1:										
	Int2:										
	Fin:	DNF									
25	BARTHET Anne-Sophie Head	FRA	Run1:	Int1:	18.40	(29)	I1-I2:	17.52	(29)	0.94	
				Int2:	35.92	(28)		I2-Fin:	21.51	(18)	1.84
				Fin:	57.43	(22)					2.98
			Run2:	Int1:	18.37	(7)	I1-I2:	17.74	(3)	0.28	
				Int2:	36.11	(4)		I2-Fin:	22.03	(12)	0.68
				Fin:	DNF						
Total:	Int1:										
	Int2:										
	Fin:	DNF									
26	MOUGEL Laurie Fischer	FRA	Run1:	Int1:	18.28	(19)	I1-I2:	17.58	(32)	0.82	
				Int2:	35.86	(24)		I2-Fin:	21.57	(22)	1.78
				Fin:	57.43	(22)					2.98
			Run2:	Int1:	18.46	(9)	I1-I2:	18.03	(14)	0.37	
				Int2:	36.49	(12)		I2-Fin:	21.56	(2)	1.06
				Fin:	58.05	(5)					0.40
Total:	Int1:	1:15.89	(19)				2.83				
	Int2:	1:33.92	(19)				3.12				
	Fin:	1:55.48	(12)				2.63				
27	THALMANN Carmen Head	AUT	Run1:	Int1:	18.64	(38)	I1-I2:	17.29	(14)	1.18	
				Int2:	35.93	(29)		I2-Fin:	21.14	(9)	1.85
				Fin:	57.07	(15)					2.62
			Run2:	Int1:	18.54	(17)	I1-I2:	18.01	(12)	0.45	
				Int2:	36.55	(14)		I2-Fin:	22.01	(11)	1.12
				Fin:	58.56	(10)					0.91
Total:	Int1:	1:15.61	(14)				2.55				
	Int2:	1:33.62	(15)				2.82				
	Fin:	1:55.63	(14)				2.78				
28	PHELAN Brittany Fischer	CAN	Run1:	Int1:			I1-I2:				
				Int2:				I2-Fin:			
				Fin:	DNS						
			Run2:	Int1:			I1-I2:				
				Int2:				I2-Fin:			
				Fin:	DNS						
Total:	Int1:										
	Int2:										
	Fin:	DNS									

Number of Competitors: 64

Bib	Name Ski	NSA	Positions			Partials			Difference Time
			Pos.	Time	Rank	Pos.	Time	Rank	
29	STIEGLER Resi Rossignol	USA	Run1:	Int1: Int2: Fin: DNS		I1-I2: I2-Fin:			
			Run2:	Int1: Int2: Fin: DNS		I1-I2: I2-Fin:			
			Total:	Int1: Int2: Fin: DNS					
30	WIKSTROEM Emelie Voelkl	SWE	Run1:	Int1: 18.26 (18) Int2: 35.49 (15) Fin: 57.20 (17)		I1-I2: 17.23 (13) I2-Fin: 21.71 (27)		0.80 1.41 2.75	
			Run2:	Int1: 18.27 (3) Int2: 36.47 (10) Fin: 58.85 (15)		I1-I2: 18.20 (20) I2-Fin: 22.38 (22)		0.18 1.04 1.20	
			Total:	Int1: 1:15.47 (12) Int2: 1:33.67 (17) Fin: 1:56.05 (20)				2.41 2.87 3.20	
31	WORLEY Tessa Rossignol	FRA	Run1:	Int1: 18.75 (43) Int2: 36.59 (43) Fin: 58.34 (36)		I1-I2: 17.84 (43) I2-Fin: 21.75 (30)		1.29 2.51 3.89	
			Run2:	Int1: Int2: Fin: DNQ		I1-I2: I2-Fin:			
			Total:	Int1: Int2: Fin: DNQ					
32	LOESETH Mona Atomic	NOR	Run1:	Int1: 18.87 (48) Int2: 36.44 (38) Fin: 58.15 (31)		I1-I2: 17.57 (31) I2-Fin: 21.71 (27)		1.41 2.36 3.70	
			Run2:	Int1: Int2: Fin: DNQ		I1-I2: I2-Fin:			
			Total:	Int1: Int2: Fin: DNQ					
33	KIYOSAWA Emiko Fischer	JPN	Run1:	Int1: 18.28 (19) Int2: 35.64 (16) Fin: 57.12 (16)		I1-I2: 17.36 (17) I2-Fin: 21.48 (17)		0.82 1.56 2.67	
			Run2:	Int1: 18.84 (27) Int2: 37.23 (23) Fin: 59.28 (23)		I1-I2: 18.39 (24) I2-Fin: 22.05 (13)		0.75 1.80 1.63	
			Total:	Int1: 1:15.96 (23) Int2: 1:34.35 (24) Fin: 1:56.40 (21)				2.90 3.55 3.55	
34	AZZOLA Michela Rossignol	ITA	Run1:	Int1: 18.38 (27) Int2: 35.83 (23) Fin: 57.44 (24)		I1-I2: 17.45 (23) I2-Fin: 21.61 (24)		0.92 1.75 2.99	
			Run2:	Int1: 18.51 (13) Int2: Fin: DNF		I1-I2: I2-Fin:		0.42	
			Total:	Int1: Int2: Fin: DNF					

Number of Competitors: 64

Bib	Name Ski	NSA	Positions			Partials			Difference		
			Pos.	Time	Rank	Pos.	Time	Rank	Time		
35	GOODMAN Anna Head	CAN	Run1:	Int1:	18.35	(25)	I1-I2:	17.73	(39)	0.89	
				Int2:	36.08	(32)		I2-Fin:	22.05	(37)	2.00
				Fin:	58.13	(30)					3.68
			Run2:	Int1:	18.11	(2)	I1-I2:	17.32	(1)	0.02	
				Int2:	35.43	(1)		I2-Fin:	22.22	(18)	0.00
				Fin:	57.65	(1)					0.00
Total:	Int1:	1:16.24	(27)				3.18				
	Int2:	1:33.56	(14)				2.76				
	Fin:	1:55.78	(15)				2.93				
36	VLHOVA Petra Rossignol	SVK	Run1:	Int1:	18.95	(51)	I1-I2:	17.90	(44)	1.49	
				Int2:	36.85	(49)		I2-Fin:	21.45	(16)	2.77
				Fin:	58.30	(35)					3.85
			Run2:	Int1:			I1-I2:				
				Int2:				I2-Fin:			
				Fin:	DNQ						
Total:	Int1:										
	Int2:										
	Fin:	DNQ									
37	SAEFVENBERG Charlotta Rossignol	SWE	Run1:	Int1:	18.68	(39)	I1-I2:	17.78	(40)	1.22	
				Int2:	36.46	(39)		I2-Fin:	21.69	(26)	2.38
				Fin:	58.15	(31)					3.70
			Run2:	Int1:			I1-I2:				
				Int2:				I2-Fin:			
				Fin:	DNQ						
Total:	Int1:										
	Int2:										
	Fin:	DNQ									
38	AUBERT Sandrine Fischer	FRA	Run1:	Int1:	18.49	(34)	I1-I2:			1.03	
				Int2:				I2-Fin:			
				Fin:	DNF						
			Run2:	Int1:			I1-I2:				
				Int2:				I2-Fin:			
				Fin:	DNF						
Total:	Int1:										
	Int2:										
	Fin:	DNF									
39	CHMELAR Fanny Voelkl	GER	Run1:	Int1:	19.24	(56)	I1-I2:	17.96	(46)	1.78	
				Int2:	37.20	(53)		I2-Fin:	23.17	(50)	3.12
				Fin:	1:00.37	(49)					5.92
			Run2:	Int1:			I1-I2:				
				Int2:				I2-Fin:			
				Fin:	DNQ						
Total:	Int1:										
	Int2:										
	Fin:	DNQ									
40	DEPAULI Jessica Fischer	AUT	Run1:	Int1:	18.37	(26)	I1-I2:	17.41	(19)	0.91	
				Int2:	35.78	(21)		I2-Fin:	21.56	(21)	1.70
				Fin:	57.34	(20)					2.89
			Run2:	Int1:	18.55	(18)	I1-I2:	18.09	(16)	0.46	
				Int2:	36.64	(17)		I2-Fin:	21.95	(9)	1.21
				Fin:	58.59	(11)					0.94
Total:	Int1:	1:15.89	(19)				2.83				
	Int2:	1:33.98	(20)				3.18				
	Fin:	1:55.93	(18)				3.08				

Number of Competitors: 64

Bib	Name Ski	NSA	Positions			Partials			Difference				
			Pos.	Time	Rank	Pos.	Time	Rank	Time				
41	GISIN Michelle Rossignol	SUI	Run1:	Int1:	18.48	(33)	I1-I2:	17.49	(26)	1.02			
				Int2:	35.97	(31)				I2-Fin:	21.23	(12)	1.89
				Fin:	57.20	(17)							2.75
			Run2:	Int1:	18.95	(28)	I1-I2:		I2-Fin:			0.86	
				Int2:									
				Fin:	DNF								
Total:	Int1:												
	Int2:												
	Fin:	DNF											
42	GRASSL Paulina Atomic	SWE	Run1:	Int1:	18.74	(42)	I1-I2:	17.82	(42)	1.28			
				Int2:	36.56	(41)				I2-Fin:			2.48
				Fin:	DNF								
			Run2:	Int1:			I1-I2:		I2-Fin:				
				Int2:									
				Fin:	DNF								
Total:	Int1:												
	Int2:												
	Fin:	DNF											
43	PARDELLER Sarah Elan	ITA	Run1:	Int1:	18.75	(43)	I1-I2:	17.48	(25)	1.29			
				Int2:	36.23	(35)				I2-Fin:	22.29	(42)	2.15
				Fin:	58.52	(40)							4.07
			Run2:	Int1:			I1-I2:		I2-Fin:				
				Int2:									
				Fin:	DNQ								
Total:	Int1:												
	Int2:												
	Fin:	DNQ											
44	TERWIEL Eili	CAN	Run1:	Int1:	18.80	(47)	I1-I2:	17.59	(33)	1.34			
				Int2:	36.39	(37)				I2-Fin:	22.10	(39)	2.31
				Fin:	58.49	(39)							4.04
			Run2:	Int1:			I1-I2:		I2-Fin:				
				Int2:									
				Fin:	DNQ								
Total:	Int1:												
	Int2:												
	Fin:	DNQ											
45	BERTRAND Marion Fischer	FRA	Run1:	Int1:			I1-I2:						
				Int2:						I2-Fin:			
				Fin:	DNS								
			Run2:	Int1:			I1-I2:		I2-Fin:				
				Int2:									
				Fin:	DNS								
Total:	Int1:												
	Int2:												
	Fin:	DNS											
46	BREM Eva-Maria Voelkl	AUT	Run1:	Int1:	18.72	(40)	I1-I2:	17.98	(47)	1.26			
				Int2:	36.70	(45)				I2-Fin:	21.58	(23)	2.62
				Fin:	58.28	(34)							3.83
			Run2:	Int1:			I1-I2:		I2-Fin:				
				Int2:									
				Fin:	DNQ								
Total:	Int1:												
	Int2:												
	Fin:	DNQ											

Number of Competitors: 64

Bib	Name Ski	NSA	Positions			Partials			Difference
			Pos.	Time	Rank	Pos.	Time	Rank	Time
47	NIGG Marina Fischer	LIE	Run1:	Int1:	18.90 (49)	I1-I2:	17.93 (45)	1.44	
				Int2:	36.83 (48)	I2-Fin:	21.86 (31)	2.75	
				Fin:	58.69 (41)			4.24	
			Run2:	Int1:		I1-I2:			
				Int2:		I2-Fin:			
				Fin:	DNQ				
Total:	Int1:								
	Int2:								
	Fin:	DNQ							
48	MARMOTTAN Anemone Rossignol	FRA	Run1:	Int1:	18.75 (43)	I1-I2:	17.59 (33)	1.29	
				Int2:	36.34 (36)	I2-Fin:	21.91 (32)	2.26	
				Fin:	58.25 (33)			3.80	
			Run2:	Int1:		I1-I2:			
				Int2:		I2-Fin:			
				Fin:	DNQ				
Total:	Int1:								
	Int2:								
	Fin:	DNQ							
49	FILSER Andrea	GER	Run1:	Int1:	18.54 (35)	I1-I2:	17.59 (33)	1.08	
				Int2:	36.13 (33)	I2-Fin:	21.91 (32)	2.05	
				Fin:	58.04 (29)			3.59	
			Run2:	Int1:	18.75 (26)	I1-I2:	18.00 (11)	0.66	
				Int2:	36.75 (19)	I2-Fin:	22.30 (19)	1.32	
				Fin:	59.05 (18)			1.40	
Total:	Int1:	1:16.79 (29)			3.73				
	Int2:	1:34.79 (25)			3.99				
	Fin:	1:57.09 (23)			4.24				
50	SMEDH Veronica Head	SWE	Run1:	Int1:	18.73 (41)	I1-I2:	18.03 (49)	1.27	
				Int2:	36.76 (47)	I2-Fin:	22.41 (45)	2.68	
				Fin:	59.17 (43)			4.72	
			Run2:	Int1:		I1-I2:			
				Int2:		I2-Fin:			
				Fin:	DNQ				
Total:	Int1:								
	Int2:								
	Fin:	DNQ							
51	IGNJATOVIC Nevena Stoeckli	SRB	Run1:	Int1:	18.47 (32)	I1-I2:	18.00 (48)	1.01	
				Int2:	36.47 (40)	I2-Fin:	21.92 (34)	2.39	
				Fin:	58.39 (37)			3.94	
			Run2:	Int1:		I1-I2:			
				Int2:		I2-Fin:			
				Fin:	DNQ				
Total:	Int1:								
	Int2:								
	Fin:	DNQ							
52	BENZONI Marta	ITA	Run1:	Int1:	18.54 (35)	I1-I2:	17.59 (33)	1.08	
				Int2:	36.13 (33)	I2-Fin:	22.29 (42)	2.05	
				Fin:	58.42 (38)			3.97	
			Run2:	Int1:		I1-I2:			
				Int2:		I2-Fin:			
				Fin:	DNQ				
Total:	Int1:								
	Int2:								
	Fin:	DNQ							

Number of Competitors: 64

Bib	Name Ski	NSA	Positions			Partials			Difference
			Pos.	Time	Rank	Pos.	Time	Rank	Time
53	BUCIK Ana Elan	SLO	Run1:	Int1:	18.77 (46)	I1-I2:	17.81 (41)	1.31	
				Int2:	36.58 (42)	I2-Fin:	22.27 (41)	2.50	
				Fin:	58.85 (42)			4.40	
			Run2:	Int1:		I1-I2:			
				Int2:		I2-Fin:			
				Fin:	DNQ				
Total:	Int1:								
	Int2:								
	Fin:	DNQ							
54	SOPPELA Merle Fischer	FIN	Run1:	Int1:	18.92 (50)	I1-I2:	18.07 (51)	1.46	
				Int2:	36.99 (50)	I2-Fin:	22.90 (47)	2.91	
				Fin:	59.89 (48)			5.44	
			Run2:	Int1:		I1-I2:			
				Int2:		I2-Fin:			
				Fin:	DNQ				
Total:	Int1:								
	Int2:								
	Fin:	DNQ							
55	DUBOVSKA Martina Elan	CZE	Run1:	Int1:	18.54 (35)	I1-I2:	18.09 (52)	1.08	
				Int2:	36.63 (44)	I2-Fin:	22.93 (48)	2.55	
				Fin:	59.56 (45)			5.11	
			Run2:	Int1:		I1-I2:			
				Int2:		I2-Fin:			
				Fin:	DNQ				
Total:	Int1:								
	Int2:								
	Fin:	DNQ							
56	GASIENICA DANIEL A. Rossignol	POL	Run1:	Int1:		I1-I2:			
				Int2:		I2-Fin:			
				Fin:	DNF				
			Run2:	Int1:		I1-I2:			
				Int2:		I2-Fin:			
				Fin:	DNF				
Total:	Int1:								
	Int2:								
	Fin:	DNF							
57	PERSYN Karen Elan	BEL	Run1:	Int1:	19.00 (53)	I1-I2:	17.70 (38)	1.54	
				Int2:	36.70 (45)	I2-Fin:		2.62	
				Fin:	DNF				
			Run2:	Int1:		I1-I2:			
				Int2:		I2-Fin:			
				Fin:	DNF				
Total:	Int1:								
	Int2:								
	Fin:	DNF							
58	HECTOR Sara Atomic	SWE	Run1:	Int1:	19.50 (59)	I1-I2:	18.28 (55)	2.04	
				Int2:	37.78 (56)	I2-Fin:	22.09 (38)	3.70	
				Fin:	59.87 (47)			5.42	
			Run2:	Int1:		I1-I2:			
				Int2:		I2-Fin:			
				Fin:	DNQ				
Total:	Int1:								
	Int2:								
	Fin:	DNQ							

Number of Competitors: 64

Bib	Name Ski	NSA	Positions			Partials			Difference
			Pos.	Time	Rank	Pos.	Time	Rank	Time
59	LAVTAR Katarina Voelkl	SLO	Run1:	Int1:	18.99 (52)	I1-I2:	18.21 (54)	1.53	
				Int2:	37.20 (53)	I2-Fin:	22.32 (44)	3.12	
				Fin:	59.52 (44)			5.07	
			Run2:	Int1:		I1-I2:			
			Int2:		I2-Fin:				
			Fin:	DNQ					
			Total:	Int1:					
				Int2:					
				Fin:	DNQ				
60	ALOPINA Ksenia	RUS	Run1:	Int1:	19.15 (55)	I1-I2:	18.04 (50)	1.69	
				Int2:	37.19 (51)	I2-Fin:	22.64 (46)	3.11	
				Fin:	59.83 (46)			5.38	
			Run2:	Int1:		I1-I2:			
			Int2:		I2-Fin:				
			Fin:	DNQ					
			Total:	Int1:					
				Int2:					
				Fin:	DNQ				
61	SIMARI BIRKNER Maria Belen Rossignol	ARG	Run1:	Int1:	19.33 (58)	I1-I2:		1.87	
				Int2:		I2-Fin:			
				Fin:	DNF				
			Run2:	Int1:		I1-I2:			
			Int2:		I2-Fin:				
			Fin:	DNF					
			Total:	Int1:					
				Int2:					
				Fin:	DNF				
62	KANTOROVA Barbara Rossignol	SVK	Run1:	Int1:	19.05 (54)	I1-I2:	18.14 (53)	1.59	
				Int2:	37.19 (51)	I2-Fin:		3.11	
				Fin:	DNF				
			Run2:	Int1:		I1-I2:			
			Int2:		I2-Fin:				
			Fin:	DNF					
			Total:	Int1:					
				Int2:					
				Fin:	DNF				
63	GUTIERREZ Mireia Rossignol	AND	Run1:	Int1:	19.26 (57)	I1-I2:	18.42 (56)	1.80	
				Int2:	37.68 (55)	I2-Fin:	23.15 (49)	3.60	
				Fin:	1:00.83 (50)			6.38	
			Run2:	Int1:		I1-I2:			
			Int2:		I2-Fin:				
			Fin:	DNQ					
			Total:	Int1:					
				Int2:					
				Fin:	DNQ				

Number of Competitors: 64

Bib	Name Ski	NSA	Positions			Partials			Difference	
			Pos.	Time	Rank	Pos.	Time	Rank	Time	
64	SIMARI BIRKNER Macarena Fischer	ARG	Run1:	Int1:	19.50	(59)	I1-I2:	18.81	(57)	2.04
				Int2:	38.31	(57)	I2-Fin:	23.20	(51)	4.23
				Fin:	1:01.51	(51)				7.06
			Run2:	Int1:			I1-I2:			
				Int2:			I2-Fin:			
				Fin:	DNQ					
			Total:	Int1:						
	Int2:									
	Fin:	DNQ								

LEGEND

Pos Intermediate or Speed Position **DNQ** Did Not Qualify **Int2:** Intermediate 2 **DNS** Did Not Start **Run1** First Run
Total First + Second Run **Int1:** Intermediate 1 **DNF** Did Not Finish **Run2** Second Run **Fin:** Finish



Weltcup-Sponsoren



Partner





AUDI FIS SKI WORLD CUP 2012/13



AFTER 9th LADIES' SLALOM SLALOM FIS WCSL LIST

Number of Competitors: 66				10 NOV 2012 Levi (FIN) 25 NOV 2012 Aspen (USA) 20 DEC 2012 Åre (SWE) 29 DEC 2012 Semmering (AUT) 4 JAN 2013 Zagreb (CRO) 15 JAN 2013 Flachau (AUT) 27 JAN 2013 Maribor (SLO) 16 FEB 2013 Schladming (AUT) 10 MAR 2013 Ofterschwang (GER)									Base - X + Y = WCSL-SL			
Rank	FIS Code	Name	NSA	1	2	3	4	5	6	7	8	9				
1	6535237	SHIFFRIN Mikaela	USA	60	36	100	-	100	100	32	100	60	163	147	588	604
2	565243	MAZE Tina	SLO	50	60	60	60	-	45	100	45	100	413	372	520	561
3	505679	HANSDOTTER Frida	SWE	-	20	80	-	80	80	80	60	40	286	257	440	469
4	705287	VELEZ ZUZULOVA V.	SVK	45	24	36	100	-	-	50	36	36	377	339	327	365
5	185140	POUTIAINEN Tanja	FIN	80	32	32	36	-	60	24	50	-	334	301	314	347
6	55838	ZETTEL Kathrin	AUT	-	100	-	80	-	-	60	26	12	356	320	278	314
7	505760	PIETILAE-HOLMNER Maria	SWE	32	45	50	45	-	36	-	40	45	176	158	293	311
8	206001	HOEFL-RIESCH Maria	GER	100	50	24	50	40	-	-	-	-	330	297	264	297
9	516280	HOLDENER Wendy	SUI	24	14	26	29	16	24	26	24	80	60	54	263	269
10	55759	KIRCHGASSER Michaela	AUT	-	32	29	-	-	-	45	80	-	452	407	186	231
11	105269	GAGNON Marie-Michele	CAN	26	13	-	11	32	-	11	20	50	248	223	163	188
12	55590	SCHILD Marlies	AUT	-	80	-	-	-	-	-	29	-	760	684	109	185
13	56032	SCHILD Bernadette	AUT	-	15	-	22	36	40	16	22	24	68	61	175	182
14	106961	MIELZYNSKI Erin	CAN	18	-	45	13	60	26	-	-	-	173	156	162	179
15	55690	HOSP Nicole	AUT	14	-	15	14	24	13	36	16	29	73	66	161	168
16	505610	BORSSEN Therese	SWE	40	22	13	26	-	-	8	-	26	299	269	135	165
17	506350	EKLUND Nathalie	SWE	9	4	40	6	20	20	29	-	32	24	22	160	162
18	155415	ZAHROBSKA Sarka	CZE	20	18	18	9	9	32	3	32	-	75	68	141	148
19	296509	CURTONI Irene	ITA	12	-	22	32	12	12	40	-	-	160	144	130	146
20	506146	SWENN-LARSSON Anna	SWE	36	6	20	-	-	50	-	-	15	133	120	127	140
21	206279	GEIGER Christina	GER	24	26	-	40	-	-	22	-	-	167	150	112	129
22	425771	LOESETH Nina	NOR	18	-	10	-	50	22	15	-	-	-	-	115	115
23	206355	DUERR Lena	GER	-	40	14	7	-	18	4	-	9	197	177	92	112
24	196806	NOENS Nastasia	FRA	-	9	7	-	14	15	7	-	20	226	203	72	95
25	296354	COSTAZZA Chiara	ITA	15	-	12	20	-	-	13	18	14	22	20	92	94
26	196803	MOUGEL Laurie	FRA	-	-	-	-	45	-	20	-	22	24	22	87	89
27	55977	THALMANN Carmen	AUT	5	11	-	16	22	-	-	-	18	81	73	72	80
28	55807	DAUM Alexandra	AUT	29	-	7	-	13	-	18	-	-	61	55	67	73
29	107068	PHELAN Brittany	CAN	3	10	9	15	26	-	2	-	-	-	-	65	65



AFTER 9th LADIES' SLALOM
SLALOM FIS WCSL LIST

10 NOV 2012 Levi (FIN)
25 NOV 2012 Aspen (USA)
20 DEC 2012 Åre (SWE)
29 DEC 2012 Semmering (AUT)
4 JAN 2013 Zagreb (CRO)
15 JAN 2013 Flachau (AUT)
27 JAN 2013 Maribor (SLO)
16 FEB 2013 Schladming (AUT)
10 MAR 2013 Ofterschwang (GER)

Number of Competitors: 66

Rank	FIS Code	Name	NSA	1	2	3	4	5	6	7	8	9	Base	- X	+ Y	= WCSL-SL
30	196726	BARTHET Anne-Sophie	FRA	6	8	11	10	-	9	10	-	-	101	91	54	64
31	506341	WIKSTROEM Emelie	SWE	-	5	-	-	11	11	5	-	11	159	143	43	59
32	537772	STIEGLER Resi	USA	-	-	4	5	29	-	6	-	-	99	89	44	54
33	296259	MOELGG Manuela	ITA	-	13	-	18	-	-	-	-	-	184	166	31	49
34	195972	AUBERT Sandrine	FRA	4	-	16	-	-	16	-	-	-	57	51	36	42
35	196928	WORLEY Tessa	FRA	10	-	5	-	18	-	-	-	-	71	64	33	40
36	206035	CHMELAR Fanny	GER	7	16	-	-	10	-	-	-	-	59	53	33	39
36	516284	GISIN Michelle	SUI	-	-	-	-	-	29	10	-	-	-	-	39	39
38	106183	TERWIEL Eili	CAN	-	-	-	8	-	14	14	-	-	8	7	36	37
39	56059	DEPAULI Jessica	AUT	8	7	-	-	-	-	-	-	13	20	18	28	30
40	297851	AZZOLA Michela	ITA	-	-	-	12	-	-	12	-	-	-	-	24	24
40	705423	VLHOVA Petra	SVK	-	-	-	24	-	-	-	-	-	-	-	24	24
42	196793	MARMOTTAN Anemone	FRA	-	-	8	-	15	-	-	-	-	-	-	23	23
43	106633	GOODMAN Anna	CAN	-	-	-	-	-	-	-	-	16	57	51	16	22
43	205239	WIRTH Barbara	GER	11	-	-	-	-	10	-	-	-	10	9	21	22
45	537544	VONN Lindsey	USA	-	-	-	-	-	-	-	-	-	142	128	-	14
46	506399	HECTOR Sara	SWE	13	-	-	-	-	-	-	-	-	-	-	13	13
47	305944	KIYOSAWA Emiko	JPN	-	-	-	-	-	-	-	-	10	15	14	10	11
48	206160	RIESCH Susanne	GER	-	-	-	-	-	-	-	-	-	101	91	-	10
49	206497	FILSER Andrea	GER	-	-	-	-	-	-	-	-	8	-	-	8	8
49	306249	HASEGAWA Emi	JPN	-	-	-	-	8	-	-	-	-	-	-	8	8
51	515997	FEIERABEND Denise	SUI	-	-	-	-	-	-	-	-	-	68	61	-	7
52	565320	FERK Marusa	SLO	2	3	-	-	-	-	-	-	-	-	-	5	5
52	206174	STABER Veronika	GER	-	-	-	4	-	-	-	-	-	12	11	4	5
54	196725	BARIOZ Taina	FRA	-	-	-	-	-	-	-	-	-	39	35	-	4
55	55898	BREM Eva-Maria	AUT	-	-	-	-	-	-	-	-	-	16	14	-	2
55	196016	DAUTHERIVES Claire	FRA	-	-	-	-	-	-	-	-	-	16	14	-	2
55	205168	DUERR Katharina	GER	-	-	-	-	-	-	-	-	-	23	21	-	2
55	295435	GIUS Nicole	ITA	-	-	-	-	-	-	-	-	-	17	15	-	2
55	205993	HOELZL Kathrin	GER	-	-	-	-	-	-	-	-	-	17	15	-	2
55	355040	NIGG Marina	LIE	-	-	-	-	-	-	-	-	-	17	15	-	2
55	425880	SEJERSTED Lotte Smiseth	NOR	-	-	-	-	-	-	-	-	-	17	15	-	2
62	515747	GISIN Dominique	SUI	-	-	-	-	-	-	1	-	-	-	-	1	1
62	206290	HUEBNER Monica	GER	-	-	-	-	-	-	-	-	-	6	5	-	1
62	705394	KANTOROVA Barbara	SVK	-	-	-	-	-	-	-	-	-	7	6	-	1
62	537545	MANCUSO Julia	USA	-	-	-	-	-	-	-	-	-	9	8	-	1
62	206099	PERNER Nina	GER	-	-	-	-	-	-	-	-	-	10	9	-	1



AFTER 9th LADIES' SLALOM
SLALOM FIS WCSL LIST

Number of Competitors per Nation until 60th position

AUT : 9	CAN : 5	CZE : 1	FIN : 1	FRA : 8	GER : 10
ITA : 5	JPN : 2	LIE : 1	NOR : 2	SLO : 2	SUI : 3
SVK : 2	SWE : 7	USA : 3			

LEGEND

Base Last season WCSL points
X (Base / number of planned races in the current season) * number of completed races in the current season
Y WC points won in the current season
WCSL-SL World Cup Start List points for Slalom

10-03-2013 / Ofterschwang (GER) / 5604

Page 3/3

www.fisalpine.com

Generation Date: SUN 10 MAR 2013

Time: 14:26

Document: 60A 1.0





AUDI
FIS SKI WORLD CUP 2012/13



AFTER 9th LADIES' SLALOM
OVERALL FIS WCSL LIST

Number of Competitors: 139

Rank	FIS Code	Name	NSA	WCSL	DH	SL	GS	SG	SC
1	565243	MAZE Tina	SLO	2608	398 (2)	561 (2)	817 (1)	552 (1)	280 (1)
2	206001	HOEFL-RIESCH Maria	GER	1355	374 (3)	297 (8)	255 (6)	279 (6)	150 (3)
3	55947	FENNINGER Anna	AUT	1170	245 (8)	-	539 (2)	350 (3)	36 (17)
4	537545	MANCUSO Julia	USA	1035	278 (7)	1 (62)	177 (11)	473 (2)	106 (5)
5	537544	VONN Lindsey	USA	933	417 (1)	14 (45)	159 (16)	343 (4)	-
6	55838	ZETTEL Kathrin	AUT	863	-	314 (6)	443 (5)	1 (55)	105 (6)
7	205218	REBENBURG Viktoria	GER	851	108 (25)	-	450 (3)	293 (5)	-
8	516138	GUT Lara	SUI	770	241 (11)	-	202 (10)	250 (8)	77 (8)
9	6535237	SHIFFRIN Mikaela	USA	754	-	604 (1)	150 (18)	-	-
10	505679	HANSDOTTER Frida	SWE	695	-	469 (3)	226 (8)	-	-
11	196928	WORLEY Tessa	FRA	588	2 (52)	40 (35)	448 (4)	82 (26)	16 (28)
12	55576	GOERGL Elisabeth	AUT	537	153 (18)	-	157 (17)	151 (11)	76 (10)
13	55759	KIRCHGASSER Michaela	AUT	533	-	231 (10)	163 (14)	-	139 (4)
14	515747	GISIN Dominique	SUI	512	150 (20)	1 (62)	175 (12)	142 (12)	44 (13)
15	55690	HOSP Nicole	AUT	493	3 (50)	168 (15)	-	102 (21)	220 (2)
16	355050	WEIRATHER Tina	LIE	492	288 (6)	-	30 (37)	174 (9)	-
17	185140	POUTIAINEN Tanja	FIN	483	-	347 (5)	136 (20)	-	-
18	105269	GAGNON Marie-Michele	CAN	434	-	188 (11)	143 (19)	26 (35)	77 (8)
19	195983	ROLLAND Marion	FRA	415	323 (4)	-	-	92 (23)	-
20	505760	PIETILAE-HOLMNER Maria	SWE	393	-	311 (7)	82 (27)	-	-
21	296509	CURTONI Irene	ITA	381	-	146 (19)	235 (7)	-	-
22	705287	VELEZ ZUZULOVA Veronika	SVK	366	-	365 (4)	1 (56)	-	-
23	515766	SUTER Fabienne	SUI	360	79 (26)	-	13 (45)	268 (7)	-
24	538305	SMITH Leanne	USA	355	210 (13)	-	-	140 (13)	5 (40)
25	495318	RUIZ CASTILLO Carolina	SPA	350	190 (15)	-	26 (39)	134 (14)	-
26	296008	MERIGHETTI Daniela	ITA	346	243 (10)	-	-	89 (24)	14 (32)
27	196460	MARCHAND-ARVIER Marie	FRA	337	220 (12)	-	-	97 (22)	20 (25)
28	538573	ROSS Laurene	USA	332	176 (16)	-	-	110 (17)	46 (12)
29	537582	COOK Stacey	USA	324	303 (5)	-	-	21 (37)	-
30	505632	LINDELL-VIKARBY Jessica	SWE	301	-	-	214 (9)	87 (25)	-
31	516280	HOLDENER Wendy	SUI	294	-	269 (9)	14 (43)	-	11 (36)
32	55766	STERZ Regina	AUT	268	163 (17)	-	-	105 (20)	-
33	296729	FANCHINI Nadia	ITA	261	114 (24)	-	110 (24)	37 (33)	-
34	297910	CURTONI Elena	ITA	252	2 (52)	-	58 (31)	110 (17)	82 (7)
35	515806	KAMER Nadja	SUI	246	245 (8)	-	-	1 (55)	-
36	515573	AUFDENBLATTEN Fraenzi	SUI	245	130 (22)	-	-	115 (16)	-
37	55590	SCHILD Marlies	AUT	243	-	185 (12)	58 (31)	-	-

10-03-2013 / Ofterschwang (GER) / 5604

Page 1/4

www.fisalpine.com

Generation Date: SUN 10 MAR 2013

Time: 14:26

Document: 60B 1.0



AFTER 9th LADIES' SLALOM
OVERALL FIS WCSL LIST

Number of Competitors: 139

Rank	FIS Code	Name	NSA	WCSL	DH	SL	GS	SG	SC
38	55818	KOEHLE Stefanie	AUT	237	-	-	166 (13)	71 (27)	-
39	206367	HRONEK Veronique	GER	230	11 (40)	-	50 (33)	107 (19)	62 (11)
40	55913	MOSER Stefanie	AUT	225	153 (18)	-	-	60 (28)	12 (34)
41	206355	DUERR Lena	GER	219	-	112 (23)	45 (34)	22 (36)	40 (15)
42	538685	MCKENNIS Alice	USA	210	210 (13)	-	-	-	-
43	55750	FISCHBACHER Andrea	AUT	202	73 (27)	-	3 (53)	126 (15)	-
44	55970	SCHMIDHOFER Nicole	AUT	200	27 (34)	-	-	173 (10)	-
45	425880	SEJERSTED Lotte Smiseth	NOR	189	60 (30)	2 (55)	42 (35)	46 (31)	39 (16)
46	56032	SCHILD Bernadette	AUT	182	-	182 (13)	-	-	-
47	106961	MIELZYNSKI Erin	CAN	179	-	179 (14)	-	-	-
48	296472	FANCHINI Elena	ITA	172	146 (21)	-	-	5 (49)	21 (24)
49	196726	BARTHET Anne-Sophie	FRA	170	-	64 (30)	86 (26)	-	20 (25)
49	515782	KAUFMANN-ABDERHALDEN	SUI	170	120 (23)	-	-	8 (45)	42 (14)
51	505610	BORSSEN Therese	SWE	165	-	165 (16)	-	-	-
51	55898	BREM Eva-Maria	AUT	165	-	2 (55)	163 (14)	-	-
53	506350	EKLUND Nathalie	SWE	162	-	162 (17)	-	-	-
54	565360	STUHEC Ilka	SLO	161	70 (28)	-	-	58 (29)	33 (19)
55	196793	MARMOTTAN Anemone	FRA	149	-	23 (42)	126 (22)	-	-
56	155415	ZAHROBSKA Sarka	CZE	148	-	148 (18)	-	-	-
57	506146	SWENN-LARSSON Anna	SWE	140	-	140 (20)	-	-	-
58	565268	DREV Ana	SLO	133	-	-	133 (21)	-	-
59	206279	GEIGER Christina	GER	129	-	129 (21)	-	-	-
60	425771	LOESETH Nina	NOR	124	-	115 (22)	9 (50)	-	-
61	295445	KARBON Denise	ITA	123	-	-	123 (23)	-	-
62	296259	MOELGG Manuela	ITA	118	-	49 (33)	69 (28)	-	-
63	196725	BARIOZ Taina	FRA	111	-	4 (54)	105 (25)	-	2 (42)
64	296431	STUFFER Verena	ITA	106	65 (29)	-	-	41 (32)	-
65	196806	NOENS Nastasia	FRA	95	-	95 (24)	-	-	-
66	296354	COSTAZZA Chiara	ITA	94	-	94 (25)	-	-	-
67	196803	MOUGEL Laurie	FRA	89	-	89 (26)	-	-	-
68	298084	AGERER Lisa Magdalena	ITA	88	12 (39)	-	30 (37)	34 (34)	12 (34)
69	298323	GOGGIA Sofia	ITA	86	-	-	-	50 (30)	36 (17)
70	55977	THALMANN Carmen	AUT	80	-	80 (27)	-	-	-
71	297702	MARSAGLIA Francesca	ITA	76	37 (32)	-	-	12 (43)	27 (21)
72	55807	DAUM Alexandra	AUT	73	-	73 (28)	-	-	-
73	506399	HECTOR Sara	SWE	68	-	13 (46)	25 (40)	1 (55)	29 (20)
74	107068	PHELAN Brittany	CAN	65	-	65 (29)	-	-	-
75	106825	PREFONTAINE Marie-Pier	CAN	64	-	-	62 (29)	2 (53)	-
76	196179	BERTRAND Marion	FRA	60	-	-	60 (30)	-	-
76	206175	STECHELT Gina	GER	60	60 (30)	-	-	-	-
78	506341	WIKSTROEM Emelie	SWE	59	-	59 (31)	-	-	-
79	537772	STIEGLER Resi	USA	57	-	54 (32)	3 (53)	-	-
80	297134	BORSOTTI Camilla	ITA	53	24 (37)	-	-	6 (46)	23 (23)
81	297601	BRIGNONE Federica	ITA	47	-	-	34 (36)	-	13 (33)
82	195972	AUBERT Sandrine	FRA	42	-	42 (34)	-	-	-
83	206035	CHMELAR Fanny	GER	39	-	39 (36)	-	-	-
83	516284	GISIN Michelle	SUI	39	-	39 (36)	-	-	-

10-03-2013 / Ofterschwang (GER) / 5604

Page 2/4

www.fisalpine.com

Generation Date: SUN 10 MAR 2013

Time: 14:26

Document: 60B 1.0



AFTER 9th LADIES' SLALOM
OVERALL FIS WCSL LIST

Number of Competitors: 139

Rank	FIS Code	Name	NSA	WCSL	DH	SL	GS	SG	SC
85	106183	TERWIEL Elli	CAN	37	-	37 (38)	-	-	-
86	55806	ALTACHER Margret	AUT	32	-	-	-	13 (41)	19 (27)
86	56128	HUETTER Cornelia	AUT	32	26 (35)	-	-	6 (46)	-
86	516145	KUENG Mirena	SUI	32	32 (33)	-	-	-	-
86	425929	MOWINCKEL Ragnhild	NOR	32	-	-	-	17 (38)	15 (30)
90	296427	SCHNARF Johanna	ITA	31	16 (38)	-	-	15 (40)	-
91	196968	BAILET Margot	FRA	30	4 (49)	-	-	-	26 (22)
91	56059	DEPAULI Jessica	AUT	30	-	30 (39)	-	-	-
93	245066	MIKLOS Edit	HUN	26	26 (35)	-	-	-	-
94	297851	AZZOLA Michela	ITA	24	-	24 (40)	-	-	-
94	705423	VLHOVA Petra	SVK	24	-	24 (40)	-	-	-
96	205239	WIRTH Barbara	GER	23	-	22 (43)	1 (56)	-	-
97	515849	DETLING Andrea	SUI	22	6 (45)	-	-	9 (44)	7 (38)
97	106633	GOODMAN Anna	CAN	22	-	22 (43)	-	-	-
97	505483	PAERSON Anja	SWE	22	6 (45)	-	3 (53)	13 (41)	-
97	206408	WEINBUCHNER Susanne	GER	22	-	-	22 (41)	-	-
101	206174	STABER Veronika	GER	18	-	5 (52)	13 (45)	-	-
102	505886	KLING Kajsa	SWE	17	-	-	10 (48)	3 (51)	4 (41)
102	515560	SCHILD Martina	SUI	17	-	-	-	17 (38)	-
104	565333	BRODNIK Vanja	SLO	16	-	-	-	-	16 (28)
104	565320	FERK Marusa	SLO	16	10 (41)	5 (52)	-	1 (55)	-
104	205993	HOELZL Kathrin	GER	16	-	2 (55)	14 (43)	-	-
107	705349	GANTNEROVA Jana	SVK	15	-	-	-	-	15 (30)
107	206444	HOESL Simona	GER	15	-	-	15 (42)	-	-
109	297171	FANCHINI Sabrina	ITA	13	-	-	13 (45)	-	-
110	225206	ALCOTT Chemmy	GBR	11	7 (44)	-	-	4 (50)	-
110	197006	GAUTHIER Marine	FRA	11	2 (52)	-	-	-	9 (37)
110	305944	KIYOSAWA Emiko	JPN	11	-	11 (47)	-	-	-
113	425887	LOESETH Mona	NOR	10	-	-	10 (48)	-	-
113	196573	REVILLET Aurelie	FRA	10	10 (41)	-	-	-	-
113	206160	RIESCH Susanne	GER	10	-	10 (48)	-	-	-
116	206497	FILSER Andrea	GER	8	-	8 (49)	-	-	-
116	296379	GIANESINI Giulia	ITA	8	-	-	8 (51)	-	-
116	306249	HASEGAWA Emi	JPN	8	-	8 (49)	-	-	-
116	295533	RECCHIA Lucia	ITA	8	8 (43)	-	-	-	-
120	515997	FEIERABEND Denise	SUI	7	-	7 (51)	-	-	-
120	196812	PELLISSIER Marion	FRA	7	5 (47)	-	-	2 (53)	-
122	197319	BAUD Adeline	FRA	6	-	-	6 (52)	-	-
122	56088	TIPPLER Tamara	AUT	6	-	-	-	-	6 (39)
122	106849	YURKIW Larisa	CAN	6	-	-	-	6 (46)	-
125	55978	VOGLREITER Mariella	AUT	5	5 (47)	-	-	-	-
126	297153	CIPRIANI Enrica	ITA	3	-	-	-	3 (51)	-
126	295435	GIUS Nicole	ITA	3	-	2 (55)	1 (56)	-	-
126	155563	KRIZOVA Klara	CZE	3	3 (50)	-	-	-	-
129	196016	DAUTHERIVES Claire	FRA	2	-	2 (55)	-	-	-
129	205168	DUERR Katharina	GER	2	-	2 (55)	-	-	-
129	355040	NIGG Marina	LIE	2	-	2 (55)	-	-	-

10-03-2013 / Ofterschwang (GER) / 5604

Page 3/4

www.fisalpine.com

Generation Date: SUN 10 MAR 2013

Time: 14:26

Document: 60B 1.0



AFTER 9th LADIES' SLALOM
OVERALL FIS WCSL LIST

Number of Competitors: 139

Rank	FIS Code	Name	NSA	WCSL	DH	SL	GS	SG	SC
132	375018	COLETTI Alexandra	MON	1	1 (55)	-	-	-	-
132	538855	FORD Julia	USA	1	1 (55)	-	-	-	-
132	206290	HUEBNER Monica	GER	1	-	1 (62)	-	-	-
132	705394	KANTOROVA Barbara	SVK	1	-	1 (62)	-	-	-
132	538038	MARSHALL Chelsea	USA	1	1 (55)	-	-	-	-
132	206099	PERNER Nina	GER	1	-	1 (62)	-	-	-
132	565315	ROBNIK Mateja	SLO	1	-	-	1 (56)	-	-
132	536481	SCHLEPER Sarah	USA	1	-	-	1 (56)	-	-

LEGEND

SC Super Combined points **SG** Super-G points **DH** Downhill points **WCSL** Overall points **SL** Slalom points
GS Giant Slalom points

10-03-2013 / Ofterschwang (GER) / 5604

Page 4/4

www.fisalpine.com

Generation Date: SUN 10 MAR 2013

Time: 14:26

Document: 60B 1.0

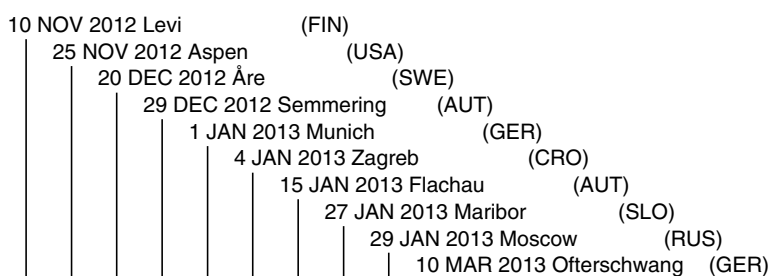




AUDI FIS SKI WORLD CUP 2012/13



10th LADIES' SLALOM SLALOM FIS WORLD CUP STANDINGS



Number of Competitors: 54

Rank	FIS Code	Name	NSA	1	2	3	4	5	6	7	8	9	10	WC-SL	Diff.
1	565243	MAZE Tina	SLO	50	60	60	60	80	-	45	100	40	100	595	
2	6535237	SHIFFRIN Mikaela	USA	60	36	100	-	40	100	100	32	60	60	588	- 7
3	705287	VELEZ ZUZULOVA V.	SVK	45	24	36	100	100	-	-	50	80	36	471	- 124
4	505679	HANSDOTTER Frida	SWE	-	20	80	-	15	80	80	80	40	40	435	- 160
5	185140	POUTIAINEN Tanja	FIN	80	32	32	36	50	-	60	24	40	-	354	- 241
6	505760	PIETILAE-HOLMNER Maria	SWE	32	45	50	45	40	-	36	-	15	45	308	- 287
7	516280	HOLDENER Wendy	SUI	24	14	26	29	-	16	24	26	50	80	289	- 306
8	206001	HOEFL-RIESCH Maria	GER	100	50	24	50	15	40	-	-	-	-	279	- 316
9	55838	ZETTEL Kathrin	AUT	-	100	-	80	15	-	-	60	-	12	267	- 328
10	55759	KIRCHGASSER Michaela	AUT	-	32	29	-	60	-	-	45	40	-	206	- 389
11	206355	DUERR Lena	GER	-	40	14	7	-	-	18	4	100	9	192	- 403
12	56032	SCHILD Bernadette	AUT	-	15	-	22	15	36	40	16	15	24	183	- 412
13	106961	MIELZYNSKI Erin	CAN	18	-	45	13	15	60	26	-	-	-	177	- 418
14	55690	HOSP Nicole	AUT	14	-	15	14	15	24	13	36	15	29	175	- 420
15	506350	EKLUND Nathalie	SWE	9	4	40	6	-	20	20	29	-	32	160	- 435
16	505610	BORSSEN Therese	SWE	40	22	13	26	15	-	-	8	-	26	150	- 445
17	105269	GAGNON Marie-Michele	CAN	26	13	-	11	-	32	-	11	-	50	143	- 452
18	296509	CURTONI Irene	ITA	12	-	22	32	-	12	12	40	-	-	130	- 465
19	206279	GEIGER Christina	GER	24	26	-	40	-	-	-	22	15	-	127	- 468
19	506146	SWENN-LARSSON Anna	SWE	36	6	20	-	-	-	50	-	-	15	127	- 468
21	425771	LOESETH Nina	NOR	18	-	10	-	-	50	22	15	-	-	115	- 480
22	155415	ZAHROBSKA Sarka	CZE	20	18	18	9	-	9	32	3	-	-	109	- 486
23	55977	THALMANN Carmen	AUT	5	11	-	16	15	22	-	-	15	18	102	- 493
24	196803	MOUGEL Laurie	FRA	-	-	-	-	-	45	-	20	-	22	87	- 508
25	55807	DAUM Alexandra	AUT	29	-	7	-	-	13	-	18	15	-	82	- 513
26	107068	PHELAN Brittany	CAN	3	10	9	15	-	26	-	2	15	-	80	- 515
26	55590	SCHILD Marlies	AUT	-	80	-	-	-	-	-	-	-	-	80	- 515
28	296354	COSTAZZA Chiara	ITA	15	-	12	20	-	-	-	13	-	14	74	- 521



10th LADIES' SLALOM
SLALOM FIS WORLD CUP STANDINGS

10 NOV 2012 Levi (FIN)
25 NOV 2012 Aspen (USA)
20 DEC 2012 Åre (SWE)
29 DEC 2012 Semmering (AUT)
1 JAN 2013 Munich (GER)
4 JAN 2013 Zagreb (CRO)
15 JAN 2013 Flachau (AUT)
27 JAN 2013 Maribor (SLO)
29 JAN 2013 Moscow (RUS)
10 MAR 2013 Osterschwang (GER)

Number of Competitors: 54

Rank	FIS Code	Name	NSA	1	2	3	4	5	6	7	8	9	10	WC-SL	Diff.
29	196806	NOENS Nastasia	FRA	-	9	7	-	-	14	15	7	-	20	72	- 523
30	196726	BARTHET Anne-Sophie	FRA	6	8	11	10	-	-	9	10	-	-	54	- 541
31	537772	STIEGLER Resi	USA	-	-	4	5	-	29	-	6	-	-	44	- 551
32	506341	WIKSTROEM Emelie	SWE	-	5	-	-	-	11	11	5	-	11	43	- 552
33	537545	MANCUSO Julia	USA	-	-	-	-	40	-	-	-	-	-	40	- 555
33	205218	REBENSBURG Viktoria	GER	-	-	-	-	40	-	-	-	-	-	40	- 555
35	516284	GISIN Michelle	SUI	-	-	-	-	-	-	29	10	-	-	39	- 556
36	195972	AUBERT Sandrine	FRA	4	-	16	-	-	-	16	-	-	-	36	- 559
36	106183	TERWIEL Eili	CAN	-	-	-	8	-	-	14	14	-	-	36	- 559
38	206035	CHMELAR Fanny	GER	7	16	-	-	-	10	-	-	-	-	33	- 562
38	196928	WORLEY Tessa	FRA	10	-	5	-	-	18	-	-	-	-	33	- 562
40	296259	MOELGG Manuela	ITA	-	13	-	18	-	-	-	-	-	-	31	- 564
41	56059	DEPAULI Jessica	AUT	8	7	-	-	-	-	-	-	-	13	28	- 567
42	297851	AZZOLA Michela	ITA	-	-	-	12	-	-	-	12	-	-	24	- 571
42	705423	VLHOVA Petra	SVK	-	-	-	24	-	-	-	-	-	-	24	- 571
44	196793	MARMOTTAN Anemone	FRA	-	-	8	-	-	15	-	-	-	-	23	- 572
45	205239	WIRTH Barbara	GER	11	-	-	-	-	-	10	-	-	-	21	- 574
46	106633	GOODMAN Anna	CAN	-	-	-	-	-	-	-	-	-	16	16	- 579
47	485570	SOROKINA Anna	RUS	-	-	-	-	-	-	-	-	15	-	15	- 580
48	506399	HECTOR Sara	SWE	13	-	-	-	-	-	-	-	-	-	13	- 582
49	305944	KIYOSAWA Emiko	JPN	-	-	-	-	-	-	-	-	-	10	10	- 585
50	206497	FILSER Andrea	GER	-	-	-	-	-	-	-	-	-	8	8	- 587
50	306249	HASEGAWA Emi	JPN	-	-	-	-	-	8	-	-	-	-	8	- 587
52	565320	FERK Marusa	SLO	2	3	-	-	-	-	-	-	-	-	5	- 590
53	206174	STABER Veronika	GER	-	-	-	4	-	-	-	-	-	-	4	- 591
54	515747	GISIN Dominique	SUI	-	-	-	-	-	-	-	1	-	-	1	- 594

LEGEND

WC-SL World Cup points for Slalom Diff. Points Difference

10-03-2013 / Osterschwang (GER) / 5604

Page 2/2

www.fisalpine.com

Generation Date: SUN 10 MAR 2013

Time: 14:26

Document: 25A 1.0



10th LADIES' SLALOM
OVERALL FIS WORLD CUP STANDINGS

Number of Competitors: 116

Rank	FIS Code	Name	NSA	Points	DH 7 races	SL 10 races	GS 8 races	SG 6 races	SC 2 races
1	565243	MAZE Tina	SLO	2254	339 (2)	595 (1)	700 (1)	420 (1)	200 (1)
2	206001	HOEFL-RIESCH Maria	GER	1065	272 (3)	279 (8)	213 (6)	251 (5)	50 (9)
3	55947	FENNINGER Anna	AUT	984	209 (8)	–	435 (2)	304 (3)	36 (13)
4	537545	MANCUSO Julia	USA	835	202 (9)	40 (33)	154 (11)	365 (2)	74 (6)
5	537544	VONN Lindsey	USA	740	340 (1)	–	114 (17)	286 (4)	–
6	205218	REBENSBURG Viktoria	GER	737	90 (23)	40 (33)	361 (4)	246 (6)	–
7	55838	ZETTEL Kathrin	AUT	709	–	267 (9)	382 (3)	–	60 (8)
8	6535237	SHIFFRIN Mikaela	USA	698	–	588 (2)	110 (19)	–	–
9	505679	HANSDOTTER Frida	SWE	615	–	435 (4)	180 (8)	–	–
10	516138	GUT Lara	SUI	602	228 (5)	–	153 (12)	144 (10)	77 (4)
11	705287	VELEZ ZUZULOVA Veronika	SVK	471	–	471 (3)	–	–	–
12	185140	POUTIAINEN Tanja	FIN	460	–	354 (5)	106 (21)	–	–
13	55759	KIRCHGASSER Michaela	AUT	448	–	206 (10)	153 (12)	–	89 (3)
14	196928	WORLEY Tessa	FRA	432	–	33 (38)	303 (5)	80 (22)	16 (25)
15	55690	HOSP Nicole	AUT	423	–	175 (14)	–	88 (20)	160 (2)
16	515747	GISIN Dominique	SUI	415	127 (19)	1 (54)	170 (10)	99 (15)	18 (24)
17	355050	WEIRATHER Tina	LIE	395	224 (6)	–	24 (37)	147 (9)	–
18	505760	PIETILAE-HOLMNER Maria	SWE	384	–	308 (6)	76 (27)	–	–
19	105269	GAGNON Marie-Michele	CAN	349	–	143 (17)	104 (22)	25 (32)	77 (4)
20	55576	GOERGL Elisabeth	AUT	345	84 (24)	–	124 (16)	101 (14)	36 (13)
21	296509	CURTONI Irene	ITA	323	–	130 (18)	193 (7)	–	–
21	495318	RUIZ CASTILLO Carolina	SPA	323	169 (15)	–	26 (36)	128 (11)	–
23	516280	HOLDENER Wendy	SUI	314	–	289 (7)	14 (42)	–	11 (33)
24	538305	SMITH Leanne	USA	310	180 (12)	–	–	125 (12)	5 (37)
25	538573	ROSS Laurene	USA	292	166 (16)	–	–	104 (13)	22 (20)
26	206355	DUERR Lena	GER	290	–	192 (11)	36 (34)	22 (33)	40 (10)
27	195983	ROLLAND Marion	FRA	273	196 (11)	–	–	77 (23)	–
28	196460	MARCHAND-ARVIER Marie	FRA	269	178 (14)	–	–	71 (24)	20 (21)
28	515766	SUTER Fabienne	SUI	269	64 (25)	–	10 (44)	195 (7)	–
30	296008	MERIGHETTI Daniela	ITA	266	216 (7)	–	–	36 (29)	14 (29)
31	537582	COOK Stacey	USA	264	244 (4)	–	–	20 (34)	–
32	55766	STERZ Regina	AUT	261	162 (17)	–	–	99 (15)	–
33	505632	LINDELL-VIKARBY Jessica	SWE	222	–	–	172 (9)	50 (26)	–
34	515573	AUFDENBLATTEN Fraenzi	SUI	219	121 (20)	–	–	98 (17)	–
35	55818	KOEHLE Stefanie	AUT	214	–	–	148 (15)	66 (25)	–
36	297910	CURTONI Elena	ITA	212	2 (44)	–	57 (29)	91 (19)	62 (7)
37	55913	MOSER Stefanie	AUT	209	147 (18)	–	–	50 (26)	12 (31)

10th LADIES' SLALOM
OVERALL FIS WORLD CUP STANDINGS

Number of Competitors: 116

Rank	FIS Code	Name	NSA	Points	DH 7 races	SL 10 races	GS 8 races	SG 6 races	SC 2 races
38	538685	MCKENNIS Alice	USA	198	198 (10)	–	–	–	–
39	206367	HRONEK Veronique	GER	192	8 (39)	–	47 (31)	97 (18)	40 (10)
40	56032	SCHILD Bernadette	AUT	183	–	183 (12)	–	–	–
41	515806	KAMER Nadja	SUI	180	180 (12)	–	–	–	–
42	106961	MIELZYNSKI Erin	CAN	177	–	177 (13)	–	–	–
43	296729	FANCHINI Nadia	ITA	175	34 (30)	–	104 (22)	37 (28)	–
44	55970	SCHMIDHOFER Nicole	AUT	172	23 (36)	–	–	149 (8)	–
45	506350	EKLUND Nathalie	SWE	160	–	160 (15)	–	–	–
46	196726	BARTHET Anne–Sophie	FRA	157	–	54 (30)	83 (26)	–	20 (21)
47	425880	SEJERSTED Lotte Smiseth	NOR	156	55 (29)	–	42 (33)	20 (34)	39 (12)
48	55898	BREM Eva–Maria	AUT	152	–	–	152 (14)	–	–
49	505610	BORSSEN Therese	SWE	150	–	150 (16)	–	–	–
50	515782	KAUFMANN–ABDERHALDEN	SUI	148	116 (21)	–	–	8 (40)	24 (18)
51	196793	MARMOTTAN Anemone	FRA	136	–	23 (44)	113 (18)	–	–
52	206279	GEIGER Christina	GER	127	–	127 (19)	–	–	–
52	506146	SWENN–LARSSON Anna	SWE	127	–	127 (19)	–	–	–
54	55590	SCHILD Marlies	AUT	125	–	80 (26)	45 (32)	–	–
55	425771	LOESETH Nina	NOR	124	–	115 (21)	9 (47)	–	–
56	565360	STUHEC Ilka	SLO	115	64 (25)	–	–	18 (36)	33 (15)
57	55750	FISCHBACHER Andrea	AUT	109	28 (33)	–	–	81 (21)	–
57	295445	KARBON Denise	ITA	109	–	–	109 (20)	–	–
57	155415	ZAHROBSKA Sarka	CZE	109	–	109 (22)	–	–	–
60	296472	FANCHINI Elena	ITA	106	100 (22)	–	–	1 (47)	5 (37)
61	565268	DREV Ana	SLO	104	–	–	104 (22)	–	–
62	55977	THALMANN Carmen	AUT	102	–	102 (23)	–	–	–
63	296431	STUFFER Verena	ITA	95	59 (27)	–	–	36 (29)	–
64	196725	BARIOZ Taina	FRA	91	–	–	89 (25)	–	2 (40)
65	196803	MOUGEL Laurie	FRA	87	–	87 (24)	–	–	–
66	55807	DAUM Alexandra	AUT	82	–	82 (25)	–	–	–
67	107068	PHELAN Brittany	CAN	80	–	80 (26)	–	–	–
68	298084	AGERER Lisa Magdalena	ITA	78	12 (38)	–	21 (40)	33 (31)	12 (31)
69	296354	COSTAZZA Chiara	ITA	74	–	74 (28)	–	–	–
70	196806	NOENS Nastasia	FRA	72	–	72 (29)	–	–	–
71	297702	MARSAGLIA Francesca	ITA	69	34 (30)	–	–	8 (40)	27 (16)
72	296259	MOELGG Manuela	ITA	66	–	31 (40)	35 (35)	–	–
73	106825	PREFONTAINE Marie–Pier	CAN	60	–	–	60 (28)	–	–
74	206175	STECHERT Gina	GER	58	58 (28)	–	–	–	–
75	196179	BERTRAND Marion	FRA	53	–	–	53 (30)	–	–
76	297134	BORSOTTI Camilla	ITA	50	22 (37)	–	–	5 (44)	23 (19)
77	537772	STIEGLER Resi	USA	44	–	44 (31)	–	–	–
78	506341	WIKSTROEM Emelie	SWE	43	–	43 (32)	–	–	–
79	516284	GISIN Michelle	SUI	39	–	39 (35)	–	–	–
80	506399	HECTOR Sara	SWE	38	–	13 (48)	24 (37)	1 (47)	–
81	195972	AUBERT Sandrine	FRA	36	–	36 (36)	–	–	–
81	106183	TERWIEL Eili	CAN	36	–	36 (36)	–	–	–
83	206035	CHMELAR Fanny	GER	33	–	33 (38)	–	–	–
84	56128	HUETTER Cornelia	AUT	32	26 (34)	–	–	6 (42)	–

10-03-2013 / Ofterschwang (GER) / 5604

Page 2/3

www.fisalpine.com

Generation Date: SUN 10 MAR 2013

Time: 14:26

Document: 25B 1.0



10th LADIES' SLALOM
OVERALL FIS WORLD CUP STANDINGS

Number of Competitors: 116

Rank	FIS Code	Name	NSA	Points	DH	SL	GS	SG	SC
					7 races	10 races	8 races	6 races	2 races
84	425929	MOWINCKEL Ragnhild	NOR	32	–	–	–	17 (37)	15 (27)
86	516145	KUENG Mirena	SUI	31	31 (32)	–	–	–	–
87	196968	BAILET Margot	FRA	30	4 (42)	–	–	–	26 (17)
88	55806	ALTACHER Margret	AUT	29	–	–	–	10 (38)	19 (23)
89	56059	DEPAULI Jessica	AUT	28	–	28 (41)	–	–	–
90	245066	MIKLOS Edit	HUN	26	26 (34)	–	–	–	–
91	297851	AZZOLA Michela	ITA	24	–	24 (42)	–	–	–
91	705423	VLHOVA Petra	SVK	24	–	24 (42)	–	–	–
93	515849	DETTLING Andrea	SUI	22	6 (41)	–	–	9 (39)	7 (35)
93	206408	WEINBUCHNER Susanne	GER	22	–	–	22 (39)	–	–
95	205239	WIRTH Barbara	GER	21	–	21 (45)	–	–	–
96	206174	STABER Veronika	GER	17	–	4 (53)	13 (43)	–	–
97	565333	BRODNIK Vanja	SLO	16	–	–	–	–	16 (25)
97	106633	GOODMAN Anna	CAN	16	–	16 (46)	–	–	–
99	705349	GANTNEROVA Jana	SVK	15	–	–	–	–	15 (27)
99	206444	HOESL Simona	GER	15	–	–	15 (41)	–	–
99	485570	SOROKINA Anna	RUS	15	–	15 (47)	–	–	–
102	505886	KLING Kajsa	SWE	14	–	–	10 (44)	–	4 (39)
103	297601	BRIGNONE Federica	ITA	13	–	–	–	–	13 (30)
104	225206	ALCOTT Chemmy	GBR	11	7 (40)	–	–	4 (45)	–
105	305944	KIYOSAWA Emiko	JPN	10	–	10 (49)	–	–	–
105	425887	LOESETH Mona	NOR	10	–	–	10 (44)	–	–
107	297171	FANCHINI Sabrina	ITA	9	–	–	9 (47)	–	–
107	197006	GAUTHIER Marine	FRA	9	–	–	–	–	9 (34)
109	206497	FILSER Andrea	GER	8	–	8 (50)	–	–	–
109	306249	HASEGAWA Emi	JPN	8	–	8 (50)	–	–	–
111	197319	BAUD Adeline	FRA	6	–	–	6 (49)	–	–
111	56088	TIPPLER Tamara	AUT	6	–	–	–	–	6 (36)
111	106849	YURKIW Larisa	CAN	6	–	–	–	6 (42)	–
114	565320	FERK Marusa	SLO	5	–	5 (52)	–	–	–
115	297153	CIPRIANI Enrica	ITA	3	–	–	–	3 (46)	–
115	155563	KRIZOVA Klara	CZE	3	3 (43)	–	–	–	–

LEGEND

SC Super Combined points SG Super-G points DH Downhill points Points Overall points SL Slalom points
GS Giant Slalom points

10-03-2013 / Ofterschwang (GER) / 5604

Page 3/3

www.fisalpine.com

Generation Date: SUN 10 MAR 2013

Time: 14:26

Document: 25B 1.0





AUDI
FIS SKI WORLD CUP 2012/13



10th LADIES' SLALOM
LADIES FIS NATION CUP

Number of Nations: 19

Rank	NSA	Points	Diff.	DH	SL	GS	SG	SC	TE
1	AUT Austria	4613		679	1123	1439	954	418	-
2	USA United States of America	3381	- 1232	1330	672	378	900	101	-
3	GER Germany	2585	- 2028	428	704	707	616	130	-
4	SLO Slovenia	2494	- 2119	403	600	804	438	249	-
5	SUI Switzerland	2239	- 2374	873	329	347	553	137	-
6	SWE Sweden	1753	- 2860	-	1236	462	51	4	-
7	ITA Italy	1672	- 2941	479	259	528	250	156	-
8	FRA France	1651	- 2962	378	305	647	228	93	-
9	CAN Canada	724	- 3889	-	452	164	31	77	-
10	SVK Slovakia	510	- 4103	-	495	-	-	15	-
11	FIN Finland	460	- 4153	-	354	106	-	-	-
12	LIE Liechtenstein	395	- 4218	224	-	24	147	-	-
13	SPA Spain	323	- 4290	169	-	26	128	-	-
14	NOR Norway	322	- 4291	55	115	61	37	54	-
15	CZE Czech Republic	112	- 4501	3	109	-	-	-	-
16	HUN Hungary	26	- 4587	26	-	-	-	-	-
17	JPN Japan	18	- 4595	-	18	-	-	-	-
18	RUS Russian Federation	15	- 4598	-	15	-	-	-	-
19	GBR Great Britain	11	- 4602	7	-	-	4	-	-





AUDI
FIS SKI WORLD CUP 2012/13



10th LADIES' SLALOM
FIS OVERALL NATION CUP

Number of Nations: 22

Rk	NSA	Overall+TE			DH Points			SL Points			GS Points			SG Points			SC Points		
		M+W	M	W	M+W	M	W	M+W	M	W	M+W	M	W	M+W	M	W	M+W	M	W
1	AUT	10240	5627	4613	2266	1587	679	2867	1744	1123	2571	1132	1439	1927	973	954	609	191	418
2	ITA	5363	3691	1672	1653	1174	479	1178	919	259	1233	705	528	1018	768	250	281	125	156
3	USA	4929	1548	3381	1689	359	1330	936	264	672	1063	685	378	1134	234	900	107	6	101
4	FRA	4628	2977	1651	1103	725	378	906	601	305	1499	852	647	688	460	228	432	339	93
5	GER	4172	1587	2585	559	131	428	1634	930	704	1221	514	707	623	7	616	135	5	130
6	SUI	3136	897	2239	1135	262	873	510	181	329	496	149	347	699	146	553	296	159	137
7	SWE	2995	1242	1753	-	-	-	2357	1121	1236	574	112	462	60	9	51	4	-	4
8	SLO	2840	346	2494	640	237	403	647	47	600	816	12	804	470	32	438	267	18	249
9	NOR	2335	2013	322	678	623	55	309	194	115	506	445	61	685	648	37	157	103	54
10	CAN	1620	896	724	585	585	-	491	39	452	187	23	164	280	249	31	77	-	77
11	CRO	840	840	-	18	18	-	475	475	-	140	140	-	27	27	-	180	180	-
12	FIN	828	368	460	56	56	-	384	30	354	274	168	106	58	58	-	56	56	-
13	SVK	559	49	510	-	-	-	513	18	495	29	29	-	-	-	-	17	2	15
14	LIE	395	-	395	224	-	224	-	-	-	24	-	24	147	-	147	-	-	-
15	SPA	323	-	323	169	-	169	-	-	-	26	-	26	128	-	128	-	-	-
16	CZE	158	46	112	3	-	3	155	46	109	-	-	-	-	-	-	-	-	-
17	JPN	154	136	18	-	-	-	154	136	18	-	-	-	-	-	-	-	-	-
18	RUS	101	86	15	-	-	-	91	76	15	5	5	-	-	-	-	5	5	-
19	NED	32	32	-	32	32	-	-	-	-	-	-	-	-	-	-	-	-	-
20	POL	29	29	-	-	-	-	-	-	-	-	-	-	-	-	-	29	29	-
21	HUN	26	-	26	26	-	26	-	-	-	-	-	-	-	-	-	-	-	-
22	GBR	16	5	11	7	-	7	5	5	-	-	-	-	4	-	4	-	-	-





AUDI
FIS SKI WORLD CUP 2012/13



AFTER 10th LADIES' SLALOM
MANUFACTURERS STANDINGS LADIES

Number of Manufacturers: 9

Rank	Manufacturer	Points	Diff.	DH	SL	GS	SG	SC
1	Head	3260		825	460	755	1120	100
2	Stoekli	2485	- 775	460	595	700	530	200
3	Rossignol	2405	- 855	660	900	675	80	90
4	Atomic	2015	- 1245	285	1025	365	180	160
5	Fischer	915	- 2345	90	455	-	130	240
6	Salomon	690	- 2570	225	375	-	90	-
7	Nordica	525	- 2735	-	40	345	140	-
8	Voelkl	250	- 3010	90	50	110	-	-
9	Dynastar	90	- 3170	40	-	50	-	-





AUDI FIS SKI WORLD CUP 2012/13



AFTER 10th LADIES' SLALOM MANUFACTURERS STANDINGS OVERALL

Number of Manufacturers: 11

Rk	Manuf.	Overall			DH Points			SL Points			GS Points			SG Points			SC Points		
		M+W	M	W	M+W	M	W	M+W	M	W	M+W	M	W	M+W	M	W	M+W	M	W
1	Head	5985	2725	3260	1645	820	825	460	-	460	1575	820	755	2120	1000	1120	185	85	100
2	Atomic	4425	2410	2015	820	535	285	1950	925	1025	845	480	365	540	360	180	270	110	160
3	Rossignol	3245	840	2405	1050	390	660	900	-	900	800	125	675	360	280	80	135	45	90
4	Salomon	2615	1925	690	1045	820	225	615	240	375	390	390	-	325	235	90	240	240	-
5	Stoeckli	2565	80	2485	540	80	460	595	-	595	700	-	700	530	-	530	200	-	200
6	Fischer	2545	1630	915	190	100	90	1330	875	455	475	475	-	130	-	130	420	180	240
7	Nordica	2330	1805	525	245	245	-	1270	1230	40	635	290	345	140	-	140	40	40	-
8	Voelkl	620	370	250	90	-	90	420	370	50	110	-	110	-	-	-	-	-	-
9	Blizzard	290	290	-	40	40	-	200	200	-	-	-	-	-	-	-	50	50	-
10	Dynastar	135	45	90	40	-	40	-	-	-	95	45	50	-	-	-	-	-	-
11	Hart	60	60	-	-	-	-	60	60	-	-	-	-	-	-	-	-	-	-

