



Audi FIS Ski World Cup LEVI

15.-17.11.2013



AUDI FIS SKI WORLD CUP 2013/14



Levi (FIN)



1st MEN'S SLALOM

ALPHABETICAL LIST OF COMPETITORS

Number of Competitors: 82, Number of NSA: 22

NSA	FIS Code	Name	FIS Points (7th of November 2013 - List 4)									
			DH		SL		GS		SG		SC	
ARG (1)	30149	SIMARI BIRKNER Cristian Javier	75.52	(452)	15.78	(146)	20.36	(229)	28.04	(203)	17.99	(45)
AUT (9)	54063	FELLER Manuel	91.77	(585)	6.00	(31)	12.74	(82)	61.70	(714)	68.06	(334)
	50605	HERBST Reinfried	444.46	(1947)	5.18	(15)	230.80	(4359)	345.78	(3181)	-	
	53831	HIRSCHER Marcel	521.37	(2015)	0.00	(1)	1.44	(2)	39.48	(337)	16.74	(43)
	50981	HOERL Wolfgang	560.29	(2042)	7.05	(36)	29.87	(467)	393.75	(3273)	-	
	50707	MATT Mario	343.56	(1793)	3.82	(5)	63.66	(1706)	290.38	(3017)	31.95	(81)
	54170	MATT Michael	61.44	(330)	12.07	(97)	14.25	(102)	33.68	(259)	72.08	(362)
	50624	PRANGER Manfred	999.00	(2152)	5.15	(12)	137.43	(3479)	672.00	(3527)	-	
	50625	RAICH Benjamin	31.10	(153)	5.16	(14)	5.16	(14)	24.02	(165)	5.11	(13)
53922	WIESER Manuel	62.82	(349)	14.69	(134)	21.27	(245)	35.54	(289)	33.54	(92)	
BEL (1)	60160	ALAERTS Kai	999.00	(2152)	12.30	(100)	155.56	(3731)	185.34	(2518)	186.90	(1097)
CAN (5)	103676	BROWN Philip	36.61	(180)	8.54	(50)	7.58	(42)	21.31	(131)	29.70	(72)
	102239	COUSINEAU Julien	557.55	(2041)	10.01	(62)	71.78	(1976)	156.52	(2267)	162.18	(963)
	102435	JANYK Michael	222.25	(1449)	5.98	(28)	36.10	(699)	107.19	(1579)	128.97	(763)
	102912	SPENCE Brad	175.33	(1238)	7.95	(41)	15.09	(113)	88.43	(1232)	69.67	(347)
	102727	STUTZ Paul	170.85	(1202)	6.00	(31)	115.29	(3132)	112.38	(1670)	105.98	(622)
CRO (2)	380260	KOSTELIC Ivica	17.26	(88)	2.91	(3)	5.24	(15)	23.74	(158)	0.00	(1)
	380290	SAMSAL Dalibor	110.76	(768)	8.65	(51)	24.41	(311)	66.08	(784)	81.20	(426)
CZE (2)	150644	KRYZL Krystof	78.30	(468)	8.77	(52)	12.83	(84)	67.08	(806)	48.86	(179)
	150594	TREJBAL Filip	172.48	(1218)	11.89	(93)	50.61	(1216)	142.80	(2093)	108.22	(641)
FIN (5)	180731	DAHL Juho	-		22.36	(270)	34.47	(634)	-		-	
	180718	HENTTINEN Jens	205.62	(1388)	16.38	(161)	25.85	(348)	135.81	(1992)	347.25	(1666)
	180722	KUUKKA Justus	131.20	(958)	31.49	(540)	31.15	(520)	75.73	(978)	152.18	(897)
	180627	MALMSTROM Victor	116.31	(825)	11.84	(91)	6.04	(32)	104.67	(1530)	164.61	(977)
	180703	PALONIEMI Santeri	-		8.12	(46)	44.51	(995)	410.36	(3289)	414.54	(1794)
FRA (9)	192665	GRANGE Jean-Baptiste	100.40	(667)	5.86	(23)	12.55	(79)	75.60	(975)	15.43	(38)
	191459	LIZEROUX Julien	58.64	(313)	10.55	(74)	45.94	(1052)	58.73	(651)	8.64	(32)
	192504	MERMILLOD BLONDIN Thomas	31.87	(158)	8.32	(48)	15.45	(121)	5.84	(24)	3.99	(8)
	192506	MISSILLIER Steve	360.42	(1827)	5.15	(12)	5.10	(13)	34.01	(269)	-	

17-11-2013 / Levi (FIN) / 0073

Page 1/3

Data Processing by LONGINES

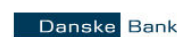
www.fis-ski.com

LONGINES Timing

Generation Date: SAT 16 NOV 2013

Time: 19:42

Document: 32E 1.0



ALPHABETICAL LIST OF COMPETITORS

Number of Competitors: 82, Number of NSA: 22

NSA	FIS Code	Name	FIS Points (7th of November 2013 - List 4)							
			DH	SL	GS	SG	SC			
FRA (9)	193967	MUFFAT-JEANDET Victor	29.53 (143)	10.15 (63)	7.00 (35)	23.24 (152)	16.14 (40)			
	194364	PINTURALT Alexis	31.95 (159)	4.62 (8)	3.23 (3)	5.67 (22)	0.97 (2)			
	193986	PLACE Francois	21.99 (112)	10.42 (70)	10.29 (54)	19.78 (119)	26.70 (63)			
	193334	RIVAS Gabriel	80.46 (488)	10.27 (66)	21.48 (251)	62.02 (719)	187.42 (1099)			
	194212	THOULE Nicolas	53.52 (271)	7.78 (39)	12.40 (77)	51.28 (528)	30.49 (78)			
GBR (1)	220689	RYDING David	250.06 (1553)	9.13 (53)	30.82 (507)	135.54 (1989)	195.03 (1138)			
GER (4)	202462	DOPFER Fritz	440.10 (1942)	4.48 (7)	4.81 (10)	52.39 (544)	238.77 (1341)			
	202437	LUITZ Stefan	197.83 (1357)	9.49 (56)	5.63 (21)	54.27 (576)	41.55 (124)			
	201702	NEUREUTHER Felix	103.32 (690)	1.70 (2)	4.62 (8)	62.68 (729)	6.00 (31)			
	201891	SCHMID Philipp	524.38 (2019)	9.28 (55)	28.98 (443)	361.58 (3217)	-			
ITA (8)	291145	DEVILLE Cristian	838.98 (2132)	5.92 (25)	15.73 (127)	298.53 (3048)	-			
	293797	GROSS Stefano	560.29 (2042)	5.07 (11)	63.89 (1717)	410.94 (3292)	-			
	292491	MOELGG Manfred	181.32 (1270)	4.07 (6)	3.87 (4)	94.05 (1347)	21.20 (51)			
	294890	NANI Roberto	206.64 (1391)	14.94 (138)	5.98 (29)	82.68 (1128)	126.72 (748)			
	293098	RAZZOLI Giuliano	999.00 (2152)	5.22 (17)	35.44 (672)	999.00 (3607)	-			
	6290183	RONCI Giordano	385.74 (1870)	11.56 (85)	22.87 (271)	104.34 (1524)	293.43 (1535)			
	290732	THALER Patrick	999.00 (2152)	5.23 (18)	175.17 (3950)	999.00 (3607)	-			
291318	TONETTI Riccardo	127.53 (919)	8.11 (45)	31.28 (523)	74.48 (953)	44.02 (138)				
JPN (5)	303097	ISHII Tomoya	-	13.48 (114)	18.60 (190)	59.27 (667)	148.56 (874)			
	303696	KOHNO Kyohsuke	-	12.01 (96)	18.72 (192)	175.12 (2446)	523.38 (1925)			
	300804	MINAGAWA Kentaro	999.00 (2152)	11.17 (81)	197.96 (4154)	999.00 (3607)	-			
	301312	SASAKI Akira	595.58 (2059)	7.00 (35)	38.20 (760)	383.44 (3257)	410.18 (1784)			
	301709	YUASA Naoki	999.00 (2152)	5.36 (19)	50.58 (1215)	999.00 (3607)	-			
KOR (1)	320266	JUNG Dong-hyun	349.00 (1805)	11.56 (85)	25.12 (330)	60.52 (690)	139.27 (816)			
LAT (1)	550054	ZVEJNIEKS Kristaps	83.25 (512)	12.41 (101)	23.66 (288)	45.36 (421)	62.65 (290)			
NOR (4)	421669	HAUGEN Leif Kristian	519.27 (2013)	6.94 (34)	5.71 (23)	308.48 (3083)	254.07 (1398)			
	422304	KRISTOFFERSEN Henrik	38.94 (190)	5.68 (21)	10.74 (58)	31.58 (238)	46.14 (157)			
	421860	NORDBOTTEN Jonathan	217.58 (1433)	6.00 (31)	19.06 (203)	108.54 (1606)	152.37 (899)			
	422082	SOLEVAAG Sebastian-Foss	62.65 (346)	9.90 (60)	37.73 (746)	35.53 (288)	45.54 (148)			
POL (1)	430617	CHRAPEK Adam	267.44 (1598)	39.03 (774)	48.84 (1149)	56.49 (613)	214.77 (1232)			
RUS (2)	480736	KHOROSHILOV Alexander	50.49 (246)	5.95 (27)	14.22 (100)	44.11 (407)	50.26 (190)			
	481148	MAYTAKOV Sergei	67.64 (384)	12.86 (108)	9.11 (50)	53.51 (563)	46.02 (154)			
SLO (2)	561148	SKUBE Matic	196.08 (1351)	10.17 (64)	18.48 (188)	161.94 (2322)	129.33 (768)			
	560355	VALENCIC Mitja	999.00 (2152)	5.87 (24)	121.62 (3242)	744.84 (3554)	-			
SUI (7)	511983	AERNI Luca	34.70 (171)	7.86 (40)	25.92 (352)	49.17 (495)	36.78 (108)			

ALPHABETICAL LIST OF COMPETITORS

Number of Competitors: 82, Number of NSA: 22

NSA	FIS Code	Name	FIS Points (7th of November 2013 - List 4)				
			DH	SL	GS	SG	SC
SUI (7)	511127	GINI Marc	380.16 (1864)	9.58 (57)	27.60 (404)	167.01 (2371)	159.88 (948)
	511896	MURISIER Justin	30.72 (149)	10.53 (73)	10.92 (60)	19.01 (108)	20.64 (50)
	511908	SCHMIDIGER Reto	55.41 (289)	12.52 (103)	16.00 (132)	66.14 (785)	34.89 (99)
	511174	VOGEL Markus	679.26 (2087)	5.80 (22)	109.44 (3010)	285.18 (2995)	355.65 (1686)
	511996	YULE Daniel	93.30 (601)	10.44 (71)	19.52 (213)	49.27 (497)	54.96 (229)
	511902	ZENHAEUSERN Ramon	390.75 (1876)	8.44 (49)	18.99 (202)	176.62 (2455)	195.88 (1142)
SVK (1)	700830	ZAMPA Adam	56.07 (296)	7.47 (37)	10.51 (55)	47.58 (465)	5.80 (23)
SWE (6)	501223	BAECK Axel	474.60 (1986)	5.99 (29)	58.28 (1497)	586.08 (3478)	306.45 (1570)
	501111	HARGIN Mattias	333.09 (1765)	5.02 (10)	27.50 (401)	195.69 (2591)	166.11 (983)
	501116	LAHDENPERAE Anton	198.94 (1361)	9.24 (54)	27.03 (386)	207.40 (2661)	259.42 (1417)
	500656	LARSSON Markus	122.62 (880)	5.18 (15)	48.90 (1151)	67.18 (809)	18.68 (47)
	501017	MYHRER Andre	247.77 (1538)	3.11 (4)	5.91 (27)	79.32 (1057)	42.33 (130)
	501401	SAXVALL Per	321.78 (1736)	11.71 (89)	31.56 (527)	62.85 (734)	87.15 (482)
USA (5)	530165	BRANDENBURG Will	57.64 (307)	9.65 (58)	46.65 (1087)	31.58 (238)	48.73 (177)
	534508	CHODOUNSKY David	947.49 (2144)	5.92 (25)	22.29 (261)	43.92 (404)	95.58 (560)
	930105	GRANSTROM Colby	85.95 (541)	7.98 (42)	19.54 (214)	45.69 (427)	56.70 (240)
	532138	KASPER Nolan	154.09 (1115)	5.99 (29)	18.14 (180)	70.73 (885)	39.63 (117)
	534562	LIGETY Ted	17.00 (84)	5.47 (20)	0.00 (1)	3.32 (4)	3.90 (6)

LEGEND	DH Downhill	SL Slalom	GS Giant Slalom	SG Super-G	SC Super Combined
---------------	--------------------	------------------	------------------------	-------------------	--------------------------

17-11-2013 / Levi (FIN) / 0073

Page 3/3

Data Processing by LONGINES

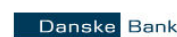
www.fis-ski.com

LONGINES Timing

Generation Date: SAT 16 NOV 2013

Time: 19:42

Document: 32E 1.0





Audi FIS Ski World Cup LEVI

15.-17.11.2013



Audi
FIS Ski World Cup

AUDI FIS SKI WORLD CUP 2013/14



Levi (FIN)

SUN 17 NOV 2013



1st MEN'S SLALOM DRAW LIST BY POINTS

Number of Competitors: 82, Number of NSA: 22 Ranked 100 in the FIS List: ALAERTS K. FIS Pts: 12.30

No.	FIS Code	Name	NSA	WCSL-SL	WCSL-O	FIS-SL
1	53831	HIRSCHER Marcel	AUT	880 (1)	1522 (1)	0.00 (1)
2	201702	NEUREUTHER Felix	GER	646 (2)	875 (6)	1.70 (2)
3	380260	KOSTELIC Ivica	CRO	480 (3)	933 (5)	2.91 (3)
4	501017	MYHRER Andre	SWE	452 (4)	514 (13)	3.11 (4)
5	50707	MATT Mario	AUT	354 (5)	354 (22)	3.82 (5)
6	292491	MOELGG Manfred	ITA	320 (6)	647 (7)	4.07 (6)
7	202462	DOPFER Fritz	GER	264 (7)	468 (16)	4.48 (7)
8	194364	PINTURAUULT Alexis	FRA	244 (8)	934 (4)	4.62 (8)
9	501111	HARGIN Mattias	SWE	189 (10)	189 (40)	5.02 (9)
10	293797	GROSS Stefano	ITA	182 (11)	182 (43)	5.07 (10)
11	50624	PRANGER Manfred	AUT	172 (12)	172 (46)	5.15 (12)
12	192506	MISSILLIER Steve	FRA	171 (13)	338 (24)	5.15 (11)
13	50625	RAICH Benjamin	AUT	170 (14)	396 (19)	5.16 (13)
14	50605	HERBST Reinfried	AUT	167 (15)	167 (47)	5.18 (14)
15	500656	LARSSON Markus	SWE	167 (15)	167 (47)	5.18 (15)
16	+500 534562	LIGETY Ted	USA	128 (20)	1316 (3)	5.47 (19)
17	293098	RAZZOLI Giuliano	ITA	162 (17)	162 (51)	5.22 (16)
18	290732	THALER Patrick	ITA	160 (18)	160 (52)	5.23 (17)
19	301709	YUASA Naoki	JPN	143 (19)	143 (56)	5.36 (18)
20	422304	KRISTOFFERSEN Henrik	NOR	98 (21)	110 (65)	5.68 (20)
21	511174	VOGEL Markus	SUI	82 (22)	82 (76)	5.80 (21)
22	192665	GRANGE Jean-Baptiste	FRA	74 (23)	74 (78)	5.86 (22)
23	560355	VALENCIC Mitja	SLO	73 (24)	73 (79)	5.87 (23)
24	291145	DEVILLE Cristian	ITA	66 (25)	66 (81)	5.92 (24)
25	534508	CHODOUNSKY David	USA	65 (26)	65 (83)	5.92 (25)
26	480736	KHOROSHILOV Alexander	RUS	61 (27)	66 (81)	5.95 (26)
27	102435	JANYK Michael	CAN	57 (28)	57 (85)	5.98 (27)
28	501223	BAECK Axel	SWE	56 (29)	56 (87)	5.99 (28)
29	532138	KASPER Nolan	USA	56 (29)	56 (87)	5.99 (29)
30	294890	NANI Roberto	ITA	49 (31)	101 (67)	> 14.94 (77)
31	54063	FELLER Manuel	AUT	34 (37)	34 (102)	6.00 (31)
32	102727	STUTZ Paul	CAN	-	-	6.00 (30)
33	421860	NORDBOTTEN Jonathan	NOR	-	-	6.00 (32)
34	421669	HAUGEN Leif Kristian	NOR	46 (32)	134 (60)	6.94 (33)
35	301312	SASAKI Akira	JPN	22 (44)	22 (112)	7.00 (34)
36	50981	HOERL Wolfgang	AUT	45 (34)	45 (91)	7.05 (35)
37	700830	ZAMPA Adam	SVK	34 (37)	82 (76)	7.47 (36)

17-11-2013 / Levi (FIN) / 0073

Page 1/3

Data Processing by LONGINES

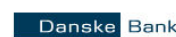
www.fis-ski.com

LONGINES Timing

Generation Date: SAT 16 NOV 2013

Time: 19:42

Document: 45A 1.0



DRAW LIST BY POINTS
Number of Competitors: 82, Number of NSA: 22 Ranked 100 in the FIS List: ALAERTS K. FIS Pts: 12.30

No.	FIS Code	Name	NSA	WCSL-SL	WCSL-O	FIS-SL
38	194212	THOULE Nicolas	FRA	9 (50)	9 (140)	7.78 (37)
39	511983	AERNI Luca	SUI	22 (44)	22 (112)	7.86 (38)
40	102912	SPENCE Brad	CAN	30 (40)	30 (105)	7.95 (39)
41	930105	GRANSTROM Colby	USA	-	-	7.98 (40)
42	291318	TONETTI Riccardo	ITA	12 (49)	12 (134)	8.11 (41)
43	180703	PALONIEMI Santeri	FIN	30 (40)	30 (105)	8.12 (42)
44	192504	MERMILLOD BLONDIN Thomas	FRA	32 (39)	224 (36)	8.32 (43)
45	511902	ZENHAEUSERN Ramon	SUI	19 (46)	19 (118)	8.44 (44)
46	31-35 150644	KRYZL Krystof	CZE	46 (32)	46 (89)	8.77 (47)
47	31-35 511127	GINI Marc	SUI	40 (35)	40 (96)	9.58 (52)
48	103676	BROWN Philip	CAN	-	-	8.54 (45)
49	380290	SAMSAL Dalibor	CRO	-	-	8.65 (46)
50	220689	RYDING David	GBR	5 (51)	5 (146)	9.13 (48)
51	501116	LAHDENPERAE Anton	SWE	-	-	9.24 (49)
52	201891	SCHMID Philipp	GER	26 (43)	26 (110)	9.28 (50)
53	202437	LUITZ Stefan	GER	-	98 (69)	9.49 (51)
54	530165	BRANDENBURG Will	USA	16 (47)	16 (123)	9.65 (53)
55	422082	SOLEVAAG Sebastian-Foss	NOR	-	-	9.90 (54)
56	102239	COUSINEAU Julien	CAN	-	-	10.01 (55)
57	193967	MUFFAT-JEANDET Victor	FRA	28 (42)	87 (75)	10.15 (56)
58	561148	SKUBE Matic	SLO	-	-	10.17 (57)
59	193334	RIVAS Gabriel	FRA	13 (48)	13 (133)	10.27 (58)
60	193986	PLACE Francois	FRA	-	-	10.42 (59)
61	511996	YULE Daniel	SUI	-	-	10.44 (60)
62	511896	MURISIER Justin	SUI	-	-	10.53 (61)
63	191459	LIZEROUX Julien	FRA	-	-	10.55 (62)
64	300804	MINAGAWA Kentaro	JPN	-	-	11.17 (63)
65	320266	JUNG Dong-hyun	KOR	-	-	11.56 (64)
66	6290183	RONCI Giordano	ITA	-	-	11.56 (65)
67	501401	SAXVALL Per	SWE	-	-	11.71 (66)
68	180627	MALMSTROM Victor	FIN	-	-	11.84 (67)
69	150594	TREJBAL Filip	CZE	-	-	11.89 (68)
70	303696	KOHNO Kyohsuke	JPN	-	-	12.01 (69)
71	54170	MATT Michael	AUT	-	-	12.07 (70)
72	60160	ALAERTS Kai	BEL	-	-	= 12.30 (71)
73	550054	ZVEJNIEKS Kristaps	LAT	-	-	> 12.41 (72)
74	511908	SCHMIDIGER Reto	SUI	3 (53)	3 (153)	> 12.52 (73)
75	481148	MAYTAKOV Sergei	RUS	-	4 (148)	> 12.86 (74)
76	303097	ISHII Tomoya	JPN	-	-	> 13.48 (75)
77	53922	WIESER Manuel	AUT	-	-	> 14.69 (76)
78	30149	SIMARI BIRKNER Cristian Javier	ARG	-	-	> 15.78 (78)
79	180718	HENTTINEN Jens	FIN	-	-	> 16.38 (79)
80	180731	DAHL Juho	FIN	-	-	> 22.36 (80)
81	180722	KUUKKA Justus	FIN	-	-	> 31.49 (81)
82	430617	CHRAPEK Adam	POL	-	-	> 39.03 (82)



AUDI FIS SKI WORLD CUP 2013/14
Levi (FIN)



1st MEN'S SLALOM
DRAW LIST BY POINTS

SUN 17 NOV 2013

LEGEND			
+500	More than 500 points on WCSL-O after 15th place or after 30th place	WCSL-O	Overall WCSL points
31-35	Between 31st and 35th on the WCSL-Disciplin but over 45th place	FIS-SL	FIS points for Slalom
WCSL-SL	World Cup Start List points for Slalom	No.	Control Number

17-11-2013 / Levi (FIN) / 0073

Page 3/3

Data Processing by LONGINES

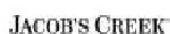
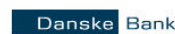
www.fis-ski.com

LONGINES Timing

Generation Date: SAT 16 NOV 2013

Time: 19:42

Document: 45A 1.0





Audi FIS Ski World Cup LEVI

15.-17.11.2013



AUDI FIS SKI WORLD CUP 2013/14



Levi (FIN)



1st MEN'S SLALOM 1st RUN START LIST

SUN 17 NOV 2013
Start Time: 11:00

Jury

TD FIS	T. FRANZ	SWE
Referee	G. HUJARA	FIS
Chief of Race	P. TUOMIKOSKI	FIN

Technical Data

Course Name	Levi Black
Start Altitude	438 m
Finish Altitude	258 m
Vertical Drop	180 m
Homologation Number	9324/11/09

Race Information 1st Run

Course Setter	A. DOPPELHOFER	GER
Number of Gates		
Turning Gates		
Start Time	11:00	
Forerunners	A - K. PELTOLA	FIN
	B - A. NIEMELA	FIN
	C - O. SALMENKIVI	FIN

Race Information 2nd Run

Course Setter	R. SOULARD	SWE
Number of Gates		
Turning Gates		
Start Time	14:00	
Forerunners	A - K. PELTOLA	FIN
	B - A. NIEMELA	FIN
	C - O. SALMENKIVI	FIN

Number of Competitors: 82, Number of NSA: 22

Bib	FIS Code	Name	Year of Birth	NSA	Time	Ski
1	501017	MYHRER Andre	1983	SWE		Nordica
2	202462	DOPFER Fritz	1987	GER		Nordica
3	380260	KOSTELIC Ivica	1979	CRO		Fischer
4	201702	NEUREUTHER Felix	1984	GER		Nordica
5	53831	HIRSCHER Marcel	1989	AUT		Atomic
6	292491	MOELGG Manfred	1982	ITA		Fischer
7	50707	MATT Mario	1979	AUT		Blizzard
8	501111	HARGIN Mattias	1985	SWE		Nordica
9	50605	HERBST Reinfried	1978	AUT		Fischer
10	50624	PRANGER Manfred	1978	AUT		Voelkl
11	293797	GROSS Stefano	1986	ITA		Voelkl
12	194364	PINTURAUULT Alexis	1991	FRA		Salomon
13	50625	RAICH Benjamin	1978	AUT		Atomic
14	192506	MISSILLIER Steve	1984	FRA		Salomon
15	500656	LARSSON Markus	1979	SWE		Rossignol
16	534562	LIGETY Ted	1984	USA		Head
17	293098	RAZZOLI Giuliano	1984	ITA		Fischer
18	290732	THALER Patrick	1978	ITA		Fischer
19	301709	YUASA Naoki	1983	JPN		Hart
20	422304	KRISTOFFERSEN Henrik	1994	NOR		Rossignol
21	511174	VOGEL Markus	1984	SUI		Fischer
22	192665	GRANGE Jean-Baptiste	1984	FRA		Fischer
23	560355	VALENCIC Mitja	1978	SLO		Elan

17-11-2013 / Levi (FIN) / 0073

Page 1/3

Data Processing by LONGINES

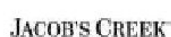
www.fis-ski.com

LONGINES Timing

Generation Date: SAT 16 NOV 2013

Time: 19:39

Document: 51A 1.0



START LIST
Number of Competitors: 82, Number of NSA: 22

Bib	FIS Code	Name	Year of Birth	NSA	Time	Ski
24	291145	DEVILLE Cristian	1981	ITA	_____	Voelkl
25	534508	CHODOUNSKY David	1984	USA	_____	Nordica
26	480736	KHOROSHILOV Alexander	1984	RUS	_____	Fischer
27	102435	JANYK Michael	1982	CAN	_____	Rossignol
28	501223	BAECK Axel	1987	SWE	_____	Rossignol
29	532138	KASPER Nolan	1989	USA	_____	Fischer
30	294890	NANI Roberto	1988	ITA	_____	Voelkl
31	54063	FELLER Manuel	1992	AUT	_____	Head
32	421860	NORDBOTTEN Jonathan	1989	NOR	_____	Head
33	102727	STUTZ Paul	1983	CAN	_____	Fischer
34	421669	HAUGEN Leif Kristian	1987	NOR	_____	Rossignol
35	301312	SASAKI Akira	1981	JPN	_____	Salomon
36	50981	HOERL Wolfgang	1983	AUT	_____	Voelkl
37	700830	ZAMPA Adam	1990	SVK	_____	Salomon
38	194212	THOULE Nicolas	1990	FRA	_____	Atomic
39	511983	AERNI Luca	1993	SUI	_____	Salomon
40	102912	SPENCE Brad	1984	CAN	_____	Rossignol
41	930105	GRANSTROM Colby	1990	USA	_____	Fischer
42	291318	TONETTI Riccardo	1989	ITA	_____	Voelkl
43	180703	PALONIEMI Santeri	1993	FIN	_____	
44	192504	MERMILLOD BLONDIN Thomas	1984	FRA	_____	Salomon
45	511902	ZENHAEUSERN Ramon	1992	SUI	_____	Rossignol
46	150644	KRYZL Krystof	1986	CZE	_____	Blizzard
47	511127	GINI Marc	1984	SUI	_____	Fischer
48	103676	BROWN Philip	1991	CAN	_____	Rossignol
49	380290	SAMSAL Dalibor	1985	CRO	_____	Fischer
50	220689	RYDING David	1986	GBR	_____	Fischer
51	501116	LAHDENPERAE Anton	1985	SWE	_____	Nordica
52	201891	SCHMID Philipp	1986	GER	_____	
53	202437	LUITZ Stefan	1992	GER	_____	Rossignol
54	530165	BRANDENBURG Will	1987	USA	_____	Fischer
55	422082	SOLEVAAG Sebastian-Foss	1991	NOR	_____	Voelkl
56	102239	COUSINEAU Julien	1981	CAN	_____	Fischer
57	193967	MUFFAT-JEANDET Victor	1989	FRA	_____	Atomic
58	561148	SKUBE Matic	1988	SLO	_____	Elan
59	193334	RIVAS Gabriel	1986	FRA	_____	Head
60	193986	PLACE Francois	1989	FRA	_____	Fischer
61	511996	YULE Daniel	1993	SUI	_____	
62	511896	MURISIER Justin	1992	SUI	_____	Atomic
63	191459	LIZEROUX Julien	1979	FRA	_____	Fischer
64	300804	MINAGAWA Kentaro	1977	JPN	_____	Voelkl
65	320266	JUNG Dong-hyun	1988	KOR	_____	
66	6290183	RONCI Giordano	1992	ITA	_____	Salomon
67	501401	SAXVALL Per	1989	SWE	_____	Head
68	180627	MALMSTROM Victor	1991	FIN	_____	Atomic
69	150594	TREJBAL Filip	1985	CZE	_____	Dynastar
70	303696	KOHNO Kyohsuke	1991	JPN	_____	
71	54170	MATT Michael	1993	AUT	_____	

Number of Competitors: 82, Number of NSA: 22

Bib	FIS Code	Name	Year of Birth	NSA	Time	Ski
72	60160	ALAERTS Kai	1989	BEL	_____	
73	550054	ZVEJNIEKS Kristaps	1992	LAT	_____	
74	511908	SCHMIDIGER Reto	1992	SUI	_____	Rossignol
75	481148	MAYTAKOV Sergei	1990	RUS	_____	Rossignol
76	303097	ISHII Tomoya	1989	JPN	_____	Salomon
77	53922	WIESER Manuel	1990	AUT	_____	Fischer
78	30149	SIMARI BIRKNER Cristian Javier	1980	ARG	_____	Atomic
79	180718	HENTTINEN Jens	1993	FIN	_____	Fischer
80	180731	DAHL Juho	1994	FIN	_____	
81	180722	KUUKKA Justus	1994	FIN	_____	Fischer
82	430617	CHRAPEK Adam	1993	POL	_____	



Audi FIS Ski World Cup LEVI

15.-17.11.2013



AUDI FIS SKI WORLD CUP 2013/14



Levi (FIN)



1st MEN'S SLALOM 1st RUN OFFICIAL RESULTS

SUN 17 NOV 2013
Start Time: 11:00

Jury

TD FIS	T. FRANZ	SWE
Referee	G. HUJARA	FIS
Chief of Race	P. TUOMIKOSKI	FIN

Technical Data

Course Name	Levi Black	
Start Altitude	438 m	
Finish Altitude	258 m	
Vertical Drop	180 m	
Homologation Number	9324/11/09	

Race Information 1st Run

Course Setter	A. DOPPELHOFER	GER
Number of Gates	66	
Turning Gates	63	
Start Time	11:00	
Forerunners	A - K. PELTOLA	FIN
	B - A. NIEMELA	FIN
	C - O. SALMENKIVI	FIN

Race Information 2nd Run

Course Setter	R. SOULARD	SWE
Number of Gates		
Turning Gates		
Start Time	14:00	
Forerunners	A - K. PELTOLA	FIN
	B - A. NIEMELA	FIN
	C - O. SALMENKIVI	FIN

Number of Competitors: 82, Number of NSA: 22

Rank	Bib	FIS Code	Name	Year of Birth	NSA	Time	Diff.	Ski
1	5	53831	HIRSCHER Marcel	1989	AUT	52.80		Atomic
2	4	201702	NEUREUTHER Felix	1984	GER	53.02	0.22	Nordica
3	7	50707	MATT Mario	1979	AUT	53.11	0.31	Blizzard
4	20	422304	KRISTOFFERSEN Henrik	1994	NOR	53.45	0.65	Rossignol
5	18	290732	THALER Patrick	1978	ITA	53.46	0.66	Fischer
6	8	501111	HARGIN Mattias	1985	SWE	53.51	0.71	Nordica
6	3	380260	KOSTELIC Ivica	1979	CRO	53.51	0.71	Fischer
8	2	202462	DOPFER Fritz	1987	GER	53.53	0.73	Nordica
9	13	50625	RAICH Benjamin	1978	AUT	53.70	0.90	Atomic
10	14	192506	MISSILLIER Steve	1984	FRA	53.75	0.95	Salomon
11	22	192665	GRANGE Jean-Baptiste	1984	FRA	53.77	0.97	Fischer
11	15	500656	LARSSON Markus	1979	SWE	53.77	0.97	Rossignol
13	34	421669	HAUGEN Leif Kristian	1987	NOR	53.80	1.00	Rossignol
14	12	194364	PINTURALT Alexis	1991	FRA	53.84	1.04	Salomon
15	28	501223	BAECK Axel	1987	SWE	53.85	1.05	Rossignol
16	6	292491	MOELGG Manfred	1982	ITA	53.87	1.07	Fischer
17	55	422082	SOLEVAAG Sebastian-Foss	1991	NOR	53.98	1.18	Voelkl
18	17	293098	RAZZOLI Giuliano	1984	ITA	54.05	1.25	Fischer
18	9	50605	HERBST Reinfried	1978	AUT	54.05	1.25	Fischer
20	51	501116	LAHDENPERAE Anton	1985	SWE	54.09	1.29	Nordica
21	52	201891	SCHMID Philipp	1986	GER	54.10	1.30	
22	43	180703	PALONIEMI Santeri	1993	FIN	54.11	1.31	
23	11	293797	GROSS Stefano	1986	ITA	54.16	1.36	Voelkl

17-11-2013 / Levi (FIN) / 0073

Page 1/3

Data Processing by LONGINES

www.fis-ski.com

LONGINES Timing

Generation Date: SUN 17 NOV 2013

Time: 12:36

Document: 73B 1.0



Number of Competitors: 82, Number of NSA: 22

Rank	Bib	FIS Code	Name	Year of Birth	NSA	Time	Diff.	Ski
24	16	534562	LIGETY Ted	1984	USA	54.17	1.37	Head
25	59	193334	RIVAS Gabriel	1986	FRA	54.19	1.39	Head
26	26	480736	KHOROSHILOV Alexander	1984	RUS	54.29	1.49	Fischer
27	32	421860	NORDBOTTEN Jonathan	1989	NOR	54.30	1.50	Head
28	63	191459	LIZEROUX Julien	1979	FRA	54.37	1.57	Fischer
28	27	102435	JANYK Michael	1982	CAN	54.37	1.57	Rossignol
30	60	193986	PLACE Francois	1989	FRA	54.38	1.58	Fischer
30	37	700830	ZAMPA Adam	1990	SVK	54.38	1.58	Salomon
30	19	301709	YUASA Naoki	1983	JPN	54.38	1.58	Hart
33	41	930105	GRANSTROM Colby	1990	USA	54.43	1.63	Fischer
34	21	511174	VOGEL Markus	1984	SUI	54.50	1.70	Fischer
35	25	534508	CHODOUNSKY David	1984	USA	54.51	1.71	Nordica
36	36	50981	HOERL Wolfgang	1983	AUT	54.52	1.72	Voelkl
37	67	501401	SAXVALL Per	1989	SWE	54.57	1.77	Head
38	61	511996	YULE Daniel	1993	SUI	54.60	1.80	
39	50	220689	RYDING David	1986	GBR	54.69	1.89	Fischer
40	49	380290	SAMSAL Dalibor	1985	CRO	54.70	1.90	Fischer
40	47	511127	GINI Marc	1984	SUI	54.70	1.90	Fischer
42	53	202437	LUITZ Stefan	1992	GER	54.76	1.96	Rossignol
42	38	194212	THOULE Nicolas	1990	FRA	54.76	1.96	Atomic
42	33	102727	STUTZ Paul	1983	CAN	54.76	1.96	Fischer
45	69	150594	TREJBAL Filip	1985	CZE	54.79	1.99	Dynastar
46	23	560355	VALENCIC Mitja	1978	SLO	54.80	2.00	Elan
47	79	180718	HENTTINEN Jens	1993	FIN	54.83	2.03	Fischer
48	24	291145	DEVILLE Cristian	1981	ITA	54.84	2.04	Voelkl
49	35	301312	SASAKI Akira	1981	JPN	54.86	2.06	Salomon
50	1	501017	MYHRER Andre	1983	SWE	54.88	2.08	Nordica
51	56	102239	COUSINEAU Julien	1981	CAN	54.89	2.09	Fischer
52	54	530165	BRANDENBURG Will	1987	USA	54.98	2.18	Fischer
52	44	192504	MERMILLOD BLONDIN T.	1984	FRA	54.98	2.18	Salomon
54	74	511908	SCHMIDIGER Reto	1992	SUI	55.08	2.28	Rossignol
55	30	294890	NANI Roberto	1988	ITA	55.11	2.31	Voelkl
56	31	54063	FELLER Manuel	1992	AUT	55.21	2.41	Head
57	75	481148	MAYTAKOV Sergei	1990	RUS	55.23	2.43	Rossignol
58	40	102912	SPENCE Brad	1984	CAN	55.29	2.49	Rossignol
59	65	320266	JUNG Dong-hyun	1988	KOR	55.54	2.74	
60	10	50624	PRANGER Manfred	1978	AUT	55.56	2.76	Voelkl
61	39	511983	AERNI Luca	1993	SUI	55.62	2.82	Salomon
62	57	193967	MUFFAT-JEANDET Victor	1989	FRA	55.63	2.83	Atomic
63	70	303696	KOHNO Kyohsuke	1991	JPN	55.77	2.97	
64	73	550054	ZVEJNIEKS Kristaps	1992	LAT	55.82	3.02	
65	80	180731	DAHL Juho	1994	FIN	55.86	3.06	
65	45	511902	ZENHAEUSERN Ramon	1992	SUI	55.86	3.06	Rossignol
67	62	511896	MURISIER Justin	1992	SUI	55.94	3.14	Atomic
68	64	300804	MINAGAWA Kentaro	1977	JPN	56.14	3.34	Voelkl
69	72	60160	ALAERTS Kai	1989	BEL	56.19	3.39	
70	78	30149	SIMARI BIRKNER C.	1980	ARG	56.38	3.58	Atomic
71	66	6290183	RONCI Giordano	1992	ITA	56.40	3.60	Salomon
72	81	180722	KUUKKA Justus	1994	FIN	57.18	4.38	Fischer

17-11-2013 / Levi (FIN) / 0073

Page 2/3

Data Processing by LONGINES

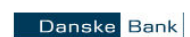
www.fis-ski.com

LONGINES Timing

Generation Date: SUN 17 NOV 2013

Time: 12:36

Document: 73B 1.0



Number of Competitors: 82, Number of NSA: 22

Rank	Bib	FIS Code	Name	Year of Birth	NSA	Time	Diff.	Ski
73	82	430617	CHRAPEK Adam	1993	POL	57.92	5.12	

DID NOT FINISH 1st RUN: 8 competitors

42	291318	TONETTI Riccardo	1989	ITA				Voelkl
46	150644	KRYZL Krystof	1986	CZE				Blizzard
48	103676	BROWN Philip	1991	CAN				Rossignol
58	561148	SKUBE Matic	1988	SLO				Elan
68	180627	MALMSTROM Victor	1991	FIN				Atomic
71	54170	MATT Michael	1993	AUT				
76	303097	ISHII Tomoya	1989	JPN				Salomon
77	53922	WIESER Manuel	1990	AUT				Fischer

DISQUALIFIED 1st RUN: 1 competitor

29	532138	KASPER Nolan	1989	USA			Rule B2.1.2	Fischer
----	--------	---------------------	------	-----	--	--	-------------	---------

Reason for disqualification:

B2.1.2 Equipments

17-11-2013 / Levi (FIN) / 0073

Page 3/3

Data Processing by LONGINES

www.fis-ski.com

LONGINES Timing

Generation Date: SUN 17 NOV 2013

Time: 12:36

Document: 73B 1.0



BRIDGESTONE



VACON

INTERSPORT

Danske Bank



JACOB'S CREEK



Lapin Kansa





Audi FIS Ski World Cup LEVI

15.-17.11.2013



Audi FIS Ski World Cup

AUDI FIS SKI WORLD CUP 2013/14



Levi (FIN)



1st MEN'S SLALOM 2nd RUN START LIST

SUN 17 NOV 2013
Start Time: 14:00

Race Information 2nd Run

Course Setter R. SOULARD SWE
Number of Gates
Turning Gates
Start Time 14:00

Technical Data

Course Name Levi Black
Start Altitude 438 m
Finish Altitude 258 m
Vertical Drop 180 m
Homologation Number 9324/11/09

Forerunners A - K. PELTOLA (FIN) B - A. NIEMELA (FIN) C - O. SALMENKIVI (FIN)

Number of Competitors: 32, Number of NSA: 13

Start Order	Bib	FIS Code	Name	Year of Birth	NSA	1st Run	Diff.	Rank	2nd Run	Total	Ski
1	19	301709	YUASA Naoki	1983	JPN	54.38	1.58	30			Hart
2	37	700830	ZAMPA Adam	1990	SVK	54.38	1.58	30			Salomon
3	60	193986	PLACE Francois	1989	FRA	54.38	1.58	30			Fischer
4	27	102435	JANYK Michael	1982	CAN	54.37	1.57	28			Rossignol
5	63	191459	LIZEROUX Julien	1979	FRA	54.37	1.57	28			Fischer
6	32	421860	NORDBOTTEN Jonathan	1989	NOR	54.30	1.50	27			Head
7	26	480736	KHOROSHILOV A.	1984	RUS	54.29	1.49	26			Fischer
8	59	193334	RIVAS Gabriel	1986	FRA	54.19	1.39	25			Head
9	16	534562	LIGETY Ted	1984	USA	54.17	1.37	24			Head
10	11	293797	GROSS Stefano	1986	ITA	54.16	1.36	23			Voelkl
11	43	180703	PALONIEMI Santeri	1993	FIN	54.11	1.31	22			
12	52	201891	SCHMID Philipp	1986	GER	54.10	1.30	21			
13	51	501116	LAHDENPERAE Anton	1985	SWE	54.09	1.29	20			Nordica
14	9	50605	HERBST Reinfried	1978	AUT	54.05	1.25	18			Fischer
15	17	293098	RAZZOLI Giuliano	1984	ITA	54.05	1.25	18			Fischer
16	55	422082	SOLEVAAG S.	1991	NOR	53.98	1.18	17			Voelkl
17	6	292491	MOELGG Manfred	1982	ITA	53.87	1.07	16			Fischer
18	28	501223	BAECC Axel	1987	SWE	53.85	1.05	15			Rossignol
19	12	194364	PINTURAUPT Alexis	1991	FRA	53.84	1.04	14			Salomon
20	34	421669	HAUGEN Leif Kristian	1987	NOR	53.80	1.00	13			Rossignol
21	15	500656	LARSSON Markus	1979	SWE	53.77	0.97	11			Rossignol
22	22	192665	GRANGE Jean-Baptiste	1984	FRA	53.77	0.97	11			Fischer
23	14	192506	MISSILLIER Steve	1984	FRA	53.75	0.95	10			Salomon
24	13	50625	RAICH Benjamin	1978	AUT	53.70	0.90	9			Atomic
25	2	202462	DOPFER Fritz	1987	GER	53.53	0.73	8			Nordica
26	3	380260	KOSTELIC Ivica	1979	CRO	53.51	0.71	6			Fischer
27	8	501111	HARGIN Mattias	1985	SWE	53.51	0.71	6			Nordica
28	18	290732	THALER Patrick	1978	ITA	53.46	0.66	5			Fischer
29	20	422304	KRISTOFFERSEN Henrik	1994	NOR	53.45	0.65	4			Rossignol
30	7	50707	MATT Mario	1979	AUT	53.11	0.31	3			Blizzard
31	4	201702	NEUREUTHER Felix	1984	GER	53.02	0.22	2			Nordica
32	5	53831	HIRSCHER Marcel	1989	AUT	52.80	0.00	1			Atomic

17-11-2013 / Levi (FIN) / 0073

Page 1/1

Data Processing by LONGINES

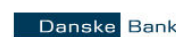
www.fis-ski.com

LONGINES Timing

Generation Date: SUN 17 NOV 2013

Time: 12:39

Document: 51B 1.0





Audi FIS Ski World Cup LEVI

15.-17.11.2013



AUDI FIS SKI WORLD CUP 2013/14



Levi (FIN)



1st MEN'S SLALOM 2nd RUN OFFICIAL RESULTS

SUN 17 NOV 2013
Start Time: 14:00

Jury

TD FIS	T. FRANZ	SWE
Referee	G. HUJARA	FIS
Chief of Race	P. TUOMIKOSKI	FIN

Technical Data

Course Name	Levi Black	
Start Altitude	438 m	
Finish Altitude	258 m	
Vertical Drop	180 m	
Homologation Number	9324/11/09	

Race Information 1st Run

Course Setter	A. DOPPELHOFER	GER
Number of Gates	66	
Turning Gates	63	
Start Time	11:00	

Race Information 2nd Run

Course Setter	R. SOULARD	SWE
Number of Gates	63	
Turning Gates	62	
Start Time	14:00	

Forerunners	A - K. PELTOLA	FIN
	B - A. NIEMELA	FIN
	C - O. SALMENKIVI	FIN

Forerunners	A - K. PELTOLA	FIN
	B - A. NIEMELA	FIN
	C - O. SALMENKIVI	FIN

Number of Competitors: 82, Number of NSA: 22

F-factor: 620

Rank	Bib	FIS Code	Name	Year of Birth	NSA	1st Run	2nd Run	Total	Diff.	Race Points	Ski
1	5	53831	HIRSCHER Marcel	1989	AUT	52.80	52.62	1:45.42		0.00	Atomic
2	7	50707	MATT Mario	1979	AUT	53.11	52.93	1:46.04	0.62	3.65	Blizzard
3	20	422304	KRISTOFFERSEN Henrik	1994	NOR	53.45	52.90	1:46.35	0.93	5.47	Rossignol
4	3	380260	KOSTELIC Ivica	1979	CRO	53.51	53.13	1:46.64	1.22	7.18	Fischer
5	8	501111	HARGIN Mattias	1985	SWE	53.51	53.20	1:46.71	1.29	7.59	Nordica
6	18	290732	THALER Patrick	1978	ITA	53.46	53.69	1:47.15	1.73	10.17	Fischer
7	22	192665	GRANGE Jean-Baptiste	1984	FRA	53.77	53.40	1:47.17	1.75	10.29	Fischer
8	13	50625	RAICH Benjamin	1978	AUT	53.70	53.51	1:47.21	1.79	10.53	Atomic
9	55	422082	SOLEVAAG Sebastian-Foss	1991	NOR	53.98	53.26	1:47.24	1.82	10.70	Voelkl
10	14	192506	MISSILLIER Steve	1984	FRA	53.75	53.61	1:47.36	1.94	11.41	Salomon
11	16	534562	LIGETY Ted	1984	USA	54.17	53.21	1:47.38	1.96	11.53	Head
12	2	202462	DOPFER Fritz	1987	GER	53.53	53.95	1:47.48	2.06	12.12	Nordica
13	9	50605	HERBST Reinfried	1978	AUT	54.05	53.57	1:47.62	2.20	12.94	Fischer
14	37	700830	ZAMPA Adam	1990	SVK	54.38	53.27	1:47.65	2.23	13.12	Salomon
15	34	421669	HAUGEN Leif Kristian	1987	NOR	53.80	53.88	1:47.68	2.26	13.29	Rossignol
16	11	293797	GROSS Stefano	1986	ITA	54.16	53.58	1:47.74	2.32	13.64	Voelkl
17	63	191459	LIZEROUX Julien	1979	FRA	54.37	53.57	1:47.94	2.52	14.82	Fischer
18	15	500656	LARSSON Markus	1979	SWE	53.77	54.26	1:48.03	2.61	15.35	Rossignol
19	19	301709	YUASA Naoki	1983	JPN	54.38	53.75	1:48.13	2.71	15.94	Hart
20	27	102435	JANYK Michael	1982	CAN	54.37	53.81	1:48.18	2.76	16.23	Rossignol
21	26	480736	KHOROSHILOV Alexander	1984	RUS	54.29	53.91	1:48.20	2.78	16.35	Fischer

#860 _____

17-11-2013 / Levi (FIN) / 0073

Page 1/3

Data Processing by LONGINES

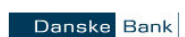
www.fis-ski.com

LONGINES Timing

Generation Date: SUN 17 NOV 2013

Time: 14:51

Document: 73C 1.0



Number of Competitors: 82, Number of NSA: 22

F-factor: 620

Rank	Bib	FIS Code	Name	Year of Birth	NSA	1st Run	2nd Run	Total	Diff.	Race Points	Ski
21	17	293098	RAZZOLI Giuliano	1984	ITA	54.05	54.15	1:48.20	2.78	16.35	Fischer
23	59	193334	RIVAS Gabriel	1986	FRA	54.19	54.13	1:48.32	2.90	17.06	Head
24	43	180703	PALONIEMI Santeri	1993	FIN	54.11	54.29	1:48.40	2.98	17.53	
25	51	501116	LAHDENPERAE Anton	1985	SWE	54.09	54.38	1:48.47	3.05	17.94	Nordica
26	32	421860	NORDBOTTEN Jonathan	1989	NOR	54.30	54.25	1:48.55	3.13	18.41	Head
27	4	201702	NEUREUTHER Felix	1984	GER	53.02	58.73	1:51.75	6.33	37.23	Nordica

DID NOT QUALIFY FOR 2nd RUN: 41 competitors

41	930105	GRANSTROM Colby	1990	USA	54.43						Fischer
21	511174	VOGEL Markus	1984	SUI	54.50						Fischer
25	534508	CHODOUNSKY David	1984	USA	54.51						Nordica
36	50981	HOERL Wolfgang	1983	AUT	54.52						Voelkl
67	501401	SAXVALL Per	1989	SWE	54.57						Head
61	511996	YULE Daniel	1993	SUI	54.60						
50	220689	RYDING David	1986	GBR	54.69						Fischer
49	380290	SAMSAL Dalibor	1985	CRO	54.70						Fischer
47	511127	GINI Marc	1984	SUI	54.70						Fischer
53	202437	LUITZ Stefan	1992	GER	54.76						Rossignol
38	194212	THOULE Nicolas	1990	FRA	54.76						Atomic
33	102727	STUTZ Paul	1983	CAN	54.76						Fischer
69	150594	TREJBAL Filip	1985	CZE	54.79						Dynastar
23	560355	VALENCIC Mitja	1978	SLO	54.80						Elan
79	180718	HENTTINEN Jens	1993	FIN	54.83						Fischer
24	291145	DEVILLE Cristian	1981	ITA	54.84						Voelkl
35	301312	SASAKI Akira	1981	JPN	54.86						Salomon
1	501017	MYHRER Andre	1983	SWE	54.88						Nordica
56	102239	COUSINEAU Julien	1981	CAN	54.89						Fischer
54	530165	BRANDENBURG Will	1987	USA	54.98						Fischer
44	192504	MERMILLOD BLONDIN T.	1984	FRA	54.98						Salomon
74	511908	SCHMIDIGER Reto	1992	SUI	55.08						Rossignol
30	294890	NANI Roberto	1988	ITA	55.11						Voelkl
31	54063	FELLER Manuel	1992	AUT	55.21						Head
75	481148	MAYTAKOV Sergei	1990	RUS	55.23						Rossignol
40	102912	SPENCE Brad	1984	CAN	55.29						Rossignol
65	320266	JUNG Dong-hyun	1988	KOR	55.54						
10	50624	PRANGER Manfred	1978	AUT	55.56						Voelkl
39	511983	AERNI Luca	1993	SUI	55.62						Salomon
57	193967	MUFFAT-JEANDET Victor	1989	FRA	55.63						Atomic
70	303696	KOHNO Kyohsuke	1991	JPN	55.77						
73	550054	ZVEJNIEKS Kristaps	1992	LAT	55.82						
80	180731	DAHL Juho	1994	FIN	55.86						
45	511902	ZENHAEUSERN Ramon	1992	SUI	55.86						Rossignol
62	511896	MURISIER Justin	1992	SUI	55.94						Atomic
64	300804	MINAGAWA Kentaro	1977	JPN	56.14						Voelkl
72	60160	ALAERTS Kai	1989	BEL	56.19						
78	30149	SIMARI BIRKNER C.	1980	ARG	56.38						Atomic
66	6290183	RONCI Giordano	1992	ITA	56.40						Salomon
81	180722	KUUKKA Justus	1994	FIN	57.18						Fischer

#860 _____

Number of Competitors: 82, Number of NSA: 22

F-factor: 620

Rank	Bib	FIS Code	Name	Year of Birth	NSA	1st Run	2nd Run	Total	Diff.	Race Points	Ski
------	-----	----------	------	---------------	-----	---------	---------	-------	-------	-------------	-----

	82	430617	CHRAPEK Adam	1993	POL	57.92					
--	----	--------	---------------------	------	-----	-------	--	--	--	--	--

DID NOT FINISH 1st RUN: 8 competitors

42	291318	TONETTI Riccardo	1989	ITA							Voelkl
46	150644	KRYZL Krystof	1986	CZE							Blizzard
48	103676	BROWN Philip	1991	CAN							Rossignol
58	561148	SKUBE Matic	1988	SLO							Elan
68	180627	MALMSTROM Victor	1991	FIN							Atomic
71	54170	MATT Michael	1993	AUT							
76	303097	ISHII Tomoya	1989	JPN							Salomon
77	53922	WIESER Manuel	1990	AUT							Fischer

DISQUALIFIED 1st RUN: 1 competitor

29	532138	KASPER Nolan	1989	USA				Rule B2.1.2			Fischer
----	--------	---------------------	------	-----	--	--	--	-------------	--	--	---------

DID NOT FINISH 2nd RUN: 5 competitors

6	292491	MOELGG Manfred	1982	ITA							Fischer
12	194364	PINTURALT Alexis	1991	FRA							Salomon
28	501223	BAECK Axel	1987	SWE							Rossignol
52	201891	SCHMID Philipp	1986	GER							
60	193986	PLACE Francois	1989	FRA							Fischer

Reason for disqualification:

B2.1.2 Equipments

Technical Delegate: T. FRANZ (SWE) #860

17-11-2013 / Levi (FIN) / 0073

Page 3/3

Data Processing by LONGINES

www.fis-ski.com

LONGINES Timing

Generation Date: SUN 17 NOV 2013

Time: 14:51

Document: 73C 1.0





Audi FIS Ski World Cup LEVI

15.-17.11.2013



AUDI FIS SKI WORLD CUP 2013/14



Levi (FIN)



1st MEN'S SLALOM

SUN 17 NOV 2013

PENALTY CALCULATION

Best 10 at Finish

Rank	Bib	FIS Code	Name	NSA	FIS Points	Best 5	Race Points
1	5	53831	HIRSCHER Marcel	AUT	0.00	0.00	0.00
2	7	50707	MATT Mario	AUT	3.82	3.82	3.65
3	20	422304	KRISTOFFERSEN Henrik	NOR	5.68		
4	3	380260	KOSTELIC Ivica	CRO	2.91	2.91	7.18
5	8	501111	HARGIN Mattias	SWE	5.02	5.02	7.59
6	18	290732	THALER Patrick	ITA	5.23		
7	22	192665	GRANGE Jean-Baptiste	FRA	5.86		
8	13	50625	RAICH Benjamin	AUT	5.16		
9	55	422082	SOLEVAAG Sebastian-Foss	NOR	9.90		
10	14	192506	MISSILLIER Steve	FRA	5.15	5.15	11.41

Best 5 FIS Points at Start

Rank	Bib	FIS Code	Name	NSA	FIS Points
1	5	53831	HIRSCHER Marcel	AUT	0.00
27	4	201702	NEUREUTHER Felix	GER	1.70
4	3	380260	KOSTELIC Ivica	CRO	2.91
DNF	1	501017	MYHRER Andre	SWE	3.11
2	7	50707	MATT Mario	AUT	3.82

TOTALS:

FIS Points of Best 5 at Start (B)	11.54		
FIS Points of Best at Finish in Top 10 (A)		16.90	
Race Points of Corresponding Competitors (C)			29.83
Calculated Penalty (A+B-C) : 10 =>	-0.139		
Rounded	-0.14		
Category Adder	0.00		
Correction Value (Z)	0.00		
Calculated Penalty	-0.14		
Penalty Applied	0.00		

Technical Delegate:
T. FRANZ (SWE) #860

17-11-2013 / Levi (FIN) / 0073

Page 1/1

Data Processing by LONGINES

www.fis-ski.com

LONGINES Timing

Generation Date: SUN 17 NOV 2013

Time: 14:51

Document: 73G 1.0





Audi FIS Ski World Cup LEVI

15.-17.11.2013



AUDI FIS SKI WORLD CUP 2013/14



Levi (FIN)



1st MEN'S SLALOM 2nd RUN PERFORMANCE ANALYSIS 1

SUN 17 NOV 2013

Number of Competitors: 27

Rank	Bib	Name Ski	NSA	Positions			Partials			Difference		
				Pos.	Time	Rank	Pos.	Time	Rank	Time		
1	5	HIRSCHER Marcel Atomic	AUT	Run1:	Int1:	14.73	(3)	I1-I2:	16.00	(1)	0.11	
					Int2:	30.73	(1)		I2-Fin:	22.07	(5)	0.00
					Fin:	52.80	(1)				0.00	
				Run2:	Int1:	15.10	(2)	I1-I2:	15.85	(1)	0.04	
					Int2:	30.95	(1)		I2-Fin:	21.67	(2)	0.00
					Fin:	52.62	(1)				0.00	
				Total:	Int1:	1:07.90	(1)				0.00	
					Int2:	1:23.75	(1)				0.00	
					Fin:	1:45.42	(1)				0.00	
				2	7	MATT Mario Blizzard	AUT	Run1:	Int1:	14.77	(5)	I1-I2:
Int2:	31.12	(2)	I2-Fin:						21.99	(4)	0.39	
Fin:	53.11	(3)								0.31		
Run2:	Int1:	15.16	(3)					I1-I2:	15.94	(3)	0.10	
	Int2:	31.10	(2)						I2-Fin:	21.83	(6)	0.15
	Fin:	52.93	(3)								0.31	
Total:	Int1:	1:08.27	(2)								0.37	
	Int2:	1:24.21	(2)								0.46	
	Fin:	1:46.04	(2)								0.62	
3	20	KRISTOFFERSEN Henrik Rossignol	NOR					Run1:	Int1:	14.70	(2)	I1-I2:
				Int2:	31.33	(8)	I2-Fin:		22.12	(6)	0.60	
				Fin:	53.45	(4)				0.65		
				Run2:	Int1:	15.24	(8)	I1-I2:	16.09	(7)	0.18	
					Int2:	31.33	(9)		I2-Fin:	21.57	(1)	0.38
					Fin:	52.90	(2)				0.28	
				Total:	Int1:	1:08.69	(6)				0.79	
					Int2:	1:24.78	(4)				1.03	
					Fin:	1:46.35	(3)				0.93	
				4	3	KOSTELIC Ivica Fischer	CRO	Run1:	Int1:	14.91	(8)	I1-I2:
Int2:	31.85	(23)	I2-Fin:						21.66	(1)	1.12	
Fin:	53.51	(6)								0.71		
Run2:	Int1:	15.17	(4)					I1-I2:	16.21	(12)	0.11	
	Int2:	31.38	(10)						I2-Fin:	21.75	(4)	0.43
	Fin:	53.13	(4)								0.51	
Total:	Int1:	1:08.68	(5)								0.78	
	Int2:	1:24.89	(6)								1.14	
	Fin:	1:46.64	(4)								1.22	

17-11-2013 / Levi (FIN) / 0073

Page 1/5

Data Processing by LONGINES

www.fis-ski.com

LONGINES Timing

Generation Date: SUN 17 NOV 2013

Time: 14:54

Document: 77A 1.0



Number of Competitors: 27

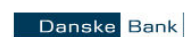
Rank	Bib	Name Ski	NSA	Positions			Partials			Difference		
				Pos.	Time	Rank	Pos.	Time	Rank	Time		
5	8	HARGIN Mattias Nordica	SWE	Run1:	Int1:	14.62	(1)	I1-I2:	16.68	(18)	0.00	
					Int2:	31.30	(6)		I2-Fin:	22.21	(9)	0.57
					Fin:	53.51	(6)					0.71
				Run2:	Int1:	15.06	(1)	I1-I2:	16.26	(17)	0.00	
					Int2:	31.32	(8)		I2-Fin:	21.88	(8)	0.37
					Fin:	53.20	(5)					0.58
Total:	Int1:	1:08.57	(3)				0.67					
	Int2:	1:24.83	(5)				1.08					
	Fin:	1:46.71	(5)				1.29					
6	18	THALER Patrick Fischer	ITA	Run1:	Int1:	15.02	(16)	I1-I2:	16.30	(3)	0.40	
					Int2:	31.32	(7)		I2-Fin:	22.14	(7)	0.59
					Fin:	53.46	(5)					0.66
				Run2:	Int1:	15.34	(14)	I1-I2:	15.94	(3)	0.28	
					Int2:	31.28	(5)		I2-Fin:	22.41	(24)	0.33
					Fin:	53.69	(15)					1.07
Total:	Int1:	1:08.80	(7)				0.90					
	Int2:	1:24.74	(3)				0.99					
	Fin:	1:47.15	(6)				1.73					
7	22	GRANGE Jean-Baptiste Fischer	FRA	Run1:	Int1:	14.98	(13)	I1-I2:	16.58	(15)	0.36	
					Int2:	31.56	(15)		I2-Fin:	22.21	(9)	0.83
					Fin:	53.77	(11)					0.97
				Run2:	Int1:	15.24	(8)	I1-I2:	16.07	(6)	0.18	
					Int2:	31.31	(6)		I2-Fin:	22.09	(11)	0.36
					Fin:	53.40	(9)					0.78
Total:	Int1:	1:09.01	(9)				1.11					
	Int2:	1:25.08	(8)				1.33					
	Fin:	1:47.17	(7)				1.75					
8	13	RAICH Benjamin Atomic	AUT	Run1:	Int1:	14.73	(3)	I1-I2:	16.42	(9)	0.11	
					Int2:	31.15	(4)		I2-Fin:	22.55	(19)	0.42
					Fin:	53.70	(9)					0.90
				Run2:	Int1:	15.34	(14)	I1-I2:	16.29	(18)	0.28	
					Int2:	31.63	(17)		I2-Fin:	21.88	(8)	0.68
					Fin:	53.51	(10)					0.89
Total:	Int1:	1:09.04	(11)				1.14					
	Int2:	1:25.33	(12)				1.58					
	Fin:	1:47.21	(8)				1.79					
9	55	SOLEVAAG S. Voelkl	NOR	Run1:	Int1:	15.03	(17)	I1-I2:	16.70	(20)	0.41	
					Int2:	31.73	(20)		I2-Fin:	22.25	(13)	1.00
					Fin:	53.98	(14)					1.18
				Run2:	Int1:	15.25	(10)	I1-I2:	16.22	(13)	0.19	
					Int2:	31.47	(12)		I2-Fin:	21.79	(5)	0.52
					Fin:	53.26	(7)					0.64
Total:	Int1:	1:09.23	(13)				1.33					
	Int2:	1:25.45	(14)				1.70					
	Fin:	1:47.24	(9)				1.82					
10	14	MISSILLIER Steve Salomon	FRA	Run1:	Int1:	14.94	(10)	I1-I2:	16.23	(2)	0.32	
					Int2:	31.17	(5)		I2-Fin:	22.58	(21)	0.44
					Fin:	53.75	(10)					0.95
				Run2:	Int1:	15.26	(11)	I1-I2:	16.00	(5)	0.20	
					Int2:	31.26	(4)		I2-Fin:	22.35	(22)	0.31
					Fin:	53.61	(14)					0.99
Total:	Int1:	1:09.01	(9)				1.11					
	Int2:	1:25.01	(7)				1.26					
	Fin:	1:47.36	(10)				1.94					

Number of Competitors: 27

Rank	Bib	Name Ski	NSA	Positions			Partials			Difference		
				Pos.	Time	Rank	Pos.	Time	Rank	Time		
11	16	LIGETY Ted Head	USA	Run1:	Int1:	15.10	(23)	I1-I2:	16.85	(25)	0.48	
					Int2:	31.95	(26)		I2-Fin:	22.22	(11)	1.22
					Fin:	54.17	(20)					1.37
				Run2:	Int1:	15.18	(5)	I1-I2:	15.92	(2)	0.12	
					Int2:	31.10	(2)		I2-Fin:	22.11	(12)	0.15
					Fin:	53.21	(6)					0.59
				Total:	Int1:	1:09.35	(16)				1.45	
Int2:	1:25.27	(11)					1.52					
Fin:	1:47.38	(11)					1.96					
12	2	DOPFER Fritz Nordica	GER	Run1:	Int1:	15.05	(19)	I1-I2:	16.78	(22)	0.43	
					Int2:	31.83	(22)		I2-Fin:	21.70	(2)	1.10
					Fin:	53.53	(8)					0.73
				Run2:	Int1:	15.42	(21)	I1-I2:	16.25	(16)	0.36	
					Int2:	31.67	(18)		I2-Fin:	22.28	(20)	0.72
					Fin:	53.95	(20)					1.33
				Total:	Int1:	1:08.95	(8)				1.05	
Int2:	1:25.20	(10)					1.45					
Fin:	1:47.48	(12)					2.06					
13	9	HERBST Reinfried Fischer	AUT	Run1:	Int1:	15.05	(19)	I1-I2:	16.84	(24)	0.43	
					Int2:	31.89	(25)		I2-Fin:	22.16	(8)	1.16
					Fin:	54.05	(15)					1.25
				Run2:	Int1:	15.43	(22)	I1-I2:	16.19	(11)	0.37	
					Int2:	31.62	(16)		I2-Fin:	21.95	(10)	0.67
					Fin:	53.57	(11)					0.95
				Total:	Int1:	1:09.48	(18)				1.58	
Int2:	1:25.67	(15)					1.92					
Fin:	1:47.62	(13)					2.20					
14	37	ZAMPA Adam Salomon	SVK	Run1:	Int1:	15.14	(25)	I1-I2:	16.41	(8)	0.52	
					Int2:	31.55	(13)		I2-Fin:	22.83	(26)	0.82
					Fin:	54.38	(26)					1.58
				Run2:	Int1:	15.30	(12)	I1-I2:	16.12	(9)	0.24	
					Int2:	31.42	(11)		I2-Fin:	21.85	(7)	0.47
					Fin:	53.27	(8)					0.65
				Total:	Int1:	1:09.68	(22)				1.78	
Int2:	1:25.80	(18)					2.05					
Fin:	1:47.65	(14)					2.23					
15	34	HAUGEN Leif Kristian Rossignol	NOR	Run1:	Int1:	15.01	(14)	I1-I2:	16.40	(7)	0.39	
					Int2:	31.41	(9)		I2-Fin:	22.39	(17)	0.68
					Fin:	53.80	(13)					1.00
				Run2:	Int1:	15.45	(23)	I1-I2:	16.16	(10)	0.39	
					Int2:	31.61	(15)		I2-Fin:	22.27	(19)	0.66
					Fin:	53.88	(18)					1.26
				Total:	Int1:	1:09.25	(14)				1.35	
Int2:	1:25.41	(13)					1.66					
Fin:	1:47.68	(15)					2.26					
16	11	GROSS Stefano Voelkl	ITA	Run1:	Int1:	15.13	(24)	I1-I2:	16.73	(21)	0.51	
					Int2:	31.86	(24)		I2-Fin:	22.30	(14)	1.13
					Fin:	54.16	(19)					1.36
				Run2:	Int1:	15.58	(26)	I1-I2:	16.32	(19)	0.52	
					Int2:	31.90	(23)		I2-Fin:	21.68	(3)	0.95
					Fin:	53.58	(13)					0.96
				Total:	Int1:	1:09.74	(25)				1.84	
Int2:	1:26.06	(25)					2.31					
Fin:	1:47.74	(16)					2.32					

Number of Competitors: 27

Rank	Bib	Name Ski	NSA	Positions			Partials			Difference		
				Pos.	Time	Rank	Pos.	Time	Rank	Time		
17	63	LIZEROUX Julien Fischer	FRA	Run1:	Int1:	15.01 (14)	I1-I2:	16.65 (17)	I2-Fin:	22.71 (24)	0.39	
					Int2:	31.66 (18)						0.93
					Fin:	54.37 (24)						
				Run2:	Int1:	15.21 (6)	I1-I2:	16.10 (8)	I2-Fin:	22.26 (18)	0.15	
					Int2:	31.31 (6)						0.36
					Fin:	53.57 (11)						
				Total:	Int1:	1:09.58 (19)						1.68
Int2:	1:25.68 (16)	1.93										
Fin:	1:47.94 (17)		2.52									
18	15	LARSSON Markus Rossignol		SWE	Run1:	Int1:	14.95 (11)	I1-I2:	16.49 (12)	I2-Fin:	22.33 (15)	0.33
			Int2:			31.44 (10)	0.71					
			Fin:			53.77 (11)						
			Run2:		Int1:	15.39 (19)	I1-I2:	16.58 (25)	I2-Fin:	22.29 (21)	0.33	
					Int2:	31.97 (24)						1.02
					Fin:	54.26 (24)						
			Total:		Int1:	1:09.16 (12)						1.26
Int2:	1:25.74 (17)	1.99										
Fin:	1:48.03 (18)			2.61								
19	19	YUASA Naoki Hart	JPN		Run1:	Int1:	15.15 (26)	I1-I2:	16.38 (6)	I2-Fin:	22.85 (27)	0.53
				Int2:		31.53 (12)	0.80					
				Fin:		54.38 (26)						
				Run2:	Int1:	15.38 (18)	I1-I2:	16.22 (13)	I2-Fin:	22.15 (14)	0.32	
					Int2:	31.60 (13)						0.65
					Fin:	53.75 (16)						
				Total:	Int1:	1:09.76 (27)						1.86
Int2:	1:25.98 (23)	2.23										
Fin:	1:48.13 (19)		2.71									
20	27	JANYK Michael Rossignol		CAN	Run1:	Int1:	15.09 (21)	I1-I2:	16.54 (13)	I2-Fin:	22.74 (25)	0.47
			Int2:			31.63 (16)	0.90					
			Fin:			54.37 (24)						
			Run2:		Int1:	15.37 (17)	I1-I2:	16.23 (15)	I2-Fin:	22.21 (17)	0.31	
					Int2:	31.60 (13)						0.65
					Fin:	53.81 (17)						
			Total:		Int1:	1:09.74 (25)						1.84
Int2:	1:25.97 (22)	2.22										
Fin:	1:48.18 (20)			2.76								
21	26	KHOROSHILOV A. Fischer	RUS		Run1:	Int1:	14.95 (11)	I1-I2:	16.68 (18)	I2-Fin:	22.66 (23)	0.33
				Int2:		31.63 (16)	0.90					
				Fin:		54.29 (22)						
				Run2:	Int1:	15.34 (14)	I1-I2:	16.38 (21)	I2-Fin:	22.19 (15)	0.28	
					Int2:	31.72 (19)						0.77
					Fin:	53.91 (19)						
				Total:	Int1:	1:09.63 (21)						1.73
Int2:	1:26.01 (24)	2.26										
Fin:	1:48.20 (21)		2.78									
21	17	RAZZOLI Giuliano Fischer		ITA	Run1:	Int1:	14.91 (8)	I1-I2:	16.78 (22)	I2-Fin:	22.36 (16)	0.29
			Int2:			31.69 (19)	0.96					
			Fin:			54.05 (15)						
			Run2:		Int1:	15.32 (13)	I1-I2:	16.48 (23)	I2-Fin:	22.35 (22)	0.26	
					Int2:	31.80 (20)						0.85
					Fin:	54.15 (22)						
			Total:		Int1:	1:09.37 (17)						1.47
Int2:	1:25.85 (19)	2.10										
Fin:	1:48.20 (21)			2.78								



Number of Competitors: 27

Rank	Bib	Name Ski	NSA	Positions			Partials			Difference	
				Pos.	Time	Rank	Pos.	Time	Rank	Time	
23	59	RIVAS Gabriel Head	FRA	Run1:	Int1:	15.21 (27)	I1-I2:	16.54 (13)		0.59	
					Int2:	31.75 (21)		I2-Fin:		22.44 (18)	1.02
					Fin:	54.19 (21)					1.39
				Run2:	Int1:	15.51 (25)	I1-I2:	16.51 (24)		0.45	
					Int2:	32.02 (25)		I2-Fin:		22.11 (12)	1.07
					Fin:	54.13 (21)					1.51
Total:	Int1:	1:09.70 (24)				1.80					
	Int2:	1:26.21 (26)				2.46					
	Fin:	1:48.32 (23)				2.90					
24	43	PALONIEMI Santeri	FIN	Run1:	Int1:	15.09 (21)	I1-I2:	16.46 (10)		0.47	
					Int2:	31.55 (13)		I2-Fin:		22.56 (20)	0.82
					Fin:	54.11 (18)					1.31
				Run2:	Int1:	15.50 (24)	I1-I2:	16.34 (20)		0.44	
					Int2:	31.84 (21)		I2-Fin:		22.45 (25)	0.89
					Fin:	54.29 (25)					1.67
Total:	Int1:	1:09.61 (20)				1.71					
	Int2:	1:25.95 (20)				2.20					
	Fin:	1:48.40 (24)				2.98					
25	51	LAHDENPERAE Anton Nordica	SWE	Run1:	Int1:	15.04 (18)	I1-I2:	16.46 (10)		0.42	
					Int2:	31.50 (11)		I2-Fin:		22.59 (22)	0.77
					Fin:	54.09 (17)					1.29
				Run2:	Int1:	15.23 (7)	I1-I2:	16.64 (26)		0.17	
					Int2:	31.87 (22)		I2-Fin:		22.51 (26)	0.92
					Fin:	54.38 (26)					1.76
Total:	Int1:	1:09.32 (15)				1.42					
	Int2:	1:25.96 (21)				2.21					
	Fin:	1:48.47 (25)				3.05					
26	32	NORDBOTTEN Jonathan Head	NOR	Run1:	Int1:	14.86 (7)	I1-I2:	17.22 (27)		0.24	
					Int2:	32.08 (27)		I2-Fin:		22.22 (11)	1.35
					Fin:	54.30 (23)					1.50
				Run2:	Int1:	15.39 (19)	I1-I2:	16.67 (27)		0.33	
					Int2:	32.06 (26)		I2-Fin:		22.19 (15)	1.11
					Fin:	54.25 (23)					1.63
Total:	Int1:	1:09.69 (23)				1.79					
	Int2:	1:26.36 (27)				2.61					
	Fin:	1:48.55 (26)				3.13					
27	4	NEUREUTHER Felix Nordica	GER	Run1:	Int1:	14.82 (6)	I1-I2:	16.32 (4)		0.20	
					Int2:	31.14 (3)		I2-Fin:		21.88 (3)	0.41
					Fin:	53.02 (2)					0.22
				Run2:	Int1:	15.63 (27)	I1-I2:	16.43 (22)		0.57	
					Int2:	32.06 (26)		I2-Fin:		26.67 (27)	1.11
					Fin:	58.73 (27)					6.11
Total:	Int1:	1:08.65 (4)				0.75					
	Int2:	1:25.08 (8)				1.33					
	Fin:	1:51.75 (27)				6.33					

LEGEND

Pos Intermediate or Speed Position Int1: Intermediate 1 Run2 Second Run Run1 First Run Fin: Finish
Total First + Second Run Int2: Intermediate 2

17-11-2013 / Levi (FIN) / 0073

Page 5/5

Data Processing by LONGINES

www.fis-ski.com

LONGINES Timing

Generation Date: SUN 17 NOV 2013

Time: 14:54

Document: 77A 1.0





Audi FIS Ski World Cup LEVI

15.-17.11.2013



AUDI FIS SKI WORLD CUP 2013/14



Levi (FIN)



1st MEN'S SLALOM 2nd RUN PERFORMANCE ANALYSIS 2

SUN 17 NOV 2013

Number of Competitors: 82

Bib	Name Ski	NSA	Positions			Partials			Difference		
			Pos.	Time	Rank	Pos.	Time	Rank	Time		
1	MYHRER Andre Nordica	SWE	Run1:	Int1:	14.74	(6)	I1-I2:	16.20	(2)	0.12	
				Int2:	30.94	(2)		I2-Fin:	23.94	(72)	0.21
				Fin:	54.88	(50)				2.08	
			Run2:	Int1:			I1-I2:				
				Int2:				I2-Fin:			
				Fin:	DNQ						
Total:	Int1:										
	Int2:										
	Fin:	DNQ									
2	DOPFER Fritz Nordica	GER	Run1:	Int1:	15.05	(32)	I1-I2:	16.78	(41)	0.43	
				Int2:	31.83	(38)		I2-Fin:	21.70	(2)	1.10
				Fin:	53.53	(8)				0.73	
			Run2:	Int1:	15.42	(25)	I1-I2:	16.25	(18)	0.36	
				Int2:	31.67	(20)		I2-Fin:	22.28	(20)	0.72
				Fin:	53.95	(20)				1.33	
Total:	Int1:	1:08.95	(8)			1.05					
	Int2:	1:25.20	(11)			1.45					
	Fin:	1:47.48	(12)			2.06					
3	KOSTELIC Ivica Fischer	CRO	Run1:	Int1:	14.91	(15)	I1-I2:	16.94	(58)	0.29	
				Int2:	31.85	(41)		I2-Fin:	21.66	(1)	1.12
				Fin:	53.51	(6)				0.71	
			Run2:	Int1:	15.17	(4)	I1-I2:	16.21	(13)	0.11	
				Int2:	31.38	(11)		I2-Fin:	21.75	(4)	0.43
				Fin:	53.13	(4)				0.51	
Total:	Int1:	1:08.68	(5)			0.78					
	Int2:	1:24.89	(6)			1.14					
	Fin:	1:46.64	(4)			1.22					
4	NEUREUTHER Felix Nordica	GER	Run1:	Int1:	14.82	(10)	I1-I2:	16.32	(5)	0.20	
				Int2:	31.14	(4)		I2-Fin:	21.88	(3)	0.41
				Fin:	53.02	(2)				0.22	
			Run2:	Int1:	15.63	(32)	I1-I2:	16.43	(25)	0.57	
				Int2:	32.06	(30)		I2-Fin:	26.67	(27)	1.11
				Fin:	58.73	(27)				6.11	
Total:	Int1:	1:08.65	(4)			0.75					
	Int2:	1:25.08	(9)			1.33					
	Fin:	1:51.75	(27)			6.33					

17-11-2013 / Levi (FIN) / 0073

Page 1/15

Data Processing by LONGINES

www.fis-ski.com

LONGINES Timing

Generation Date: SUN 17 NOV 2013

Time: 14:54

Document: 77B 1.0



Number of Competitors: 82

Bib	Name Ski	NSA	Positions			Partials			Difference		
			Pos.	Time	Rank	Pos.	Time	Rank	Time		
5	HIRSCHER Marcel Atomic	AUT	Run1:	Int1:	14.73	(3)	I1-I2:	16.00	(1)	0.11	
				Int2:	30.73	(1)		I2-Fin:	22.07	(5)	0.00
				Fin:	52.80	(1)					0.00
			Run2:	Int1:	15.10	(2)	I1-I2:	15.85	(1)	0.04	
				Int2:	30.95	(1)		I2-Fin:	21.67	(2)	0.00
				Fin:	52.62	(1)					0.00
Total:	Int1:	1:07.90	(1)				0.00				
	Int2:	1:23.75	(1)				0.00				
	Fin:	1:45.42	(1)				0.00				
6	MOELGG Manfred Fischer	ITA	Run1:	Int1:	15.08	(38)	I1-I2:	16.34	(6)	0.46	
				Int2:	31.42	(13)		I2-Fin:	22.45	(23)	0.69
				Fin:	53.87	(16)					1.07
			Run2:	Int1:	15.41	(24)	I1-I2:	16.23	(16)	0.35	
				Int2:	31.64	(19)		I2-Fin:			0.69
				Fin:	DNF						
Total:	Int1:										
	Int2:										
	Fin:	DNF									
7	MATT Mario Blizzard	AUT	Run1:	Int1:	14.77	(7)	I1-I2:	16.35	(7)	0.15	
				Int2:	31.12	(3)		I2-Fin:	21.99	(4)	0.39
				Fin:	53.11	(3)					0.31
			Run2:	Int1:	15.16	(3)	I1-I2:	15.94	(4)	0.10	
				Int2:	31.10	(3)		I2-Fin:	21.83	(6)	0.15
				Fin:	52.93	(3)					0.31
Total:	Int1:	1:08.27	(2)				0.37				
	Int2:	1:24.21	(2)				0.46				
	Fin:	1:46.04	(2)				0.62				
8	HARGIN Mattias Nordica	SWE	Run1:	Int1:	14.62	(1)	I1-I2:	16.68	(31)	0.00	
				Int2:	31.30	(8)		I2-Fin:	22.21	(9)	0.57
				Fin:	53.51	(6)					0.71
			Run2:	Int1:	15.06	(1)	I1-I2:	16.26	(19)	0.00	
				Int2:	31.32	(9)		I2-Fin:	21.88	(8)	0.37
				Fin:	53.20	(5)					0.58
Total:	Int1:	1:08.57	(3)				0.67				
	Int2:	1:24.83	(5)				1.08				
	Fin:	1:46.71	(5)				1.29				
9	HERBST Reinfried Fischer	AUT	Run1:	Int1:	15.05	(32)	I1-I2:	16.84	(47)	0.43	
				Int2:	31.89	(46)		I2-Fin:	22.16	(8)	1.16
				Fin:	54.05	(18)					1.25
			Run2:	Int1:	15.43	(26)	I1-I2:	16.19	(12)	0.37	
				Int2:	31.62	(17)		I2-Fin:	21.95	(10)	0.67
				Fin:	53.57	(11)					0.95
Total:	Int1:	1:09.48	(22)				1.58				
	Int2:	1:25.67	(18)				1.92				
	Fin:	1:47.62	(13)				2.20				
10	PRANGER Manfred Voelkl	AUT	Run1:	Int1:	14.86	(11)	I1-I2:	16.62	(24)	0.24	
				Int2:	31.48	(16)		I2-Fin:	24.08	(74)	0.75
				Fin:	55.56	(60)					2.76
			Run2:	Int1:			I1-I2:				
				Int2:				I2-Fin:			
				Fin:	DNQ						
Total:	Int1:										
	Int2:										
	Fin:	DNQ									



Number of Competitors: 82

Bib	Name Ski	NSA	Positions			Partials			Difference		
			Pos.	Time	Rank	Pos.	Time	Rank	Time		
11	GROSS Stefano Voelkl	ITA	Run1:	Int1:	15.13	(47)	I1-I2:	16.73	(35)	0.51	
				Int2:	31.86	(42)		I2-Fin:	22.30	(15)	1.13
				Fin:	54.16	(23)					1.36
			Run2:	Int1:	15.58	(30)	I1-I2:	16.32	(21)	0.52	
				Int2:	31.90	(27)		I2-Fin:	21.68	(3)	0.95
				Fin:	53.58	(13)					0.96
Total:	Int1:	1:09.74	(29)				1.84				
	Int2:	1:26.06	(29)				2.31				
	Fin:	1:47.74	(16)				2.32				
12	PINTURAUULT Alexis Salomon	FRA	Run1:	Int1:	15.03	(28)	I1-I2:	16.52	(17)	0.41	
				Int2:	31.55	(19)		I2-Fin:	22.29	(14)	0.82
				Fin:	53.84	(14)					1.04
			Run2:	Int1:	15.21	(6)	I1-I2:	15.86	(2)	0.15	
				Int2:	31.07	(2)		I2-Fin:			0.12
				Fin:	DNF						
Total:	Int1:										
	Int2:										
	Fin:	DNF									
13	RAICH Benjamin Atomic	AUT	Run1:	Int1:	14.73	(3)	I1-I2:	16.42	(11)	0.11	
				Int2:	31.15	(5)		I2-Fin:	22.55	(25)	0.42
				Fin:	53.70	(9)					0.90
			Run2:	Int1:	15.34	(16)	I1-I2:	16.29	(20)	0.28	
				Int2:	31.63	(18)		I2-Fin:	21.88	(8)	0.68
				Fin:	53.51	(10)					0.89
Total:	Int1:	1:09.04	(11)				1.14				
	Int2:	1:25.33	(13)				1.58				
	Fin:	1:47.21	(8)				1.79				
14	MISSILLIER Steve Salomon	FRA	Run1:	Int1:	14.94	(17)	I1-I2:	16.23	(3)	0.32	
				Int2:	31.17	(6)		I2-Fin:	22.58	(28)	0.44
				Fin:	53.75	(10)					0.95
			Run2:	Int1:	15.26	(13)	I1-I2:	16.00	(6)	0.20	
				Int2:	31.26	(5)		I2-Fin:	22.35	(22)	0.31
				Fin:	53.61	(14)					0.99
Total:	Int1:	1:09.01	(9)				1.11				
	Int2:	1:25.01	(8)				1.26				
	Fin:	1:47.36	(10)				1.94				
15	LARSSON Markus Rossignol	SWE	Run1:	Int1:	14.95	(18)	I1-I2:	16.49	(15)	0.33	
				Int2:	31.44	(14)		I2-Fin:	22.33	(16)	0.71
				Fin:	53.77	(11)					0.97
			Run2:	Int1:	15.39	(22)	I1-I2:	16.58	(29)	0.33	
				Int2:	31.97	(28)		I2-Fin:	22.29	(21)	1.02
				Fin:	54.26	(24)					1.64
Total:	Int1:	1:09.16	(14)				1.26				
	Int2:	1:25.74	(20)				1.99				
	Fin:	1:48.03	(18)				2.61				
16	LIGETY Ted Head	USA	Run1:	Int1:	15.10	(44)	I1-I2:	16.85	(50)	0.48	
				Int2:	31.95	(49)		I2-Fin:	22.22	(11)	1.22
				Fin:	54.17	(24)					1.37
			Run2:	Int1:	15.18	(5)	I1-I2:	15.92	(3)	0.12	
				Int2:	31.10	(3)		I2-Fin:	22.11	(12)	0.15
				Fin:	53.21	(6)					0.59
Total:	Int1:	1:09.35	(19)				1.45				
	Int2:	1:25.27	(12)				1.52				
	Fin:	1:47.38	(11)				1.96				

Number of Competitors: 82

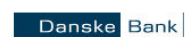
Bib	Name Ski	NSA	Positions			Partials			Difference		
			Pos.	Time	Rank	Pos.	Time	Rank	Time		
17	RAZZOLI Giuliano Fischer	ITA	Run1:	Int1:	14.91	(15)	I1-I2:	16.78	(41)	0.29	
				Int2:	31.69	(28)		I2-Fin:	22.36	(17)	0.96
				Fin:	54.05	(18)					1.25
			Run2:	Int1:	15.32	(15)	I1-I2:	16.48	(26)	0.26	
				Int2:	31.80	(24)		I2-Fin:	22.35	(22)	0.85
				Fin:	54.15	(22)					1.53
			Total:	Int1:	1:09.37	(20)				1.47	
				Int2:	1:25.85	(23)				2.10	
				Fin:	1:48.20	(21)				2.78	
18	THALER Patrick Fischer	ITA	Run1:	Int1:	15.02	(27)	I1-I2:	16.30	(4)	0.40	
				Int2:	31.32	(9)		I2-Fin:	22.14	(7)	0.59
				Fin:	53.46	(5)					0.66
			Run2:	Int1:	15.34	(16)	I1-I2:	15.94	(4)	0.28	
				Int2:	31.28	(6)		I2-Fin:	22.41	(24)	0.33
				Fin:	53.69	(15)					1.07
			Total:	Int1:	1:08.80	(7)				0.90	
				Int2:	1:24.74	(3)				0.99	
				Fin:	1:47.15	(6)				1.73	
19	YUASA Naoki Hart	JPN	Run1:	Int1:	15.15	(51)	I1-I2:	16.38	(8)	0.53	
				Int2:	31.53	(18)		I2-Fin:	22.85	(41)	0.80
				Fin:	54.38	(30)					1.58
			Run2:	Int1:	15.38	(21)	I1-I2:	16.22	(14)	0.32	
				Int2:	31.60	(14)		I2-Fin:	22.15	(14)	0.65
				Fin:	53.75	(16)					1.13
			Total:	Int1:	1:09.76	(31)				1.86	
				Int2:	1:25.98	(27)				2.23	
				Fin:	1:48.13	(19)				2.71	
20	KRISTOFFERSEN Henrik Rossignol	NOR	Run1:	Int1:	14.70	(2)	I1-I2:	16.63	(26)	0.08	
				Int2:	31.33	(10)		I2-Fin:	22.12	(6)	0.60
				Fin:	53.45	(4)					0.65
			Run2:	Int1:	15.24	(9)	I1-I2:	16.09	(8)	0.18	
				Int2:	31.33	(10)		I2-Fin:	21.57	(1)	0.38
				Fin:	52.90	(2)					0.28
			Total:	Int1:	1:08.69	(6)				0.79	
				Int2:	1:24.78	(4)				1.03	
				Fin:	1:46.35	(3)				0.93	
21	VOGEL Markus Fischer	SUI	Run1:	Int1:	14.87	(13)	I1-I2:	16.78	(41)	0.25	
				Int2:	31.65	(25)		I2-Fin:	22.85	(41)	0.92
				Fin:	54.50	(34)					1.70
			Run2:	Int1:			I1-I2:				
				Int2:				I2-Fin:			
				Fin:	DNQ						
			Total:	Int1:							
				Int2:							
				Fin:	DNQ						
22	GRANGE Jean-Baptiste Fischer	FRA	Run1:	Int1:	14.98	(23)	I1-I2:	16.58	(23)	0.36	
				Int2:	31.56	(22)		I2-Fin:	22.21	(9)	0.83
				Fin:	53.77	(11)					0.97
			Run2:	Int1:	15.24	(9)	I1-I2:	16.07	(7)	0.18	
				Int2:	31.31	(7)		I2-Fin:	22.09	(11)	0.36
				Fin:	53.40	(9)					0.78
			Total:	Int1:	1:09.01	(9)				1.11	
				Int2:	1:25.08	(9)				1.33	
				Fin:	1:47.17	(7)				1.75	

Number of Competitors: 82

Bib	Name Ski	NSA	Positions			Partials			Difference
			Pos.	Time	Rank	Pos.	Time	Rank	Time
23	VALENCIC Mitja Elan	SLO	Run1:	Int1:	15.08 (38)	I1-I2:	16.84 (47)	0.46	
				Int2:	31.92 (48)	I2-Fin:	22.88 (43)	1.19	
				Fin:	54.80 (46)			2.00	
			Run2:	Int1:		I1-I2:			
				Int2:		I2-Fin:			
				Fin:	DNQ				
Total:	Int1:								
	Int2:								
	Fin:	DNQ							
24	DEVILLE Cristian Voelkl	ITA	Run1:	Int1:	15.24 (65)	I1-I2:	16.86 (52)	0.62	
				Int2:	32.10 (58)	I2-Fin:	22.74 (35)	1.37	
				Fin:	54.84 (48)			2.04	
			Run2:	Int1:		I1-I2:			
				Int2:		I2-Fin:			
				Fin:	DNQ				
Total:	Int1:								
	Int2:								
	Fin:	DNQ							
25	CHODOUNSKY David Nordica	USA	Run1:	Int1:	14.96 (20)	I1-I2:	16.92 (57)	0.34	
				Int2:	31.88 (45)	I2-Fin:	22.63 (30)	1.15	
				Fin:	54.51 (35)			1.71	
			Run2:	Int1:		I1-I2:			
				Int2:		I2-Fin:			
				Fin:	DNQ				
Total:	Int1:								
	Int2:								
	Fin:	DNQ							
26	KHOROSHILOV Alexander Fischer	RUS	Run1:	Int1:	14.95 (18)	I1-I2:	16.68 (31)	0.33	
				Int2:	31.63 (23)	I2-Fin:	22.66 (31)	0.90	
				Fin:	54.29 (26)			1.49	
			Run2:	Int1:	15.34 (16)	I1-I2:	16.38 (24)	0.28	
				Int2:	31.72 (22)	I2-Fin:	22.19 (15)	0.77	
				Fin:	53.91 (19)			1.29	
Total:	Int1:	1:09.63 (25)			1.73				
	Int2:	1:26.01 (28)			2.26				
	Fin:	1:48.20 (21)			2.78				
27	JANYK Michael Rossignol	CAN	Run1:	Int1:	15.09 (42)	I1-I2:	16.54 (19)	0.47	
				Int2:	31.63 (23)	I2-Fin:	22.74 (35)	0.90	
				Fin:	54.37 (28)			1.57	
			Run2:	Int1:	15.37 (20)	I1-I2:	16.23 (16)	0.31	
				Int2:	31.60 (14)	I2-Fin:	22.21 (17)	0.65	
				Fin:	53.81 (17)			1.19	
Total:	Int1:	1:09.74 (29)			1.84				
	Int2:	1:25.97 (26)			2.22				
	Fin:	1:48.18 (20)			2.76				
28	BAECK Axel Rossignol	SWE	Run1:	Int1:	14.73 (3)	I1-I2:	16.56 (22)	0.11	
				Int2:	31.29 (7)	I2-Fin:	22.56 (26)	0.56	
				Fin:	53.85 (15)			1.05	
			Run2:	Int1:	15.25 (11)	I1-I2:	16.51 (27)	0.19	
				Int2:	31.76 (23)	I2-Fin:		0.81	
				Fin:	DNF				
Total:	Int1:								
	Int2:								
	Fin:	DNF							

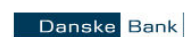
Number of Competitors: 82

Bib	Name Ski	NSA	Positions			Partials			Difference
			Pos.	Time	Rank	Pos.	Time	Rank	Time
29	KASPER Nolan Fischer	USA	Run1:	Int1:	15.16 (53)	I1-I2:	16.95 (60)	0.54	
				Int2:	32.11 (59)	I2-Fin:	23.12 (55)		1.38
				Fin:	55.23 DSQ				
			Run2:	Int1:		I1-I2:		0.00	
				Int2:		I2-Fin:			
	Fin:	DSQ							
Total:	Int1:								
	Int2:								
	Fin:								
30	NANI Roberto Voelkl	ITA	Run1:	Int1:	15.14 (48)	I1-I2:	17.05 (65)	0.52	
				Int2:	32.19 (62)	I2-Fin:	22.92 (44)		1.46
				Fin:	55.11 (55)			2.31	
			Run2:	Int1:		I1-I2:			
				Int2:		I2-Fin:			
	Fin:	DNQ							
Total:	Int1:								
	Int2:								
	Fin:	DNQ							
31	FELLER Manuel Head	AUT	Run1:	Int1:	15.23 (63)	I1-I2:	16.45 (12)	0.61	
				Int2:	31.68 (27)	I2-Fin:	23.53 (68)		0.95
				Fin:	55.21 (56)			2.41	
			Run2:	Int1:		I1-I2:			
				Int2:		I2-Fin:			
	Fin:	DNQ							
Total:	Int1:								
	Int2:								
	Fin:	DNQ							
32	NORDBOTTEN Jonathan Head	NOR	Run1:	Int1:	14.86 (11)	I1-I2:	17.22 (69)	0.24	
				Int2:	32.08 (56)	I2-Fin:	22.22 (11)		1.35
				Fin:	54.30 (27)			1.50	
			Run2:	Int1:	15.39 (22)	I1-I2:	16.67 (31)	0.33	
				Int2:	32.06 (30)	I2-Fin:	22.19 (15)		1.11
	Fin:	54.25 (23)			1.63				
Total:	Int1:	1:09.69 (27)			1.79				
	Int2:	1:26.36 (31)			2.61				
	Fin:	1:48.55 (26)			3.13				
33	STUTZ Paul Fischer	CAN	Run1:	Int1:	15.01 (24)	I1-I2:	17.00 (63)	0.39	
				Int2:	32.01 (54)	I2-Fin:	22.75 (37)		1.28
				Fin:	54.76 (42)			1.96	
			Run2:	Int1:		I1-I2:			
				Int2:		I2-Fin:			
	Fin:	DNQ							
Total:	Int1:								
	Int2:								
	Fin:	DNQ							
34	HAUGEN Leif Kristian Rossignol	NOR	Run1:	Int1:	15.01 (24)	I1-I2:	16.40 (9)	0.39	
				Int2:	31.41 (12)	I2-Fin:	22.39 (19)		0.68
				Fin:	53.80 (13)			1.00	
			Run2:	Int1:	15.45 (27)	I1-I2:	16.16 (11)	0.39	
				Int2:	31.61 (16)	I2-Fin:	22.27 (19)		0.66
	Fin:	53.88 (18)			1.26				
Total:	Int1:	1:09.25 (16)			1.35				
	Int2:	1:25.41 (14)			1.66				
	Fin:	1:47.68 (15)			2.26				



Number of Competitors: 82

Bib	Name Ski	NSA	Positions			Partials			Difference
			Pos.	Time	Rank	Pos.	Time	Rank	Time
35	SASAKI Akira Salomon	JPN	Run1:	Int1:	15.16 (53)	I1-I2:	16.53 (18)	0.54	
				Int2:	31.69 (28)	I2-Fin:	23.17 (57)	0.96	
				Fin:	54.86 (49)			2.06	
			Run2:	Int1:		I1-I2:			
				Int2:		I2-Fin:			
				Fin:	DNQ				
	Total:	Int1:							
		Int2:							
		Fin:	DNQ						
36	HOERL Wolfgang Voelkl	AUT	Run1:	Int1:	14.96 (20)	I1-I2:	16.88 (54)	0.34	
				Int2:	31.84 (39)	I2-Fin:	22.68 (32)	1.11	
				Fin:	54.52 (36)			1.72	
			Run2:	Int1:		I1-I2:			
				Int2:		I2-Fin:			
				Fin:	DNQ				
	Total:	Int1:							
		Int2:							
		Fin:	DNQ						
37	ZAMPA Adam Salomon	SVK	Run1:	Int1:	15.14 (48)	I1-I2:	16.41 (10)	0.52	
				Int2:	31.55 (19)	I2-Fin:	22.83 (40)	0.82	
				Fin:	54.38 (30)			1.58	
			Run2:	Int1:	15.30 (14)	I1-I2:	16.12 (10)	0.24	
				Int2:	31.42 (12)	I2-Fin:	21.85 (7)	0.47	
				Fin:	53.27 (8)			0.65	
	Total:	Int1:	1:09.68 (26)			1.78			
		Int2:	1:25.80 (21)			2.05			
		Fin:	1:47.65 (14)			2.23			
38	THOULE Nicolas Atomic	FRA	Run1:	Int1:	15.46 (73)	I1-I2:	16.54 (19)	0.84	
				Int2:	32.00 (52)	I2-Fin:	22.76 (38)	1.27	
				Fin:	54.76 (42)			1.96	
			Run2:	Int1:		I1-I2:			
				Int2:		I2-Fin:			
				Fin:	DNQ				
	Total:	Int1:							
		Int2:							
		Fin:	DNQ						
39	AERNI Luca Salomon	SUI	Run1:	Int1:	15.37 (70)	I1-I2:	17.20 (68)	0.75	
				Int2:	32.57 (69)	I2-Fin:	23.05 (52)	1.84	
				Fin:	55.62 (61)			2.82	
			Run2:	Int1:		I1-I2:			
				Int2:		I2-Fin:			
				Fin:	DNQ				
	Total:	Int1:							
		Int2:							
		Fin:	DNQ						
40	SPENCE Brad Rossignol	CAN	Run1:	Int1:	15.23 (63)	I1-I2:	16.82 (44)	0.61	
				Int2:	32.05 (55)	I2-Fin:	23.24 (59)	1.32	
				Fin:	55.29 (58)			2.49	
			Run2:	Int1:		I1-I2:			
				Int2:		I2-Fin:			
				Fin:	DNQ				
	Total:	Int1:							
		Int2:							
		Fin:	DNQ						



Number of Competitors: 82

Bib	Name Ski	NSA	Positions			Partials			Difference
			Pos.	Time	Rank	Pos.	Time	Rank	Time
41	GRANSTROM Colby Fischer	USA	Run1:	Int1:	14.88 (14)	I1-I2:	16.49 (15)	0.26	
				Int2:	31.37 (11)	I2-Fin:	23.06 (54)	0.64	
				Fin:	54.43 (33)			1.63	
			Run2:	Int1:		I1-I2:			
				Int2:		I2-Fin:			
				Fin:	DNQ				
	Total:	Int1:							
		Int2:							
		Fin:	DNQ						
42	TONETTI Riccardo Voelkl	ITA	Run1:	Int1:	15.07 (37)	I1-I2:	16.75 (37)	0.45	
				Int2:	31.82 (37)	I2-Fin:		1.09	
				Fin:	DNF				
			Run2:	Int1:		I1-I2:			
				Int2:		I2-Fin:			
				Fin:	DNF				
	Total:	Int1:							
		Int2:							
		Fin:	DNF						
43	PALONIEMI Santeri	FIN	Run1:	Int1:	15.09 (42)	I1-I2:	16.46 (13)	0.47	
				Int2:	31.55 (19)	I2-Fin:	22.56 (26)	0.82	
				Fin:	54.11 (22)			1.31	
			Run2:	Int1:	15.50 (28)	I1-I2:	16.34 (22)	0.44	
				Int2:	31.84 (25)	I2-Fin:	22.45 (25)	0.89	
				Fin:	54.29 (25)			1.67	
	Total:	Int1:	1:09.61 (24)			1.71			
		Int2:	1:25.95 (24)			2.20			
		Fin:	1:48.40 (24)			2.98			
44	MERMILLOD BLONDIN T. Salomon	FRA	Run1:	Int1:	14.81 (9)	I1-I2:	16.88 (54)	0.19	
				Int2:	31.69 (28)	I2-Fin:	23.29 (62)	0.96	
				Fin:	54.98 (52)			2.18	
			Run2:	Int1:		I1-I2:			
				Int2:		I2-Fin:			
				Fin:	DNQ				
	Total:	Int1:							
		Int2:							
		Fin:	DNQ						
45	ZENHAEUSERN Ramon Rossignol	SUI	Run1:	Int1:	15.37 (70)	I1-I2:	17.33 (75)	0.75	
				Int2:	32.70 (73)	I2-Fin:	23.16 (56)	1.97	
				Fin:	55.86 (65)			3.06	
			Run2:	Int1:		I1-I2:			
				Int2:		I2-Fin:			
				Fin:	DNQ				
	Total:	Int1:							
		Int2:							
		Fin:	DNQ						
46	KRYZL Krystof Blizzard	CZE	Run1:	Int1:	15.26 (66)	I1-I2:	16.96 (61)	0.64	
				Int2:	32.22 (63)	I2-Fin:	24.87 (75)	1.49	
				Fin:	DNF				
			Run2:	Int1:		I1-I2:			
				Int2:		I2-Fin:			
				Fin:	DNF				
	Total:	Int1:							
		Int2:							
		Fin:	DNF						

Number of Competitors: 82

Bib	Name Ski	NSA	Positions			Partials			Difference	
			Pos.	Time	Rank	Pos.	Time	Rank	Time	
47	GINI Marc Fischer	SUI	Run1:	Int1:	15.19	(57)	I1-I2:	17.15	(67)	0.57
				Int2:	32.34	(66)	I2-Fin:	22.36	(17)	1.61
				Fin:	54.70	(40)				1.90
			Run2:	Int1:			I1-I2:			
				Int2:			I2-Fin:			
			Fin:	DNQ						
	Total:		Int1:							
			Int2:							
			Fin:	DNQ						
48	BROWN Philip Rossignol	CAN	Run1:	Int1:	15.18	(56)	I1-I2:	17.23	(70)	0.56
				Int2:	32.41	(67)	I2-Fin:			1.68
				Fin:	DNF					
			Run2:	Int1:			I1-I2:			
				Int2:			I2-Fin:			
			Fin:	DNF						
	Total:		Int1:							
			Int2:							
			Fin:	DNF						
49	SAMSAL Dalibor Fischer	CRO	Run1:	Int1:	15.34	(67)	I1-I2:	16.94	(58)	0.72
				Int2:	32.28	(65)	I2-Fin:	22.42	(21)	1.55
				Fin:	54.70	(40)				1.90
			Run2:	Int1:			I1-I2:			
				Int2:			I2-Fin:			
			Fin:	DNQ						
	Total:		Int1:							
			Int2:							
			Fin:	DNQ						
50	RYDING David Fischer	GBR	Run1:	Int1:	15.05	(32)	I1-I2:	16.67	(28)	0.43
				Int2:	31.72	(32)	I2-Fin:	22.97	(49)	0.99
				Fin:	54.69	(39)				1.89
			Run2:	Int1:			I1-I2:			
				Int2:			I2-Fin:			
			Fin:	DNQ						
	Total:		Int1:							
			Int2:							
			Fin:	DNQ						
51	LAHDENPERAE Anton Nordica	SWE	Run1:	Int1:	15.04	(30)	I1-I2:	16.46	(13)	0.42
				Int2:	31.50	(17)	I2-Fin:	22.59	(29)	0.77
				Fin:	54.09	(20)				1.29
			Run2:	Int1:	15.23	(8)	I1-I2:	16.64	(30)	0.17
				Int2:	31.87	(26)	I2-Fin:	22.51	(26)	0.92
			Fin:	54.38	(26)				1.76	
	Total:		Int1:	1:09.32	(18)				1.42	
			Int2:	1:25.96	(25)				2.21	
			Fin:	1:48.47	(25)				3.05	
52	SCHMID Philipp	GER	Run1:	Int1:	14.96	(20)	I1-I2:	16.74	(36)	0.34
				Int2:	31.70	(31)	I2-Fin:	22.40	(20)	0.97
				Fin:	54.10	(21)				1.30
			Run2:	Int1:	15.36	(19)	I1-I2:	16.34	(22)	0.30
				Int2:	31.70	(21)	I2-Fin:			0.75
			Fin:	DNF						
	Total:		Int1:							
			Int2:							
			Fin:	DNF						

Number of Competitors: 82

Bib	Name Ski	NSA	Positions			Partials			Difference
			Pos.	Time	Rank	Pos.	Time	Rank	Time
53	LUITZ Stefan Rossignol	GER	Run1:	Int1:	15.05 (32)	I1-I2:	16.75 (37)	0.43	
				Int2:	31.80 (36)				I2-Fin:
				Fin:	54.76 (42)				
			Run2:	Int1:		I1-I2:			
				Int2:		I2-Fin:			
				Fin:	DNQ				
Total:	Int1:								
	Int2:								
	Fin:	DNQ							
54	BRANDENBURG Will Fischer	USA	Run1:	Int1:	15.08 (38)	I1-I2:	16.67 (28)	0.46	
				Int2:	31.75 (34)				I2-Fin:
				Fin:	54.98 (52)				
			Run2:	Int1:		I1-I2:			
				Int2:		I2-Fin:			
				Fin:	DNQ				
Total:	Int1:								
	Int2:								
	Fin:	DNQ							
55	SOLEVAAG Sebastian-Foss Voelki	NOR	Run1:	Int1:	15.03 (28)	I1-I2:	16.70 (33)	0.41	
				Int2:	31.73 (33)				I2-Fin:
				Fin:	53.98 (17)				
			Run2:	Int1:	15.25 (11)	I1-I2:	16.22 (14)	0.19	
				Int2:	31.47 (13)				I2-Fin:
				Fin:	53.26 (7)				
Total:	Int1:	1:09.23 (15)			1.33				
	Int2:	1:25.45 (15)			1.70				
	Fin:	1:47.24 (9)			1.82				
56	COUSINEAU Julien Fischer	CAN	Run1:	Int1:	15.08 (38)	I1-I2:	16.82 (44)	0.46	
				Int2:	31.90 (47)				I2-Fin:
				Fin:	54.89 (51)				
			Run2:	Int1:		I1-I2:			
				Int2:		I2-Fin:			
				Fin:	DNQ				
Total:	Int1:								
	Int2:								
	Fin:	DNQ							
57	MUFFAT-JEANDET Victor Atomic	FRA	Run1:	Int1:	15.53 (77)	I1-I2:	17.05 (65)	0.91	
				Int2:	32.58 (70)				I2-Fin:
				Fin:	55.63 (62)				
			Run2:	Int1:		I1-I2:			
				Int2:		I2-Fin:			
				Fin:	DNQ				
Total:	Int1:								
	Int2:								
	Fin:	DNQ							
58	SKUBE Matic Elan	SLO	Run1:	Int1:		I1-I2:			
				Int2:					I2-Fin:
				Fin:	DNF				
			Run2:	Int1:		I1-I2:			
				Int2:		I2-Fin:			
				Fin:	DNF				
Total:	Int1:								
	Int2:								
	Fin:	DNF							

Number of Competitors: 82

Bib	Name Ski	NSA	Positions			Partials			Difference		
			Pos.	Time	Rank	Pos.	Time	Rank	Time		
59	RIVAS Gabriel Head	FRA	Run1:	Int1:	15.21	(59)	I1-I2:	16.54	(19)	0.59	
				Int2:	31.75	(34)		I2-Fin:	22.44	(22)	1.02
				Fin:	54.19	(25)					1.39
			Run2:	Int1:	15.51	(29)	I1-I2:	16.51	(27)	0.45	
				Int2:	32.02	(29)		I2-Fin:	22.11	(12)	1.07
				Fin:	54.13	(21)					1.51
Total:	Int1:	1:09.70	(28)				1.80				
	Int2:	1:26.21	(30)				2.46				
	Fin:	1:48.32	(23)				2.90				
60	PLACE Francois Fischer	FRA	Run1:	Int1:	14.79	(8)	I1-I2:	16.67	(28)	0.17	
				Int2:	31.46	(15)		I2-Fin:	22.92	(44)	0.73
				Fin:	54.38	(30)					1.58
			Run2:	Int1:	15.61	(31)	I1-I2:			0.55	
				Int2:				I2-Fin:			
				Fin:	DNF						
Total:	Int1:										
	Int2:										
	Fin:	DNF									
61	YULE Daniel	SUI	Run1:	Int1:	15.34	(67)	I1-I2:	16.75	(37)	0.72	
				Int2:	32.09	(57)		I2-Fin:	22.51	(24)	1.36
				Fin:	54.60	(38)					1.80
			Run2:	Int1:			I1-I2:				
				Int2:				I2-Fin:			
				Fin:	DNQ						
Total:	Int1:										
	Int2:										
	Fin:	DNQ									
62	MURISIER Justin Atomic	SUI	Run1:	Int1:	15.43	(72)	I1-I2:	17.25	(72)	0.81	
				Int2:	32.68	(71)		I2-Fin:	23.26	(60)	1.95
				Fin:	55.94	(67)					3.14
			Run2:	Int1:			I1-I2:				
				Int2:				I2-Fin:			
				Fin:	DNQ						
Total:	Int1:										
	Int2:										
	Fin:	DNQ									
63	LIZEROUX Julien Fischer	FRA	Run1:	Int1:	15.01	(24)	I1-I2:	16.65	(27)	0.39	
				Int2:	31.66	(26)		I2-Fin:	22.71	(33)	0.93
				Fin:	54.37	(28)					1.57
			Run2:	Int1:	15.21	(6)	I1-I2:	16.10	(9)	0.15	
				Int2:	31.31	(7)		I2-Fin:	22.26	(18)	0.36
				Fin:	53.57	(11)					0.95
Total:	Int1:	1:09.58	(23)				1.68				
	Int2:	1:25.68	(19)				1.93				
	Fin:	1:47.94	(17)				2.52				
64	MINAGAWA Kentaro Voelki	JPN	Run1:	Int1:	15.46	(73)	I1-I2:	17.23	(70)	0.84	
				Int2:	32.69	(72)		I2-Fin:	23.45	(65)	1.96
				Fin:	56.14	(68)					3.34
			Run2:	Int1:			I1-I2:				
				Int2:				I2-Fin:			
				Fin:	DNQ						
Total:	Int1:										
	Int2:										
	Fin:	DNQ									



Number of Competitors: 82

Bib	Name Ski	NSA	Positions			Partials			Difference				
			Pos.	Time	Rank	Pos.	Time	Rank	Time				
65	JUNG Dong-hyun	KOR	Run1:	Int1:	15.36	(69)	I1-I2:	16.86	(52)	0.74			
				Int2:	32.22	(63)					I2-Fin:	23.32	(63)
				Fin:	55.54	(59)							
			Run2:	Int1:		I1-I2:							
				Int2:					I2-Fin:				
				Fin:	DNQ								
Total:	Int1:		I1-I2:										
	Int2:					I2-Fin:							
	Fin:	DNQ											
66	RONCI Giordano Salomon	ITA	Run1:	Int1:	15.49	(75)	I1-I2:	17.42	(76)	0.87			
				Int2:	32.91	(76)					I2-Fin:	23.49	(66)
				Fin:	56.40	(71)							
			Run2:	Int1:		I1-I2:							
				Int2:					I2-Fin:				
				Fin:	DNQ								
Total:	Int1:		I1-I2:										
	Int2:					I2-Fin:							
	Fin:	DNQ											
67	SAXVALL Per Head	SWE	Run1:	Int1:	15.04	(30)	I1-I2:	16.82	(44)	0.42			
				Int2:	31.86	(42)					I2-Fin:	22.71	(33)
				Fin:	54.57	(37)							
			Run2:	Int1:		I1-I2:							
				Int2:					I2-Fin:				
				Fin:	DNQ								
Total:	Int1:		I1-I2:										
	Int2:					I2-Fin:							
	Fin:	DNQ											
68	MALMSTROM Victor Atomic	FIN	Run1:	Int1:	15.10	(44)	I1-I2:			0.48			
				Int2:		I2-Fin:							
				Fin:	DNF								
			Run2:	Int1:		I1-I2:							
				Int2:					I2-Fin:				
				Fin:	DNF								
Total:	Int1:		I1-I2:										
	Int2:					I2-Fin:							
	Fin:	DNF											
69	TREJBAL Filip Dynastar	CZE	Run1:	Int1:	15.16	(53)	I1-I2:	16.84	(47)	0.54			
				Int2:	32.00	(52)					I2-Fin:	22.79	(39)
				Fin:	54.79	(45)							
			Run2:	Int1:		I1-I2:							
				Int2:					I2-Fin:				
				Fin:	DNQ								
Total:	Int1:		I1-I2:										
	Int2:					I2-Fin:							
	Fin:	DNQ											
70	KOHNO Kyohsuke	JPN	Run1:	Int1:	15.50	(76)	I1-I2:	16.91	(56)	0.88			
				Int2:	32.41	(67)					I2-Fin:	23.36	(64)
				Fin:	55.77	(63)							
			Run2:	Int1:		I1-I2:							
				Int2:					I2-Fin:				
				Fin:	DNQ								
Total:	Int1:		I1-I2:										
	Int2:					I2-Fin:							
	Fin:	DNQ											

Number of Competitors: 82

Bib	Name Ski	NSA	Positions			Partials			Difference Time
			Pos.	Time	Rank	Pos.	Time	Rank	
71	MATT Michael	AUT	Run1:	Int1:	15.22 (60)	I1-I2:		0.60	
				Int2:		I2-Fin:			
				Fin:	DNF				
			Run2:	Int1:		I1-I2:			
				Int2:		I2-Fin:			
				Fin:	DNF				
Total:	Int1:								
	Int2:								
	Fin:	DNF							
72	ALAERTS Kai	BEL	Run1:	Int1:	15.14 (48)	I1-I2:	17.03 (64)	0.52	
				Int2:	32.17 (61)	I2-Fin:	24.02 (73)		
				Fin:	56.19 (69)				
			Run2:	Int1:		I1-I2:			
				Int2:		I2-Fin:			
				Fin:	DNQ				
Total:	Int1:								
	Int2:								
	Fin:	DNQ							
73	ZVEJNIEKS Kristaps	LAT	Run1:	Int1:	15.22 (60)	I1-I2:	16.75 (37)	0.60	
				Int2:	31.97 (51)	I2-Fin:	23.85 (69)		
				Fin:	55.82 (64)				
			Run2:	Int1:		I1-I2:			
				Int2:		I2-Fin:			
				Fin:	DNQ				
Total:	Int1:								
	Int2:								
	Fin:	DNQ							
74	SCHMIDIGER Reto Rossignol	SUI	Run1:	Int1:	15.19 (57)	I1-I2:	16.97 (62)	0.57	
				Int2:	32.16 (60)	I2-Fin:	22.92 (44)		
				Fin:	55.08 (54)				
			Run2:	Int1:		I1-I2:			
				Int2:		I2-Fin:			
				Fin:	DNQ				
Total:	Int1:								
	Int2:								
	Fin:	DNQ							
75	MAYTAKOV Sergei Rossignol	RUS	Run1:	Int1:	15.11 (46)	I1-I2:	16.85 (50)	0.49	
				Int2:	31.96 (50)	I2-Fin:	23.27 (61)		
				Fin:	55.23 (57)				
			Run2:	Int1:		I1-I2:			
				Int2:		I2-Fin:			
				Fin:	DNQ				
Total:	Int1:								
	Int2:								
	Fin:	DNQ							
76	ISHII Tomoya Salomon	JPN	Run1:	Int1:	15.05 (32)	I1-I2:		0.43	
				Int2:		I2-Fin:			
				Fin:	DNF				
			Run2:	Int1:		I1-I2:			
				Int2:		I2-Fin:			
				Fin:	DNF				
Total:	Int1:								
	Int2:								
	Fin:	DNF							

Number of Competitors: 82

Bib	Name Ski	NSA	Positions			Partials			Difference
			Pos.	Time	Rank	Pos.	Time	Rank	Time
77	WIESER Manuel Fischer	AUT	Run1:	Int1:	15.22 (60)	I1-I2:	16.62 (24)	0.60	
				Int2:	31.84 (39)	I2-Fin:		1.11	
				Fin:	DNF				
			Run2:	Int1:		I1-I2:			
			Int2:		I2-Fin:				
			Fin:	DNF					
			Total:	Int1:					
				Int2:					
				Fin:	DNF				
78	SIMARI BIRKNER C. Atomic	ARG	Run1:	Int1:	15.63 (79)	I1-I2:	17.26 (73)	1.01	
				Int2:	32.89 (75)	I2-Fin:	23.49 (66)	2.16	
				Fin:	56.38 (70)			3.58	
			Run2:	Int1:		I1-I2:			
			Int2:		I2-Fin:				
			Fin:	DNQ					
			Total:	Int1:					
				Int2:					
				Fin:	DNQ				
79	HENTTINEN Jens Fischer	FIN	Run1:	Int1:	15.15 (51)	I1-I2:	16.72 (34)	0.53	
				Int2:	31.87 (44)	I2-Fin:	22.96 (47)	1.14	
				Fin:	54.83 (47)			2.03	
			Run2:	Int1:		I1-I2:			
			Int2:		I2-Fin:				
			Fin:	DNQ					
			Total:	Int1:					
				Int2:					
				Fin:	DNQ				
80	DAHL Juho	FIN	Run1:	Int1:	15.55 (78)	I1-I2:	17.28 (74)	0.93	
				Int2:	32.83 (74)	I2-Fin:	23.03 (51)	2.10	
				Fin:	55.86 (65)			3.06	
			Run2:	Int1:		I1-I2:			
			Int2:		I2-Fin:				
			Fin:	DNQ					
			Total:	Int1:					
				Int2:					
				Fin:	DNQ				
81	KUUKKA Justus Fischer	FIN	Run1:	Int1:	15.75 (80)	I1-I2:	17.55 (77)	1.13	
				Int2:	33.30 (77)	I2-Fin:	23.88 (70)	2.57	
				Fin:	57.18 (72)			4.38	
			Run2:	Int1:		I1-I2:			
			Int2:		I2-Fin:				
			Fin:	DNQ					
			Total:	Int1:					
				Int2:					
				Fin:	DNQ				

Number of Competitors: 82

Bib	Name Ski	NSA	Positions			Partials			Difference
			Pos.	Time	Rank	Pos.	Time	Rank	Time
82	CHRAPEK Adam	POL	Run1:	Int1:	16.05 (81)	I1-I2:	17.95 (78)	1.43	
				Int2:	34.00 (78)	I2-Fin:	23.92 (71)	3.27	
				Fin:	57.92 (73)			5.12	
			Run2:	Int1:		I1-I2:			
				Int2:		I2-Fin:			
				Fin:	DNQ				
			Total:	Int1:					
				Int2:					
				Fin:	DNQ				

LEGEND

Pos Intermediate or Speed Position **DNQ** Did Not Qualify **Int2:** Intermediate 2 **Run2** Second Run **Run1** First Run
Total First + Second Run **Int1:** Intermediate 1 **DNF** Did Not Finish **DSQ** Disqualified **Fin:** Finish

17-11-2013 / Levi (FIN) / 0073

Page 15/15

Data Processing by LONGINES

www.fis-ski.com

LONGINES Timing

Generation Date: SUN 17 NOV 2013

Time: 14:54

Document: 77B 1.0





Audi
FIS Ski World Cup

AUDI

FIS SKI WORLD CUP 2013/14



AFTER 1st MEN'S SLALOM SLALOM FIS WCSL LIST

Number of Competitors: 57

17 NOV 2013 Levi (FIN)

Rank	FIS Code	Name	NSA	1	Base	- X	+ Y	WCSL-SL
1	53831	HIRSCHER Marcel	AUT	100	880	88	100	892
2	201702	NEUREUTHER Felix	GER	4	646	65	4	585
3	380260	KOSTELIC Ivica	CRO	50	480	48	50	482
4	501017	MYHRER Andre	SWE	-	452	45	-	407
5	50707	MATT Mario	AUT	80	354	35	80	399
6	292491	MOELGG Manfred	ITA	-	320	32	-	288
7	202462	DOPFER Fritz	GER	22	264	26	22	260
8	194364	PINTURALT Alexis	FRA	-	244	24	-	220
9	501111	HARGIN Mattias	SWE	45	189	19	45	215
10	501101	BYGGMARK Jens	SWE	-	226	23	-	203
11	50625	RAICH Benjamin	AUT	32	170	17	32	185
12	290732	THALER Patrick	ITA	40	160	16	40	184
13	192506	MISSILLIER Steve	FRA	26	171	17	26	180
14	293797	GROSS Stefano	ITA	15	182	18	15	179
15	50605	HERBST Reinfried	AUT	20	167	17	20	170
16	500656	LARSSON Markus	SWE	13	167	17	13	163
17	293098	RAZZOLI Giuliano	ITA	10	162	16	10	156
18	50624	PRANGER Manfred	AUT	-	172	17	-	155
19	422304	KRISTOFFERSEN Henrik	NOR	60	98	10	60	148
20	301709	YUASA Naoki	JPN	12	143	14	12	141
21	534562	LIGETY Ted	USA	24	128	13	24	139
22	192665	GRANGE Jean-Baptiste	FRA	36	74	7	36	103
23	511174	VOGEL Markus	SUI	-	82	8	-	74
24	560355	VALENCIC Mitja	SLO	-	73	7	-	66
25	480736	KHOROSHILOV Alexander	RUS	10	61	6	10	65
26	102435	JANYK Michael	CAN	11	57	6	11	62
27	291145	DEVILLE Cristian	ITA	-	66	7	-	59
28	534508	CHODOUNSKY David	USA	-	65	7	-	58
29	421669	HAUGEN Leif Kristian	NOR	16	46	5	16	57
30	501223	BAECK Axel	SWE	-	56	6	-	50
30	532138	KASPER Nolan	USA	-	56	6	-	50
32	700830	ZAMPA Adam	SVK	18	34	3	18	49
33	294890	NANI Roberto	ITA	-	49	5	-	44
34	150644	KRYZL Krystof	CZE	-	46	5	-	41
35	50981	HOERL Wolfgang	AUT	-	45	5	-	40



AFTER 1st MEN'S SLALOM
SLALOM FIS WCSL LIST

Number of Competitors: 57				17 NOV 2013 Levi			(FIN)
Rank	FIS Code	Name	NSA	1	Base	- X	+ Y = WCSL-SL
36	511127	GINI Marc	SUI	-	40	4	- 36
37	180703	PALONIEMI Santeri	FIN	7	30	3	7 34
38	194207	THEOLIER Steven	FRA	-	37	4	- 33
39	54063	FELLER Manuel	AUT	-	34	3	- 31
40	192504	MERMILLOD BLONDIN T.	FRA	-	32	3	- 29
40	422082	SOLEVAAG Sebastian-Foss	NOR	29	-	-	29 29
42	102912	SPENCE Brad	CAN	-	30	3	- 27
43	193967	MUFFAT-JEANDET Victor	FRA	-	28	3	- 25
44	201891	SCHMID Philipp	GER	-	26	3	- 23
45	511983	AERNI Luca	SUI	-	22	2	- 20
45	193334	RIVAS Gabriel	FRA	8	13	1	8 20
45	301312	SASAKI Akira	JPN	-	22	2	- 20
48	511902	ZENHAEUSERN Ramon	SUI	-	19	2	- 17
49	530165	BRANDENBURG Will	USA	-	16	2	- 14
49	191459	LIZEROUX Julien	FRA	14	-	-	14 14
51	291318	TONETTI Riccardo	ITA	-	12	1	- 11
52	194212	THOULE Nicolas	FRA	-	9	1	- 8
53	501116	LAHDENPERAE Anton	SWE	6	-	-	6 6
54	421860	NORDBOTTEN Jonathan	NOR	5	-	-	5 5
55	421849	JOHANSEN Truls	NOR	-	5	1	- 4
55	220689	RYDING David	GBR	-	5	1	- 4
57	511908	SCHMIDIGER Reto	SUI	-	3	-	- 3

Number of Competitors per Nation until 60th position

AUT : 7	CAN : 2	CRO : 1	CZE : 1	FIN : 1	FRA : 9
GBR : 1	GER : 3	ITA : 7	JPN : 2	NOR : 5	RUS : 1
SLO : 1	SUI : 5	SVK : 1	SWE : 6	USA : 4	

LEGEND

Base Last season WCSL points
X (Base / number of planned races in the current season) * number of completed races in the current season
Y WC points won in the current season
WCSL-SL World Cup Start List points for Slalom

17-11-2013 / Levi (FIN) / 0073

Page 2/2

www.fis-ski.com

Generation Date: SUN 17 NOV 2013

Time: 14:51

Document: 60A 1.0





Audi
FIS Ski World Cup

AUDI

FIS SKI WORLD CUP 2013/14



AFTER 1st MEN'S SLALOM OVERALL FIS WCSL LIST

Number of Competitors: 160

Rank	FIS Code	Name	NSA	WCSL	DH	SL	GS	SG	SC
1	53831	HIRSCHER Marcel	AUT	1534	-	892 (1)	642 (2)	-	-
2	421328	SVINDAL Aksel Lund	NOR	1440	539 (1)	-	298 (5)	540 (1)	63 (12)
3	534562	LIGETY Ted	USA	1327	-	139 (21)	829 (1)	259 (4)	100 (6)
4	380260	KOSTELIC Ivica	CRO	935	18 (46)	482 (3)	148 (15)	27 (32)	260 (1)
5	194364	PINTURAUULT Alexis	FRA	910	-	220 (8)	410 (3)	60 (22)	220 (2)
6	201702	NEUREUTHER Felix	GER	814	-	585 (2)	229 (8)	-	-
7	50742	REICHELT Hannes	AUT	647	290 (5)	-	124 (18)	211 (7)	22 (23)
8	292491	MOELGG Manfred	ITA	615	-	288 (6)	327 (4)	-	-
9	511383	FEUZ Beat	SUI	578	267 (6)	-	-	211 (7)	100 (6)
10	293006	INNERHOFER Christof	ITA	576	388 (4)	-	-	143 (12)	45 (15)
11	291459	PARIS Dominik	ITA	571	458 (2)	-	-	44 (25)	69 (11)
12	50753	KROELL Klaus	AUT	535	431 (3)	-	-	104 (17)	-
13	192746	THEAUX Adrien	FRA	498	258 (8)	-	-	220 (6)	20 (25)
14	53902	MAYER Matthias	AUT	471	112 (26)	-	13 (41)	273 (2)	73 (10)
15	501017	MYHRER Andre	SWE	469	-	407 (4)	62 (27)	-	-
16	202462	DOPFER Fritz	GER	464	-	260 (7)	204 (10)	-	-
17	421483	JANSRUD Kjetil	NOR	462	184 (13)	-	84 (25)	154 (10)	40 (16)
18	50625	RAICH Benjamin	AUT	411	-	185 (11)	159 (14)	17 (41)	50 (13)
19	292514	HEEL Werner	ITA	408	184 (13)	-	-	224 (5)	-
20	50707	MATT Mario	AUT	399	-	399 (5)	-	-	-
21	50858	STREITBERGER Georg	AUT	382	205 (9)	-	-	177 (9)	-
22	102263	GUAY Erik	CAN	378	267 (6)	-	-	111 (15)	-
23	192506	MISSILLIER Steve	FRA	347	-	180 (13)	167 (13)	-	-
24	51215	BAUMANN Romed	AUT	345	119 (22)	-	22 (35)	85 (19)	119 (3)
25	191740	CLAREY Johan	FRA	282	174 (15)	-	-	108 (16)	-
25	532431	MILLER Bode	USA	282	205 (9)	-	18 (39)	43 (26)	16 (27)
27	293550	MARSAGLIA Matteo	ITA	280	7 (54)	-	-	273 (2)	-
28	51327	PUCHNER Joachim	AUT	278	114 (24)	-	-	154 (10)	10 (32)
29	53817	FRANZ Max	AUT	269	201 (11)	-	-	68 (21)	-
30	180570	ROMAR Andreas	FIN	265	101 (30)	-	-	58 (23)	106 (5)
31	510727	DEFAGO Didier	SUI	255	106 (27)	-	116 (19)	33 (30)	-
32	191750	FANARA Thomas	FRA	246	-	-	246 (6)	-	-
32	102271	HUDEC Jan	CAN	246	132 (18)	-	-	114 (14)	-
34	180534	SANDELL Marcus	FIN	235	-	-	235 (7)	-	-
35	192504	MERMILLOD BLONDIN T.	FRA	221	-	29 (40)	50 (31)	46 (24)	96 (8)
36	292455	FILL Peter	ITA	220	118 (23)	-	-	88 (18)	14 (30)
37	501111	HARGIN Mattias	SWE	215	-	215 (9)	-	-	-

17-11-2013 / Levi (FIN) / 0073

Page 1/4

www.fis-ski.com

Generation Date: SUN 17 NOV 2013

Time: 14:51

Document: 60B 1.0



AFTER 1st MEN'S SLALOM
OVERALL FIS WCSL LIST

Number of Competitors: 160

Rank	FIS Code	Name	NSA	WCSL	DH	SL	GS	SG	SC
38	51007	SCHOERGHOFER Philipp	AUT	211	-	-	211 (9)	-	-
39	191964	POISSON David	FRA	209	188 (12)	-	-	21 (37)	-
40	501101	BYGGMARK Jens	SWE	203	-	203 (10)	-	-	-
41	292120	SIMONCELLI Davide	ITA	189	-	-	189 (11)	-	-
42	511313	JANKA Carlo	SUI	188	35 (40)	-	6 (50)	29 (31)	118 (4)
43	290732	THALER Patrick	ITA	184	-	184 (12)	-	-	-
44	293797	GROSS Stefano	ITA	179	-	179 (14)	-	-	-
45	292000	BLARDONE Massimiliano	ITA	178	-	-	178 (12)	-	-
45	191746	DE TESSIERES Gauthier	FRA	178	-	-	51 (30)	127 (13)	-
47	50605	HERBST Reinfried	AUT	170	-	170 (15)	-	-	-
48	511139	KUENG Patrick	SUI	167	124 (19)	-	-	43 (26)	-
49	102899	OSBORNE-PARADIS Manuel	CAN	165	143 (16)	-	-	22 (35)	-
50	500656	LARSSON Markus	SWE	163	-	163 (16)	-	-	-
51	422304	KRISTOFFERSEN Henrik	NOR	160	-	148 (19)	12 (42)	-	-
52	293098	RAZZOLI Giuliano	ITA	156	-	156 (17)	-	-	-
53	50624	PRANGER Manfred	AUT	155	-	155 (18)	-	-	-
53	510890	ZURBRIGGEN Silvan	SUI	155	85 (32)	-	-	22 (35)	48 (14)
55	294277	KLOTZ Siegmur	ITA	150	50 (36)	-	-	74 (20)	26 (22)
56	51159	NOESIG Christoph	AUT	147	-	-	147 (16)	-	-
57	421669	HAUGEN Leif Kristian	NOR	145	-	57 (29)	88 (23)	-	-
58	51332	SCHEIBER Florian	AUT	142	102 (29)	-	-	37 (29)	3 (38)
59	301709	YUASA Naoki	JPN	141	-	141 (20)	-	-	-
60	53985	MATHIS Marcel	AUT	140	-	-	140 (17)	-	-
61	561067	PERKO Rok	SLO	138	120 (21)	-	-	18 (39)	-
62	533131	SULLIVAN Marco	USA	134	134 (17)	-	-	-	-
63	560447	SPORN Andrej	SLO	131	123 (20)	-	-	8 (47)	-
64	530874	GANONG Travis	USA	121	114 (24)	-	-	7 (48)	-
65	533866	NYMAN Steven	USA	112	105 (28)	-	-	7 (48)	-
66	191423	RICHARD Cyprien	FRA	110	-	-	110 (20)	-	-
67	192665	GRANGE Jean-Baptiste	FRA	103	-	103 (22)	-	-	-
68	192932	FAYED Guillermo	FRA	99	83 (34)	-	-	16 (42)	-
69	202437	LUITZ Stefan	GER	98	-	-	98 (21)	-	-
70	700830	ZAMPA Adam	SVK	97	-	49 (32)	26 (34)	-	22 (23)
71	294890	NANI Roberto	ITA	96	-	44 (33)	52 (29)	-	-
72	194190	ROGER Brice	FRA	93	85 (32)	-	-	-	8 (33)
72	511352	VILETTA Sandro	SUI	93	-	-	-	19 (38)	74 (9)
74	194495	FAIVRE Mathieu	FRA	92	-	-	92 (22)	-	-
75	293141	VARETONI Silvano	ITA	89	89 (31)	-	-	-	-
76	292967	EISATH Florian	ITA	88	-	-	88 (23)	-	-
77	193967	MUFFAT-JEANDET Victor	FRA	84	-	25 (43)	46 (32)	-	13 (31)
78	511174	VOGEL Markus	SUI	74	-	74 (23)	-	-	-
79	103271	THOMSEN Benjamin	CAN	72	69 (35)	-	-	3 (53)	-
80	480736	KHOROSHILOV Alexander	RUS	70	-	65 (25)	-	-	5 (36)
81	560355	VALENCIC Mitja	SLO	66	-	66 (24)	-	-	-
82	501324	OLSSON Matts	SWE	64	-	-	64 (26)	-	-
83	102435	JANYK Michael	CAN	62	-	62 (26)	-	-	-
84	291145	DEVILLE Cristian	ITA	59	-	59 (27)	-	-	-

17-11-2013 / Levi (FIN) / 0073

Page 2/4

www.fis-ski.com

Generation Date: SUN 17 NOV 2013

Time: 14:51

Document: 60B 1.0



AFTER 1st MEN'S SLALOM
OVERALL FIS WCSL LIST

Number of Competitors: 160

Rank	FIS Code	Name	NSA	WCSL	DH	SL	GS	SG	SC
85	534508	CHODOUNSKY David	USA	58	-	58 (28)	-	-	-
86	534959	JITLOFF Tim	USA	57	-	-	57 (28)	-	-
87	501223	BAECK Axel	SWE	50	-	50 (30)	-	-	-
87	532138	KASPER Nolan	USA	50	-	50 (30)	-	-	-
89	201811	STECHERT Tobias	GER	46	45 (37)	-	-	1 (55)	-
90	511852	CAVIEZEL Gino	SUI	43	-	-	43 (33)	-	-
91	201606	KEPPLER Stephan	GER	42	37 (39)	-	-	5 (51)	-
91	53981	KROELL Johannes	AUT	42	42 (38)	-	-	-	-
93	510997	BERTHOD Marc	SUI	41	-	-	9 (45)	-	32 (19)
93	150644	KRYZL Krystof	CZE	41	-	41 (34)	-	-	-
95	50981	HOERL Wolfgang	AUT	40	-	40 (35)	-	-	-
95	561217	KOSI Klemen	SLO	40	-	-	-	-	40 (16)
95	380292	ZRNCIC-DIM Natko	CRO	40	-	-	-	-	40 (16)
98	531452	BIESEMEYER Thomas	USA	39	-	-	-	39 (28)	-
98	6530319	COCHRAN-SIEGLE Ryan	USA	39	6 (55)	-	-	27 (32)	6 (35)
100	511127	GINI Marc	SUI	36	-	36 (36)	-	-	-
101	180703	PALONIEMI Santeri	FIN	34	-	34 (37)	-	-	-
102	194207	THEOLIER Steven	FRA	33	-	33 (38)	-	-	-
103	400281	VAN HEEK Marvin	NED	32	32 (41)	-	-	-	-
104	54063	FELLER Manuel	AUT	31	-	31 (39)	-	-	-
104	202059	FERSTL Josef	GER	31	30 (42)	-	-	-	1 (39)
106	150398	BANK Ondrej	CZE	29	-	-	-	-	29 (20)
106	430429	BYDLINSKI Maciej	POL	29	-	-	-	-	29 (20)
106	422082	SOLEVAAG Sebastian-Foss	NOR	29	-	29 (40)	-	-	-
109	194167	MUZATON Maxence	FRA	27	20 (44)	-	-	-	7 (34)
109	102912	SPENCE Brad	CAN	27	-	27 (42)	-	-	-
111	530939	WEIBRECHT Andrew	USA	26	-	-	-	26 (34)	-
112	201891	SCHMID Philipp	GER	23	-	23 (44)	-	-	-
113	53968	BERTHOLD Frederic	AUT	22	22 (43)	-	-	-	-
114	990048	BORSOTTI Giovanni	ITA	21	-	-	21 (36)	-	-
114	990116	DE ALIPRANDINI Luca	ITA	21	-	-	21 (36)	-	-
114	420148	KARLSEN Truls Ove	NOR	21	-	-	21 (36)	-	-
117	511983	AERNI Luca	SUI	20	-	20 (45)	-	-	-
117	193334	RIVAS Gabriel	FRA	20	-	20 (45)	-	-	-
117	301312	SASAKI Akira	JPN	20	-	20 (45)	-	-	-
120	54005	STRIEDINGER Otmar	AUT	19	19 (45)	-	-	-	-
121	20267	ESTEVE Kevin	AND	18	-	-	-	-	18 (26)
121	102873	KUCERA John	CAN	18	-	-	-	18 (39)	-
121	501076	OLSSON Hans	SWE	18	4 (56)	-	-	14 (43)	-
124	511902	ZENHAEUSERN Ramon	SUI	17	-	17 (48)	-	-	-
125	150495	VRABLIK Martin	CZE	16	-	-	-	-	16 (27)
126	191591	BERTRAND Yannick	FRA	15	4 (56)	-	-	11 (45)	-
126	193034	BOUILLOT Alexandre	FRA	15	15 (47)	-	-	-	-
126	191778	PICHOT Sebastien	FRA	15	-	-	-	-	15 (29)
129	421650	BJERKESTRAND Iver	NOR	14	-	-	-	14 (43)	-
129	530165	BRANDENBURG Will	USA	14	-	14 (49)	-	-	-
129	561216	KLINE Bostjan	SLO	14	8 (52)	-	-	6 (50)	-

17-11-2013 / Levi (FIN) / 0073

Page 3/4

www.fis-ski.com

Generation Date: SUN 17 NOV 2013

Time: 14:51

Document: 60B 1.0



AFTER 1st MEN'S SLALOM
OVERALL FIS WCSL LIST

Number of Competitors: 160

Rank	FIS Code	Name	NSA	WCSL	DH	SL	GS	SG	SC
129	191459	LIZEROUX Julien	FRA	14	-	14 (49)	-	-	-
129	511142	LUEOEND Vitus	SUI	14	14 (48)	-	-	-	-
129	200379	SANDER Andreas	GER	14	9 (51)	-	-	1 (55)	4 (37)
129	202265	STAUBITZER Benedikt	GER	14	-	-	14 (40)	-	-
136	101895	ROY Jean-Philippe	CAN	12	-	-	12 (42)	-	-
137	100558	COOK Dustin	CAN	11	-	-	8 (46)	3 (53)	-
137	561032	JAZBEC Janez	SLO	11	-	-	11 (44)	-	-
137	291318	TONETTI Riccardo	ITA	11	-	11 (51)	-	-	-
140	560332	JERMAN Andrej	SLO	10	10 (49)	-	-	-	-
140	202125	ZEPNIK Philipp	GER	10	10 (49)	-	-	-	-
142	501439	HEDIN Douglas	SWE	9	-	-	-	9 (46)	-
143	534939	FISHER Erik	USA	8	8 (52)	-	-	-	-
143	194212	THOULE Nicolas	FRA	8	-	8 (52)	-	-	-
145	930160	KELLEY Robby	USA	7	-	-	7 (47)	-	-
145	511718	PLEISCH Manuel	SUI	7	-	-	7 (47)	-	-
145	511741	ZURBRIGGEN Elia	SUI	7	-	-	7 (47)	-	-
148	501116	LAHDENPERAE Anton	SWE	6	-	6 (53)	-	-	-
149	421860	NORDBOTTEN Jonathan	NOR	5	-	5 (54)	-	-	-
150	531799	FORD Tommy	USA	4	-	-	4 (51)	-	-
150	421849	JOHANSEN Truls	NOR	4	-	4 (55)	-	-	-
150	511847	MANI Nils	SUI	4	4 (56)	-	-	-	-
150	481148	MAYTAKOV Sergei	RUS	4	-	-	4 (51)	-	-
150	934568	RUBIE Brennan	USA	4	-	-	-	4 (52)	-
150	220689	RYDING David	GBR	4	-	4 (55)	-	-	-
150	511638	TUMLER Thomas	SUI	4	-	-	4 (51)	-	-
157	103385	PRIDY Conrad	CAN	3	3 (59)	-	-	-	-
157	511908	SCHMIDIGER Reto	SUI	3	-	3 (57)	-	-	-
159	510747	GRUENENFELDER Tobias	SUI	2	2 (60)	-	-	-	-
160	934643	GOLDBERG Jared	USA	1	-	-	-	1 (55)	-

LEGEND

SC Super Combined points **DH** Downhill points **SG** Super-G points **WCSL** Overall points **SL** Slalom points
GS Giant Slalom points

17-11-2013 / Levi (FIN) / 0073

Page 4/4

www.fis-ski.com

Generation Date: SUN 17 NOV 2013

Time: 14:51

Document: 60B 1.0





Audi
FIS Ski World Cup

AUDI
FIS SKI WORLD CUP 2013/14



1st MEN'S SLALOM
SLALOM FIS WORLD CUP STANDINGS

Number of Competitors: 27

17 NOV 2013 Levi

(FIN)

Rank	FIS Code	Name	NSA	1	WC-SL	Diff.
1	53831	HIRSCHER Marcel	AUT	100	100	
2	50707	MATT Mario	AUT	80	80	- 20
3	422304	KRISTOFFERSEN Henrik	NOR	60	60	- 40
4	380260	KOSTELIC Ivica	CRO	50	50	- 50
5	501111	HARGIN Mattias	SWE	45	45	- 55
6	290732	THALER Patrick	ITA	40	40	- 60
7	192665	GRANGE Jean-Baptiste	FRA	36	36	- 64
8	50625	RAICH Benjamin	AUT	32	32	- 68
9	422082	SOLEVAAG Sebastian-Foss	NOR	29	29	- 71
10	192506	MISSILLIER Steve	FRA	26	26	- 74
11	534562	LIGETY Ted	USA	24	24	- 76
12	202462	DOPFER Fritz	GER	22	22	- 78
13	50605	HERBST Reinfried	AUT	20	20	- 80
14	700830	ZAMPA Adam	SVK	18	18	- 82
15	421669	HAUGEN Leif Kristian	NOR	16	16	- 84
16	293797	GROSS Stefano	ITA	15	15	- 85
17	191459	LIZEROUX Julien	FRA	14	14	- 86
18	500656	LARSSON Markus	SWE	13	13	- 87
19	301709	YUASA Naoki	JPN	12	12	- 88
20	102435	JANYK Michael	CAN	11	11	- 89
21	480736	KHOROSHILOV Alexander	RUS	10	10	- 90
21	293098	RAZZOLI Giuliano	ITA	10	10	- 90
23	193334	RIVAS Gabriel	FRA	8	8	- 92
24	180703	PALONIEMI Santeri	FIN	7	7	- 93
25	501116	LAHDENPERAE Anton	SWE	6	6	- 94
26	421860	NORDBOTTEN Jonathan	NOR	5	5	- 95
27	201702	NEUREUTHER Felix	GER	4	4	- 96

LEGEND

WC-SL World Cup points for Slalom **Diff.** Points Difference

17-11-2013 / Levi (FIN) / 0073

Page 1/1

www.fis-ski.com

Generation Date: SUN 17 NOV 2013

Time: 14:51

Document: 25A 1.0





Audi
FIS Ski World Cup

AUDI

FIS SKI WORLD CUP 2013/14



1st MEN'S SLALOM

OVERALL FIS WORLD CUP STANDINGS

Number of Competitors: 49

Rank	FIS Code	Name	NSA	Points	DH	SL 1 race	GS 1 race	SG	SC
1	53831	HIRSCHER Marcel	AUT	160	-	100 (1)	60 (3)	-	-
2	534562	LIGETY Ted	USA	124	-	24 (11)	100 (1)	-	-
3	50707	MATT Mario	AUT	80	-	80 (2)	-	-	-
3	194364	PINTURAUULT Alexis	FRA	80	-	-	80 (2)	-	-
5	192506	MISSILLIER Steve	FRA	76	-	26 (10)	50 (4)	-	-
6	380260	KOSTELIC Ivica	CRO	74	-	50 (4)	24 (11)	-	-
7	422304	KRISTOFFERSEN Henrik	NOR	60	-	60 (3)	-	-	-
8	50625	RAICH Benjamin	AUT	52	-	32 (8)	20 (13)	-	-
9	421328	SVINDAL Aksel Lund	NOR	50	-	-	50 (4)	-	-
10	501111	HARGIN Mattias	SWE	45	-	45 (5)	-	-	-
11	180534	SANDELL Marcus	FIN	40	-	-	40 (6)	-	-
11	290732	THALER Patrick	ITA	40	-	40 (6)	-	-	-
13	191750	FANARA Thomas	FRA	36	-	-	36 (7)	-	-
13	192665	GRANGE Jean-Baptiste	FRA	36	-	36 (7)	-	-	-
15	202462	DOPFER Fritz	GER	32	-	22 (12)	10 (21)	-	-
15	191423	RICHARD Cyprien	FRA	32	-	-	32 (8)	-	-
17	194495	FAIVRE Mathieu	FRA	29	-	-	29 (9)	-	-
17	421669	HAUGEN Leif Kristian	NOR	29	-	16 (15)	13 (18)	-	-
17	422082	SOLEVAAG Sebastian-Foss	NOR	29	-	29 (9)	-	-	-
20	51007	SCHOERGHOFER Philipp	AUT	26	-	-	26 (10)	-	-
21	192504	MERMILLOD BLONDIN T.	FRA	24	-	-	24 (11)	-	-
22	50605	HERBST Reinfried	AUT	20	-	20 (13)	-	-	-
23	510727	DEFAGO Didier	SUI	18	-	-	18 (14)	-	-
23	700830	ZAMPA Adam	SVK	18	-	18 (14)	-	-	-
25	50742	REICHELTH Hannes	AUT	16	-	-	16 (15)	-	-
26	293797	GROSS Stefano	ITA	15	-	15 (16)	-	-	-
26	53985	MATHIS Marcel	AUT	15	-	-	15 (16)	-	-
28	292000	BLARDONE Massimiliano	ITA	14	-	-	14 (17)	-	-
28	191459	LIZEROUX Julien	FRA	14	-	14 (17)	-	-	-
30	500656	LARSSON Markus	SWE	13	-	13 (18)	-	-	-
31	532431	MILLER Bode	USA	12	-	-	12 (19)	-	-
31	301709	YUASA Naoki	JPN	12	-	12 (19)	-	-	-
33	102435	JANYK Michael	CAN	11	-	11 (20)	-	-	-
33	534959	JITLOFF Tim	USA	11	-	-	11 (20)	-	-
35	480736	KHOROSHILOV Alexander	RUS	10	-	10 (21)	-	-	-
35	293098	RAZZOLI Giuliano	ITA	10	-	10 (21)	-	-	-
37	202437	LUITZ Stefan	GER	9	-	-	9 (22)	-	-

17-11-2013 / Levi (FIN) / 0073

Page 1/2

www.fis-ski.com

Generation Date: SUN 17 NOV 2013

Time: 14:51

Document: 25B 1.0



1st MEN'S SLALOM
OVERALL FIS WORLD CUP STANDINGS

Number of Competitors: 49

Rank	FIS Code	Name	NSA	Points	DH	SL 1 race	GS 1 race	SG	SC
38	501017	MYHRER Andre	SWE	8	-	-	8 (23)	-	-
38	193334	RIVAS Gabriel	FRA	8	-	8 (23)	-	-	-
40	511852	CAVIEZEL Gino	SUI	7	-	-	7 (24)	-	-
40	180703	PALONIEMI Santeri	FIN	7	-	7 (24)	-	-	-
42	501116	LAHDENPERAE Anton	SWE	6	-	6 (25)	-	-	-
42	292491	MOELGG Manfred	ITA	6	-	-	6 (25)	-	-
44	292967	EISATH Florian	ITA	5	-	-	5 (26)	-	-
44	421860	NORDBOTTEN Jonathan	NOR	5	-	5 (26)	-	-	-
46	201702	NEUREUTHER Felix	GER	4	-	4 (27)	-	-	-
46	511638	TUMLER Thomas	SUI	4	-	-	4 (27)	-	-
48	501324	OLSSON Matts	SWE	3	-	-	3 (28)	-	-
49	191746	DE TESSIERES Gauthier	FRA	2	-	-	2 (29)	-	-

LEGEND

SC Super Combined points DH Downhill points SG Super-G points Points Overall points SL Slalom points
GS Giant Slalom points

17-11-2013 / Levi (FIN) / 0073

Page 2/2

www.fis-ski.com

Generation Date: SUN 17 NOV 2013

Time: 14:51

Document: 25B 1.0





Audi
FIS Ski World Cup

AUDI
FIS SKI WORLD CUP 2013/14



1st MEN'S SLALOM
MEN FIS NATION CUP

Number of Nations: 14

Rank	NSA		Points	Diff.	DH	SL	GS	SG	SC	TE
1	AUT	Austria	369		-	232	137	-	-	-
2	FRA	France	337	- 32	-	84	253	-	-	-
3	NOR	Norway	173	- 196	-	110	63	-	-	-
4	USA	United States of America	147	- 222	-	24	123	-	-	-
5	ITA	Italy	90	- 279	-	65	25	-	-	-
6	SWE	Sweden	75	- 294	-	64	11	-	-	-
7	CRO	Croatia	74	- 295	-	50	24	-	-	-
8	FIN	Finland	47	- 322	-	7	40	-	-	-
9	GER	Germany	45	- 324	-	26	19	-	-	-
10	SUI	Switzerland	29	- 340	-	-	29	-	-	-
11	SVK	Slovakia	18	- 351	-	18	-	-	-	-
12	JPN	Japan	12	- 357	-	12	-	-	-	-
13	CAN	Canada	11	- 358	-	11	-	-	-	-
14	RUS	Russian Federation	10	- 359	-	10	-	-	-	-





Audi
FIS Ski World Cup

AUDI FIS SKI WORLD CUP 2013/14



1st MEN'S SLALOM FIS OVERALL NATION CUP

Number of Nations: 17

Rk	NSA	Overall+TE			DH Points			SL Points			GS Points			SG Points			SC Points		
		M+W	M	W	M+W	M	W	M+W	M	W	M+W	M	W	M+W	M	W	M+W	M	W
1	AUT	656	369	287	-	-	-	330	232	98	326	137	189	-	-	-	-	-	-
2	FRA	427	337	90	-	-	-	112	84	28	315	253	62	-	-	-	-	-	-
3	GER	302	45	257	-	-	-	199	26	173	103	19	84	-	-	-	-	-	-
4	USA	291	147	144	-	-	-	124	24	100	167	123	44	-	-	-	-	-	-
5	SWE	264	75	189	-	-	-	178	64	114	86	11	75	-	-	-	-	-	-
6	NOR	214	173	41	-	-	-	146	110	36	68	63	5	-	-	-	-	-	-
7	SUI	192	29	163	-	-	-	26	-	26	166	29	137	-	-	-	-	-	-
8	ITA	135	90	45	-	-	-	74	65	9	61	25	36	-	-	-	-	-	-
9	CAN	106	11	95	-	-	-	80	11	69	26	-	26	-	-	-	-	-	-
10	SLO	75	-	75	-	-	-	60	-	60	15	-	15	-	-	-	-	-	-
11	CRO	74	74	-	-	-	-	50	50	-	24	24	-	-	-	-	-	-	-
12	FIN	47	47	-	-	-	-	7	7	-	40	40	-	-	-	-	-	-	-
13	LIE	45	-	45	-	-	-	-	-	-	45	-	45	-	-	-	-	-	-
14	SVK	18	18	-	-	-	-	18	18	-	-	-	-	-	-	-	-	-	-
15	JPN	12	12	-	-	-	-	12	12	-	-	-	-	-	-	-	-	-	-
16	RUS	10	10	-	-	-	-	10	10	-	-	-	-	-	-	-	-	-	-
17	CZE	3	-	3	-	-	-	3	-	3	-	-	-	-	-	-	-	-	-





Audi
FIS Ski World Cup

AUDI
FIS SKI WORLD CUP 2013/14



AFTER 1st MEN'S SLALOM
MANUFACTURERS STANDINGS MEN

Number of Manufacturers: 7

Rank	Manufacturer	Points	Diff.	DH	SL	GS	SG	SC
1	Atomic	160		-	100	60	-	-
2	Head	150	- 10	-	-	150	-	-
3	Salomon	130	- 30	-	-	130	-	-
3	Fischer	130	- 30	-	90	40	-	-
5	Blizzard	80	- 80	-	80	-	-	-
6	Rossignol	60	- 100	-	60	-	-	-
7	Nordica	45	- 115	-	45	-	-	-





Audi
FIS Ski World Cup

AUDI FIS SKI WORLD CUP 2013/14



AFTER 1st MEN'S SLALOM
MANUFACTURERS STANDINGS OVERALL

Number of Manufacturers: 8

Rk	Manuf.	Overall			DH Points			SL Points			GS Points			SG Points			SC Points		
		M+W	M	W	M+W	M	W	M+W	M	W	M+W	M	W	M+W	M	W	M+W	M	W
1	Atomic	475	160	315	-	-	-	250	100	150	225	60	165	-	-	-	-	-	-
2	Head	280	150	130	-	-	-	80	-	80	200	150	50	-	-	-	-	-	-
3	Rossignol	245	60	185	-	-	-	145	60	85	100	-	100	-	-	-	-	-	-
4	Salomon	130	130	-	-	-	-	-	-	-	130	130	-	-	-	-	-	-	-
4	Fischer	130	130	-	-	-	-	90	90	-	40	40	-	-	-	-	-	-	-
6	Nordica	105	45	60	-	-	-	45	45	-	60	-	60	-	-	-	-	-	-
7	Blizzard	80	80	-	-	-	-	80	80	-	-	-	-	-	-	-	-	-	-
8	Stoeckli	60	-	60	-	-	-	60	-	60	-	-	-	-	-	-	-	-	-

