



# Audi FIS Ski World Cup LEVI

## 15.-17.11.2013



### AUDI FIS SKI WORLD CUP 2013/14



#### Levi (FIN)



### 1st LADIES' SLALOM ALPHABETICAL LIST OF COMPETITORS

Number of Competitors: 78, Number of NSA: 23

NSA	FIS Code	Name	FIS Points (7th of November 2013 - List 4)									
			DH		SL		GS		SG		SC	
<b>AND</b> (1)	25096	<b>GUTIERREZ Mireia</b>	61.48	(187)	20.06	(145)	26.36	(289)	54.30	(325)	94.07	(259)
<b>AUT</b> (9)	56258	<b>AGER Christina</b>	258.88	(876)	12.82	(70)	22.56	(233)	27.48	(117)	27.91	(43)
	55807	<b>DAUM Alexandra</b>	587.29	(1157)	5.70	(27)	107.55	(1829)	222.52	(1614)	286.56	(877)
	56174	<b>HAASER Ricarda</b>	242.50	(831)	13.78	(76)	20.98	(203)	30.25	(134)	60.87	(123)
	55690	<b>HOSP Nicole</b>	19.62	(48)	4.98	(15)	14.86	(103)	5.60	(23)	1.38	(2)
	55759	<b>KIRCHGASSER Michaela</b>	33.31	(92)	4.74	(12)	5.41	(21)	33.62	(150)	3.25	(4)
	56032	<b>SCHILD Bernadette</b>	376.70	(1054)	4.09	(10)	11.84	(78)	203.90	(1548)	135.63	(428)
	55590	<b>SCHILD Marlies</b>	17.33	(42)	5.00	(16)	9.90	(57)	18.57	(70)	15.44	(36)
	55977	<b>THALMANN Carmen</b>	237.27	(824)	5.52	(25)	9.62	(54)	119.28	(957)	74.61	(173)
55838	<b>ZETTEL Kathrin</b>	24.13	(68)	3.40	(5)	2.72	(3)	10.99	(41)	4.03	(7)	
<b>BEL</b> (1)	65038	<b>PERSYN Karen</b>	999.00	(1218)	13.51	(73)	102.96	(1771)	498.63	(2018)	-	-
<b>CAN</b> (5)	105269	<b>GAGNON Marie-Michele</b>	44.92	(124)	4.96	(14)	5.32	(18)	18.43	(69)	4.68	(9)
	106633	<b>GOODMAN Anna</b>	135.65	(522)	7.09	(37)	55.29	(897)	404.52	(1939)	456.09	(1103)
	106961	<b>MIELZYNSKI Erin</b>	172.83	(644)	4.72	(11)	15.59	(111)	43.49	(226)	57.72	(108)
	107068	<b>PHELAN Brittany</b>	176.76	(658)	5.89	(29)	50.54	(778)	105.02	(813)	235.62	(759)
	106183	<b>TERWIEL Eili</b>	235.75	(818)	12.74	(69)	29.01	(332)	226.40	(1629)	146.01	(467)
<b>CRO</b> (1)	385041	<b>NOVOSELIC Sofija</b>	313.38	(971)	20.30	(147)	26.69	(295)	43.73	(228)	73.81	(171)
<b>CZE</b> (2)	155728	<b>DUBOVSKA Martina</b>	-	-	15.74	(99)	21.82	(217)	118.74	(951)	113.04	(331)
	155415	<b>STRACHOVA Sarka</b>	41.65	(118)	5.00	(16)	12.24	(81)	49.14	(270)	124.06	(384)
<b>EST</b> (1)	395015	<b>TOBI Triin</b>	201.44	(723)	64.52	(1002)	72.16	(1254)	129.39	(1042)	237.00	(766)
<b>FIN</b> (4)	185282	<b>HAPPONEN Emma</b>	-	-	29.12	(268)	35.10	(445)	144.87	(1175)	242.14	(778)
	185337	<b>HOLM Sandra</b>	517.08	(1128)	34.67	(369)	32.44	(394)	130.02	(1050)	402.21	(1053)
	185140	<b>POUTIAINEN Tanja</b>	793.32	(1198)	3.53	(7)	5.64	(24)	250.70	(1708)	66.28	(144)
	185317	<b>SOPPELA Merle</b>	-	-	12.66	(68)	18.24	(159)	170.82	(1377)	168.44	(543)
<b>FRA</b> (7)	195972	<b>AUBERT Sandrine</b>	254.88	(867)	9.00	(42)	40.27	(550)	88.88	(672)	92.38	(254)
	196725	<b>BARIOZ Taina</b>	57.50	(172)	23.95	(190)	5.86	(29)	60.24	(373)	64.01	(139)
	196726	<b>BARTHET Anne-Sophie</b>	53.83	(156)	5.99	(30)	5.79	(28)	37.22	(176)	5.99	(30)
	196179	<b>BERTRAND Marion</b>	548.42	(1139)	15.27	(90)	7.87	(42)	67.35	(449)	204.57	(673)

17-11-2013 / Levi (FIN) / 5076

Page 1/3

Data Processing by LONGINES

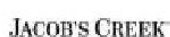
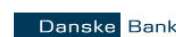
www.fis-ski.com

LONGINES Timing

Generation Date: FRI 15 NOV 2013

Time: 17:16

Document: 32E 1.0



**ALPHABETICAL LIST OF COMPETITORS**

Number of Competitors: 78, Number of NSA: 23

NSA	FIS Code	Name	FIS Points (7th of November 2013 - List 4)						
			DH	SL	GS	SG	SC		
<b>FRA</b> (7)	196793	<b>MARMOTTAN Anemone</b>	53.22 (155)	11.40 (55)	5.33 (19)	38.94 (183)	100.29 (285)		
	196806	<b>NOENS Nastasia</b>	61.75 (190)	5.82 (28)	19.66 (185)	85.75 (638)	38.55 (63)		
	196928	<b>WORLEY Tessa</b>	29.53 (81)	18.49 (124)	2.93 (5)	5.70 (24)	34.16 (49)		
<b>GBR</b> (1)	225525	<b>TILLEY Alexandra</b>	202.70 (727)	24.47 (198)	17.24 (141)	47.68 (256)	91.07 (246)		
<b>GER</b> (9)	206355	<b>DUERR Lena</b>	59.82 (179)	5.40 (22)	17.47 (150)	19.07 (73)	5.53 (18)		
	206497	<b>FILSER Andrea</b>	50.32 (142)	12.14 (65)	14.90 (105)	44.99 (234)	50.36 (88)		
	206279	<b>GEIGER Christina</b>	87.12 (305)	5.44 (24)	16.69 (128)	95.74 (734)	89.01 (234)		
	206001	<b>HOEFL-RIESCH Maria</b>	0.82 (3)	3.67 (9)	4.77 (8)	3.49 (6)	3.00 (3)		
	206160	<b>RIESCH Susanne</b>	51.94 (148)	7.84 (39)	18.84 (171)	28.24 (124)	37.40 (61)		
	206532	<b>SCHMOTZ Marlene</b>	64.10 (199)	14.25 (78)	20.70 (197)	41.09 (196)	48.72 (85)		
	206536	<b>WALLNER Marina</b>	42.89 (120)	15.52 (95)	24.80 (261)	37.24 (177)	70.50 (160)		
	206487	<b>WIESLER Maren</b>	76.21 (244)	16.32 (105)	18.07 (157)	123.63 (989)	147.45 (473)		
205239	<b>WIRTH Barbara</b>	289.80 (936)	10.04 (46)	12.71 (84)	125.34 (1010)	117.62 (355)			
<b>ITA</b> (6)	297851	<b>AZZOLA Michela</b>	65.36 (205)	6.94 (36)	15.05 (106)	52.92 (302)	66.82 (147)		
	297591	<b>BENZONI Marta</b>	117.42 (455)	10.72 (51)	16.52 (125)	36.14 (171)	313.39 (931)		
	296354	<b>COSTAZZA Chiara</b>	219.87 (786)	5.63 (26)	39.58 (537)	257.26 (1730)	144.63 (457)		
	297171	<b>FANCHINI Sabrina</b>	40.91 (113)	26.12 (230)	9.23 (52)	34.17 (155)	69.66 (154)		
	296259	<b>MOELGG Manuela</b>	284.49 (932)	20.04 (143)	21.88 (219)	389.28 (1924)	526.41 (1162)		
	297233	<b>PARDELLER Sarah</b>	281.79 (927)	10.05 (47)	26.39 (291)	180.68 (1435)	188.42 (613)		
<b>JPN</b> (4)	305962	<b>HANAOKA Moe</b>	999.00 (1218)	11.71 (59)	15.36 (107)	56.35 (345)	113.77 (337)		
	306249	<b>HASEGAWA Emi</b>	863.10 (1206)	11.58 (56)	6.35 (33)	125.73 (1014)	288.82 (884)		
	306096	<b>HOSHI Mizue</b>	644.67 (1173)	6.71 (34)	8.56 (46)	60.05 (372)	123.66 (382)		
	305944	<b>KIYOSAWA Emiko</b>	999.00 (1218)	6.04 (31)	15.36 (107)	186.94 (1468)	345.26 (980)		
<b>LAT</b> (1)	555018	<b>GASUNA Lelde</b>	387.69 (1066)	39.92 (477)	152.87 (2300)	290.00 (1788)	246.82 (790)		
<b>NOR</b> (2)	425887	<b>LOESETH Mona</b>	57.16 (171)	6.47 (33)	10.64 (65)	29.91 (133)	19.26 (37)		
	425771	<b>LOESETH Nina</b>	934.24 (1208)	5.41 (23)	7.34 (37)	72.23 (504)	66.71 (146)		
<b>POL</b> (1)	435189	<b>KLUS Aleksandra</b>	280.67 (924)	14.62 (82)	45.59 (669)	54.74 (331)	70.95 (163)		
<b>RUS</b> (1)	485563	<b>PROSTEVA Elena</b>	87.85 (308)	25.19 (209)	16.32 (121)	31.00 (139)	53.92 (92)		
<b>SLO</b> (3)	565320	<b>FERK Marusa</b>	21.25 (57)	9.92 (45)	25.45 (272)	22.13 (87)	5.02 (12)		
	565331	<b>LAVTAR Katarina</b>	131.73 (505)	16.32 (105)	9.81 (55)	27.72 (119)	48.47 (84)		
	565243	<b>MAZE Tina</b>	0.00 (1)	1.02 (2)	0.00 (1)	0.00 (1)	0.00 (1)		
<b>SRB</b> (1)	315187	<b>IGNJATOVIC Nevena</b>	366.06 (1039)	13.52 (74)	19.40 (180)	50.64 (286)	78.84 (194)		
<b>SUI</b> (4)	515997	<b>FEIERABEND Denise</b>	24.19 (69)	10.08 (48)	14.88 (104)	14.08 (47)	5.02 (12)		
	516284	<b>GISIN Michelle</b>	111.78 (433)	8.72 (41)	34.74 (439)	27.38 (116)	60.10 (118)		
	516280	<b>HOLDENER Wendy</b>	48.99 (136)	3.59 (8)	9.39 (53)	28.00 (121)	41.98 (69)		

**ALPHABETICAL LIST OF COMPETITORS**

Number of Competitors: 78, Number of NSA: 23

NSA	FIS Code	Name	FIS Points (7th of November 2013 - List 4)				
			DH	SL	GS	SG	SC
<b>SUI</b> (4)	516344	<b>KOPP Rahel</b>	94.80 (346)	21.36 (159)	16.96 (134)	60.66 (380)	94.77 (263)
<b>SVK</b> (2)	705349	<b>GANTNEROVA Jana</b>	65.85 (209)	15.05 (86)	19.76 (187)	35.79 (170)	30.63 (47)
	705423	<b>VLHOVA Petra</b>	-	7.41 (38)	19.23 (178)	62.04 (398)	108.15 (307)
<b>SWE</b> (9)	506555	<b>BLOMQVIST Lisa</b>	52.30 (149)	14.05 (77)	22.23 (225)	25.49 (107)	50.27 (87)
	506350	<b>EKLUND Nathalie</b>	237.10 (823)	4.80 (13)	15.44 (110)	73.54 (518)	126.39 (397)
	506664	<b>FJAELLSTROEM Magdalena</b>	64.83 (202)	6.92 (35)	9.00 (50)	30.78 (137)	85.96 (219)
	505679	<b>HANSDOTTER Frida</b>	305.60 (957)	2.34 (3)	4.83 (9)	192.72 (1499)	135.14 (427)
	505760	<b>PIETILAE-HOLMNER Maria</b>	101.15 (376)	3.52 (6)	5.68 (26)	75.18 (531)	69.74 (155)
	506583	<b>SAEFVENBERG Charlotta</b>	321.44 (985)	6.46 (32)	15.90 (116)	62.44 (401)	390.93 (1041)
	506348	<b>STAALNACKE Ylva</b>	106.62 (403)	15.23 (89)	17.08 (135)	150.42 (1215)	180.94 (593)
506146	<b>SWENN-LARSSON Anna</b>	626.94 (1169)	5.30 (20)	13.55 (92)	98.98 (761)	107.97 (305)	
506341	<b>WIKSTROEM Emelie</b>	81.62 (274)	9.73 (43)	17.13 (137)	42.30 (211)	111.93 (328)	
<b>USA</b> (3)	539909	<b>MOLTZAN Paula</b>	249.30 (845)	10.43 (50)	20.93 (202)	34.94 (158)	72.97 (167)
	6535237	<b>SHIFFRIN Mikaela</b>	88.68 (313)	0.00 (1)	4.93 (11)	59.04 (366)	114.88 (341)
	537772	<b>STIEGLER Resi</b>	115.11 (449)	9.85 (44)	18.45 (162)	117.72 (939)	21.87 (39)

<b>LEGEND</b>	<b>DH</b> Downhill	<b>SL</b> Slalom	<b>GS</b> Giant Slalom	<b>SG</b> Super-G	<b>SC</b> Super Combined
---------------	--------------------	------------------	------------------------	-------------------	--------------------------

17-11-2013 / Levi (FIN) / 5076

Page 3/3

Data Processing by LONGINES

[www.fis-ski.com](http://www.fis-ski.com)

LONGINES Timing

Generation Date: FRI 15 NOV 2013

Time: 17:16

Document: 32E 1.0





# Audi FIS Ski World Cup LEVI

## 15.-17.11.2013



### AUDI FIS SKI WORLD CUP 2013/14



#### Levi (FIN)



1st LADIES' SLALOM

SAT 16 NOV 2013

### DRAW LIST BY POINTS

Number of Competitors: 78, Number of NSA: 23 Ranked 100 in the FIS List: SKJOELD M. FIS Pts: 15.79

No.	FIS Code	Name	NSA	WCSL-SL	WCSL-O	FIS-SL
1	6535237	SHIFFRIN Mikaela	USA	688 (1)	883 (6)	0.00 (1)
2	565243	MAZE Tina	SLO	580 (2)	2550 (1)	1.02 (2)
3	505679	HANSDOTTER Frida	SWE	440 (3)	647 (10)	2.34 (3)
4	55838	ZETTEL Kathrin	AUT	328 (5)	897 (5)	3.40 (4)
5	505760	PIETILAE-HOLMNER Maria	SWE	315 (6)	419 (18)	3.52 (5)
6	185140	POUTIAINEN Tanja	FIN	314 (7)	422 (17)	3.53 (6)
7	516280	HOLDENER Wendy	SUI	308 (8)	331 (24)	3.59 (7)
8	206001	HOEFL-RIESCH Maria	GER	300 (9)	1248 (2)	3.67 (8)
9	56032	SCHILD Bernadette	AUT	255 (10)	255 (34)	4.09 (9)
10	106961	MIELZYNSKI Erin	CAN	188 (11)	188 (47)	4.72 (10)
11	55759	KIRCHGASSER Michaela	AUT	186 (12)	461 (15)	4.74 (11)
12	506350	EKLUND Nathalie	SWE	180 (13)	180 (48)	4.80 (12)
13	105269	GAGNON Marie-Michele	CAN	163 (14)	412 (19)	4.96 (13)
14	55690	HOSP Nicole	AUT	161 (15)	469 (13)	4.98 (14)
15	55590	SCHILD Marlies	AUT	159 (16)	199 (43)	5.00 (16)
16	155415	STRACHOVA Sarka	CZE	159 (16)	159 (55)	5.00 (15)
17	506146	SWENN-LARSSON Anna	SWE	127 (20)	127 (60)	5.30 (17)
18	206355	DUERR Lena	GER	116 (22)	215 (40)	5.40 (18)
19	425771	LOESETH Nina	NOR	115 (23)	128 (59)	5.41 (19)
20	206279	GEIGER Christina	GER	112 (24)	112 (64)	5.44 (20)
21	55977	THALMANN Carmen	AUT	104 (25)	104 (66)	5.52 (21)
22	296354	COSTAZZA Chiara	ITA	92 (26)	92 (69)	5.63 (22)
23	55807	DAUM Alexandra	AUT	85 (27)	85 (72)	5.70 (23)
24	196806	NOENS Nastasia	FRA	72 (28)	72 (77)	5.82 (24)
25	107068	PHELAN Brittany	CAN	65 (29)	65 (79)	5.89 (25)
26	196726	BARTHET Anne-Sophie	FRA	54 (30)	164 (54)	5.99 (26)
27	537772	STIEGLER Resi	USA	44 (31)	44 (85)	9.85 (39)
28	506341	WIKSTROEM Emelie	SWE	43 (32)	43 (86)	9.73 (38)
29	516284	GISIN Michelle	SUI	39 (33)	39 (87)	8.72 (36)
30	206160	RIESCH Susanne	GER	36 (34)	36 (88)	7.84 (35)
31	195972	AUBERT Sandrine	FRA	36 (34)	36 (88)	9.00 (37)
32	106183	TERWIEL Elli	CAN	36 (34)	36 (88)	12.74 (51)
33	+500 196928	WORLEY Tessa	FRA	33 (37)	568 (11)	> 18.49 (66)
34	305944	KIYOSAWA Emiko	JPN	10 (48)	10 (114)	6.04 (27)
35	506583	SAEFVENBERG Charlotta	SWE	-	-	6.46 (28)
36	425887	LOESETH Mona	NOR	-	9 (115)	6.47 (29)
37	306096	HOSHI Mizue	JPN	-	-	6.71 (30)

16-11-2013 / Levi (FIN) / 5076

Page 1/2

Data Processing by LONGINES

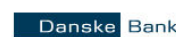
www.fis-ski.com

LONGINES Timing

Generation Date: FRI 15 NOV 2013

Time: 17:16

Document: 45A 1.0



**DRAW LIST BY POINTS**
**Number of Competitors: 78, Number of NSA: 23 Ranked 100 in the FIS List: SKJOELD M. FIS Pts: 15.79**

No.	FIS Code	Name	NSA	WCSL-SL	WCSL-O	FIS-SL
38	506664	FJAELLSTROEM Magdalena	SWE	-	-	6.92 (31)
39	297851	AZZOLA Michela	ITA	24 (41)	24 (100)	6.94 (32)
40	106633	GOODMAN Anna	CAN	16 (46)	16 (106)	7.09 (33)
41	705423	VLHOVA Petra	SVK	24 (41)	24 (100)	7.41 (34)
42	565320	FERK Marusa	SLO	5 (51)	93 (68)	9.92 (40)
43	205239	WIRTH Barbara	GER	21 (45)	21 (104)	10.04 (41)
44	297233	PARDELLER Sarah	ITA	-	-	10.05 (42)
45	515997	FEIERABEND Denise	SUI	23 (43)	85 (72)	10.08 (43)
46	539909	MOLTZAN Paula	USA	-	-	10.43 (44)
47	297591	BENZONI Marta	ITA	-	-	10.72 (45)
48	196793	MARMOTTAN Anemone	FRA	23 (43)	169 (51)	11.40 (46)
49	306249	HASEGAWA Emi	JPN	8 (49)	8 (117)	11.58 (47)
50	305962	HANAOKA Moe	JPN	-	-	11.71 (48)
51	206497	FILSER Andrea	GER	8 (49)	8 (117)	12.14 (49)
52	185317	SOPPELA Merle	FIN	-	-	12.66 (50)
53	56258	AGER Christina	AUT	-	-	12.82 (52)
54	65038	PERSYN Karen	BEL	-	-	13.51 (53)
55	315187	IGNJATOVIC Nevena	SRB	-	-	13.52 (54)
56	56174	HAASER Ricarda	AUT	-	-	13.78 (55)
57	506555	BLOMQVIST Lisa	SWE	-	-	14.05 (56)
58	206532	SCHMOTZ Marlene	GER	-	-	14.25 (57)
59	435189	KLUS Aleksandra	POL	-	-	14.62 (58)
60	705349	GANTNEROVA Jana	SVK	-	15 (111)	15.05 (59)
61	506348	STAALNACKE Ylva	SWE	-	-	15.23 (60)
62	196179	BERTRAND Marion	FRA	-	47 (84)	15.27 (61)
63	206536	WALLNER Marina	GER	-	-	15.52 (62)
64	155728	DUBOVSKA Martina	CZE	-	-	15.74 (63)
65	565331	LAVTAR Katarina	SLO	-	2 (124)	> 16.32 (64)
66	206487	WIESLER Maren	GER	-	-	> 16.32 (65)
67	296259	MOELGG Manuela	ITA	31 (39)	83 (75)	> 20.04 (67)
68	25096	GUTIERREZ Mireia	AND	-	-	> 20.06 (68)
69	385041	NOVOSELIC Sofija	CRO	-	-	> 20.30 (69)
70	516344	KOPP Rahel	SUI	-	-	> 21.36 (70)
71	196725	BARIOZ Taina	FRA	-	84 (74)	> 23.95 (71)
72	225525	TILLEY Alexandra	GBR	-	-	> 24.47 (72)
73	485563	PROSTEVA Elena	RUS	-	-	> 25.19 (73)
74	297171	FANCHINI Sabrina	ITA	-	8 (117)	> 26.12 (74)
75	185282	HAPPONEN Emma	FIN	-	-	> 29.12 (75)
76	185337	HOLM Sandra	FIN	-	-	> 34.67 (76)
77	555018	GASUNA Lelde	LAT	-	-	> 39.92 (77)
78	395015	TOBI Triin	EST	-	-	> 64.52 (78)

**LEGEND**

**+500** More than 500 points on WCSL-O after 15th place or after 30th place  
**WCSL-SL** World Cup Start List points for Slalom  
**WCSL-O** Overall WCSL points

**FIS-SL No.** FIS points for Slalom Control Number

16-11-2013 / Levi (FIN) / 5076

Page 2/2

Data Processing by LONGINES

[www.fis-ski.com](http://www.fis-ski.com)

LONGINES Timing

Generation Date: FRI 15 NOV 2013

Time: 17:16

Document: 45A 1.0







# Audi FIS Ski World Cup LEVI

## 15.-17.11.2013



### AUDI FIS SKI WORLD CUP 2013/14



#### Levi (FIN)



#### 1st LADIES' SLALOM 1st RUN START LIST

SAT 16 NOV 2013  
Start Time: 11:00

#### Jury

<b>TD FIS</b>	T. FRANZ	SWE
<b>Referee</b>	A. SKAARDAL	FIS
<b>Chief of Race</b>	P. TUOMIKOSKI	FIN

#### Technical Data

<b>Course Name</b>	Levi Black	
<b>Start Altitude</b>	438 m	
<b>Finish Altitude</b>	258 m	
<b>Vertical Drop</b>	180 m	
<b>Homologation Number</b>	9324/11/09	

#### Race Information 1st Run

<b>Course Setter</b>	C. THOMA	SWE
<b>Number of Gates</b>	65	
<b>Turning Gates</b>	64	
<b>Start Time</b>	11:00	
<b>Forerunners</b>	A - S. AALTONEN	FIN
	B - J. JUUTINEN	FIN
	C - K. NYBERG	FIN

#### Race Information 2nd Run

<b>Course Setter</b>	S. BUERGLER	AUT
<b>Number of Gates</b>		
<b>Turning Gates</b>		
<b>Start Time</b>	14:00	
<b>Forerunners</b>	A - S. AALTONEN	FIN
	B - J. JUUTINEN	FIN
	C - K. NYBERG	FIN

Number of Competitors: 78, Number of NSA: 23

Bib	FIS Code	Name	Year of Birth	NSA	Time	Ski
1	185140	POUTIAINEN Tanja	1980	FIN		Fischer
2	55838	ZETTEL Kathrin	1986	AUT		Atomic
3	516280	HOLDENER Wendy	1993	SUI		Head
4	6535237	SHIFFRIN Mikaela	1995	USA		Atomic
5	505679	HANSDOTTER Frida	1985	SWE		Rossignol
6	565243	MAZE Tina	1983	SLO		Stoeckli
7	505760	PIETILAE-HOLMNER Maria	1986	SWE		Rossignol
8	506350	EKLUND Nathalie	1992	SWE		Rossignol
9	155415	STRACHOVA Sarka	1985	CZE		Fischer
10	55590	SCHILD Marlies	1981	AUT		Atomic
11	106961	MIELZYNSKI Erin	1990	CAN		Rossignol
12	56032	SCHILD Bernadette	1990	AUT		Atomic
13	55759	KIRCHGASSER Michaela	1985	AUT		Atomic
14	206001	HOEFL-RIESCH Maria	1984	GER		Head
15	55690	HOSP Nicole	1983	AUT		Fischer
16	105269	GAGNON Marie-Michele	1989	CAN		Rossignol
17	506146	SWENN-LARSSON Anna	1991	SWE		Head
18	206355	DUERR Lena	1991	GER		Fischer
19	425771	LOESETH Nina	1989	NOR		Voelkl
20	206279	GEIGER Christina	1990	GER		Rossignol
21	55977	THALMANN Carmen	1989	AUT		Head
22	296354	COSTAZZA Chiara	1984	ITA		Rossignol
23	55807	DAUM Alexandra	1986	AUT		Rossignol

16-11-2013 / Levi (FIN) / 5076

Page 1/3

Data Processing by LONGINES

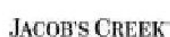
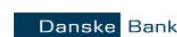
www.fis-ski.com

LONGINES Timing

Generation Date: FRI 15 NOV 2013

Time: 18:48

Document: 51A 1.0



**START LIST**

Number of Competitors: 78, Number of NSA: 23

Bib	FIS Code	Name	Year of Birth	NSA	Time	Ski
24	196806	NOENS Nastasia	1988	FRA	_____	Salomon
25	107068	PHELAN Brittany	1991	CAN	_____	Fischer
26	196726	BARTHET Anne-Sophie	1988	FRA	_____	Head
27	537772	STIEGLER Resi	1985	USA	_____	Rossignol
28	506341	WIKSTROEM Emelie	1992	SWE	_____	Voelkl
29	516284	GISIN Michelle	1993	SUI	_____	Rossignol
30	206160	RIESCH Susanne	1987	GER	_____	Blizzard
31	195972	AUBERT Sandrine	1982	FRA	_____	Fischer
32	106183	TERWIEL Elii	1989	CAN	_____	
33	196928	WORLEY Tessa	1989	FRA	_____	Rossignol
34	305944	KIYOSAWA Emiko	1983	JPN	_____	Fischer
35	506583	SAEFVENBERG Charlotta	1994	SWE	_____	Rossignol
36	425887	LOESETH Mona	1991	NOR	_____	Atomic
37	306096	HOSHI Mizue	1985	JPN	_____	Salomon
38	506664	FJAELLSTROEM Magdalena	1995	SWE	_____	Head
39	297851	AZZOLA Michela	1991	ITA	_____	Rossignol
40	106633	GOODMAN Anna	1986	CAN	_____	Head
41	705423	VLHOVA Petra	1995	SVK	_____	Rossignol
42	565320	FERK Marusa	1988	SLO	_____	Stoeckli
43	205239	WIRTH Barbara	1989	GER	_____	
44	297233	PARDELLER Sarah	1988	ITA	_____	Elan
45	515997	FEIERABEND Denise	1989	SUI	_____	Head
46	539909	MOLTZAN Paula	1994	USA	_____	
47	297591	BENZONI Marta	1990	ITA	_____	
48	196793	MARMOTTAN Anemone	1988	FRA	_____	Rossignol
49	306249	HASEGAWA Emi	1986	JPN	_____	
50	305962	HANAOKA Moe	1984	JPN	_____	
51	206497	FILSER Andrea	1993	GER	_____	
52	185317	SOPPELA Merle	1991	FIN	_____	Fischer
53	56258	AGER Christina	1995	AUT	_____	Atomic
54	65038	PERSYN Karen	1983	BEL	_____	Elan
55	315187	IGNJATOVIC Nevena	1990	SRB	_____	Stoeckli
56	56174	HAASER Ricarda	1993	AUT	_____	Fischer
57	506555	BLOMQUIST Lisa	1994	SWE	_____	Voelkl
58	206532	SCHMOTZ Marlene	1994	GER	_____	
59	435189	KLUS Aleksandra	1986	POL	_____	Voelkl
60	705349	GANTNEROVA Jana	1989	SVK	_____	
61	506348	STAALNACKE Ylva	1992	SWE	_____	Voelkl
62	196179	BERTRAND Marion	1984	FRA	_____	Fischer
63	206536	WALLNER Marina	1994	GER	_____	
64	155728	DUBOVSKA Martina	1992	CZE	_____	Elan
65	565331	LAVTAR Katarina	1988	SLO	_____	Voelkl
66	206487	WIESLER Maren	1993	GER	_____	
67	296259	MOELGG Manuela	1983	ITA	_____	Rossignol
68	25096	GUTIERREZ Mireia	1988	AND	_____	Rossignol
69	385041	NOVOSELIC Sofija	1990	CRO	_____	Salomon
70	516344	KOPP Rahel	1994	SUI	_____	Rossignol
71	196725	BARIOZ Taina	1988	FRA	_____	Fischer

Number of Competitors: 78, Number of NSA: 23

Bib	FIS Code	Name	Year of Birth	NSA	Time	Ski
72	225525	TILLEY Alexandra	1993	GBR	_____	
73	485563	PROSTOVA Elena	1990	RUS	_____	
74	297171	FANCHINI Sabrina	1988	ITA	_____	Dynastar
75	185282	HAPPONEN Emma	1990	FIN	_____	
76	185337	HOLM Sandra	1992	FIN	_____	
77	555018	GASUNA Lelde	1990	LAT	_____	
78	395015	TOBI Triin	1995	EST	_____	





# Audi FIS Ski World Cup LEVI

## 15.-17.11.2013



### AUDI FIS SKI WORLD CUP 2013/14



#### Levi (FIN)



### 1st LADIES' SLALOM 1st RUN OFFICIAL RESULTS

SAT 16 NOV 2013  
Start Time: 11:00

#### Jury

<b>TD FIS</b>	T. FRANZ	SWE
<b>Referee</b>	A. SKAARDAL	FIS
<b>Chief of Race</b>	P. TUOMIKOSKI	FIN

#### Technical Data

<b>Course Name</b>	Levi Black	
<b>Start Altitude</b>	438 m	
<b>Finish Altitude</b>	258 m	
<b>Vertical Drop</b>	180 m	
<b>Homologation Number</b>	9324/11/09	

#### Race Information 1st Run

<b>Course Setter</b>	C. THOMA	SWE
<b>Number of Gates</b>	65	
<b>Turning Gates</b>	64	
<b>Start Time</b>	11:00	
<b>Forerunners</b>	A - S. AHONEN	FIN
	B - J. JUUTINEN	FIN
	C - K. NYBERG	FIN

#### Race Information 2nd Run

<b>Course Setter</b>	S. BUERGLER	AUT
<b>Number of Gates</b>		
<b>Turning Gates</b>		
<b>Start Time</b>	14:00	
<b>Forerunners</b>	A - S. AHONEN	FIN
	B - J. JUUTINEN	FIN
	C - K. NYBERG	FIN

Number of Competitors: 78, Number of NSA: 23

Rank	Bib	FIS Code	Name	Year of Birth	NSA	Time	Diff.	Ski
1	4	6535237	SHIFFRIN Mikaela	1995	USA	57.23		Atomic
2	6	565243	MAZE Tina	1983	SLO	57.75	0.52	Stoeckli
3	63	206536	WALLNER Marina	1994	GER	57.92	0.69	
3	14	206001	HOEFL-RIESCH Maria	1984	GER	57.92	0.69	Head
5	53	56258	AGER Christina	1995	AUT	57.93	0.70	Atomic
6	45	515997	FEIERABEND Denise	1989	SUI	57.96	0.73	Head
7	32	106183	TERWIEL Eili	1989	CAN	58.09	0.86	
8	20	206279	GEIGER Christina	1990	GER	58.18	0.95	Rossignol
9	16	105269	GAGNON Marie-Michele	1989	CAN	58.28	1.05	Rossignol
10	29	516284	GISIN Michelle	1993	SUI	58.32	1.09	Rossignol
11	24	196806	NOENS Nastasia	1988	FRA	58.33	1.10	Salomon
12	66	206487	WIESLER Maren	1993	GER	58.38	1.15	
13	58	206532	SCHMOTZ Marlene	1994	GER	58.39	1.16	
14	2	55838	ZETTEL Kathrin	1986	AUT	58.42	1.19	Atomic
15	5	505679	HANSDOTTER Frida	1985	SWE	58.45	1.22	Rossignol
16	1	185140	POUTIAINEN Tanja	1980	FIN	58.47	1.24	Fischer
17	17	506146	SWENN-LARSSON Anna	1991	SWE	58.54	1.31	Head
18	48	196793	MARMOTTAN Anemone	1988	FRA	58.58	1.35	Rossignol
19	23	55807	DAUM Alexandra	1986	AUT	58.59	1.36	Rossignol
20	43	205239	WIRTH Barbara	1989	GER	58.60	1.37	
21	71	196725	BARIOZ Taina	1988	FRA	58.68	1.45	Fischer
21	15	55690	HOSP Nicole	1983	AUT	58.68	1.45	Fischer
23	35	506583	SAEFVENBERG Charlotta	1994	SWE	58.73	1.50	Rossignol

16-11-2013 / Levi (FIN) / 5076

Page 1/3

Data Processing by LONGINES

www.fis-ski.com

LONGINES Timing

Generation Date: SAT 16 NOV 2013

Time: 12:34

Document: 73B 1.0



Number of Competitors: 78, Number of NSA: 23

Rank	Bib	FIS Code	Name	Year of Birth	NSA	Time	Diff.	Ski
24	22	296354	<b>COSTAZZA Chiara</b>	1984	ITA	58.75	1.52	Rossignol
25	28	506341	<b>WIKSTROEM Emelie</b>	1992	SWE	58.77	1.54	Voelkl
26	8	506350	<b>EKLUND Nathalie</b>	1992	SWE	58.79	1.56	Rossignol
27	64	155728	<b>DUBOVSKA Martina</b>	1992	CZE	58.82	1.59	Elan
27	7	505760	<b>PIETILAE-HOLMNER Maria</b>	1986	SWE	58.82	1.59	Rossignol
29	19	425771	<b>LOESETH Nina</b>	1989	NOR	58.85	1.62	Voelkl
30	67	296259	<b>MOELGG Manuela</b>	1983	ITA	58.92	1.69	Rossignol
31	26	196726	<b>BARTHET Anne-Sophie</b>	1988	FRA	58.93	1.70	Head
32	62	196179	<b>BERTRAND Marion</b>	1984	FRA	58.99	1.76	Fischer
33	30	206160	<b>RIESCH Susanne</b>	1987	GER	59.01	1.78	Blizzard
34	18	206355	<b>DUERR Lena</b>	1991	GER	59.03	1.80	Fischer
35	33	196928	<b>WORLEY Tessa</b>	1989	FRA	59.16	1.93	Rossignol
36	47	297591	<b>BENZONI Marta</b>	1990	ITA	59.27	2.04	
37	41	705423	<b>VLHOVA Petra</b>	1995	SVK	59.31	2.08	Rossignol
38	25	107068	<b>PHELAN Brittany</b>	1991	CAN	59.32	2.09	Fischer
39	60	705349	<b>GANTNEROVA Jana</b>	1989	SVK	59.38	2.15	
40	37	306096	<b>HOSHI Mizue</b>	1985	JPN	59.45	2.22	Salomon
41	27	537772	<b>STIEGLER Resi</b>	1985	USA	59.47	2.24	Rossignol
42	56	56174	<b>HAASER Ricarda</b>	1993	AUT	59.48	2.25	Fischer
43	68	25096	<b>GUTIERREZ Mireia</b>	1988	AND	59.51	2.28	Rossignol
44	42	565320	<b>FERK Marusa</b>	1988	SLO	59.56	2.33	Stoekli
45	44	297233	<b>PARDELLER Sarah</b>	1988	ITA	59.57	2.34	Elan
46	65	565331	<b>LAVTAR Katarina</b>	1988	SLO	59.58	2.35	Voelkl
46	51	206497	<b>FILSER Andrea</b>	1993	GER	59.58	2.35	
48	55	315187	<b>IGNJATOVIC Nevena</b>	1990	SRB	59.69	2.46	Stoekli
49	40	106633	<b>GOODMAN Anna</b>	1986	CAN	59.73	2.50	Head
50	75	185282	<b>HAPPONEN Emma</b>	1990	FIN	59.75	2.52	
51	38	506664	<b>FJAELLSTROEM Magdalena</b>	1995	SWE	59.77	2.54	Head
52	52	185317	<b>SOPPELA Merle</b>	1991	FIN	59.80	2.57	Fischer
53	69	385041	<b>NOVOSELIC Sofija</b>	1990	CRO	59.83	2.60	Salomon
54	39	297851	<b>AZZOLA Michela</b>	1991	ITA	59.91	2.68	Rossignol
54	9	155415	<b>STRACHOVA Sarka</b>	1985	CZE	59.91	2.68	Fischer
56	21	55977	<b>THALMANN Carmen</b>	1989	AUT	59.92	2.69	Head
57	12	56032	<b>SCHILD Bernadette</b>	1990	AUT	59.95	2.72	Atomic
58	31	195972	<b>AUBERT Sandrine</b>	1982	FRA	1:00.09	2.86	Fischer
59	11	106961	<b>MIELZYNSKI Erin</b>	1990	CAN	1:00.22	2.99	Rossignol
60	54	65038	<b>PERSYN Karen</b>	1983	BEL	1:00.41	3.18	Elan
61	74	297171	<b>FANCHINI Sabrina</b>	1988	ITA	1:00.70	3.47	Dynastar
61	49	306249	<b>HASEGAWA Emi</b>	1986	JPN	1:00.70	3.47	
63	34	305944	<b>KIYOSAWA Emiko</b>	1983	JPN	1:00.81	3.58	Fischer
64	46	539909	<b>MOLTZAN Paula</b>	1994	USA	1:00.89	3.66	
65	76	185337	<b>HOLM Sandra</b>	1992	FIN	1:01.33	4.10	
66	59	435189	<b>KLUS Aleksandra</b>	1986	POL	1:01.80	4.57	Voelkl
67	50	305962	<b>HANAOKA Moe</b>	1984	JPN	1:01.83	4.60	

**DID NOT FINISH 1st RUN: 11 competitors**

3	516280	<b>HOLDENER Wendy</b>	1993	SUI		Head
10	55590	<b>SCHILD Marlies</b>	1981	AUT		Atomic
13	55759	<b>KIRCHGASSER Michaela</b>	1985	AUT		Atomic

16-11-2013 / Levi (FIN) / 5076

Page 2/3

Data Processing by LONGINES

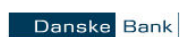
[www.fis-ski.com](http://www.fis-ski.com)

LONGINES Timing

Generation Date: SAT 16 NOV 2013

Time: 12:34

Document: 73B 1.0



Number of Competitors: 78, Number of NSA: 23

Rank	Bib	FIS Code	Name	Year of Birth	NSA	Time	Diff.	Ski
	36	425887	LOESETH Mona	1991	NOR			Atomic
	57	506555	BLOMQVIST Lisa	1994	SWE			Voelkl
	61	506348	STAALNACKE Ylva	1992	SWE			Voelkl
	70	516344	KOPP Rahel	1994	SUI			Rossignol
	72	225525	TILLEY Alexandra	1993	GBR			
	73	485563	PROSTEVA Elena	1990	RUS			
	77	555018	GASUNA Lelde	1990	LAT			
	78	395015	TOBI Triin	1995	EST			



# Audi FIS Ski World Cup LEVI

## 15.-17.11.2013



### AUDI FIS SKI WORLD CUP 2013/14



#### Levi (FIN)



#### 1st LADIES' SLALOM 2nd RUN START LIST

SAT 16 NOV 2013  
Start Time: 14:00

#### Race Information 2nd Run

**Course Setter** S. BUERGLER AUT  
**Number of Gates**  
**Turning Gates**  
**Start Time** 14:00

#### Technical Data

**Course Name** Levi Black  
**Start Altitude** 438 m  
**Finish Altitude** 258 m  
**Vertical Drop** 180 m  
**Homologation Number** 9324/11/09

**Forerunners** A - S. AHONEN (FIN) B - J. JUUTINEN (FIN) C - K. NYBERG (FIN)

**Number of Competitors: 30, Number of NSA: 12**

Start Order	Bib	FIS Code	Name	Year of Birth	NSA	1st Run	Diff.	Rank	2nd Run	Total	Ski
1	67	296259	MOELGG Manuela	1983	ITA	58.92	1.69	30			Rossignol
2	19	425771	LOSETH Nina	1989	NOR	58.85	1.62	29			Voelkl
3	7	505760	PIETILAE-HOLMNER M.	1986	SWE	58.82	1.59	27			Rossignol
4	64	155728	DUBOVSKA Martina	1992	CZE	58.82	1.59	27			Elan
5	8	506350	EKLUND Nathalie	1992	SWE	58.79	1.56	26			Rossignol
6	28	506341	WIKSTROEM Emelie	1992	SWE	58.77	1.54	25			Voelkl
7	22	296354	COSTAZZA Chiara	1984	ITA	58.75	1.52	24			Rossignol
8	35	506583	SAEFVENBERG C.	1994	SWE	58.73	1.50	23			Rossignol
9	15	55690	HOSP Nicole	1983	AUT	58.68	1.45	21			Fischer
10	71	196725	BARIOZ Taina	1988	FRA	58.68	1.45	21			Fischer
11	43	205239	WIRTH Barbara	1989	GER	58.60	1.37	20			
12	23	55807	DAUM Alexandra	1986	AUT	58.59	1.36	19			Rossignol
13	48	196793	MARMOTTAN Anemone	1988	FRA	58.58	1.35	18			Rossignol
14	17	506146	SWENN-LARSSON Anna	1991	SWE	58.54	1.31	17			Head
15	1	185140	POUTIAINEN Tanja	1980	FIN	58.47	1.24	16			Fischer
16	5	505679	HANSDOTTER Frida	1985	SWE	58.45	1.22	15			Rossignol
17	2	55838	ZETTEL Kathrin	1986	AUT	58.42	1.19	14			Atomic
18	58	206532	SCHMOTZ Marlene	1994	GER	58.39	1.16	13			
19	66	206487	WIESLER Maren	1993	GER	58.38	1.15	12			
20	24	196806	NOENS Nastasia	1988	FRA	58.33	1.10	11			Salomon
21	29	516284	GISIN Michelle	1993	SUI	58.32	1.09	10			Rossignol
22	16	105269	GAGNON Marie-Michele	1989	CAN	58.28	1.05	9			Rossignol
23	20	206279	GEIGER Christina	1990	GER	58.18	0.95	8			Rossignol
24	32	106183	TERWIEL Eili	1989	CAN	58.09	0.86	7			
25	45	515997	FEIERABEND Denise	1989	SUI	57.96	0.73	6			Head
26	53	56258	AGER Christina	1995	AUT	57.93	0.70	5			Atomic
27	14	206001	HOEFL-RIESCH Maria	1984	GER	57.92	0.69	3			Head
28	63	206536	WALLNER Marina	1994	GER	57.92	0.69	3			
29	6	565243	MAZE Tina	1983	SLO	57.75	0.52	2			Stoekli
30	4	6535237	SHIFFRIN Mikaela	1995	USA	57.23	0.00	1			Atomic

16-11-2013 / Levi (FIN) / 5076

Page 1/1

Data Processing by LONGINES

www.fis-ski.com

LONGINES Timing

Generation Date: SAT 16 NOV 2013

Time: 12:39

Document: 51B 1.0





# Audi FIS Ski World Cup LEVI

## 15.-17.11.2013



### AUDI FIS SKI WORLD CUP 2013/14



#### Levi (FIN)



### 1st LADIES' SLALOM 2nd RUN

## OFFICIAL RESULTS

SAT 16 NOV 2013  
Start Time: 14:00

#### Jury

<b>TD FIS</b>	T. FRANZ	SWE
<b>Referee</b>	A. SKAARDAL	FIS
<b>Chief of Race</b>	P. TUOMIKOSKI	FIN

#### Technical Data

<b>Course Name</b>	Levi Black	
<b>Start Altitude</b>	438 m	
<b>Finish Altitude</b>	258 m	
<b>Vertical Drop</b>	180 m	
<b>Homologation Number</b>	9324/11/09	

#### Race Information 1st Run

<b>Course Setter</b>	C. THOMA	SWE
<b>Number of Gates</b>	65	
<b>Turning Gates</b>	64	
<b>Start Time</b>	11:00	
<b>Forerunners</b>	A - S. AHONEN	FIN
	B - J. JUUTINEN	FIN
	C - K. NYBERG	FIN

#### Race Information 2nd Run

<b>Course Setter</b>	S. BUERGLER	AUT
<b>Number of Gates</b>	65	
<b>Turning Gates</b>	64	
<b>Start Time</b>	14:00	
<b>Forerunners</b>	A - S. AHONEN	FIN
	B - J. JUUTINEN	FIN
	C - K. NYBERG	FIN

Number of Competitors: 78, Number of NSA: 23

F-factor: 620

Rank	Bib	FIS Code	Name	Year of Birth	NSA	1st Run	2nd Run	Total	Diff.	Race Points	Ski
1	4	6535237	SHIFFRIN Mikaela	1995	USA	57.23	57.84	1:55.07		0.00	Atomic
2	14	206001	HOEFL-RIESCH Maria	1984	GER	57.92	58.21	1:56.13	1.06	5.71	Head
3	6	565243	MAZE Tina	1983	SLO	57.75	58.93	1:56.68	1.61	8.67	Stoeckli
4	53	56258	AGER Christina	1995	AUT	57.93	58.80	1:56.73	1.66	8.94	Atomic
5	16	105269	GAGNON Marie-Michele	1989	CAN	58.28	58.52	1:56.80	1.73	9.32	Rossignol
6	20	206279	GEIGER Christina	1990	GER	58.18	58.68	1:56.86	1.79	9.64	Rossignol
7	19	425771	LOESETH Nina	1989	NOR	58.85	58.10	1:56.95	1.88	10.13	Voelkl
8	5	505679	HANSDOTTER Frida	1985	SWE	58.45	58.52	1:56.97	1.90	10.24	Rossignol
9	17	506146	SWENN-LARSSON Anna	1991	SWE	58.54	58.60	1:57.14	2.07	11.15	Head
10	45	515997	FEIERABEND Denise	1989	SUI	57.96	59.26	1:57.22	2.15	11.58	Head
11	32	106183	TERWIEL Elli	1989	CAN	58.09	59.21	1:57.30	2.23	12.02	
12	43	205239	WIRTH Barbara	1989	GER	58.60	58.83	1:57.43	2.36	12.72	
13	15	55690	HOSP Nicole	1983	AUT	58.68	58.78	1:57.46	2.39	12.88	Fischer
14	35	506583	SAEFVENBERG Charlotta	1994	SWE	58.73	58.74	1:57.47	2.40	12.93	Rossignol
15	2	55838	ZETTEL Kathrin	1986	AUT	58.42	59.18	1:57.60	2.53	13.63	Atomic
16	63	206536	WALLNER Marina	1994	GER	57.92	59.79	1:57.71	2.64	14.22	
17	8	506350	EKLUND Nathalie	1992	SWE	58.79	58.93	1:57.72	2.65	14.28	Rossignol
18	48	196793	MARMOTTAN Anemone	1988	FRA	58.58	59.15	1:57.73	2.66	14.33	Rossignol
19	23	55807	DAUM Alexandra	1986	AUT	58.59	59.35	1:57.94	2.87	15.46	Rossignol
20	7	505760	PIETILAE-HOLMNER Maria	1986	SWE	58.82	59.39	1:58.21	3.14	16.92	Rossignol
21	28	506341	WIKSTROEM Emelie	1992	SWE	58.77	59.55	1:58.32	3.25	17.51	Voelkl

#860 \_\_\_\_\_

16-11-2013 / Levi (FIN) / 5076

Page 1/3

Data Processing by LONGINES

www.fis-ski.com

LONGINES Timing

Generation Date: SAT 16 NOV 2013

Time: 14:58

Document: 73C 1.0





Number of Competitors: 78, Number of NSA: 23

F-factor: 620

Rank	Bib	FIS Code	Name	Year of Birth	NSA	1st Run	2nd Run	Total	Diff.	Race Points	Ski
22	71	196725	BARIOZ Taina	1988	FRA	58.68	59.78	1:58.46	3.39	18.27	Fischer
23	66	206487	WIESLER Maren	1993	GER	58.38	1:00.09	1:58.47	3.40	18.32	
23	58	206532	SCHMOTZ Marlene	1994	GER	58.39	1:00.08	1:58.47	3.40	18.32	
25	24	196806	NOENS Nastasia	1988	FRA	58.33	1:00.30	1:58.63	3.56	19.18	Salomon
26	67	296259	MOELGG Manuela	1983	ITA	58.92	59.91	1:58.83	3.76	20.26	Rossignol
27	22	296354	COSTAZZA Chiara	1984	ITA	58.75	1:00.15	1:58.90	3.83	20.64	Rossignol
28	64	155728	DUBOVSKA Martina	1992	CZE	58.82	1:00.81	1:59.63	4.56	24.57	Elan

#### DID NOT QUALIFY FOR 2nd RUN: 37 competitors

26	196726	BARTHET Anne-Sophie	1988	FRA	58.93						Head
62	196179	BERTRAND Marion	1984	FRA	58.99						Fischer
30	206160	RIESCH Susanne	1987	GER	59.01						Blizzard
18	206355	DUERR Lena	1991	GER	59.03						Fischer
33	196928	WORLEY Tessa	1989	FRA	59.16						Rossignol
47	297591	BENZONI Marta	1990	ITA	59.27						
41	705423	VLHOVA Petra	1995	SVK	59.31						Rossignol
25	107068	PHELAN Brittany	1991	CAN	59.32						Fischer
60	705349	GANTNEROVA Jana	1989	SVK	59.38						
37	306096	HOSHI Mizue	1985	JPN	59.45						Salomon
27	537772	STIEGLER Resi	1985	USA	59.47						Rossignol
56	56174	HAASER Ricarda	1993	AUT	59.48						Fischer
68	25096	GUTIERREZ Mireia	1988	AND	59.51						Rossignol
42	565320	FERK Marusa	1988	SLO	59.56						Stoekli
44	297233	PARDELLER Sarah	1988	ITA	59.57						Elan
65	565331	LAVTAR Katarina	1988	SLO	59.58						Voelkl
51	206497	FILSER Andrea	1993	GER	59.58						
55	315187	IGNJATOVIC Nevena	1990	SRB	59.69						Stoekli
40	106633	GOODMAN Anna	1986	CAN	59.73						Head
75	185282	HAPPONEN Emma	1990	FIN	59.75						
38	506664	FJAEALLSTROEM Magdalena	1995	SWE	59.77						Head
52	185317	SOPPELA Merle	1991	FIN	59.80						Fischer
69	385041	NOVOSELIC Sofija	1990	CRO	59.83						Salomon
39	297851	AZZOLA Michela	1991	ITA	59.91						Rossignol
9	155415	STRACHOVA Sarka	1985	CZE	59.91						Fischer
21	55977	THALMANN Carmen	1989	AUT	59.92						Head
12	56032	SCHILD Bernadette	1990	AUT	59.95						Atomic
31	195972	AUBERT Sandrine	1982	FRA	1:00.09						Fischer
11	106961	MIELZYNSKI Erin	1990	CAN	1:00.22						Rossignol
54	65038	PERSYN Karen	1983	BEL	1:00.41						Elan
74	297171	FANCHINI Sabrina	1988	ITA	1:00.70						Dynastar
49	306249	HASEGAWA Emi	1986	JPN	1:00.70						
34	305944	KIYOSAWA Emiko	1983	JPN	1:00.81						Fischer
46	539909	MOLTZAN Paula	1994	USA	1:00.89						
76	185337	HOLM Sandra	1992	FIN	1:01.33						
59	435189	KLUS Aleksandra	1986	POL	1:01.80						Voelkl
50	305962	HANAOKA Moe	1984	JPN	1:01.83						

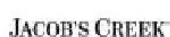
#860 \_\_\_\_\_

Number of Competitors: 78, Number of NSA: 23

F-factor: 620

Rank	Bib	FIS Code	Name	Year of Birth	NSA	1st Run	2nd Run	Total	Diff.	Race Points	Ski
<b>DID NOT FINISH 1st RUN: 11 competitors</b>											
	3	516280	<b>HOLDENER Wendy</b>	1993	SUI						Head
	10	55590	<b>SCHILD Marlies</b>	1981	AUT						Atomic
	13	55759	<b>KIRCHGASSER Michaela</b>	1985	AUT						Atomic
	36	425887	<b>LOESETH Mona</b>	1991	NOR						Atomic
	57	506555	<b>BLOMQUIST Lisa</b>	1994	SWE						Voelkl
	61	506348	<b>STAALNACKE Ylva</b>	1992	SWE						Voelkl
	70	516344	<b>KOPP Rahel</b>	1994	SUI						Rossignol
	72	225525	<b>TILLEY Alexandra</b>	1993	GBR						
	73	485563	<b>PROSTOVA Elena</b>	1990	RUS						
	77	555018	<b>GASUNA Lelde</b>	1990	LAT						
	78	395015	<b>TOBI Triin</b>	1995	EST						
<b>DID NOT FINISH 2nd RUN: 2 competitors</b>											
	1	185140	<b>POUTIAINEN Tanja</b>	1980	FIN						Fischer
	29	516284	<b>GISIN Michelle</b>	1993	SUI						Rossignol

Technical Delegate:  
**T. FRANZ (SWE) #860**





# Audi FIS Ski World Cup LEVI

## 15.-17.11.2013



### AUDI FIS SKI WORLD CUP 2013/14



#### Levi (FIN)



1st LADIES' SLALOM

SAT 16 NOV 2013

### PENALTY CALCULATION

#### Best 10 at Finish

Rank	Bib	FIS Code	Name	NSA	FIS Points	Best 5	Race Points
1	4	6535237	SHIFFRIN Mikaela	USA	0.00	0.00	0.00
2	14	206001	HOEFL-RIESCH Maria	GER	3.67	3.67	5.71
3	6	565243	MAZE Tina	SLO	1.02	1.02	8.67
4	53	56258	AGER Christina	AUT	12.82		
5	16	105269	GAGNON Marie-Michele	CAN	4.96	4.96	9.32
6	20	206279	GEIGER Christina	GER	5.44		
7	19	425771	LOESETH Nina	NOR	5.41		
8	5	505679	HANSDOTTER Frida	SWE	2.34	2.34	10.24
9	17	506146	SWENN-LARSSON Anna	SWE	5.30		
10	45	515997	FEIERABEND Denise	SUI	10.08		

#### Best 5 FIS Points at Start

Rank	Bib	FIS Code	Name	NSA	FIS Points
1	4	6535237	SHIFFRIN Mikaela	USA	0.00
3	6	565243	MAZE Tina	SLO	1.02
8	5	505679	HANSDOTTER Frida	SWE	2.34
15	2	55838	ZETTEL Kathrin	AUT	3.40
20	7	505760	PIETILAE-HOLMNER Maria	SWE	3.52

#### TOTALS:

FIS Points of Best 5 at Start (B)	10.28		
FIS Points of Best at Finish in Top 10 (A)		11.99	
Race Points of Corresponding Competitors (C)			33.94
Calculated Penalty (A+B-C) : 10 =>	-1.167		
Rounded	-1.17		
Category Adder	0.00		
Correction Value (Z)	0.00		
Calculated Penalty	-1.17		
Penalty Applied	0.00		

Technical Delegate:  
T. FRANZ (SWE) #860

16-11-2013 / Levi (FIN) / 5076

Page 1/1

Data Processing by LONGINES

www.fis-ski.com

LONGINES Timing

Generation Date: SAT 16 NOV 2013

Time: 14:58

Document: 73G 1.0





# Audi FIS Ski World Cup LEVI

## 15.-17.11.2013



### AUDI FIS SKI WORLD CUP 2013/14



### Levi (FIN)



### 1st LADIES' SLALOM 2nd RUN PERFORMANCE ANALYSIS 1

SAT 16 NOV 2013

Number of Competitors: 28

Rank	Bib	Name Ski	NSA	Positions			Partials			Difference	
				Pos.	Time	Rank	Pos.	Time	Rank	Time	
1	4	<b>SHIFFRIN Mikaela</b> Atomic	USA	Run1:	Int1:	16.51 (3)	I1-I2:	17.49 (5)		0.21	
					Int2:	34.00 (2)		I2-Fin:		23.23 (6)	0.28
					Fin:	57.23 (1)					0.00
				Run2:	Int1:	15.72 (2)	I1-I2:	17.59 (1)		0.04	
					Int2:	33.31 (1)		I2-Fin:		24.53 (4)	0.00
					Fin:	57.84 (1)					0.00
Total:	Int1:	1:12.95 (1)				0.00					
	Int2:	1:30.54 (1)				0.00					
	Fin:	1:55.07 (1)				0.00					
2	14	<b>HOEFL-RIESCH Maria</b> Head	GER	Run1:	Int1:	17.23 (25)	I1-I2:	17.81 (17)		0.93	
					Int2:	35.04 (19)		I2-Fin:		22.88 (2)	1.32
					Fin:	57.92 (3)					0.69
				Run2:	Int1:	16.08 (12)	I1-I2:	17.70 (3)		0.40	
					Int2:	33.78 (4)		I2-Fin:		24.43 (2)	0.47
					Fin:	58.21 (3)					0.37
Total:	Int1:	1:14.00 (5)				1.05					
	Int2:	1:31.70 (3)				1.16					
	Fin:	1:56.13 (2)				1.06					
3	6	<b>MAZE Tina</b> Stoekli	SLO	Run1:	Int1:	17.01 (15)	I1-I2:	17.83 (18)		0.71	
					Int2:	34.84 (16)		I2-Fin:		22.91 (3)	1.12
					Fin:	57.75 (2)					0.52
				Run2:	Int1:	15.96 (6)	I1-I2:	18.17 (19)		0.28	
					Int2:	34.13 (12)		I2-Fin:		24.80 (13)	0.82
					Fin:	58.93 (12)					1.09
Total:	Int1:	1:13.71 (3)				0.76					
	Int2:	1:31.88 (4)				1.34					
	Fin:	1:56.68 (3)				1.61					
4	53	<b>AGER Christina</b> Atomic	AUT	Run1:	Int1:	16.30 (1)	I1-I2:	17.42 (3)		0.00	
					Int2:	33.72 (1)		I2-Fin:		24.21 (27)	0.00
					Fin:	57.93 (5)					0.70
				Run2:	Int1:	15.68 (1)	I1-I2:	17.95 (7)		0.00	
					Int2:	33.63 (2)		I2-Fin:		25.17 (20)	0.32
					Fin:	58.80 (10)					0.96
Total:	Int1:	1:13.61 (2)				0.66					
	Int2:	1:31.56 (2)				1.02					
	Fin:	1:56.73 (4)				1.66					

16-11-2013 / Levi (FIN) / 5076

Page 1/6

Data Processing by LONGINES

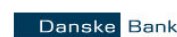
www.fis-ski.com

LONGINES Timing

Generation Date: SAT 16 NOV 2013

Time: 14:46

Document: 77A 1.0



**Number of Competitors: 28**

Rank	Bib	Name Ski	NSA	Positions			Partials			Difference		
				Pos.	Time	Rank	Pos.	Time	Rank	Time		
5	16	<b>GAGNON Marie-Michele</b> Rossignol	CAN	Run1:	Int1:	16.90	(10)	I1-I2:	17.79	(16)	0.60	
					Int2:	34.69	(12)		I2-Fin:	23.59	(13)	0.97
					Fin:	58.28	(9)					1.05
				Run2:	Int1:	15.79	(3)	I1-I2:	18.15	(17)	0.11	
					Int2:	33.94	(6)		I2-Fin:	24.58	(5)	0.63
					Fin:	58.52	(4)					0.68
Total:	Int1:	1:14.07	(6)				1.12					
	Int2:	1:32.22	(7)				1.68					
	Fin:	1:56.80	(5)				1.73					
6	20	<b>GEIGER Christina</b> Rossignol	GER	Run1:	Int1:	17.02	(16)	I1-I2:	18.07	(23)	0.72	
					Int2:	35.09	(20)		I2-Fin:	23.09	(4)	1.37
					Fin:	58.18	(8)					0.95
				Run2:	Int1:	16.06	(10)	I1-I2:	18.00	(8)	0.38	
					Int2:	34.06	(8)		I2-Fin:	24.62	(8)	0.75
					Fin:	58.68	(7)					0.84
Total:	Int1:	1:14.24	(9)				1.29					
	Int2:	1:32.24	(8)				1.70					
	Fin:	1:56.86	(6)				1.79					
7	19	<b>LOESETH Nina</b> Voelkl	NOR	Run1:	Int1:	17.66	(28)	I1-I2:	18.34	(26)	1.36	
					Int2:	36.00	(28)		I2-Fin:	22.85	(1)	2.28
					Fin:	58.85	(27)					1.62
				Run2:	Int1:	16.08	(12)	I1-I2:	17.66	(2)	0.40	
					Int2:	33.74	(3)		I2-Fin:	24.36	(1)	0.43
					Fin:	58.10	(2)					0.26
Total:	Int1:	1:14.93	(23)				1.98					
	Int2:	1:32.59	(12)				2.05					
	Fin:	1:56.95	(7)				1.88					
8	5	<b>HANSDOTTER Frida</b> Rossignol	SWE	Run1:	Int1:	17.06	(17)	I1-I2:	18.20	(25)	0.76	
					Int2:	35.26	(25)		I2-Fin:	23.19	(5)	1.54
					Fin:	58.45	(14)					1.22
				Run2:	Int1:	16.15	(18)	I1-I2:	17.92	(5)	0.47	
					Int2:	34.07	(9)		I2-Fin:	24.45	(3)	0.76
					Fin:	58.52	(4)					0.68
Total:	Int1:	1:14.60	(11)				1.65					
	Int2:	1:32.52	(11)				1.98					
	Fin:	1:56.97	(8)				1.90					
9	17	<b>SWENN-LARSSON Anna</b> Head	SWE	Run1:	Int1:	17.19	(22)	I1-I2:	17.72	(12)	0.89	
					Int2:	34.91	(18)		I2-Fin:	23.63	(14)	1.19
					Fin:	58.54	(15)					1.31
				Run2:	Int1:	16.07	(11)	I1-I2:	17.80	(4)	0.39	
					Int2:	33.87	(5)		I2-Fin:	24.73	(9)	0.56
					Fin:	58.60	(6)					0.76
Total:	Int1:	1:14.61	(12)				1.66					
	Int2:	1:32.41	(10)				1.87					
	Fin:	1:57.14	(9)				2.07					
10	45	<b>FEIERABEND Denise</b> Head	SUI	Run1:	Int1:	16.72	(4)	I1-I2:	17.37	(2)	0.42	
					Int2:	34.09	(4)		I2-Fin:	23.87	(18)	0.37
					Fin:	57.96	(6)					0.73
				Run2:	Int1:	16.11	(14)	I1-I2:	18.28	(22)	0.43	
					Int2:	34.39	(20)		I2-Fin:	24.87	(15)	1.08
					Fin:	59.26	(17)					1.42
Total:	Int1:	1:14.07	(6)				1.12					
	Int2:	1:32.35	(9)				1.81					
	Fin:	1:57.22	(10)				2.15					





**Number of Competitors: 28**

Rank	Bib	Name Ski	NSA	Positions			Partials			Difference		
				Pos.	Time	Rank	Pos.	Time	Rank	Time		
11	32	TERWIEL Eili	CAN	Run1:	Int1:	16.92	(12)	I1-I2:	17.71	(11)	0.62	
					Int2:	34.63	(9)		I2-Fin:	23.46	(9)	0.91
					Fin:	58.09	(7)					0.86
				Run2:	Int1:	16.01	(8)	I1-I2:	18.09	(13)	0.33	
					Int2:	34.10	(10)		I2-Fin:	25.11	(18)	0.79
					Fin:	59.21	(16)					1.37
				Total:	Int1:	1:14.10	(8)				1.15	
					Int2:	1:32.19	(6)				1.65	
					Fin:	1:57.30	(11)				2.23	
12	43	WIRTH Barbara	GER	Run1:	Int1:	17.18	(21)	I1-I2:	17.46	(4)	0.88	
					Int2:	34.64	(10)		I2-Fin:	23.96	(24)	0.92
					Fin:	58.60	(18)					1.37
				Run2:	Int1:	16.12	(15)	I1-I2:	18.11	(15)	0.44	
					Int2:	34.23	(17)		I2-Fin:	24.60	(7)	0.92
					Fin:	58.83	(11)					0.99
				Total:	Int1:	1:14.72	(17)				1.77	
					Int2:	1:32.83	(18)				2.29	
					Fin:	1:57.43	(12)				2.36	
13	15	HOSP Nicole Fischer	AUT	Run1:	Int1:	16.99	(14)	I1-I2:	18.12	(24)	0.69	
					Int2:	35.11	(21)		I2-Fin:	23.57	(11)	1.39
					Fin:	58.68	(19)					1.45
				Run2:	Int1:	16.16	(20)	I1-I2:	18.03	(10)	0.48	
					Int2:	34.19	(14)		I2-Fin:	24.59	(6)	0.88
					Fin:	58.78	(9)					0.94
				Total:	Int1:	1:14.84	(22)				1.89	
					Int2:	1:32.87	(20)				2.33	
					Fin:	1:57.46	(13)				2.39	
14	35	SAEFVENBERG Charlotta Rossignol	SWE	Run1:	Int1:	17.40	(27)	I1-I2:	17.75	(14)	1.10	
					Int2:	35.15	(22)		I2-Fin:	23.58	(12)	1.43
					Fin:	58.73	(21)					1.50
				Run2:	Int1:	15.94	(4)	I1-I2:	18.03	(10)	0.26	
					Int2:	33.97	(7)		I2-Fin:	24.77	(11)	0.66
					Fin:	58.74	(8)					0.90
				Total:	Int1:	1:14.67	(13)				1.72	
					Int2:	1:32.70	(13)				2.16	
					Fin:	1:57.47	(14)				2.40	
15	2	ZETTEL Kathrin Atomic	AUT	Run1:	Int1:	17.12	(20)	I1-I2:	18.05	(22)	0.82	
					Int2:	35.17	(24)		I2-Fin:	23.25	(7)	1.45
					Fin:	58.42	(13)					1.19
				Run2:	Int1:	16.35	(25)	I1-I2:	17.94	(6)	0.67	
					Int2:	34.29	(19)		I2-Fin:	24.89	(16)	0.98
					Fin:	59.18	(15)					1.34
				Total:	Int1:	1:14.77	(19)				1.82	
					Int2:	1:32.71	(14)				2.17	
					Fin:	1:57.60	(15)				2.53	
16	63	WALLNER Marina	GER	Run1:	Int1:	16.45	(2)	I1-I2:	17.56	(7)	0.15	
					Int2:	34.01	(3)		I2-Fin:	23.91	(20)	0.29
					Fin:	57.92	(3)					0.69
				Run2:	Int1:	15.94	(4)	I1-I2:	18.17	(19)	0.26	
					Int2:	34.11	(11)		I2-Fin:	25.68	(26)	0.80
					Fin:	59.79	(22)					1.95
				Total:	Int1:	1:13.86	(4)				0.91	
					Int2:	1:32.03	(5)				1.49	
					Fin:	1:57.71	(16)				2.64	



**Number of Competitors: 28**

Rank	Bib	Name Ski	NSA	Positions			Partials			Difference		
				Pos.	Time	Rank	Pos.	Time	Rank	Time		
17	8	<b>EKLUND Nathalie</b> Rossignol	SWE	Run1:	Int1:	16.94	(13)	I1-I2:	18.45	(28)	0.64	
					Int2:	35.39	(26)		I2-Fin:	23.40	(8)	1.67
					Fin:	58.79	(24)				1.56	
				Run2:	Int1:	15.99	(7)	I1-I2:	18.19	(21)	0.31	
					Int2:	34.18	(13)		I2-Fin:	24.75	(10)	0.87
					Fin:	58.93	(12)				1.09	
				Total:	Int1:	1:14.78	(20)				1.83	
Int2:	1:32.97	(21)					2.43					
Fin:	1:57.72	(17)					2.65					
18	48	<b>MARMOTTAN Anemone</b> Rossignol	FRA	Run1:	Int1:	17.19	(22)	I1-I2:	17.61	(9)	0.89	
					Int2:	34.80	(13)		I2-Fin:	23.78	(16)	1.08
					Fin:	58.58	(16)				1.35	
				Run2:	Int1:	16.13	(16)	I1-I2:	18.10	(14)	0.45	
					Int2:	34.23	(17)		I2-Fin:	24.92	(17)	0.92
					Fin:	59.15	(14)				1.31	
				Total:	Int1:	1:14.71	(15)				1.76	
Int2:	1:32.81	(16)					2.27					
Fin:	1:57.73	(18)					2.66					
19	23	<b>DAUM Alexandra</b> Rossignol	AUT	Run1:	Int1:	16.91	(11)	I1-I2:	17.74	(13)	0.61	
					Int2:	34.65	(11)		I2-Fin:	23.94	(22)	0.93
					Fin:	58.59	(17)				1.36	
				Run2:	Int1:	16.14	(17)	I1-I2:	18.08	(12)	0.46	
					Int2:	34.22	(16)		I2-Fin:	25.13	(19)	0.91
					Fin:	59.35	(18)				1.51	
				Total:	Int1:	1:14.73	(18)				1.78	
Int2:	1:32.81	(16)					2.27					
Fin:	1:57.94	(19)					2.87					
20	7	<b>PIETILAE-HOLMNER M.</b> Rossignol	SWE	Run1:	Int1:	17.21	(24)	I1-I2:	17.94	(19)	0.91	
					Int2:	35.15	(22)		I2-Fin:	23.67	(15)	1.43
					Fin:	58.82	(25)				1.59	
				Run2:	Int1:	16.18	(21)	I1-I2:	18.02	(9)	0.50	
					Int2:	34.20	(15)		I2-Fin:	25.19	(21)	0.89
					Fin:	59.39	(19)				1.55	
				Total:	Int1:	1:15.00	(24)				2.05	
Int2:	1:33.02	(22)					2.48					
Fin:	1:58.21	(20)					3.14					
21	28	<b>WIKSTROEM Emelie</b> Voelkl	SWE	Run1:	Int1:	16.85	(6)	I1-I2:	17.95	(20)	0.55	
					Int2:	34.80	(13)		I2-Fin:	23.97	(25)	1.08
					Fin:	58.77	(23)				1.54	
				Run2:	Int1:	16.03	(9)	I1-I2:	18.69	(28)	0.35	
					Int2:	34.72	(25)		I2-Fin:	24.83	(14)	1.41
					Fin:	59.55	(20)				1.71	
				Total:	Int1:	1:14.80	(21)				1.85	
Int2:	1:33.49	(24)					2.95					
Fin:	1:58.32	(21)					3.25					
22	71	<b>BARIOZ Taina</b> Fischer	FRA	Run1:	Int1:	17.33	(26)	I1-I2:	17.57	(8)	1.03	
					Int2:	34.90	(17)		I2-Fin:	23.78	(16)	1.18
					Fin:	58.68	(19)				1.45	
				Run2:	Int1:	16.56	(28)	I1-I2:	18.43	(25)	0.88	
					Int2:	34.99	(27)		I2-Fin:	24.79	(12)	1.68
					Fin:	59.78	(21)				1.94	
				Total:	Int1:	1:15.24	(26)				2.29	
Int2:	1:33.67	(27)					3.13					
Fin:	1:58.46	(22)					3.39					



**Number of Competitors: 28**

Rank	Bib	Name Ski	NSA	Positions			Partials			Difference		
				Pos.	Time	Rank	Pos.	Time	Rank	Time		
23	66	<b>WIESLER Maren</b>	GER	Run1:	Int1:	17.09	(19)	I1-I2:	17.28	(1)	0.79	
					Int2:	34.37	(5)		I2-Fin:	24.01	(26)	0.65
					Fin:	58.38	(11)				1.15	
				Run2:	Int1:	16.30	(23)	I1-I2:	18.15	(17)	0.62	
					Int2:	34.45	(22)		I2-Fin:	25.64	(25)	1.14
					Fin:	1:00.09	(25)				2.25	
				Total:	Int1:	1:14.68	(14)				1.73	
					Int2:	1:32.83	(18)				2.29	
					Fin:	1:58.47	(23)				3.40	
23	58	<b>SCHMOTZ Marlene</b>	GER	Run1:	Int1:	16.86	(8)	I1-I2:	17.66	(10)	0.56	
					Int2:	34.52	(7)		I2-Fin:	23.87	(18)	0.80
					Fin:	58.39	(12)				1.16	
				Run2:	Int1:	16.32	(24)	I1-I2:	18.33	(24)	0.64	
					Int2:	34.65	(24)		I2-Fin:	25.43	(24)	1.34
					Fin:	1:00.08	(24)				2.24	
				Total:	Int1:	1:14.71	(15)				1.76	
					Int2:	1:33.04	(23)				2.50	
					Fin:	1:58.47	(23)				3.40	
25	24	<b>NOENS Nastasia</b> Salomon	FRA	Run1:	Int1:	16.89	(9)	I1-I2:	17.52	(6)	0.59	
					Int2:	34.41	(6)		I2-Fin:	23.92	(21)	0.69
					Fin:	58.33	(10)				1.10	
				Run2:	Int1:	16.15	(18)	I1-I2:	18.28	(22)	0.47	
					Int2:	34.43	(21)		I2-Fin:	25.87	(28)	1.12
					Fin:	1:00.30	(27)				2.46	
				Total:	Int1:	1:14.48	(10)				1.53	
					Int2:	1:32.76	(15)				2.22	
					Fin:	1:58.63	(25)				3.56	
26	67	<b>MOELGG Manuela</b> Rossignol	ITA	Run1:	Int1:	17.08	(18)	I1-I2:	18.38	(27)	0.78	
					Int2:	35.46	(27)		I2-Fin:	23.46	(9)	1.74
					Fin:	58.92	(28)				1.69	
				Run2:	Int1:	16.51	(27)	I1-I2:	18.12	(16)	0.83	
					Int2:	34.63	(23)		I2-Fin:	25.28	(22)	1.32
					Fin:	59.91	(23)				2.07	
				Total:	Int1:	1:15.43	(28)				2.48	
					Int2:	1:33.55	(26)				3.01	
					Fin:	1:58.83	(26)				3.76	
27	22	<b>COSTAZZA Chiara</b> Rossignol	ITA	Run1:	Int1:	16.85	(6)	I1-I2:	17.95	(20)	0.55	
					Int2:	34.80	(13)		I2-Fin:	23.95	(23)	1.08
					Fin:	58.75	(22)				1.52	
				Run2:	Int1:	16.29	(22)	I1-I2:	18.50	(26)	0.61	
					Int2:	34.79	(26)		I2-Fin:	25.36	(23)	1.48
					Fin:	1:00.15	(26)				2.31	
				Total:	Int1:	1:15.04	(25)				2.09	
					Int2:	1:33.54	(25)				3.00	
					Fin:	1:58.90	(27)				3.83	



**Number of Competitors: 28**

Rank	Bib	Name Ski	NSA	Positions			Partials			Difference
				Pos.	Time	Rank	Pos.	Time	Rank	Time
28	64	<b>DUBOVSKA Martina</b> Elan	CZE	<b>Run1:</b>	<b>Int1:</b> 16.75 (5)	<b>I1-I2:</b> 17.77 (15)	24.30 (28)	<b>I2-Fin:</b>	0.45	
					<b>Int2:</b> 34.52 (7)				0.80	
					<b>Fin:</b> 58.82 (25)				1.59	
				<b>Run2:</b>	<b>Int1:</b> 16.42 (26)	<b>I1-I2:</b> 18.57 (27)	25.82 (27)	<b>I2-Fin:</b>	0.74	
					<b>Int2:</b> 34.99 (27)				1.68	
					<b>Fin:</b> 1:00.81 (28)				2.97	
				<b>Total:</b>	<b>Int1:</b> 1:15.24 (26)				2.29	
					<b>Int2:</b> 1:33.81 (28)				3.27	
					<b>Fin:</b> 1:59.63 (28)				4.56	

**LEGEND**

**Pos** Intermediate or Speed Position    **Int1:** Intermediate 1    **Run2** Second Run    **Run1** First Run    **Fin:** Finish  
**Total** First + Second Run            **Int2:** Intermediate 2

16-11-2013 / Levi (FIN) / 5076

Page 6/6

Data Processing by LONGINES

[www.fis-ski.com](http://www.fis-ski.com)

LONGINES Timing

Generation Date: SAT 16 NOV 2013

Time: 14:46

Document: 77A 1.0





# Audi FIS Ski World Cup LEVI

## 15.-17.11.2013



### AUDI FIS SKI WORLD CUP 2013/14



#### Levi (FIN)



### 1st LADIES' SLALOM 2nd RUN PERFORMANCE ANALYSIS 2

SAT 16 NOV 2013

Number of Competitors: 78

Bib	Name Ski	NSA	Positions			Partials			Difference		
			Pos.	Time	Rank	Pos.	Time	Rank	Time		
1	POUTIAINEN Tanja Fischer	FIN	Run1:	Int1:	17.40	(56)	I1-I2:	18.09	(44)	1.10	
				Int2:	35.49	(52)		I2-Fin:	22.98	(4)	1.77
				Fin:	58.47	(16)					1.24
			Run2:	Int1:	16.12	(15)	I1-I2:	18.08	(12)	0.44	
				Int2:	34.20	(15)		I2-Fin:			0.89
				Fin:	DNF						
Total:			Int1:								
			Int2:								
			Fin:	DNF							
2	ZETTEL Kathrin Atomic	AUT	Run1:	Int1:	17.12	(35)	I1-I2:	18.05	(36)	0.82	
				Int2:	35.17	(38)		I2-Fin:	23.25	(9)	1.45
				Fin:	58.42	(14)					1.19
			Run2:	Int1:	16.35	(27)	I1-I2:	17.94	(6)	0.67	
				Int2:	34.29	(20)		I2-Fin:	24.89	(16)	0.98
				Fin:	59.18	(15)					1.34
Total:			Int1:	1:14.77	(21)			1.82			
			Int2:	1:32.71	(15)			2.17			
			Fin:	1:57.60	(15)			2.53			
3	HOLDENER Wendy Head	SUI	Run1:	Int1:	16.77	(8)	I1-I2:	17.47	(6)	0.47	
				Int2:	34.24	(7)		I2-Fin:			0.52
				Fin:	DNF						
			Run2:	Int1:			I1-I2:				
				Int2:				I2-Fin:			
				Fin:	DNF						
Total:			Int1:								
			Int2:								
			Fin:	DNF							
4	SHIFFRIN Mikaela Atomic	USA	Run1:	Int1:	16.51	(4)	I1-I2:	17.49	(7)	0.21	
				Int2:	34.00	(2)		I2-Fin:	23.23	(8)	0.28
				Fin:	57.23	(1)					0.00
			Run2:	Int1:	15.72	(2)	I1-I2:	17.59	(1)	0.04	
				Int2:	33.31	(1)		I2-Fin:	24.53	(4)	0.00
				Fin:	57.84	(1)					0.00
Total:			Int1:	1:12.95	(1)			0.00			
			Int2:	1:30.54	(1)			0.00			
			Fin:	1:55.07	(1)			0.00			

16-11-2013 / Levi (FIN) / 5076

Page 1/14

Data Processing by LONGINES

www.fis-ski.com

LONGINES Timing

Generation Date: SAT 16 NOV 2013

Time: 14:46

Document: 77B 1.0





**Number of Competitors: 78**

Bib	Name Ski	NSA	Positions			Partials			Difference		
			Pos.	Time	Rank	Pos.	Time	Rank	Time		
5	<b>HANSDOTTER Frida</b> Rossignol	SWE	Run1:	Int1:	17.06	(29)	I1-I2:	18.20	(51)	0.76	
				Int2:	35.26	(41)		I2-Fin:	23.19	(7)	1.54
				Fin:	58.45	(15)					1.22
			Run2:	Int1:	16.15	(19)	I1-I2:	17.92	(5)	0.47	
				Int2:	34.07	(9)		I2-Fin:	24.45	(3)	0.76
				Fin:	58.52	(4)					0.68
			Total:	Int1:	1:14.60	(13)				1.65	
				Int2:	1:32.52	(11)				1.98	
				Fin:	1:56.97	(8)				1.90	
6	<b>MAZE Tina</b> Stoekli	SLO	Run1:	Int1:	17.01	(25)	I1-I2:	17.83	(24)	0.71	
				Int2:	34.84	(20)		I2-Fin:	22.91	(3)	1.12
				Fin:	57.75	(2)					0.52
			Run2:	Int1:	15.96	(6)	I1-I2:	18.17	(20)	0.28	
				Int2:	34.13	(12)		I2-Fin:	24.80	(13)	0.82
				Fin:	58.93	(12)					1.09
			Total:	Int1:	1:13.71	(3)				0.76	
				Int2:	1:31.88	(4)				1.34	
				Fin:	1:56.68	(3)				1.61	
7	<b>PIETILAE-HOLMNER Maria</b> Rossignol	SWE	Run1:	Int1:	17.21	(43)	I1-I2:	17.94	(27)	0.91	
				Int2:	35.15	(35)		I2-Fin:	23.67	(23)	1.43
				Fin:	58.82	(27)					1.59
			Run2:	Int1:	16.18	(23)	I1-I2:	18.02	(9)	0.50	
				Int2:	34.20	(15)		I2-Fin:	25.19	(21)	0.89
				Fin:	59.39	(19)					1.55
			Total:	Int1:	1:15.00	(26)				2.05	
				Int2:	1:33.02	(23)				2.48	
				Fin:	1:58.21	(20)				3.14	
8	<b>EKLUND Nathalie</b> Rossignol	SWE	Run1:	Int1:	16.94	(20)	I1-I2:	18.45	(60)	0.64	
				Int2:	35.39	(46)		I2-Fin:	23.40	(11)	1.67
				Fin:	58.79	(26)					1.56
			Run2:	Int1:	15.99	(7)	I1-I2:	18.19	(22)	0.31	
				Int2:	34.18	(13)		I2-Fin:	24.75	(10)	0.87
				Fin:	58.93	(12)					1.09
			Total:	Int1:	1:14.78	(22)				1.83	
				Int2:	1:32.97	(22)				2.43	
				Fin:	1:57.72	(17)				2.65	
9	<b>STRACHOVA Sarka</b> Fischer	CZE	Run1:	Int1:	17.80	(74)	I1-I2:	18.71	(69)	1.50	
				Int2:	36.51	(72)		I2-Fin:	23.40	(11)	2.79
				Fin:	59.91	(54)					2.68
			Run2:	Int1:			I1-I2:				
				Int2:				I2-Fin:			
				Fin:	DNQ						
			Total:	Int1:							
				Int2:							
				Fin:	DNQ						
10	<b>SCHILD Marlies</b> Atomic	AUT	Run1:	Int1:	17.63	(66)	I1-I2:	17.94	(27)	1.33	
				Int2:	35.57	(54)		I2-Fin:			1.85
				Fin:	DNF						
			Run2:	Int1:			I1-I2:				
				Int2:				I2-Fin:			
				Fin:	DNF						
			Total:	Int1:							
				Int2:							
				Fin:	DNF						



**Number of Competitors: 78**

Bib	Name Ski	NSA	Positions			Partials			Difference
			Pos.	Time	Rank	Pos.	Time	Rank	Time
11	<b>MIELZYNSKI Erin</b> Rossignol	CAN	Run1:	Int1:	17.73 (73)	I1-I2:	18.74 (71)	1.43	
				Int2:	36.47 (70)				I2-Fin:
				Fin:	1:00.22 (59)			2.99	
			Run2:	Int1:		I1-I2:			
				Int2:		I2-Fin:			
	Fin:	DNQ							
	Total:	Int1:							
		Int2:							
		Fin:	DNQ						
12	<b>SCHILD Bernadette</b> Atomic	AUT	Run1:	Int1:	17.66 (69)	I1-I2:	18.69 (67)	1.36	
				Int2:	36.35 (68)				I2-Fin:
				Fin:	59.95 (57)			2.72	
			Run2:	Int1:		I1-I2:			
				Int2:		I2-Fin:			
	Fin:	DNQ							
	Total:	Int1:							
		Int2:							
		Fin:	DNQ						
13	<b>KIRCHGASSER Michaela</b> Atomic	AUT	Run1:	Int1:	17.09 (33)	I1-I2:	18.47 (61)	0.79	
				Int2:	35.56 (53)				I2-Fin:
				Fin:	DNF				
			Run2:	Int1:		I1-I2:			
				Int2:		I2-Fin:			
	Fin:	DNF							
	Total:	Int1:							
		Int2:							
		Fin:	DNF						
14	<b>HOEFL-RIESCH Maria</b> Head	GER	Run1:	Int1:	17.23 (45)	I1-I2:	17.81 (23)	0.93	
				Int2:	35.04 (27)				I2-Fin:
				Fin:	57.92 (3)			0.69	
			Run2:	Int1:	16.08 (12)	I1-I2:	17.70 (3)	0.40	
				Int2:	33.78 (4)	I2-Fin:	24.43 (2)	0.47	
	Fin:	58.21 (3)			0.37				
	Total:	Int1:	1:14.00 (5)			1.05			
		Int2:	1:31.70 (3)			1.16			
		Fin:	1:56.13 (2)			1.06			
15	<b>HOSP Nicole</b> Fischer	AUT	Run1:	Int1:	16.99 (24)	I1-I2:	18.12 (47)	0.69	
				Int2:	35.11 (32)				I2-Fin:
				Fin:	58.68 (21)			1.45	
			Run2:	Int1:	16.16 (22)	I1-I2:	18.03 (10)	0.48	
				Int2:	34.19 (14)	I2-Fin:	24.59 (6)	0.88	
	Fin:	58.78 (9)			0.94				
	Total:	Int1:	1:14.84 (24)			1.89			
		Int2:	1:32.87 (21)			2.33			
		Fin:	1:57.46 (13)			2.39			
16	<b>GAGNON Marie-Michele</b> Rossignol	CAN	Run1:	Int1:	16.90 (16)	I1-I2:	17.79 (21)	0.60	
				Int2:	34.69 (16)				I2-Fin:
				Fin:	58.28 (9)			1.05	
			Run2:	Int1:	15.79 (3)	I1-I2:	18.15 (18)	0.11	
				Int2:	33.94 (6)	I2-Fin:	24.58 (5)	0.63	
	Fin:	58.52 (4)			0.68				
	Total:	Int1:	1:14.07 (6)			1.12			
		Int2:	1:32.22 (7)			1.68			
		Fin:	1:56.80 (5)			1.73			



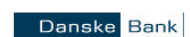
**Number of Competitors: 78**

Bib	Name Ski	NSA	Positions			Partials			Difference		
			Pos.	Time	Rank	Pos.	Time	Rank	Time		
17	SWENN-LARSSON Anna Head	SWE	Run1:	Int1:	17.19	(41)	I1-I2:	17.72	(16)	0.89	
				Int2:	34.91	(25)		I2-Fin:	23.63	(22)	1.19
				Fin:	58.54	(17)					1.31
			Run2:	Int1:	16.07	(11)	I1-I2:	17.80	(4)	0.39	
				Int2:	33.87	(5)		I2-Fin:	24.73	(9)	0.56
				Fin:	58.60	(6)					0.76
			Total:	Int1:	1:14.61	(14)				1.66	
Int2:	1:32.41	(10)					1.87				
Fin:	1:57.14	(9)					2.07				
18	DUERR Lena Fischer	GER	Run1:	Int1:	17.65	(68)	I1-I2:	17.92	(26)	1.35	
				Int2:	35.57	(54)		I2-Fin:	23.46	(13)	1.85
				Fin:	59.03	(34)					1.80
			Run2:	Int1:			I1-I2:				
				Int2:				I2-Fin:			
				Fin:	DNQ						
			Total:	Int1:							
Int2:											
Fin:	DNQ										
19	LOESETH Nina Voelki	NOR	Run1:	Int1:	17.66	(69)	I1-I2:	18.34	(55)	1.36	
				Int2:	36.00	(65)		I2-Fin:	22.85	(1)	2.28
				Fin:	58.85	(29)					1.62
			Run2:	Int1:	16.08	(12)	I1-I2:	17.66	(2)	0.40	
				Int2:	33.74	(3)		I2-Fin:	24.36	(1)	0.43
				Fin:	58.10	(2)					0.26
			Total:	Int1:	1:14.93	(25)				1.98	
Int2:	1:32.59	(12)					2.05				
Fin:	1:56.95	(7)					1.88				
20	GEIGER Christina Rossignol	GER	Run1:	Int1:	17.02	(26)	I1-I2:	18.07	(42)	0.72	
				Int2:	35.09	(30)		I2-Fin:	23.09	(5)	1.37
				Fin:	58.18	(8)					0.95
			Run2:	Int1:	16.06	(10)	I1-I2:	18.00	(8)	0.38	
				Int2:	34.06	(8)		I2-Fin:	24.62	(8)	0.75
				Fin:	58.68	(7)					0.84
			Total:	Int1:	1:14.24	(9)				1.29	
Int2:	1:32.24	(8)					1.70				
Fin:	1:56.86	(6)					1.79				
21	THALMANN Carmen Head	AUT	Run1:	Int1:	17.23	(45)	I1-I2:	18.65	(66)	0.93	
				Int2:	35.88	(62)		I2-Fin:	24.04	(45)	2.16
				Fin:	59.92	(56)					2.69
			Run2:	Int1:			I1-I2:				
				Int2:				I2-Fin:			
				Fin:	DNQ						
			Total:	Int1:							
Int2:											
Fin:	DNQ										
22	COSTAZZA Chiara Rossignol	ITA	Run1:	Int1:	16.85	(10)	I1-I2:	17.95	(29)	0.55	
				Int2:	34.80	(17)		I2-Fin:	23.95	(38)	1.08
				Fin:	58.75	(24)					1.52
			Run2:	Int1:	16.29	(24)	I1-I2:	18.50	(27)	0.61	
				Int2:	34.79	(27)		I2-Fin:	25.36	(23)	1.48
				Fin:	1:00.15	(26)					2.31
			Total:	Int1:	1:15.04	(27)				2.09	
Int2:	1:33.54	(26)					3.00				
Fin:	1:58.90	(27)					3.83				



**Number of Competitors: 78**

Bib	Name Ski	NSA	Positions			Partials			Difference				
			Pos.	Time	Rank	Pos.	Time	Rank	Time				
23	<b>DAUM Alexandra</b> Rossignol	AUT	Run1:	Int1:	16.91	(17)	I1-I2:	17.74	(17)	0.61			
				Int2:	34.65	(15)				I2-Fin:	23.94	(37)	0.93
				Fin:	58.59	(19)							1.36
			Run2:	Int1:	16.14	(18)	I1-I2:	18.08	(12)	0.46			
				Int2:	34.22	(17)				I2-Fin:	25.13	(19)	0.91
				Fin:	59.35	(18)							1.51
			Total:	Int1:	1:14.73	(20)				1.78			
Int2:	1:32.81	(17)					2.27						
Fin:	1:57.94	(19)					2.87						
24	<b>NOENS Nastasia</b> Salomon	FRA	Run1:	Int1:	16.89	(15)	I1-I2:	17.52	(8)	0.59			
				Int2:	34.41	(10)				I2-Fin:	23.92	(35)	0.69
				Fin:	58.33	(11)							1.10
			Run2:	Int1:	16.15	(19)	I1-I2:	18.28	(23)	0.47			
				Int2:	34.43	(22)				I2-Fin:	25.87	(28)	1.12
				Fin:	1:00.30	(27)							2.46
			Total:	Int1:	1:14.48	(11)				1.53			
Int2:	1:32.76	(16)					2.22						
Fin:	1:58.63	(25)					3.56						
25	<b>PHELAN Brittany</b> Fischer	CAN	Run1:	Int1:	17.33	(53)	I1-I2:	18.10	(45)	1.03			
				Int2:	35.43	(49)				I2-Fin:	23.89	(32)	1.71
				Fin:	59.32	(38)							2.09
			Run2:	Int1:			I1-I2:						
				Int2:						I2-Fin:			
				Fin:	DNQ								
			Total:	Int1:									
Int2:													
Fin:	DNQ												
26	<b>BARTHET Anne-Sophie</b> Head	FRA	Run1:	Int1:	17.13	(37)	I1-I2:	17.80	(22)	0.83			
				Int2:	34.93	(26)				I2-Fin:	24.00	(41)	1.21
				Fin:	58.93	(31)							1.70
			Run2:	Int1:			I1-I2:						
				Int2:						I2-Fin:			
				Fin:	DNQ								
			Total:	Int1:									
Int2:													
Fin:	DNQ												
27	<b>STIEGLER Resi</b> Rossignol	USA	Run1:	Int1:	17.31	(52)	I1-I2:	18.64	(64)	1.01			
				Int2:	35.95	(64)				I2-Fin:	23.52	(16)	2.23
				Fin:	59.47	(41)							2.24
			Run2:	Int1:			I1-I2:						
				Int2:						I2-Fin:			
				Fin:	DNQ								
			Total:	Int1:									
Int2:													
Fin:	DNQ												
28	<b>WIKSTROEM Emelie</b> Voelki	SWE	Run1:	Int1:	16.85	(10)	I1-I2:	17.95	(29)	0.55			
				Int2:	34.80	(17)				I2-Fin:	23.97	(40)	1.08
				Fin:	58.77	(25)							1.54
			Run2:	Int1:	16.03	(9)	I1-I2:	18.69	(29)	0.35			
				Int2:	34.72	(26)				I2-Fin:	24.83	(14)	1.41
				Fin:	59.55	(20)							1.71
			Total:	Int1:	1:14.80	(23)				1.85			
Int2:	1:33.49	(25)					2.95						
Fin:	1:58.32	(21)					3.25						



Number of Competitors: 78

Bib	Name Ski	NSA	Positions			Partials			Difference	
			Pos.	Time	Rank	Pos.	Time	Rank	Time	
29	GISIN Michelle Rossignol	SUI	Run1:	Int1:	17.22	(44)	I1-I2:	17.97	(32)	0.92
				Int2:	35.19	(39)	I2-Fin:	23.13	(6)	1.47
				Fin:	58.32	(10)				1.09
			Run2:	Int1:	16.15	(19)	I1-I2:			0.47
				Int2:			I2-Fin:			
				Fin:	DNF					
	Total:	Int1:								
		Int2:								
		Fin:	DNF							
30	RIESCH Susanne Blizzard	GER	Run1:	Int1:	17.05	(28)	I1-I2:	18.03	(35)	0.75
				Int2:	35.08	(29)	I2-Fin:	23.93	(36)	1.36
				Fin:	59.01	(33)				1.78
			Run2:	Int1:			I1-I2:			
				Int2:			I2-Fin:			
				Fin:	DNQ					
	Total:	Int1:								
		Int2:								
		Fin:	DNQ							
31	AUBERT Sandrine Fischer	FRA	Run1:	Int1:	17.61	(65)	I1-I2:	18.15	(50)	1.31
				Int2:	35.76	(59)	I2-Fin:	24.33	(52)	2.04
				Fin:	1:00.09	(58)				2.86
			Run2:	Int1:			I1-I2:			
				Int2:			I2-Fin:			
				Fin:	DNQ					
	Total:	Int1:								
		Int2:								
		Fin:	DNQ							
32	TERWIEL Eili	CAN	Run1:	Int1:	16.92	(19)	I1-I2:	17.71	(14)	0.62
				Int2:	34.63	(13)	I2-Fin:	23.46	(13)	0.91
				Fin:	58.09	(7)				0.86
			Run2:	Int1:	16.01	(8)	I1-I2:	18.09	(14)	0.33
				Int2:	34.10	(10)	I2-Fin:	25.11	(18)	0.79
				Fin:	59.21	(16)				1.37
	Total:	Int1:	1:14.10	(8)				1.15		
		Int2:	1:32.19	(6)				1.65		
		Fin:	1:57.30	(11)				2.23		
33	WORLEY Tessa Rossignol	FRA	Run1:	Int1:	17.46	(60)	I1-I2:	17.95	(29)	1.16
				Int2:	35.41	(47)	I2-Fin:	23.75	(24)	1.69
				Fin:	59.16	(35)				1.93
			Run2:	Int1:			I1-I2:			
				Int2:			I2-Fin:			
				Fin:	DNQ					
	Total:	Int1:								
		Int2:								
		Fin:	DNQ							
34	KIYOSAWA Emiko Fischer	JPN	Run1:	Int1:	17.94	(75)	I1-I2:	18.70	(68)	1.64
				Int2:	36.64	(74)	I2-Fin:	24.17	(47)	2.92
				Fin:	1:00.81	(63)				3.58
			Run2:	Int1:			I1-I2:			
				Int2:			I2-Fin:			
				Fin:	DNQ					
	Total:	Int1:								
		Int2:								
		Fin:	DNQ							

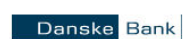
**Number of Competitors: 78**

Bib	Name Ski	NSA	Positions			Partials			Difference		
			Pos.	Time	Rank	Pos.	Time	Rank	Time		
35	<b>SAEFVENBERG Charlotta</b> Rossignol	SWE	Run1:	Int1:	17.40	(56)	I1-I2:	17.75	(18)	1.10	
				Int2:	35.15	(35)		I2-Fin:	23.58	(18)	1.43
				Fin:	58.73	(23)					1.50
			Run2:	Int1:	15.94	(4)	I1-I2:	18.03	(10)	0.26	
				Int2:	33.97	(7)		I2-Fin:	24.77	(11)	0.66
				Fin:	58.74	(8)					0.90
Total:	Int1:	1:14.67	(15)				1.72				
	Int2:	1:32.70	(14)				2.16				
	Fin:	1:57.47	(14)				2.40				
36	<b>LOESETH Mona</b> Atomic	NOR	Run1:	Int1:	16.48	(3)	I1-I2:	17.71	(14)	0.18	
				Int2:	34.19	(5)		I2-Fin:			0.47
				Fin:	DNF						
			Run2:	Int1:			I1-I2:				
				Int2:				I2-Fin:			
				Fin:	DNF						
Total:	Int1:										
	Int2:										
	Fin:	DNF									
37	<b>HOSHI Mizue</b> Salomon	JPN	Run1:	Int1:	17.36	(55)	I1-I2:	18.48	(62)	1.06	
				Int2:	35.84	(61)		I2-Fin:	23.61	(21)	2.12
				Fin:	59.45	(40)					2.22
			Run2:	Int1:			I1-I2:				
				Int2:				I2-Fin:			
				Fin:	DNQ						
Total:	Int1:										
	Int2:										
	Fin:	DNQ									
38	<b>FJAEILLSTROEM Magdalena</b> Head	SWE	Run1:	Int1:	17.30	(51)	I1-I2:	18.72	(70)	1.00	
				Int2:	36.02	(66)		I2-Fin:	23.75	(24)	2.30
				Fin:	59.77	(51)					2.54
			Run2:	Int1:			I1-I2:				
				Int2:				I2-Fin:			
				Fin:	DNQ						
Total:	Int1:										
	Int2:										
	Fin:	DNQ									
39	<b>AZZOLA Michela</b> Rossignol	ITA	Run1:	Int1:	17.64	(67)	I1-I2:	18.01	(34)	1.34	
				Int2:	35.65	(57)		I2-Fin:	24.26	(50)	1.93
				Fin:	59.91	(54)					2.68
			Run2:	Int1:			I1-I2:				
				Int2:				I2-Fin:			
				Fin:	DNQ						
Total:	Int1:										
	Int2:										
	Fin:	DNQ									
40	<b>GOODMAN Anna</b> Head	CAN	Run1:	Int1:	17.28	(48)	I1-I2:	18.08	(43)	0.98	
				Int2:	35.36	(45)		I2-Fin:	24.37	(53)	1.64
				Fin:	59.73	(49)					2.50
			Run2:	Int1:			I1-I2:				
				Int2:				I2-Fin:			
				Fin:	DNQ						
Total:	Int1:										
	Int2:										
	Fin:	DNQ									



**Number of Competitors: 78**

Bib	Name Ski	NSA	Positions			Partials			Difference
			Pos.	Time	Rank	Pos.	Time	Rank	Time
41	VLHOVA Petra Rossignol	SVK	Run1:	Int1:	17.29 (50)	I1-I2:	18.63 (63)	23.39 (10)	0.99
				Int2:	35.92 (63)				2.20
				Fin:	59.31 (37)				2.08
			Run2:	Int1:		I1-I2:			
				Int2:			I2-Fin:		
				Fin:	DNQ				
Total:	Int1:								
	Int2:								
	Fin:	DNQ							
42	FERK Marusa Stoekli	SLO	Run1:	Int1:	17.54 (64)	I1-I2:	18.12 (47)	23.90 (33)	1.24
				Int2:	35.66 (58)				1.94
				Fin:	59.56 (44)				2.33
			Run2:	Int1:		I1-I2:			
				Int2:			I2-Fin:		
				Fin:	DNQ				
Total:	Int1:								
	Int2:								
	Fin:	DNQ							
43	WIRTH Barbara	GER	Run1:	Int1:	17.18 (40)	I1-I2:	17.46 (5)	23.96 (39)	0.88
				Int2:	34.64 (14)				0.92
				Fin:	58.60 (20)				1.37
			Run2:	Int1:	16.12 (15)	I1-I2:	18.11 (16)	24.60 (7)	0.44
				Int2:	34.23 (18)				0.92
				Fin:	58.83 (11)				0.99
Total:	Int1:	1:14.72 (19)			1.77				
	Int2:	1:32.83 (19)			2.29				
	Fin:	1:57.43 (12)			2.36				
44	PARDELLER Sarah Elan	ITA	Run1:	Int1:	17.13 (37)	I1-I2:	18.21 (52)	24.23 (49)	0.83
				Int2:	35.34 (44)				1.62
				Fin:	59.57 (45)				2.34
			Run2:	Int1:		I1-I2:			
				Int2:			I2-Fin:		
				Fin:	DNQ				
Total:	Int1:								
	Int2:								
	Fin:	DNQ							
45	FEIERABEND Denise Head	SUI	Run1:	Int1:	16.72 (6)	I1-I2:	17.37 (2)	23.87 (30)	0.42
				Int2:	34.09 (4)				0.37
				Fin:	57.96 (6)				0.73
			Run2:	Int1:	16.11 (14)	I1-I2:	18.28 (23)	24.87 (15)	0.43
				Int2:	34.39 (21)				1.08
				Fin:	59.26 (17)				1.42
Total:	Int1:	1:14.07 (6)			1.12				
	Int2:	1:32.35 (9)			1.81				
	Fin:	1:57.22 (10)			2.15				
46	MOLTZAN Paula	USA	Run1:	Int1:	17.42 (58)	I1-I2:	18.36 (56)	25.11 (64)	1.12
				Int2:	35.78 (60)				2.06
				Fin:	1:00.89 (64)				3.66
			Run2:	Int1:		I1-I2:			
				Int2:			I2-Fin:		
				Fin:	DNQ				
Total:	Int1:								
	Int2:								
	Fin:	DNQ							



**Number of Competitors: 78**

Bib	Name Ski	NSA	Positions			Partials			Difference		
			Pos.	Time	Rank	Pos.	Time	Rank	Time		
47	<b>BENZONI Marta</b>	ITA	Run1:	Int1:	16.91	(17)	I1-I2:	17.98	(33)	0.61	
				Int2:	34.89	(23)		I2-Fin:	24.38	(54)	1.17
				Fin:	59.27	(36)					2.04
			Run2:	Int1:			I1-I2:				
				Int2:				I2-Fin:			
				Fin:	DNQ						
Total:	Int1:										
	Int2:										
	Fin:	DNQ									
48	<b>MARMOTTAN Anemone</b> Rossignol	FRA	Run1:	Int1:	17.19	(41)	I1-I2:	17.61	(11)	0.89	
				Int2:	34.80	(17)		I2-Fin:	23.78	(27)	1.08
				Fin:	58.58	(18)					1.35
			Run2:	Int1:	16.13	(17)	I1-I2:	18.10	(15)	0.45	
				Int2:	34.23	(18)		I2-Fin:	24.92	(17)	0.92
				Fin:	59.15	(14)					1.31
Total:	Int1:	1:14.71	(17)				1.76				
	Int2:	1:32.81	(17)				2.27				
	Fin:	1:57.73	(18)				2.66				
49	<b>HASEGAWA Emi</b>	JPN	Run1:	Int1:	17.94	(75)	I1-I2:	18.75	(72)	1.64	
				Int2:	36.69	(75)		I2-Fin:	24.01	(43)	2.97
				Fin:	1:00.70	(61)					3.47
			Run2:	Int1:			I1-I2:				
				Int2:				I2-Fin:			
				Fin:	DNQ						
Total:	Int1:										
	Int2:										
	Fin:	DNQ									
50	<b>HANAOKA Moe</b>	JPN	Run1:	Int1:	17.51	(62)	I1-I2:	18.87	(73)	1.21	
				Int2:	36.38	(69)		I2-Fin:	25.45	(66)	2.66
				Fin:	1:01.83	(67)					4.60
			Run2:	Int1:			I1-I2:				
				Int2:				I2-Fin:			
				Fin:	DNQ						
Total:	Int1:										
	Int2:										
	Fin:	DNQ									
51	<b>FILSER Andrea</b>	GER	Run1:	Int1:	17.53	(63)	I1-I2:	18.05	(36)	1.23	
				Int2:	35.58	(56)		I2-Fin:	24.00	(41)	1.86
				Fin:	59.58	(46)					2.35
			Run2:	Int1:			I1-I2:				
				Int2:				I2-Fin:			
				Fin:	DNQ						
Total:	Int1:										
	Int2:										
	Fin:	DNQ									
52	<b>SOPPELA Merle</b> Fischer	FIN	Run1:	Int1:	17.12	(35)	I1-I2:	18.11	(46)	0.82	
				Int2:	35.23	(40)		I2-Fin:	24.57	(58)	1.51
				Fin:	59.80	(52)					2.57
			Run2:	Int1:			I1-I2:				
				Int2:				I2-Fin:			
				Fin:	DNQ						
Total:	Int1:										
	Int2:										
	Fin:	DNQ									



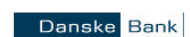
**Number of Competitors: 78**

Bib	Name Ski	NSA	Positions			Partials			Difference				
			Pos.	Time	Rank	Pos.	Time	Rank	Time				
53	<b>AGER Christina</b> Atomic	AUT	Run1:	Int1:	16.30	(1)	I1-I2:	17.42	(4)	0.00			
				Int2:	33.72	(1)					I2-Fin:	24.21	(48)
				Fin:	57.93	(5)							
			Run2:	Int1:	15.68	(1)	I1-I2:	17.95	(7)	0.00			
				Int2:	33.63	(2)					I2-Fin:	25.17	(20)
				Fin:	58.80	(10)							
Total:	Int1:	1:13.61	(2)	0.66									
	Int2:	1:31.56	(2)		1.02								
	Fin:	1:56.73	(4)			1.66							
54	<b>PERSYN Karen</b> Elan	BEL	Run1:	Int1:	16.98	(23)	I1-I2:	18.44	(59)	0.68			
				Int2:	35.42	(48)					I2-Fin:	24.99	(63)
				Fin:	1:00.41	(60)							
			Run2:	Int1:			I1-I2:			0.00			
				Int2:							I2-Fin:		
				Fin:	DNQ								
Total:	Int1:			0.00									
	Int2:				1.70								
	Fin:	DNQ				3.18							
55	<b>IGNJATOVIC Nevena</b> Stoeckli	SRB	Run1:	Int1:	16.94	(20)	I1-I2:	18.13	(49)	0.64			
				Int2:	35.07	(28)					I2-Fin:	24.62	(59)
				Fin:	59.69	(48)							
			Run2:	Int1:			I1-I2:			1.35			
				Int2:							I2-Fin:		
				Fin:	DNQ								2.46
Total:	Int1:			0.00									
	Int2:				1.35								
	Fin:	DNQ				2.46							
56	<b>HAASER Ricarda</b> Fischer	AUT	Run1:	Int1:	17.04	(27)	I1-I2:	18.06	(39)	0.74			
				Int2:	35.10	(31)					I2-Fin:	24.38	(54)
				Fin:	59.48	(42)							
			Run2:	Int1:			I1-I2:			1.38			
				Int2:							I2-Fin:		
				Fin:	DNQ								2.25
Total:	Int1:			0.00									
	Int2:				1.38								
	Fin:	DNQ				2.25							
57	<b>BLOMQVIST Lisa</b> Voelkl	SWE	Run1:	Int1:	16.59	(5)	I1-I2:	17.62	(12)	0.29			
				Int2:	34.21	(6)					I2-Fin:		
				Fin:	DNF								
			Run2:	Int1:			I1-I2:			0.49			
				Int2:							I2-Fin:		
				Fin:	DNF								
Total:	Int1:			0.00									
	Int2:				0.49								
	Fin:	DNF											
58	<b>SCHMOTZ Marlene</b>	GER	Run1:	Int1:	16.86	(13)	I1-I2:	17.66	(13)	0.56			
				Int2:	34.52	(11)					I2-Fin:	23.87	(30)
				Fin:	58.39	(13)							
			Run2:	Int1:	16.32	(26)	I1-I2:	18.33	(25)	0.64			
				Int2:	34.65	(25)					I2-Fin:	25.43	(24)
				Fin:	1:00.08	(24)							
Total:	Int1:	1:14.71	(17)	1.76									
	Int2:	1:33.04	(24)		2.50								
	Fin:	1:58.47	(23)			3.40							



**Number of Competitors: 78**

Bib	Name Ski	NSA	Positions			Partials			Difference
			Pos.	Time	Rank	Pos.	Time	Rank	Time
59	<b>KLUS Aleksandra</b> Voelkl	POL	Run1:	Int1:	17.48 (61)	I1-I2:	18.64 (64)	1.18	
				Int2:	36.12 (67)	I2-Fin:	25.68 (67)	2.40	
				Fin:	1:01.80 (66)			4.57	
			Run2:	Int1:		I1-I2:			
				Int2:		I2-Fin:			
	Fin:	DNQ							
	Total:	Int1:							
		Int2:							
		Fin:	DNQ						
60	<b>GANTNEROVA Jana</b>	SVK	Run1:	Int1:	17.25 (47)	I1-I2:	18.06 (39)	0.95	
				Int2:	35.31 (42)	I2-Fin:	24.07 (46)	1.59	
				Fin:	59.38 (39)			2.15	
			Run2:	Int1:		I1-I2:			
				Int2:		I2-Fin:			
	Fin:	DNQ							
	Total:	Int1:							
		Int2:							
		Fin:	DNQ						
61	<b>STAALNACKE Ylva</b> Voelkl	SWE	Run1:	Int1:		I1-I2:			
				Int2:		I2-Fin:			
				Fin:	DNF				
			Run2:	Int1:		I1-I2:			
				Int2:		I2-Fin:			
	Fin:	DNF							
	Total:	Int1:							
		Int2:							
		Fin:	DNF						
62	<b>BERTRAND Marion</b> Fischer	FRA	Run1:	Int1:	17.08 (30)	I1-I2:	18.06 (39)	0.78	
				Int2:	35.14 (34)	I2-Fin:	23.85 (29)	1.42	
				Fin:	58.99 (32)			1.76	
			Run2:	Int1:		I1-I2:			
				Int2:		I2-Fin:			
	Fin:	DNQ							
	Total:	Int1:							
		Int2:							
		Fin:	DNQ						
63	<b>WALLNER Marina</b>	GER	Run1:	Int1:	16.45 (2)	I1-I2:	17.56 (9)	0.15	
				Int2:	34.01 (3)	I2-Fin:	23.91 (34)	0.29	
				Fin:	57.92 (3)			0.69	
			Run2:	Int1:	15.94 (4)	I1-I2:	18.17 (20)	0.26	
				Int2:	34.11 (11)	I2-Fin:	25.68 (26)	0.80	
	Fin:	59.79 (22)			1.95				
	Total:	Int1:	1:13.86 (4)			0.91			
		Int2:	1:32.03 (5)			1.49			
		Fin:	1:57.71 (16)			2.64			
64	<b>DUBOVSKA Martina</b> Elan	CZE	Run1:	Int1:	16.75 (7)	I1-I2:	17.77 (19)	0.45	
				Int2:	34.52 (11)	I2-Fin:	24.30 (51)	0.80	
				Fin:	58.82 (27)			1.59	
			Run2:	Int1:	16.42 (28)	I1-I2:	18.57 (28)	0.74	
				Int2:	34.99 (28)	I2-Fin:	25.82 (27)	1.68	
	Fin:	1:00.81 (28)			2.97				
	Total:	Int1:	1:15.24 (28)			2.29			
		Int2:	1:33.81 (29)			3.27			
		Fin:	1:59.63 (28)			4.56			



**Number of Competitors: 78**

Bib	Name Ski	NSA	Positions			Partials			Difference				
			Pos.	Time	Rank	Pos.	Time	Rank	Time				
65	LAVTAR Katarina Voelkl	SLO	Run1:	Int1:	16.79	(9)	I1-I2:	18.36	(56)	0.49			
				Int2:	35.15	(35)					I2-Fin:	24.43	(57)
				Fin:	59.58	(46)							
			Run2:	Int1:		I1-I2:							
				Int2:					I2-Fin:				
				Fin:	DNQ								
Total:	Int1:												
	Int2:												
	Fin:	DNQ											
66	WIESLER Maren	GER	Run1:	Int1:	17.09	(33)	I1-I2:	17.28	(1)	0.79			
				Int2:	34.37	(9)					I2-Fin:	24.01	(43)
				Fin:	58.38	(12)							
			Run2:	Int1:	16.30	(25)	I1-I2:	18.15	(18)	0.62			
				Int2:	34.45	(23)					I2-Fin:	25.64	(25)
				Fin:	1:00.09	(25)							
Total:	Int1:	1:14.68	(16)				1.73						
	Int2:	1:32.83	(19)					2.29					
	Fin:	1:58.47	(23)						3.40				
67	MOELGG Manuela Rossignol	ITA	Run1:	Int1:	17.08	(30)	I1-I2:	18.38	(58)	0.78			
				Int2:	35.46	(51)					I2-Fin:	23.46	(13)
				Fin:	58.92	(30)							
			Run2:	Int1:	16.51	(29)	I1-I2:	18.12	(17)	0.83			
				Int2:	34.63	(24)					I2-Fin:	25.28	(22)
				Fin:	59.91	(23)							
Total:	Int1:	1:15.43	(30)				2.48						
	Int2:	1:33.55	(27)					3.01					
	Fin:	1:58.83	(26)						3.76				
68	GUTIERREZ Mireia Rossignol	AND	Run1:	Int1:	17.08	(30)	I1-I2:	17.78	(20)	0.78			
				Int2:	34.86	(22)					I2-Fin:	24.65	(60)
				Fin:	59.51	(43)							
			Run2:	Int1:		I1-I2:							
				Int2:					I2-Fin:				
				Fin:	DNQ								
Total:	Int1:												
	Int2:												
	Fin:	DNQ											
69	NOVOSELIC Sofija Salomon	CRO	Run1:	Int1:	16.86	(13)	I1-I2:	18.25	(53)	0.56			
				Int2:	35.11	(32)					I2-Fin:	24.72	(61)
				Fin:	59.83	(53)							
			Run2:	Int1:		I1-I2:							
				Int2:					I2-Fin:				
				Fin:	DNQ								
Total:	Int1:												
	Int2:												
	Fin:	DNQ											
70	KOPP Rahel Rossignol	SUI	Run1:	Int1:	16.85	(10)	I1-I2:	17.40	(3)	0.55			
				Int2:	34.25	(8)					I2-Fin:		
				Fin:	DNF								
			Run2:	Int1:		I1-I2:							
				Int2:					I2-Fin:				
				Fin:	DNF								
Total:	Int1:												
	Int2:												
	Fin:	DNF											



**Number of Competitors: 78**

Bib	Name Ski	NSA	Positions			Partials			Difference		
			Pos.	Time	Rank	Pos.	Time	Rank	Time		
71	<b>BARIOZ Taina</b> Fischer	FRA	Run1:	Int1:	17.33	(53)	I1-I2:	17.57	(10)	1.03	
				Int2:	34.90	(24)		I2-Fin:	23.78	(27)	1.18
				Fin:	58.68	(21)					1.45
			Run2:	Int1:	16.56	(30)	I1-I2:	18.43	(26)	0.88	
				Int2:	34.99	(28)		I2-Fin:	24.79	(12)	1.68
				Fin:	59.78	(21)					1.94
			Total:	Int1:	1:15.24	(28)				2.29	
				Int2:	1:33.67	(28)				3.13	
				Fin:	1:58.46	(22)				3.39	
72	<b>TILLEY Alexandra</b>	GBR	Run1:	Int1:	17.69	(72)	I1-I2:	18.91	(74)	1.39	
				Int2:	36.60	(73)		I2-Fin:			2.88
				Fin:	DNF						
			Run2:	Int1:			I1-I2:				
				Int2:				I2-Fin:			
				Fin:	DNF						
			Total:	Int1:							
				Int2:							
				Fin:	DNF						
73	<b>PROSTEVA Elena</b>	RUS	Run1:	Int1:	16.95	(22)	I1-I2:	17.89	(25)	0.65	
				Int2:	34.84	(20)		I2-Fin:			1.12
				Fin:	DNF						
			Run2:	Int1:			I1-I2:				
				Int2:				I2-Fin:			
				Fin:	DNF						
			Total:	Int1:							
				Int2:							
				Fin:	DNF						
74	<b>FANCHINI Sabrina</b> Dynastar	ITA	Run1:	Int1:	17.16	(39)	I1-I2:	18.27	(54)	0.86	
				Int2:	35.43	(49)		I2-Fin:	25.27	(65)	1.71
				Fin:	1:00.70	(61)					3.47
			Run2:	Int1:			I1-I2:				
				Int2:				I2-Fin:			
				Fin:	DNQ						
			Total:	Int1:							
				Int2:							
				Fin:	DNQ						
75	<b>HAPPONEN Emma</b>	FIN	Run1:	Int1:	17.28	(48)	I1-I2:	18.05	(36)	0.98	
				Int2:	35.33	(43)		I2-Fin:	24.42	(56)	1.61
				Fin:	59.75	(50)					2.52
			Run2:	Int1:			I1-I2:				
				Int2:				I2-Fin:			
				Fin:	DNQ						
			Total:	Int1:							
				Int2:							
				Fin:	DNQ						
76	<b>HOLM Sandra</b>	FIN	Run1:	Int1:	17.43	(59)	I1-I2:	19.04	(75)	1.13	
				Int2:	36.47	(70)		I2-Fin:	24.86	(62)	2.75
				Fin:	1:01.33	(65)					4.10
			Run2:	Int1:			I1-I2:				
				Int2:				I2-Fin:			
				Fin:	DNQ						
			Total:	Int1:							
				Int2:							
				Fin:	DNQ						





**Number of Competitors: 78**

Bib	Name Ski	NSA	Positions			Partials			Difference	
			Pos.	Time	Rank	Pos.	Time	Rank	Time	
77	GASUNA Lelde	LAT	Run1:	Int1:	17.67	(71)	I1-I2:	19.22	(76)	1.37
				Int2:	36.89	(76)				
				Fin:	DNF					
			Run2:	Int1:			I1-I2:			
				Int2:			I2-Fin:			
	Fin:	DNF								
	Total:	Int1:								
		Int2:								
		Fin:	DNF							
78	TOBI Triin	EST	Run1:	Int1:	19.14	(77)	I1-I2:	20.94	(77)	2.84
				Int2:	40.08	(77)				
				Fin:	DNF					
			Run2:	Int1:			I1-I2:			
				Int2:			I2-Fin:			
	Fin:	DNF								
	Total:	Int1:								
		Int2:								
		Fin:	DNF							

**LEGEND**

**Pos** Intermediate or Speed Position    **DNQ** Did Not Qualify    **Int2:** Intermediate 2    **Run2** Second Run    **Fin:** Finish  
**Total** First + Second Run    **Int1:** Intermediate 1    **DNF** Did Not Finish    **Run1** First Run

16-11-2013 / Levi (FIN) / 5076

Page 14/14

Data Processing by LONGINES

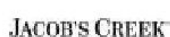
www.fis-ski.com

LONGINES Timing

Generation Date: SAT 16 NOV 2013

Time: 14:46

Document: 77B 1.0





Audi  
FIS Ski World Cup

# AUDI

## FIS SKI WORLD CUP 2013/14



### AFTER 1st LADIES' SLALOM SLALOM FIS WCSL LIST

Number of Competitors: 60

16 NOV 2013 Levi (FIN)

Rank	FIS Code	Name	NSA	1	Base	- X	+ Y	WCSL-SL
1	6535237	SHIFFRIN Mikaela	USA	100	688	76	100	712
2	565243	MAZE Tina	SLO	60	580	64	60	576
3	505679	HANSDOTTER Frida	SWE	32	440	49	32	423
4	206001	HOEFL-RIESCH Maria	GER	80	300	33	80	347
5	705287	VELEZ ZUZULOVA V.	SVK	-	356	40	-	316
6	55838	ZETTEL Kathrin	AUT	16	328	36	16	308
7	505760	PIETILAE-HOLMNER Maria	SWE	11	315	35	11	291
8	185140	POUTIAINEN Tanja	FIN	-	314	35	-	279
9	516280	HOLDENER Wendy	SUI	-	308	34	-	274
10	56032	SCHILD Bernadette	AUT	-	255	28	-	227
11	105269	GAGNON Marie-Michele	CAN	45	163	18	45	190
12	506350	EKLUND Nathalie	SWE	14	180	20	14	174
13	106961	MIELZYNSKI Erin	CAN	-	188	21	-	167
14	55759	KIRCHGASSER Michaela	AUT	-	186	21	-	165
15	55690	HOSP Nicole	AUT	20	161	18	20	163
16	506146	SWENN-LARSSON Anna	SWE	29	127	14	29	142
17	55590	SCHILD Marlies	AUT	-	159	18	-	141
17	155415	STRACHOVA Sarka	CZE	-	159	18	-	141
19	206279	GEIGER Christina	GER	40	112	12	40	140
20	425771	LOESETH Nina	NOR	36	115	13	36	138
21	505610	BORSSEN Therese	SWE	-	135	15	-	120
22	296509	CURTONI Irene	ITA	-	130	14	-	116
23	196803	MOUGEL Laurie	FRA	-	127	14	-	113
24	206355	DUERR Lena	GER	-	116	13	-	103
25	55977	THALMANN Carmen	AUT	-	104	12	-	92
26	55807	DAUM Alexandra	AUT	12	85	9	12	88
27	296354	COSTAZZA Chiara	ITA	4	92	10	4	86
28	196806	NOENS Nastasia	FRA	6	72	8	6	70
29	107068	PHELAN Brittany	CAN	-	65	7	-	58
30	106183	TERWIEL Eili	CAN	24	36	4	24	56
31	56258	AGER Christina	AUT	50	-	-	50	50
32	196726	BARTHET Anne-Sophie	FRA	-	54	6	-	48
32	506341	WIKSTROEM Emelie	SWE	10	43	5	10	48
34	515997	FEIERABEND Denise	SUI	26	23	3	26	46
35	205239	WIRTH Barbara	GER	22	21	2	22	41



AFTER 1st LADIES' SLALOM  
SLALOM FIS WCSL LIST

Number of Competitors: 60			16 NOV 2013 Levi				(FIN)
Rank	FIS Code	Name	NSA	1	Base	- X	+ Y = WCSL-SL
36	537772	STIEGLER Resi	USA	-	44	5	- 39
37	516284	GISIN Michelle	SUI	-	39	4	- 35
38	196793	MARMOTTAN Anemone	FRA	13	23	3	13 33
38	296259	MOELGG Manuela	ITA	5	31	3	5 33
40	195972	AUBERT Sandrine	FRA	-	36	4	- 32
40	206160	RIESCH Susanne	GER	-	36	4	- 32
42	206035	CHMELAR Fanny	GER	-	33	4	- 29
42	196928	WORLEY Tessa	FRA	-	33	4	- 29
44	56059	DEPAULI Jessica	AUT	-	28	3	- 25
45	297851	AZZOLA Michela	ITA	-	24	3	- 21
45	705423	VLHOVA Petra	SVK	-	24	3	- 21
47	506583	SAEFVENBERG Charlotta	SWE	18	-	-	18 18
48	206536	WALLNER Marina	GER	15	-	-	15 15
49	106633	GOODMAN Anna	CAN	-	16	2	- 14
50	506399	HECTOR Sara	SWE	-	13	1	- 12
51	196725	BARIOZ Taina	FRA	9	-	-	9 9
51	305944	KIYOSAWA Emiko	JPN	-	10	1	- 9
53	206532	SCHMOTZ Marlene	GER	8	-	-	8 8
53	206487	WIESLER Maren	GER	8	-	-	8 8
55	206497	FILSER Andrea	GER	-	8	1	- 7
55	306249	HASEGAWA Emi	JPN	-	8	1	- 7
57	565320	FERK Marusa	SLO	-	5	1	- 4
57	206174	STABER Veronika	GER	-	4	-	- 4
59	155728	DUBOVSKA Martina	CZE	3	-	-	3 3
60	515747	GISIN Dominique	SUI	-	1	-	- 1

Number of Competitors per Nation until 60th position

AUT : 9	CAN : 5	CZE : 2	FIN : 1	FRA : 7	GER : 11
ITA : 4	JPN : 2	NOR : 1	SLO : 2	SUI : 4	SVK : 2
SWE : 8	USA : 2				

**LEGEND**

**Base** Last season WCSL points  
**X** (Base / number of planned races in the current season) \* number of completed races in the current season  
**Y** WC points won in the current season  
**WCSL-SL** World Cup Start List points for Slalom

16-11-2013 / Levi (FIN) / 5076

Page 2/2

www.fis-ski.com

Generation Date: SAT 16 NOV 2013

Time: 15:37

Document: 60A 1.0





Audi  
FIS Ski World Cup

# AUDI

## FIS SKI WORLD CUP 2013/14



### AFTER 1st LADIES' SLALOM

### OVERALL FIS WCSL LIST

Number of Competitors: 130

Rank	FIS Code	Name	NSA	WCSL	DH	SL	GS	SG	SC
1	565243	MAZE Tina	SLO	2546	375 (1)	576 (2)	795 (1)	520 (1)	280 (1)
2	206001	HOEFL-RIESCH Maria	GER	1295	332 (3)	347 (4)	215 (8)	251 (6)	150 (3)
3	55947	FENNINGER Anna	AUT	1103	233 (8)	-	530 (2)	304 (3)	36 (20)
4	537545	MANCUSO Julia	USA	947	247 (6)	-	169 (13)	425 (2)	106 (5)
5	6535237	SHIFFRIN Mikaela	USA	907	-	712 (1)	195 (11)	-	-
6	55838	ZETTEL Kathrin	AUT	877	-	308 (6)	464 (3)	-	105 (7)
7	516138	GUT Lara	SUI	850	228 (10)	-	321 (6)	224 (8)	77 (9)
8	537544	VONN Lindsey	USA	833	340 (2)	-	101 (27)	286 (4)	106 (5)
9	205218	REBENSBURG Viktoria	GER	815	90 (26)	-	447 (4)	278 (5)	-
10	505679	HANSDOTTER Frida	SWE	630	-	423 (3)	207 (9)	-	-
11	196928	WORLEY Tessa	FRA	564	-	29 (42)	439 (5)	80 (24)	16 (33)
12	515747	GISIN Dominique	SUI	495	127 (20)	1 (60)	198 (10)	125 (12)	44 (16)
13	55690	HOSP Nicole	AUT	471	-	163 (15)	-	88 (23)	220 (2)
14	55576	GOERGL Elisabeth	AUT	462	110 (25)	-	151 (16)	125 (12)	76 (11)
15	355050	WEIRATHER Tina	LIE	457	244 (7)	-	66 (30)	147 (10)	-
16	55759	KIRCHGASSER Michaela	AUT	440	-	165 (14)	136 (21)	-	139 (4)
17	105269	GAGNON Marie-Michele	CAN	439	-	190 (11)	147 (18)	25 (37)	77 (9)
18	505760	PIETILAE-HOLMNER Maria	SWE	395	-	291 (7)	104 (26)	-	-
19	185140	POUTIAINEN Tanja	FIN	387	-	279 (8)	108 (25)	-	-
20	195983	ROLLAND Marion	FRA	373	296 (4)	-	-	77 (25)	-
21	495318	RUIZ CASTILLO Carolina	SPA	336	185 (15)	-	23 (39)	128 (11)	-
22	538305	SMITH Leanne	USA	332	202 (12)	-	-	125 (12)	5 (46)
23	515766	SUTER Fabienne	SUI	321	64 (27)	-	17 (44)	240 (7)	-
24	538573	ROSS Laurene	USA	316	166 (16)	-	-	104 (16)	46 (15)
24	705287	VELEZ ZUZULOVA Veronika	SVK	316	-	316 (5)	-	-	-
26	196460	MARCHAND-ARVIER Marie	FRA	305	196 (14)	-	-	89 (22)	20 (30)
27	537582	COOK Stacey	USA	304	284 (5)	-	-	20 (39)	-
27	296509	CURTONI Irene	ITA	304	-	116 (22)	188 (12)	-	-
29	296008	MERIGHETTI Daniela	ITA	302	216 (11)	-	-	72 (26)	14 (38)
30	296729	FANCHINI Nadia	ITA	297	114 (24)	-	146 (19)	37 (34)	-
30	516280	HOLDENER Wendy	SUI	297	-	274 (9)	12 (49)	-	11 (42)
32	505632	LINDELL-VIKARBY Jessica	SWE	294	-	-	228 (7)	66 (27)	-
33	55766	STERZ Regina	AUT	261	162 (17)	-	-	99 (17)	-
34	206367	HRONEK Veronique	GER	233	8 (41)	-	66 (30)	97 (19)	62 (12)
35	515806	JNGLIN-KAMER Nadja	SUI	230	230 (9)	-	-	-	-
36	56032	SCHILD Bernadette	AUT	227	-	227 (10)	-	-	-
37	297910	CURTONI Elena	ITA	226	2 (46)	-	51 (34)	91 (20)	82 (8)

16-11-2013 / Levi (FIN) / 5076

Page 1/4

www.fis-ski.com

Generation Date: SAT 16 NOV 2013

Time: 15:37

Document: 60B 1.0



AFTER 1st LADIES' SLALOM  
OVERALL FIS WCSL LIST

Number of Competitors: 130

Rank	FIS Code	Name	NSA	WCSL	DH	SL	GS	SG	SC
38	515573	AUFDENBLATTEN Fraenzi	SUI	219	121 (21)	-	-	98 (18)	-
39	55818	KOEHLE Stefanie	AUT	217	-	-	151 (16)	66 (27)	-
40	55913	MOSER Stefanie	AUT	209	147 (18)	-	-	50 (31)	12 (39)
41	206355	DUERR Lena	GER	202	-	103 (24)	37 (37)	22 (38)	40 (18)
42	296427	SCHNARF Johanna	ITA	200	116 (22)	-	-	58 (29)	26 (26)
43	538685	MCKENNIS Alice	USA	198	198 (13)	-	-	-	-
44	55970	SCHMIDHOFER Nicole	AUT	196	23 (38)	-	-	173 (9)	-
45	55750	FISCHBACHER Andrea	AUT	190	60 (29)	-	20 (41)	110 (15)	-
46	55590	SCHILD Marlies	AUT	181	-	141 (17)	40 (36)	-	-
47	196793	MARMOTTAN Anemone	FRA	179	-	33 (38)	146 (19)	-	-
48	506350	EKLUND Nathalie	SWE	174	-	174 (12)	-	-	-
49	297601	BRIGNONE Federica	ITA	173	-	-	157 (15)	-	16 (33)
50	425880	SEJERSTED Lotte Smiseth	NOR	171	55 (32)	-	37 (37)	40 (33)	39 (19)
51	106961	MIELZYNSKI Erin	CAN	167	-	167 (13)	-	-	-
52	515782	KAUFMANN-ABDERHALDEN	SUI	166	116 (22)	-	-	8 (43)	42 (17)
53	55898	BREM Eva-Maria	AUT	165	-	-	165 (14)	-	-
54	196726	BARTHET Anne-Sophie	FRA	158	-	48 (32)	90 (28)	-	20 (30)
55	565360	STUHEC Ilka	SLO	155	64 (27)	-	-	58 (29)	33 (22)
56	296472	FANCHINI Elena	ITA	151	129 (19)	-	-	1 (50)	21 (29)
56	425771	LOESETH Nina	NOR	151	-	138 (20)	13 (47)	-	-
58	506146	SWENN-LARSSON Anna	SWE	142	-	142 (16)	-	-	-
59	155415	STRACHOVA Sarka	CZE	141	-	141 (17)	-	-	-
60	206279	GEIGER Christina	GER	140	-	140 (19)	-	-	-
61	205993	HOELZL Kathrin	GER	121	-	-	121 (22)	-	-
62	505610	BORSSEN Therese	SWE	120	-	120 (21)	-	-	-
63	565268	DREV Ana	SLO	116	-	-	116 (23)	-	-
64	196803	MOUGEL Laurie	FRA	113	-	113 (23)	-	-	-
65	295445	KARBON Denise	ITA	109	-	-	109 (24)	-	-
66	515997	FEIERABEND Denise	SUI	108	-	46 (34)	-	-	62 (12)
67	296431	STUFFER Verena	ITA	95	59 (30)	-	-	36 (35)	-
68	196725	BARIOZ Taina	FRA	93	-	9 (51)	82 (29)	-	2 (48)
69	565320	FERK Marusa	SLO	92	26 (35)	4 (57)	-	-	62 (12)
69	55977	THALMANN Carmen	AUT	92	-	92 (25)	-	-	-
71	515560	SCHILD Martina	SUI	91	-	-	-	91 (20)	-
72	55807	DAUM Alexandra	AUT	88	-	88 (26)	-	-	-
73	296354	COSTAZZA Chiara	ITA	86	-	86 (27)	-	-	-
73	298323	GOGGIA Sofia	ITA	86	-	-	-	50 (31)	36 (20)
75	296259	MOELGG Manuela	ITA	85	-	33 (38)	52 (33)	-	-
76	298084	AGERER Lisa Magdalena	ITA	76	12 (40)	-	19 (43)	33 (36)	12 (39)
77	196806	NOENS Nastasia	FRA	70	-	70 (28)	-	-	-
78	297702	MARSAGLIA Francesca	ITA	69	34 (33)	-	-	8 (43)	27 (25)
79	506399	HECTOR Sara	SWE	63	-	12 (50)	21 (40)	1 (50)	29 (24)
80	107068	PHELAN Brittany	CAN	58	-	58 (29)	-	-	-
80	206175	STECHELT Gina	GER	58	58 (31)	-	-	-	-
82	106183	TERWIEL Elli	CAN	56	-	56 (30)	-	-	-
83	106825	PREFONTAINE Marie-Pier	CAN	53	-	-	53 (32)	-	-
84	56258	AGER Christina	AUT	50	-	50 (31)	-	-	-

16-11-2013 / Levi (FIN) / 5076

Page 2/4

www.fis-ski.com

Generation Date: SAT 16 NOV 2013

Time: 15:37

Document: 60B 1.0



AFTER 1st LADIES' SLALOM  
OVERALL FIS WCSL LIST

Number of Competitors: 130

Rank	FIS Code	Name	NSA	WCSL	DH	SL	GS	SG	SC
84	297134	BORSOTTI Camilla	ITA	50	22 (39)	-	-	5 (47)	23 (28)
86	506341	WIKSTROEM Emelie	SWE	48	-	48 (32)	-	-	-
87	196179	BERTRAND Marion	FRA	47	-	-	47 (35)	-	-
88	205239	WIRTH Barbara	GER	41	-	41 (35)	-	-	-
89	537772	STIEGLER Resi	USA	39	-	39 (36)	-	-	-
90	516284	GISIN Michelle	SUI	35	-	35 (37)	-	-	-
91	196812	PELLISSIER Marion	FRA	33	-	-	-	-	33 (22)
92	195972	AUBERT Sandrine	FRA	32	-	32 (40)	-	-	-
92	56128	HUETTER Cornelia	AUT	32	26 (35)	-	-	6 (45)	-
92	425929	MOWINCKEL Ragnhild	NOR	32	-	-	-	17 (40)	15 (36)
92	206160	RIESCH Susanne	GER	32	-	32 (40)	-	-	-
96	516145	KUENG Mirena	SUI	31	31 (34)	-	-	-	-
97	196968	BAILET Margot	FRA	30	4 (44)	-	-	-	26 (26)
98	55806	ALTACHER Margret	AUT	29	-	-	-	10 (41)	19 (32)
98	206035	CHMELAR Fanny	GER	29	-	29 (42)	-	-	-
100	245066	MIKLOS Edit	HUN	26	26 (35)	-	-	-	-
101	56059	DEPAULI Jessica	AUT	25	-	25 (44)	-	-	-
102	225206	ALCOTT Chemmy	GBR	23	7 (42)	-	-	4 (48)	12 (39)
103	515849	DETLING Andrea	SUI	22	6 (43)	-	-	9 (42)	7 (44)
104	297851	AZZOLA Michela	ITA	21	-	21 (45)	-	-	-
104	705423	VLHOVA Petra	SVK	21	-	21 (45)	-	-	-
106	206408	WEINBUCHNER Susanne	GER	20	-	-	20 (41)	-	-
107	506583	SAEFVENBERG Charlotta	SWE	18	-	18 (47)	-	-	-
108	197319	BAUD Adeline	FRA	16	-	-	16 (45)	-	-
108	565333	BRODNIK Vanja	SLO	16	-	-	-	-	16 (33)
108	56087	SIEBENHOFER Ramona	AUT	16	-	-	16 (45)	-	-
108	206174	STABER Veronika	GER	16	-	4 (57)	12 (49)	-	-
112	705349	GANTNEROVA Jana	SVK	15	-	-	-	-	15 (36)
112	206536	WALLNER Marina	GER	15	-	15 (48)	-	-	-
114	106633	GOODMAN Anna	CAN	14	-	14 (49)	-	-	-
115	206444	HOESL Simona	GER	13	-	-	13 (47)	-	-
115	505886	KLING Kajsa	SWE	13	-	-	9 (51)	-	4 (47)
117	197006	GAUTHIER Marine	FRA	9	-	-	-	-	9 (43)
117	305944	KIYOSAWA Emiko	JPN	9	-	9 (51)	-	-	-
117	425887	LOESETH Mona	NOR	9	-	-	9 (51)	-	-
120	297171	FANCHINI Sabrina	ITA	8	-	-	8 (53)	-	-
120	206532	SCHMOTZ Marlene	GER	8	-	8 (53)	-	-	-
120	206487	WIESLER Maren	GER	8	-	8 (53)	-	-	-
123	206497	FILSER Andrea	GER	7	-	7 (55)	-	-	-
123	306249	HASEGAWA Emi	JPN	7	-	7 (55)	-	-	-
125	56088	TIPPLER Tamara	AUT	6	-	-	-	-	6 (45)
125	106849	YURKIW Larisa	CAN	6	-	-	-	6 (45)	-
127	297153	CIPRIANI Enrica	ITA	3	-	-	-	3 (49)	-
127	155728	DUBOVSKA Martina	CZE	3	-	3 (59)	-	-	-
127	155563	KRIZOVA Klara	CZE	3	3 (45)	-	-	-	-
130	565331	LAVTAR Katarina	SLO	2	-	-	2 (54)	-	-





---

AFTER 1st LADIES' SLALOM  
OVERALL FIS WCSL LIST

---

**LEGEND**

**SC** Super Combined points   **DH** Downhill points   **SG** Super-G points   **WCSL** Overall points   **SL** Slalom points  
**GS** Giant Slalom points

16-11-2013 / Levi (FIN) / 5076

Page 4/4

[www.fis-ski.com](http://www.fis-ski.com)

Generation Date: SAT 16 NOV 2013

Time: 15:37

Document: 60B 1.0





Audi  
FIS Ski World Cup

**AUDI**  
**FIS SKI WORLD CUP 2013/14**



1st LADIES' SLALOM  
**SLALOM FIS WORLD CUP STANDINGS**

Number of Competitors: 28

16 NOV 2013 Levi (FIN)

Rank	FIS Code	Name	NSA	1	WC-SL	Diff.
1	6535237	SHIFFRIN Mikaela	USA	100	100	
2	206001	HOEFL-RIESCH Maria	GER	80	80	- 20
3	565243	MAZE Tina	SLO	60	60	- 40
4	56258	AGER Christina	AUT	50	50	- 50
5	105269	GAGNON Marie-Michele	CAN	45	45	- 55
6	206279	GEIGER Christina	GER	40	40	- 60
7	425771	LOESETH Nina	NOR	36	36	- 64
8	505679	HANSDOTTER Frida	SWE	32	32	- 68
9	506146	SWENN-LARSSON Anna	SWE	29	29	- 71
10	515997	FEIERABEND Denise	SUI	26	26	- 74
11	106183	TERWIEL Eili	CAN	24	24	- 76
12	205239	WIRTH Barbara	GER	22	22	- 78
13	55690	HOSP Nicole	AUT	20	20	- 80
14	506583	SAEFVENBERG Charlotta	SWE	18	18	- 82
15	55838	ZETTEL Kathrin	AUT	16	16	- 84
16	206536	WALLNER Marina	GER	15	15	- 85
17	506350	EKLUND Nathalie	SWE	14	14	- 86
18	196793	MARMOTTAN Anemone	FRA	13	13	- 87
19	55807	DAUM Alexandra	AUT	12	12	- 88
20	505760	PIETILAE-HOLMNER Maria	SWE	11	11	- 89
21	506341	WIKSTROEM Emelie	SWE	10	10	- 90
22	196725	BARIOZ Taina	FRA	9	9	- 91
23	206532	SCHMOTZ Marlene	GER	8	8	- 92
23	206487	WIESLER Maren	GER	8	8	- 92
25	196806	NOENS Nastasia	FRA	6	6	- 94
26	296259	MOELGG Manuela	ITA	5	5	- 95
27	296354	COSTAZZA Chiara	ITA	4	4	- 96
28	155728	DUBOVSKA Martina	CZE	3	3	- 97

**LEGEND**

WC-SL World Cup points for Slalom Diff. Points Difference

16-11-2013 / Levi (FIN) / 5076

Page 1/1

www.fis-ski.com

Generation Date: SAT 16 NOV 2013

Time: 14:58

Document: 25A 1.0





Audi  
FIS Ski World Cup

# AUDI

## FIS SKI WORLD CUP 2013/14



### 1st LADIES' SLALOM

## OVERALL FIS WORLD CUP STANDINGS

Number of Competitors: 48

Rank	FIS Code	Name	NSA	Points	DH	SL 1 race	GS 1 race	SG	SC
1	6535237	SHIFFRIN Mikaela	USA	140	-	100 (1)	40 (6)	-	-
2	516138	GUT Lara	SUI	100	-	-	100 (1)	-	-
3	55838	ZETTEL Kathrin	AUT	96	-	16 (15)	80 (2)	-	-
4	206001	HOEFL-RIESCH Maria	GER	80	-	80 (2)	-	-	-
5	565243	MAZE Tina	SLO	73	-	60 (3)	13 (18)	-	-
6	105269	GAGNON Marie-Michele	CAN	71	-	45 (5)	26 (10)	-	-
7	205218	REBENSBURG Viktoria	GER	60	-	-	60 (3)	-	-
8	56258	AGER Christina	AUT	50	-	50 (4)	-	-	-
8	55947	FENNINGER Anna	AUT	50	-	-	50 (4)	-	-
10	505760	PIETILAE-HOLMNER Maria	SWE	47	-	11 (20)	36 (7)	-	-
11	355050	WEIRATHER Tina	LIE	45	-	-	45 (5)	-	-
12	425771	LOESETH Nina	NOR	41	-	36 (7)	5 (26)	-	-
13	206279	GEIGER Christina	GER	40	-	40 (6)	-	-	-
14	505679	HANSDOTTER Frida	SWE	39	-	32 (8)	7 (24)	-	-
15	196793	MARMOTTAN Anemone	FRA	35	-	13 (18)	22 (12)	-	-
16	505632	LINDELL-VIKARBY Jessica	SWE	32	-	-	32 (8)	-	-
17	515747	GISIN Dominique	SUI	29	-	-	29 (9)	-	-
17	506146	SWENN-LARSSON Anna	SWE	29	-	29 (9)	-	-	-
19	515997	FEIERABEND Denise	SUI	26	-	26 (10)	-	-	-
20	206367	HRONEK Veronique	GER	24	-	-	24 (11)	-	-
20	106183	TERWIEL Eili	CAN	24	-	24 (11)	-	-	-
22	205239	WIRTH Barbara	GER	22	-	22 (12)	-	-	-
23	55750	FISCHBACHER Andrea	AUT	20	-	-	20 (13)	-	-
23	55690	HOSP Nicole	AUT	20	-	20 (13)	-	-	-
25	296729	FANCHINI Nadia	ITA	18	-	-	18 (14)	-	-
25	506583	SAEFVENBERG Charlotta	SWE	18	-	18 (14)	-	-	-
27	196726	BARTHET Anne-Sophie	FRA	16	-	-	16 (15)	-	-
27	56087	SIEBENHOFER Ramona	AUT	16	-	-	16 (15)	-	-
29	206536	WALLNER Marina	GER	15	-	15 (16)	-	-	-
30	55898	BREM Eva-Maria	AUT	14	-	-	14 (17)	-	-
30	506350	EKLUND Nathalie	SWE	14	-	14 (17)	-	-	-
32	196725	BARIOZ Taina	FRA	12	-	9 (22)	3 (28)	-	-
32	55807	DAUM Alexandra	AUT	12	-	12 (19)	-	-	-
32	295445	KARBON Denise	ITA	12	-	-	12 (19)	-	-
35	197319	BAUD Adeline	FRA	11	-	-	11 (20)	-	-
36	506341	WIKSTROEM Emelie	SWE	10	-	10 (21)	-	-	-
36	196928	WORLEY Tessa	FRA	10	-	-	10 (21)	-	-

16-11-2013 / Levi (FIN) / 5076

Page 1/2

www.fis-ski.com

Generation Date: SAT 16 NOV 2013

Time: 14:58

Document: 25B 1/0



1st LADIES' SLALOM  
OVERALL FIS WORLD CUP STANDINGS

Number of Competitors: 48

Rank	FIS Code	Name	NSA	Points	DH	SL 1 race	GS 1 race	SG	SC
38	55576	GOERGL Elisabeth	AUT	9	-	-	9 (22)	-	-
39	206532	SCHMOTZ Marlene	GER	8	-	8 (23)	-	-	-
39	515766	SUTER Fabienne	SUI	8	-	-	8 (23)	-	-
39	206487	WIESLER Maren	GER	8	-	8 (23)	-	-	-
42	297601	BRIGNONE Federica	ITA	6	-	-	6 (25)	-	-
42	196806	NOENS Nastasia	FRA	6	-	6 (25)	-	-	-
44	296259	MOELGG Manuela	ITA	5	-	5 (26)	-	-	-
45	296354	COSTAZZA Chiara	ITA	4	-	4 (27)	-	-	-
45	537545	MANCUSO Julia	USA	4	-	-	4 (27)	-	-
47	155728	DUBOVSKA Martina	CZE	3	-	3 (28)	-	-	-
48	565331	LAVTAR Katarina	SLO	2	-	-	2 (29)	-	-

**LEGEND**

SC Super Combined points    DH Downhill points    SG Super-G points    Points Overall points    SL Slalom points  
GS Giant Slalom points

16-11-2013 / Levi (FIN) / 5076

Page 2/2

[www.fis-ski.com](http://www.fis-ski.com)

Generation Date: SAT 16 NOV 2013

Time: 14:58

Document: 25B 1.0





Audi  
FIS Ski World Cup

**AUDI**  
**FIS SKI WORLD CUP 2013/14**



---

1st LADIES' SLALOM  
LADIES FIS NATION CUP

---

Number of Nations: 12

Rank	NSA		Points	Diff.	DH	SL	GS	SG	SC	TE
1	AUT	<b>Austria</b>	<b>287</b>		-	98	189	-	-	-
2	GER	<b>Germany</b>	<b>257</b>	- 30	-	173	84	-	-	-
3	SWE	<b>Sweden</b>	<b>189</b>	- 98	-	114	75	-	-	-
4	SUI	<b>Switzerland</b>	<b>163</b>	- 124	-	26	137	-	-	-
5	USA	<b>United States of America</b>	<b>144</b>	- 143	-	100	44	-	-	-
6	CAN	<b>Canada</b>	<b>95</b>	- 192	-	69	26	-	-	-
7	FRA	<b>France</b>	<b>90</b>	- 197	-	28	62	-	-	-
8	SLO	<b>Slovenia</b>	<b>75</b>	- 212	-	60	15	-	-	-
9	ITA	<b>Italy</b>	<b>45</b>	- 242	-	9	36	-	-	-
9	LIE	<b>Liechtenstein</b>	<b>45</b>	- 242	-	-	45	-	-	-
11	NOR	<b>Norway</b>	<b>41</b>	- 246	-	36	5	-	-	-
12	CZE	<b>Czech Republic</b>	<b>3</b>	- 284	-	3	-	-	-	-





Audi  
FIS Ski World Cup

# AUDI

## FIS SKI WORLD CUP 2013/14



### 1st LADIES' SLALOM

### FIS OVERALL NATION CUP

Number of Nations: 14

Rk	NSA	Overall+TE			DH Points			SL Points			GS Points			SG Points			SC Points		
		M+W	M	W	M+W	M	W	M+W	M	W	M+W	M	W	M+W	M	W	M+W	M	W
1	AUT	424	137	287	-	-	-	98	-	98	326	137	189	-	-	-	-	-	-
2	FRA	343	253	90	-	-	-	28	-	28	315	253	62	-	-	-	-	-	-
3	GER	276	19	257	-	-	-	173	-	173	103	19	84	-	-	-	-	-	-
4	USA	267	123	144	-	-	-	100	-	100	167	123	44	-	-	-	-	-	-
5	SWE	200	11	189	-	-	-	114	-	114	86	11	75	-	-	-	-	-	-
6	SUI	192	29	163	-	-	-	26	-	26	166	29	137	-	-	-	-	-	-
7	NOR	104	63	41	-	-	-	36	-	36	68	63	5	-	-	-	-	-	-
8	CAN	95	-	95	-	-	-	69	-	69	26	-	26	-	-	-	-	-	-
9	SLO	75	-	75	-	-	-	60	-	60	15	-	15	-	-	-	-	-	-
10	ITA	70	25	45	-	-	-	9	-	9	61	25	36	-	-	-	-	-	-
11	LIE	45	-	45	-	-	-	-	-	-	45	-	45	-	-	-	-	-	-
12	FIN	40	40	-	-	-	-	-	-	-	40	40	-	-	-	-	-	-	-
13	CRO	24	24	-	-	-	-	-	-	-	24	24	-	-	-	-	-	-	-
14	CZE	3	-	3	-	-	-	3	-	3	-	-	-	-	-	-	-	-	-







Audi  
FIS Ski World Cup

AUDI  
FIS SKI WORLD CUP 2013/14



---

AFTER 1st LADIES' SLALOM  
MANUFACTURERS STANDINGS LADIES

---

Number of Manufacturers: 5

Rank	Manufacturer	Points	Diff.	DH	SL	GS	SG	SC
1	Atomic	315		-	150	165	-	-
2	Rossignol	185	- 130	-	85	100	-	-
3	Head	130	- 185	-	80	50	-	-
4	Stoekli	60	- 255	-	60	-	-	-
4	Nordica	60	- 255	-	-	60	-	-





Audi  
FIS Ski World Cup

# AUDI FIS SKI WORLD CUP 2013/14




---

AFTER 1st LADIES' SLALOM  
MANUFACTURERS STANDINGS OVERALL

---

Number of Manufacturers: 7

Rk	Manuf.	Overall			DH Points			SL Points			GS Points			SG Points			SC Points		
		M+W	M	W	M+W	M	W	M+W	M	W	M+W	M	W	M+W	M	W	M+W	M	W
1	Atomic	375	60	315	-	-	-	150	-	150	225	60	165	-	-	-	-	-	-
2	Head	280	150	130	-	-	-	80	-	80	200	150	50	-	-	-	-	-	-
3	Rossignol	185	-	185	-	-	-	85	-	85	100	-	100	-	-	-	-	-	-
4	Salomon	130	130	-	-	-	-	-	-	-	130	130	-	-	-	-	-	-	-
5	Stoeckli	60	-	60	-	-	-	60	-	60	-	-	-	-	-	-	-	-	-
5	Nordica	60	-	60	-	-	-	-	-	-	60	-	60	-	-	-	-	-	-
7	Fischer	40	40	-	-	-	-	-	-	-	40	40	-	-	-	-	-	-	-

