



AUDI FIS SKI WORLD CUP LEVI



— 14.-16.11.2014 —



AUDI FIS SKI WORLD CUP 2014/15



Levi (FIN)



1st MEN'S SLALOM

ALPHABETICAL LIST OF COMPETITORS

Number of Competitors: 81, Number of NSA: 23

NSA	FIS Code	Name	FIS Points (6th of November 2014 - List 4)									
			DH		SL		GS		SG		SC	
AUT (9)	51395	DIGRUBER Marc	139.41	(955)	12.07	(99)	32.99	(589)	111.00	(1584)	103.26	(641)
	54063	FELLER Manuel	52.70	(266)	5.79	(24)	7.26	(35)	92.55	(1224)	102.09	(635)
	50605	HERBST Reinfried	666.69	(1884)	5.05	(14)	346.20	(4568)	518.67	(3148)	-	
	53831	HIRSCHER Marcel	76.49	(446)	0.00	(1)	0.00	(1)	20.07	(127)	4.52	(17)
	50981	HOERL Wolfgang	840.44	(1944)	7.88	(40)	44.81	(991)	590.63	(3200)	-	
	50707	MATT Mario	515.34	(1787)	2.44	(4)	95.49	(2627)	435.57	(3070)	47.93	(229)
	54170	MATT Michael	58.97	(298)	11.55	(89)	22.32	(279)	29.88	(213)	35.87	(151)
	50625	RAICH Benjamin	46.65	(233)	5.41	(18)	3.50	(6)	36.03	(272)	18.00	(46)
	54320	SCHWARZ Marco	31.74	(142)	14.19	(123)	19.57	(203)	20.72	(133)	45.14	(214)
BEL (1)	60160	ALAERTS Kai	999.00	(1972)	16.03	(144)	233.34	(4241)	278.01	(2833)	280.35	(1436)
BUL (1)	92562	PRISADOV Stefan	171.93	(1150)	12.49	(101)	32.60	(572)	88.86	(1163)	148.17	(894)
CAN (4)	103676	BROWN Phil	49.96	(249)	9.08	(54)	7.58	(37)	22.56	(153)	30.07	(110)
	102239	COUSINEAU Julien	836.33	(1943)	8.07	(43)	107.67	(2900)	234.78	(2705)	243.27	(1307)
	103865	PHILP Trevor	61.34	(318)	9.00	(52)	9.78	(53)	29.28	(205)	21.76	(60)
	103729	READ Erik	35.38	(165)	9.72	(64)	13.47	(94)	22.15	(145)	25.79	(80)
CRO (2)	380260	KOSTELIC Ivica	9.97	(48)	5.06	(15)	16.83	(153)	11.85	(58)	3.60	(7)
	380335	ZUBCIC Filip	57.60	(291)	9.59	(62)	17.58	(166)	61.20	(639)	41.31	(185)
CZE (2)	150644	KRYZL Krystof	46.94	(237)	10.01	(71)	8.44	(42)	42.52	(349)	33.80	(139)
	150594	TREJBAL Filip	258.72	(1464)	12.46	(100)	75.92	(2084)	214.20	(2599)	162.33	(974)
EST (1)	390035	SMITH Warren Cummings	771.39	(1926)	28.53	(433)	31.82	(551)	143.04	(2083)	160.80	(964)
FIN (6)	180731	DAHL Juho	-		14.31	(124)	30.70	(515)	-		-	
	180718	HENTTINEN Jens	308.43	(1560)	11.75	(94)	30.56	(512)	203.72	(2540)	520.88	(1772)
	180737	LUUKKO Max	80.02	(468)	19.60	(209)	17.70	(171)	56.29	(565)	64.04	(344)
	180732	NIEMELA Arttu	145.45	(1000)	25.11	(338)	27.80	(414)	52.43	(490)	73.02	(424)
	180703	PALONIEMI Santeri	-		9.81	(66)	66.77	(1769)	615.54	(3210)	621.81	(1846)
	180567	RASANEN Joonas	396.96	(1688)	10.60	(79)	29.39	(465)	248.90	(2752)	142.16	(853)
FRA (7)	192665	GRANGE Jean-Baptiste	150.60	(1026)	3.93	(8)	16.48	(146)	113.40	(1624)	23.15	(66)
	191459	LIZEROUX Julien	87.96	(530)	7.50	(38)	68.91	(1850)	88.10	(1150)	12.96	(35)

16-11-2014 / Levi (FIN) / 0112

Page 1/3

Data Processing by LONGINES

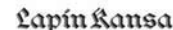
www.fis-ski.com

LONGINES Timing

Generation Date: SAT 15 NOV 2014

Time: 17:11

Document: 32E 1.0



ALPHABETICAL LIST OF COMPETITORS

Number of Competitors: 81, Number of NSA: 23

NSA	FIS Code	Name	FIS Points (6th of November 2014 - List 4)									
			DH		SL		GS		SG		SC	
FRA (7)	192504	MERMILLOD BLONDIN Thomas	24.16	(115)	11.37	(87)	17.67	(169)	3.64	(10)	3.57	(6)
	192506	MISSILLIER Steve	540.63	(1811)	5.54	(20)	4.26	(9)	31.01	(225)	15.19	(39)
	193967	MUFFAT-JEANDET Victor	49.38	(246)	7.23	(36)	4.93	(13)	48.73	(437)	19.37	(50)
	194364	PINTURAUULT Alexis	44.93	(222)	3.95	(9)	1.23	(3)	4.52	(17)	0.70	(3)
	194207	THEOLIER Steven	108.77	(709)	8.91	(49)	44.86	(994)	156.85	(2219)	84.74	(506)
GBR (1)	220689	RYDING Dave	375.09	(1662)	8.00	(42)	46.23	(1041)	203.31	(2539)	292.55	(1465)
GER (3)	202462	DOPFER Fritz	660.15	(1881)	3.34	(7)	3.40	(5)	78.59	(953)	358.16	(1590)
	201702	NEUREUTHER Felix	154.98	(1054)	0.98	(2)	3.82	(7)	94.02	(1254)	6.00	(31)
	201891	SCHMID Philipp	786.57	(1930)	8.65	(46)	26.68	(382)	542.37	(3169)	-	
HUN (1)	380290	SAMSAL Dalibor	57.96	(292)	9.41	(59)	28.67	(447)	40.63	(328)	29.41	(106)
ITA (7)	291145	DEVILLE Cristian	999.00	(1972)	11.81	(95)	22.07	(267)	447.80	(3089)	-	
	293797	GROSS Stefano	840.44	(1944)	4.46	(13)	95.84	(2636)	616.41	(3212)	-	
	294890	NANI Roberto	309.96	(1564)	10.49	(76)	4.15	(8)	124.02	(1813)	190.08	(1096)
	293098	RAZZOLI Giuliano	999.00	(1972)	10.31	(74)	53.16	(1285)	999.00	(3337)	-	
	6290183	RONCI Giordano	578.61	(1836)	7.50	(38)	20.65	(231)	156.51	(2215)	440.15	(1701)
	290732	THALER Patrick	999.00	(1972)	3.05	(6)	262.76	(4358)	999.00	(3337)	-	
291318	TONETTI Riccardo	45.55	(226)	9.00	(52)	15.77	(129)	59.02	(602)	17.02	(44)	
JPN (3)	303097	ISHII Tomoya	-		14.12	(121)	13.70	(99)	88.91	(1166)	222.84	(1223)
	304242	NARITA Hideyuki	110.84	(730)	11.34	(86)	15.16	(122)	58.01	(584)	147.16	(885)
	301709	YUASA Naoki	999.00	(1972)	5.86	(26)	28.55	(440)	999.00	(3337)	-	
KOR (1)	320266	JUNG Dong-hyun	523.50	(1797)	6.00	(31)	23.19	(301)	78.76	(958)	208.91	(1169)
LAT (1)	550054	ZVEJNIEKS Kristaps	124.88	(838)	13.86	(119)	16.85	(154)	68.04	(760)	93.98	(574)
NOR (5)	421669	HAUGEN Leif Kristian	43.47	(214)	5.94	(29)	4.72	(11)	38.61	(313)	381.11	(1614)
	421849	JOHANSEN Truls	999.00	(1972)	9.27	(55)	28.17	(422)	95.70	(1295)	-	
	422304	KRISTOFFERSEN Henrik	52.41	(262)	1.36	(3)	4.56	(10)	57.23	(576)	69.21	(389)
	421860	NORDBOTTEN Jonathan	326.37	(1594)	6.00	(31)	16.81	(152)	162.81	(2283)	228.56	(1251)
	422082	SOLEVAAG Sebastian-Foss	56.89	(286)	5.65	(21)	50.46	(1195)	64.70	(703)	68.31	(377)
RUS (2)	480736	KHOROSHILOV Alexander	41.72	(197)	5.53	(19)	15.84	(131)	32.34	(238)	5.93	(28)
	481327	TRIKHICHEV Pavel	50.38	(253)	9.67	(63)	11.90	(76)	34.68	(257)	20.32	(56)
SLO (2)	561117	KUERNER Miha	68.70	(378)	8.65	(46)	35.00	(668)	37.12	(291)	44.36	(205)
	561148	SKUBE Matic	294.12	(1538)	8.81	(48)	16.97	(157)	63.19	(674)	194.00	(1115)
SUI (7)	511983	AERNI Luca	37.96	(181)	5.75	(23)	20.92	(238)	29.92	(215)	22.87	(64)
	511896	MURISIER Justin	46.08	(230)	9.87	(67)	11.85	(73)	18.14	(107)	5.51	(22)
	512014	NIEDERBERGER Bernhard	30.35	(133)	10.57	(78)	33.04	(593)	33.24	(250)	20.58	(58)
	511908	SCHMIDIGER Reto	83.12	(485)	9.46	(60)	16.24	(141)	99.21	(1355)	52.34	(261)



ALPHABETICAL LIST OF COMPETITORS

Number of Competitors: 81, Number of NSA: 23

NSA	FIS Code	Name	FIS Points (6th of November 2014 - List 4)				
			DH	SL	GS	SG	SC
SUI (7)	511174	VOGEL Markus	999.00 (1972)	10.94 (82)	46.86 (1066)	427.77 (3060)	533.48 (1784)
	511996	YULE Daniel	62.19 (325)	6.69 (35)	31.01 (524)	60.69 (622)	32.14 (125)
	511902	ZENHAEUSERN Ramon	586.13 (1841)	8.07 (43)	14.53 (110)	95.92 (1304)	70.63 (407)
SVK (1)	700830	ZAMPA Adam	43.42 (212)	5.99 (30)	9.18 (46)	37.83 (300)	4.49 (16)
SWE (7)	501223	BAECK Axel	711.90 (1911)	5.20 (17)	23.72 (311)	879.12 (3310)	459.68 (1720)
	501101	BYGGMARK Jens	315.26 (1573)	5.06 (15)	55.10 (1358)	418.57 (3049)	169.69 (1004)
	501111	HARGIN Mattias	499.64 (1774)	2.69 (5)	41.25 (859)	293.54 (2869)	249.17 (1335)
	501116	LAHDENPERAE Anton	298.41 (1545)	5.86 (26)	40.55 (833)	311.10 (2904)	389.13 (1627)
	500656	LARSSON Markus	183.93 (1217)	3.99 (11)	73.35 (1992)	100.77 (1392)	28.02 (93)
	501458	LINDH Calle	98.11 (626)	11.40 (88)	8.06 (41)	36.81 (286)	53.90 (271)
	501017	MYHRER Andre	371.66 (1656)	4.43 (12)	5.82 (27)	118.98 (1734)	63.50 (341)
USA (7)	934502	ANKENY Michael	192.72 (1253)	9.92 (69)	12.30 (79)	55.04 (540)	51.38 (253)
	530165	BRANDENBURG Will	86.46 (517)	6.00 (31)	69.98 (1889)	26.28 (178)	25.70 (79)
	534508	CHODOUNSKY David	999.00 (1972)	5.72 (22)	18.58 (189)	22.74 (157)	143.37 (865)
	930107	GREGORAK Will	58.08 (294)	10.53 (77)	18.13 (181)	32.78 (244)	27.65 (89)
	532138	KASPER Nolan	231.14 (1395)	10.29 (73)	23.55 (309)	106.10 (1480)	59.45 (320)
	530837	KELLEY Tim	422.28 (1712)	9.40 (58)	22.70 (293)	151.68 (2167)	144.32 (872)
	534562	LIGETY Ted	5.74 (27)	5.84 (25)	0.29 (2)	4.84 (19)	0.00 (1)

LEGEND	DH Downhill	SL Slalom	GS Giant Slalom	SG Super-G	SC Alpine Combined
---------------	--------------------	------------------	------------------------	-------------------	---------------------------

16-11-2014 / Levi (FIN) / 0112

Page 3/3

Data Processing by LONGINES

www.fis-ski.com

LONGINES Timing

Generation Date: SAT 15 NOV 2014

Time: 17:11

Document: 32E 1.0





AUDI FIS SKI WORLD CUP LEVI



— 14.-16.11.2014 —



Audi FIS Ski World Cup

AUDI FIS SKI WORLD CUP 2014/15

Levi (FIN)



1st MEN'S SLALOM

SUN 16 NOV 2014

DRAW LIST BY POINTS

Number of Competitors: 81, Number of NSA: 23 Ranked 100 in the FIS List: TREJBAL F. FIS Pts: 12.46

No.	FIS Code	Name	NSA	WCSL-SL	WCSL-O	FIS-SL
1	53831	HIRSCHER Marcel	AUT	645 (1)	1384 (1)	0.00 (1)
2	201702	NEUREUTHER Felix	GER	550 (2)	812 (6)	0.98 (2)
3	422304	KRISTOFFERSEN Henrik	NOR	514 (3)	702 (9)	1.36 (3)
4	50707	MATT Mario	AUT	410 (4)	410 (19)	2.44 (4)
5	501111	HARGIN Mattias	SWE	385 (5)	385 (23)	2.69 (5)
6	290732	THALER Patrick	ITA	351 (6)	351 (25)	3.05 (6)
7	202462	DOPFER Fritz	GER	323 (7)	627 (10)	3.34 (7)
8	192665	GRANGE Jean-Baptiste	FRA	266 (8)	266 (35)	3.93 (8)
9	194364	PINTURAUULT Alexis	FRA	264 (9)	1090 (3)	3.95 (9)
10	500656	LARSSON Markus	SWE	260 (11)	260 (36)	3.99 (10)
11	501017	MYHRER Andre	SWE	218 (12)	281 (34)	4.43 (11)
12	293797	GROSS Stefano	ITA	215 (13)	215 (43)	4.46 (12)
13	50605	HERBST Reinfried	AUT	158 (14)	158 (48)	5.05 (13)
14	380260	KOSTELIC Ivica	CRO	157 (15)	296 (31)	5.06 (15)
15	501101	BYGGMARK Jens	SWE	157 (15)	157 (49)	5.06 (14)
16	+500 534562	LIGETY Ted	USA	81 (25)	1084 (4)	5.84 (24)
17	501223	BAECK Axel	SWE	143 (17)	143 (54)	5.20 (16)
18	50625	RAICH Benjamin	AUT	123 (18)	417 (18)	5.41 (17)
19	480736	KHOROSHILOV Alexander	RUS	111 (19)	127 (62)	5.53 (18)
20	192506	MISSILLIER Steve	FRA	110 (20)	328 (28)	5.54 (19)
21	422082	SOLEVAAG Sebastian-Foss	NOR	100 (21)	100 (67)	5.65 (20)
22	534508	CHODOUNSKY David	USA	93 (22)	93 (70)	5.72 (21)
23	511983	AERNI Luca	SUI	90 (23)	90 (72)	5.75 (22)
24	54063	FELLER Manuel	AUT	86 (24)	86 (74)	5.79 (23)
25	501116	LAHDENPERAE Anton	SWE	80 (26)	80 (77)	5.86 (25)
26	301709	YUASA Naoki	JPN	80 (26)	80 (77)	5.86 (26)
27	421669	HAUGEN Leif Kristian	NOR	72 (29)	244 (39)	5.94 (27)
28	700830	ZAMPA Adam	SVK	67 (30)	128 (61)	5.99 (28)
29	293098	RAZZOLI Giuliano	ITA	64 (31)	64 (86)	10.31 (59)
30	511996	YULE Daniel	SUI	50 (33)	50 (93)	6.69 (32)
31	191459	LIZEROUX Julien	FRA	50 (33)	50 (93)	7.50 (34)
32	421860	NORDBOTTEN Jonathan	NOR	27 (40)	27 (108)	6.00 (31)
33	530165	BRANDENBURG Will	USA	8 (46)	8 (135)	6.00 (29)
34	320266	JUNG Dong-hyun	KOR	-	-	6.00 (30)
35	193967	MUFFAT-JEANDET Victor	FRA	5 (50)	156 (50)	7.23 (33)
36	6290183	RONCI Giordano	ITA	-	-	7.50 (35)
37	50981	HOERL Wolfgang	AUT	36 (39)	36 (104)	7.88 (36)

16-11-2014 / Levi (FIN) / 0112

Page 1/3

Data Processing by LONGINES

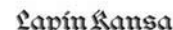
www.fis-ski.com

LONGINES Timing

Generation Date: SAT 15 NOV 2014

Time: 17:11

Document: 45A 1.0



DRAW LIST BY POINTS
Number of Competitors: 81, Number of NSA: 23 Ranked 100 in the FIS List: TREJBAL F. FIS Pts: 12.46

No.	FIS Code	Name	NSA	WCSL-SL	WCSL-O	FIS-SL
38	220689	RYDING Dave	GBR	-	-	8.00 (37)
39	511902	ZENHAEUSERN Ramon	SUI	21 (41)	21 (115)	8.07 (39)
40	102239	COUSINEAU Julien	CAN	13 (44)	13 (125)	8.07 (38)
41	201891	SCHMID Philipp	GER	-	-	8.65 (40)
42	561117	KUERNER Miha	SLO	-	-	8.65 (41)
43	561148	SKUBE Matic	SLO	-	-	8.81 (42)
44	194207	THEOLIER Steven	FRA	-	-	8.91 (43)
45	291318	TONETTI Riccardo	ITA	5 (50)	5 (144)	9.00 (44)
46	103865	PHILP Trevor	CAN	-	4 (147)	9.00 (45)
47	31-35 511174	VOGEL Markus	SUI	46 (35)	46 (97)	10.94 (64)
48	103676	BROWN Phil	CAN	-	16 (121)	9.08 (46)
49	421849	JOHANSEN Truls	NOR	-	-	9.27 (47)
50	530837	KELLEY Tim	USA	-	-	9.40 (48)
51	380290	SAMSAL Dalibor	HUN	-	-	9.41 (49)
52	511908	SCHMIDIGER Reto	SUI	-	-	9.46 (50)
53	380335	ZUBCIC Filip	CRO	-	-	9.59 (51)
54	481327	TRIKHICHEV Pavel	RUS	-	3 (150)	9.67 (52)
55	103729	READ Erik	CAN	-	-	9.72 (53)
56	180703	PALONIEMI Santeri	FIN	7 (48)	7 (142)	9.81 (54)
57	511896	MURISIER Justin	SUI	-	51 (91)	9.87 (55)
58	934502	ANKENY Michael	USA	-	-	9.92 (56)
59	150644	KRYZL Krystof	CZE	6 (49)	17 (120)	10.01 (57)
60	532138	KASPER Nolan	USA	38 (38)	38 (103)	10.29 (58)
61	294890	NANI Roberto	ITA	-	229 (42)	10.49 (60)
62	930107	GREGORAK Will	USA	-	-	10.53 (61)
63	512014	NIEDERBERGER Bernhard	SUI	-	-	10.57 (62)
64	180567	RASANEN Joonas	FIN	-	-	10.60 (63)
65	304242	NARITA Hideyuki	JPN	-	-	11.34 (65)
66	192504	MERMILLOD BLONDIN Thomas	FRA	-	295 (32)	11.37 (66)
67	501458	LINDH Calle	SWE	-	18 (118)	11.40 (67)
68	54170	MATT Michael	AUT	-	-	11.55 (68)
69	180718	HENTTINEN Jens	FIN	-	-	11.75 (69)
70	291145	DEVILLE Cristian	ITA	41 (37)	41 (101)	11.81 (70)
71	51395	DIGRUBER Marc	AUT	14 (43)	14 (123)	12.07 (71)
72	150594	TREJBAL Filip	CZE	-	-	= 12.46 (72)
73	92562	PRISADOV Stefan	BUL	-	-	> 12.49 (73)
74	550054	ZVEJNIEKS Kristaps	LAT	-	-	> 13.86 (74)
75	303097	ISHII Tomoya	JPN	-	-	> 14.12 (75)
76	54320	SCHWARZ Marco	AUT	-	-	> 14.19 (76)
77	180731	DAHL Juho	FIN	-	-	> 14.31 (77)
78	60160	ALAERTS Kai	BEL	-	-	> 16.03 (78)
79	180737	LUUKKO Max	FIN	-	-	> 19.60 (79)
80	180732	NIEMELA Arttu	FIN	-	-	> 25.11 (80)
81	390035	SMITH Warren Cummings	EST	-	-	> 28.53 (81)



LEGEND

+500 More than 500 points on WCSL-O after 15th place or after 30th place
31-35 Between 31st and 35th on the WCSL-Disciplin but over 45th place
WCSL-SL World Cup Start List points for Slalom

WCSL-O Overall WCSL points
FIS-SL FIS points for Slalom
No. Control Number

16-11-2014 / Levi (FIN) / 0112

Page 3/3

Data Processing by LONGINES

www.fis-ski.com

LONGINES Timing

Generation Date: SAT 15 NOV 2014

Time: 17:11

Document: 45A 1.0





AUDI FIS SKI WORLD CUP LEVI



— 14.-16.11.2014 —



AUDI FIS SKI WORLD CUP 2014/15



Levi (FIN)



1st MEN'S SLALOM 1st RUN

SUN 16 NOV 2014

START LIST

Start Time: 11:00

Jury

TD FIS	J. FORSMARK	SWE
Referee	M. WALDNER	FIS
Assistant Referee	E. COUDER	FIS
Chief of Race	P. TUOMIKOSKI	FIN

Technical Data

Course Name	Levi Black
Start Altitude	438 m
Finish Altitude	258 m
Vertical Drop	180 m
Homologation Number	9324/11/09

Race Information 1st Run

Course Setter	M. PFEIFER	AUT
Number of Gates	66	
Turning Gates	64	
Start Time	11:00	
Forerunners	A - M. MANKINEN	FIN
	B - A. TUHKALA	FIN
	C - T. TAKKI	FIN

Race Information 2nd Run

Course Setter	C. MITTER	NOR
Number of Gates		
Turning Gates		
Start Time	14:00	
Forerunners	A - M. MANKINEN	FIN
	B - A. TUHKALA	FIN
	C - T. TAKKI	FIN

Number of Competitors: 81, Number of NSA: 23

Bib	FIS Code	Name	Year of Birth	NSA	Time	Ski
1	422304	KRISTOFFERSEN Henrik	1994	NOR		Rossignol
2	201702	NEUREUTHER Felix	1984	GER		Nordica
3	501111	HARGIN Mattias	1985	SWE		Atomic
4	53831	HIRSCHER Marcel	1989	AUT		Atomic
5	202462	DOPFER Fritz	1987	GER		Nordica
6	290732	THALER Patrick	1978	ITA		Fischer
7	50707	MATT Mario	1979	AUT		Blizzard
8	293797	GROSS Stefano	1986	ITA		Voelkl
9	50605	HERBST Reinfried	1978	AUT		Fischer
10	500656	LARSSON Markus	1979	SWE		Rossignol
11	501017	MYHRER Andre	1983	SWE		Head
12	380260	KOSTELIC Ivica	1979	CRO		Fischer
13	192665	GRANGE Jean-Baptiste	1984	FRA		Fischer
14	501101	BYGGMARK Jens	1985	SWE		Voelkl
15	194364	PINTURAUULT Alexis	1991	FRA		Head
16	534562	LIGETY Ted	1984	USA		Head
17	501223	BAECK Axel	1987	SWE		Rossignol
18	50625	RAICH Benjamin	1978	AUT		Atomic
19	480736	KHOROSHILOV Alexander	1984	RUS		Fischer
20	192506	MISSILLIER Steve	1984	FRA		Fischer
21	422082	SOLEVAAG Sebastian-Foss	1991	NOR		Voelkl
22	534508	CHODOUNSKY David	1984	USA		Nordica

16-11-2014 / Levi (FIN) / 0112

Page 1/3

Data Processing by LONGINES

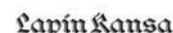
www.fis-ski.com

LONGINES Timing

Generation Date: SAT 15 NOV 2014

Time: 19:56

Document: 51A 1.0



Number of Competitors: 81, Number of NSA: 23

Bib	FIS Code	Name	Year of Birth	NSA	Time	Ski
23	511983	AERNI Luca	1993	SUI	_____	Salomon
24	54063	FELLER Manuel	1992	AUT	_____	Atomic
25	301709	YUASA Naoki	1983	JPN	_____	Hart
26	501116	LAHDENPERAE Anton	1985	SWE	_____	Fischer
27	421669	HAUGEN Leif Kristian	1987	NOR	_____	Rossignol
28	700830	ZAMPA Adam	1990	SVK	_____	Salomon
29	293098	RAZZOLI Giuliano	1984	ITA	_____	Fischer
30	511996	YULE Daniel	1993	SUI	_____	Fischer
31	191459	LIZEROUX Julien	1979	FRA	_____	Fischer
32	421860	NORDBOTTEN Jonathan	1989	NOR	_____	Head
33	530165	BRANDENBURG Will	1987	USA	_____	Fischer
34	320266	JUNG Dong-hyun	1988	KOR	_____	_____
35	193967	MUFFAT-JEANDET Victor	1989	FRA	_____	Salomon
36	6290183	RONCI Giordano	1992	ITA	_____	Salomon
37	50981	HOERL Wolfgang	1983	AUT	_____	Fischer
38	220689	RYDING Dave	1986	GBR	_____	Fischer
39	511902	ZENHAEUSERN Ramon	1992	SUI	_____	Rossignol
40	102239	COUSINEAU Julien	1981	CAN	_____	Fischer
41	561117	KUERNER Miha	1987	SLO	_____	_____
42	201891	SCHMID Philipp	1986	GER	_____	Rossignol
43	561148	SKUBE Matic	1988	SLO	_____	Voelkl
44	194207	THEOLIER Steven	1990	FRA	_____	Salomon
45	291318	TONETTI Riccardo	1989	ITA	_____	Voelkl
46	511174	VOGEL Markus	1984	SUI	_____	Fischer
47	103865	PHILP Trevor	1992	CAN	_____	Rossignol
48	103676	BROWN Phil	1991	CAN	_____	Rossignol
49	421849	JOHANSEN Truls	1989	NOR	_____	Fischer
50	530837	KELLEY Tim	1986	USA	_____	Voelkl
51	380290	SAMSAL Dalibor	1985	HUN	_____	_____
52	511908	SCHMIDIGER Reto	1992	SUI	_____	Nordica
53	380335	ZUBCIC Filip	1993	CRO	_____	Atomic
54	481327	TRIKHICHEV Pavel	1992	RUS	_____	Rossignol
55	103729	READ Erik	1991	CAN	_____	Fischer
56	180703	PALONIEMI Santeri	1993	FIN	_____	_____
57	511896	MURISIER Justin	1992	SUI	_____	Voelkl
58	934502	ANKENY Michael	1991	USA	_____	_____
59	150644	KRYZL Krystof	1986	CZE	_____	Blizzard
60	532138	KASPER Nolan	1989	USA	_____	Voelkl
61	294890	NANI Roberto	1988	ITA	_____	Voelkl
62	930107	GREGORAK Will	1990	USA	_____	Rossignol
63	512014	NIEDERBERGER Bernhard	1993	SUI	_____	Fischer
64	180567	RASANEN Joonas	1989	FIN	_____	_____
65	304242	NARITA Hideyuki	1993	JPN	_____	Salomon
66	192504	MERMILLOD BLONDIN Thomas	1984	FRA	_____	Rossignol
67	501458	LINDH Calle	1990	SWE	_____	Rossignol
68	54170	MATT Michael	1993	AUT	_____	Blizzard
69	180718	HENTTINEN Jens	1993	FIN	_____	Fischer
70	291145	DEVILLE Cristian	1981	ITA	_____	Blizzard



Number of Competitors: 81, Number of NSA: 23

Bib	FIS Code	Name	Year of Birth	NSA	Time	Ski
71	51395	DIGRUBER Marc	1988	AUT	_____	Blizzard
72	150594	TREJBAL Filip	1985	CZE	_____	Dynastar
73	92562	PRISADOV Stefan	1990	BUL	_____	Fischer
74	550054	ZVEJNIEKS Kristaps	1992	LAT	_____	
75	303097	ISHII Tomoya	1989	JPN	_____	Salomon
76	54320	SCHWARZ Marco	1995	AUT	_____	Fischer
77	180731	DAHL Juho	1994	FIN	_____	
78	60160	ALAERTS Kai	1989	BEL	_____	
79	180737	LUUKKO Max	1994	FIN	_____	
80	180732	NIEMELA Arttu	1994	FIN	_____	Atomic
81	390035	SMITH Warren Cummings	1992	EST	_____	





AUDI FIS SKI WORLD CUP LEVI



— 14.-16.11.2014 —



AUDI FIS SKI WORLD CUP 2014/15



Levi (FIN)



1st MEN'S SLALOM 1st RUN OFFICIAL RESULTS

SUN 16 NOV 2014
Start Time: 11:00

Jury

TD FIS	J. FORSMARK	SWE
Referee	M. WALDNER	FIS
Assistant Referee	E. COUDER	FIS
Chief of Race	P. TUOMIKOSKI	FIN

Technical Data

Course Name	Levi Black
Start Altitude	438 m
Finish Altitude	258 m
Vertical Drop	180 m
Homologation Number	9324/11/09

Race Information 1st Run

Course Setter	M. PFEIFER	AUT
Number of Gates	66	
Turning Gates	64	
Start Time	11:00	
Forerunners	A - M. MANKINEN	FIN
	B - A. TUHKALA	FIN
	C - T. TAKKI	FIN

Race Information 2nd Run

Course Setter	C. MITTER	NOR
Number of Gates		
Turning Gates		
Start Time	14:00	
Forerunners	A - M. MANKINEN	FIN
	B - A. TUHKALA	FIN
	C - T. TAKKI	FIN

Number of Competitors: 81, Number of NSA: 23

Rank	Bib	FIS Code	Name	Year of Birth	NSA	Time	Diff.	Ski
1	4	53831	HIRSCHER Marcel	1989	AUT	56.02		Atomic
2	1	422304	KRISTOFFERSEN Henrik	1994	NOR	56.08	0.06	Rossignol
3	21	422082	SOLEVAAG Sebastian-Foss	1991	NOR	56.22	0.20	Voelkl
4	6	290732	THALER Patrick	1978	ITA	56.35	0.33	Fischer
5	5	202462	DOPFER Fritz	1987	GER	56.44	0.42	Nordica
6	19	480736	KHOROSHILOV Alexander	1984	RUS	56.45	0.43	Fischer
7	11	501017	MYHRER Andre	1983	SWE	56.57	0.55	Head
8	2	201702	NEUREUTHER Felix	1984	GER	56.77	0.75	Nordica
9	3	501111	HARGIN Mattias	1985	SWE	56.78	0.76	Atomic
10	28	700830	ZAMPA Adam	1990	SVK	56.82	0.80	Salomon
11	29	293098	RAZZOLI Giuliano	1984	ITA	56.86	0.84	Fischer
12	30	511996	YULE Daniel	1993	SUI	56.93	0.91	Fischer
13	27	421669	HAUGEN Leif Kristian	1987	NOR	56.96	0.94	Rossignol
14	26	501116	LAHDENPERAE Anton	1985	SWE	57.21	1.19	Fischer
15	70	291145	DEVILLE Cristian	1981	ITA	57.27	1.25	Blizzard
16	17	501223	BAECK Axel	1987	SWE	57.39	1.37	Rossignol
17	40	102239	COUSINEAU Julien	1981	CAN	57.46	1.44	Fischer
18	18	50625	RAICH Benjamin	1978	AUT	57.48	1.46	Atomic
19	35	193967	MUFFAT-JEANDET Victor	1989	FRA	57.49	1.47	Salomon
20	45	291318	TONETTI Riccardo	1989	ITA	57.53	1.51	Voelkl
21	42	201891	SCHMID Philipp	1986	GER	57.59	1.57	Rossignol
22	16	534562	LIGETY Ted	1984	USA	57.60	1.58	Head

16-11-2014 / Levi (FIN) / 0112

Page 1/3

Data Processing by LONGINES

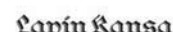
www.fis-ski.com

LONGINES Timing

Generation Date: SUN 16 NOV 2014

Time: 12:30

Document: 73B 1.0



Number of Competitors: 81, Number of NSA: 23

Rank	Bib	FIS Code	Name	Year of Birth	NSA	Time	Diff.	Ski
23	31	191459	LIZEROUX Julien	1979	FRA	57.70	1.68	Fischer
24	39	511902	ZENHAEUSERN Ramon	1992	SUI	57.78	1.76	Rossignol
25	9	50605	HERBST Reinfried	1978	AUT	57.85	1.83	Fischer
26	8	293797	GROSS Stefano	1986	ITA	57.91	1.89	Voelkl
27	37	50981	HOERL Wolfgang	1983	AUT	57.92	1.90	Fischer
28	22	534508	CHODOUNSKY David	1984	USA	57.93	1.91	Nordica
29	54	481327	TRIKHICHEV Pavel	1992	RUS	57.95	1.93	Rossignol
30	59	150644	KRYZL Krystof	1986	CZE	57.99	1.97	Blizzard
31	46	511174	VOGEL Markus	1984	SUI	58.03	2.01	Fischer
32	20	192506	MISSILLIER Steve	1984	FRA	58.04	2.02	Fischer
33	32	421860	NORDBOTTEN Jonathan	1989	NOR	58.07	2.05	Head
34	47	103865	PHILP Trevor	1992	CAN	58.10	2.08	Rossignol
35	41	561117	KUERNER Miha	1987	SLO	58.12	2.10	
36	25	301709	YUASA Naoki	1983	JPN	58.19	2.17	Hart
37	33	530165	BRANDENBURG Will	1987	USA	58.28	2.26	Fischer
38	67	501458	LINDH Calle	1990	SWE	58.29	2.27	Rossignol
39	61	294890	NANI Roberto	1988	ITA	58.30	2.28	Voelkl
40	12	380260	KOSTELIC Ivica	1979	CRO	58.33	2.31	Fischer
41	36	6290183	RONCI Giordano	1992	ITA	58.40	2.38	Salomon
42	53	380335	ZUBCIC Filip	1993	CRO	58.42	2.40	Atomic
43	57	511896	MURISIER Justin	1992	SUI	58.47	2.45	Voelkl
44	64	180567	RASANEN Joonas	1989	FIN	58.52	2.50	
44	43	561148	SKUBE Matic	1988	SLO	58.52	2.50	Voelkl
46	23	511983	AERNI Luca	1993	SUI	58.61	2.59	Salomon
47	72	150594	TREJBAL Filip	1985	CZE	58.69	2.67	Dynastar
48	74	550054	ZVEJNIEKS Kristaps	1992	LAT	58.70	2.68	
48	50	530837	KELLEY Tim	1986	USA	58.70	2.68	Voelkl
50	77	180731	DAHL Juho	1994	FIN	58.73	2.71	
51	71	51395	DIGRUBER Marc	1988	AUT	58.74	2.72	Blizzard
52	13	192665	GRANGE Jean-Baptiste	1984	FRA	58.81	2.79	Fischer
53	62	930107	GREGORAK Will	1990	USA	58.89	2.87	Rossignol
53	58	934502	ANKENY Michael	1991	USA	58.89	2.87	
55	60	532138	KASPER Nolan	1989	USA	58.90	2.88	Voelkl
56	51	380290	SAMSAL Dalibor	1985	HUN	58.93	2.91	
57	52	511908	SCHMIDIGER Reto	1992	SUI	58.94	2.92	Nordica
58	63	512014	NIEDERBERGER Bernhard	1993	SUI	59.04	3.02	Fischer
59	76	54320	SCHWARZ Marco	1995	AUT	59.08	3.06	Fischer
60	34	320266	JUNG Dong-hyun	1988	KOR	59.15	3.13	
61	75	303097	ISHII Tomoya	1989	JPN	59.22	3.20	Salomon
62	68	54170	MATT Michael	1993	AUT	59.52	3.50	Blizzard
62	48	103676	BROWN Phil	1991	CAN	59.52	3.50	Rossignol
64	78	60160	ALAERTS Kai	1989	BEL	59.57	3.55	
65	69	180718	HENTTINEN Jens	1993	FIN	1:00.46	4.44	Fischer
66	10	500656	LARSSON Markus	1979	SWE	1:00.71	4.69	Rossignol
67	15	194364	PINTURALT Alexis	1991	FRA	1:00.99	4.97	Head
68	44	194207	THEOLIER Steven	1990	FRA	1:04.86	8.84	Salomon
69	14	501101	BYGGMARK Jens	1985	SWE	1:06.74	10.72	Voelkl
70	65	304242	NARITA Hideyuki	1993	JPN	1:16.35	20.33	Salomon



Number of Competitors: 81, Number of NSA: 23

Rank	Bib	FIS Code	Name	Year of Birth	NSA	Time	Diff.	Ski
DID NOT START 1st RUN: 1 competitor								
	73	92562	PRISADOV Stefan	1990	BUL			Fischer
DID NOT FINISH 1st RUN: 10 competitors								
	7	50707	MATT Mario	1979	AUT			Blizzard
	24	54063	FELLER Manuel	1992	AUT			Atomic
	38	220689	RYDING Dave	1986	GBR			Fischer
	49	421849	JOHANSEN Truls	1989	NOR			Fischer
	55	103729	READ Erik	1991	CAN			Fischer
	56	180703	PALONIEMI Santeri	1993	FIN			
	66	192504	MERMILLOD BLONDIN T.	1984	FRA			Rossignol
	79	180737	LUUKKO Max	1994	FIN			
	80	180732	NIEMELA Arttu	1994	FIN			Atomic
	81	390035	SMITH Warren Cummings	1992	EST			





AUDI FIS SKI WORLD CUP LEVI



— 14.-16.11.2014 —



AUDI FIS SKI WORLD CUP 2014/15



Levi (FIN)



1st MEN'S SLALOM 2nd RUN

SUN 16 NOV 2014

START LIST

Start Time: 14:00

Race Information 2nd Run

Course Setter C. MITTER NOR
 Number of Gates 68
 Turning Gates 65
 Start Time 14:00

Technical Data

Course Name Levi Black
 Start Altitude 438 m
 Finish Altitude 258 m
 Vertical Drop 180 m
 Homologation Number 9324/11/09

Forerunners A - M. MANKINEN (FIN) B - A. TUHKALA (FIN) C - T. TAKKI (FIN)

Number of Competitors: 30, Number of NSA: 12

Start Order	Bib	FIS Code	Name	Year of Birth	NSA	1st Run	Diff.	Rank	2nd Run	Total	Ski
1	59	150644	KRYZL Krystof	1986	CZE	57.99	1.97	30			Blizzard
2	54	481327	TRIKHICHEV Pavel	1992	RUS	57.95	1.93	29			Rossignol
3	22	534508	CHODOUNSKY David	1984	USA	57.93	1.91	28			Nordica
4	37	50981	HOERL Wolfgang	1983	AUT	57.92	1.90	27			Fischer
5	8	293797	GROSS Stefano	1986	ITA	57.91	1.89	26			Voelkl
6	9	50605	HERBST Reinfried	1978	AUT	57.85	1.83	25			Fischer
7	39	511902	ZENHAEUSERN Ramon	1992	SUI	57.78	1.76	24			Rossignol
8	31	191459	LIZEROUX Julien	1979	FRA	57.70	1.68	23			Fischer
9	16	534562	LIGETY Ted	1984	USA	57.60	1.58	22			Head
10	42	201891	SCHMID Philipp	1986	GER	57.59	1.57	21			Rossignol
11	45	291318	TONETTI Riccardo	1989	ITA	57.53	1.51	20			Voelkl
12	35	193967	MUFFAT-JEANDET Victor	1989	FRA	57.49	1.47	19			Salomon
13	18	50625	RAICH Benjamin	1978	AUT	57.48	1.46	18			Atomic
14	40	102239	COUSINEAU Julien	1981	CAN	57.46	1.44	17			Fischer
15	17	501223	BAECK Axel	1987	SWE	57.39	1.37	16			Rossignol
16	70	291145	DEVILLE Cristian	1981	ITA	57.27	1.25	15			Blizzard
17	26	501116	LAHDENPERAE Anton	1985	SWE	57.21	1.19	14			Fischer
18	27	421669	HAUGEN Leif Kristian	1987	NOR	56.96	0.94	13			Rossignol
19	30	511996	YULE Daniel	1993	SUI	56.93	0.91	12			Fischer
20	29	293098	RAZZOLI Giuliano	1984	ITA	56.86	0.84	11			Fischer
21	28	700830	ZAMPA Adam	1990	SVK	56.82	0.80	10			Salomon
22	3	501111	HARGIN Mattias	1985	SWE	56.78	0.76	9			Atomic
23	2	201702	NEUREUTHER Felix	1984	GER	56.77	0.75	8			Nordica
24	11	501017	MYHRER Andre	1983	SWE	56.57	0.55	7			Head
25	19	480736	KHOROSHILOV A.	1984	RUS	56.45	0.43	6			Fischer
26	5	202462	DOPFER Fritz	1987	GER	56.44	0.42	5			Nordica
27	6	290732	THALER Patrick	1978	ITA	56.35	0.33	4			Fischer
28	21	422082	SOLEVAAG S.	1991	NOR	56.22	0.20	3			Voelkl
29	1	422304	KRISTOFFERSEN Henrik	1994	NOR	56.08	0.06	2			Rossignol
30	4	53831	HIRSCHER Marcel	1989	AUT	56.02	0.00	1			Atomic

16-11-2014 / Levi (FIN) / 0112

Page 1/1

Data Processing by LONGINES

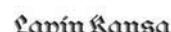
www.fis-ski.com

LONGINES Timing

Generation Date: SUN 16 NOV 2014

Time: 12:55

Document: 51B 1.0





AUDI FIS SKI WORLD CUP LEVI

— 14.-16.11.2014 —



AUDI FIS SKI WORLD CUP 2014/15



Levi (FIN)



1st MEN'S SLALOM 2nd RUN OFFICIAL RESULTS

SUN 16 NOV 2014
Start Time: 14:00

Jury

TD FIS	J. FORSMARK	SWE
Referee	M. WALDNER	FIS
Assistant Referee	E. COUDER	FIS
Chief of Race	P. TUOMIKOSKI	FIN

Technical Data

Course Name	Levi Black
Start Altitude	438 m
Finish Altitude	258 m
Vertical Drop	180 m
Homologation Number	9324/11/09

Race Information 1st Run

Course Setter	M. PFEIFER	AUT
Number of Gates	66	
Turning Gates	64	
Start Time	11:00	
Forerunners	A - M. MANKINEN	FIN
	B - A. TUHKALA	FIN
	C - T. TAKKI	FIN

Race Information 2nd Run

Course Setter	C. MITTER	NOR
Number of Gates	68	
Turning Gates	65	
Start Time	14:00	
Forerunners	A - M. MANKINEN	FIN
	B - A. TUHKALA	FIN
	C - T. TAKKI	FIN

Number of Competitors: 81, Number of NSA: 23

F-factor: 720

Rank	Bib	FIS Code	Name	Year of Birth	NSA	1st Run	2nd Run	Total	Diff.	Race Points	Ski
1	1	422304	KRISTOFFERSEN Henrik	1994	NOR	56.08	54.31	1:50.39		0.00	Rossignol
2	4	53831	HIRSCHER Marcel	1989	AUT	56.02	54.49	1:50.51	0.12	0.78	Atomic
3	2	201702	NEUREUTHER Felix	1984	GER	56.77	54.93	1:51.70	1.31	8.54	Nordica
4	21	422082	SOLEVAAG Sebastian-Foss	1991	NOR	56.22	55.49	1:51.71	1.32	8.61	Voelkl
5	6	290732	THALER Patrick	1978	ITA	56.35	55.52	1:51.87	1.48	9.65	Fischer
6	5	202462	DOPFER Fritz	1987	GER	56.44	55.47	1:51.91	1.52	9.91	Nordica
7	3	501111	HARGIN Mattias	1985	SWE	56.78	55.30	1:52.08	1.69	11.02	Atomic
8	19	480736	KHOROSHILOV Alexander	1984	RUS	56.45	55.91	1:52.36	1.97	12.85	Fischer
9	11	501017	MYHRER Andre	1983	SWE	56.57	56.00	1:52.57	2.18	14.22	Head
10	30	511996	YULE Daniel	1993	SUI	56.93	55.65	1:52.58	2.19	14.28	Fischer
11	26	501116	LAHDENPERAE Anton	1985	SWE	57.21	55.63	1:52.84	2.45	15.98	Fischer
12	29	293098	RAZZOLI Giuliano	1984	ITA	56.86	56.09	1:52.95	2.56	16.70	Fischer
13	70	291145	DEVILLE Cristian	1981	ITA	57.27	55.95	1:53.22	2.83	18.46	Blizzard
14	42	201891	SCHMID Philipp	1986	GER	57.59	55.68	1:53.27	2.88	18.78	Rossignol
15	18	50625	RAICH Benjamin	1978	AUT	57.48	55.93	1:53.41	3.02	19.70	Atomic
16	40	102239	COUSINEAU Julien	1981	CAN	57.46	56.09	1:53.55	3.16	20.61	Fischer
17	45	291318	TONETTI Riccardo	1989	ITA	57.53	56.09	1:53.62	3.23	21.07	Voelkl
18	16	534562	LIGETY Ted	1984	USA	57.60	56.12	1:53.72	3.33	21.72	Head
19	31	191459	LIZEROUX Julien	1979	FRA	57.70	56.19	1:53.89	3.50	22.83	Fischer
20	54	481327	TRIKHICHEV Pavel	1992	RUS	57.95	56.22	1:54.17	3.78	24.65	Rossignol

#049 _____

16-11-2014 / Levi (FIN) / 0112

Page 1/3

Data Processing by LONGINES

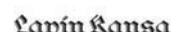
www.fis-ski.com

LONGINES Timing

Generation Date: SUN 16 NOV 2014

Time: 14:46

Document: 73C 1.0



Number of Competitors: 81, Number of NSA: 23

F-factor: 720

Rank	Bib	FIS Code	Name	Year of Birth	NSA	1st Run	2nd Run	Total	Diff.	Race Points	Ski
21	35	193967	MUFFAT-JEANDET Victor	1989	FRA	57.49	56.88	1:54.37	3.98	25.96	Salomon
21	8	293797	GROSS Stefano	1986	ITA	57.91	56.46	1:54.37	3.98	25.96	Voelkl
23	39	511902	ZENHAEUSERN Ramon	1992	SUI	57.78	56.70	1:54.48	4.09	26.68	Rossignol
24	17	501223	BAECK Axel	1987	SWE	57.39	57.17	1:54.56	4.17	27.20	Rossignol
25	59	150644	KRYZL Krystof	1986	CZE	57.99	56.65	1:54.64	4.25	27.72	Blizzard
26	22	534508	CHODOUNSKY David	1984	USA	57.93	56.78	1:54.71	4.32	28.18	Nordica
27	37	50981	HOERL Wolfgang	1983	AUT	57.92	57.09	1:55.01	4.62	30.13	Fischer
28 >	28	700830	ZAMPA Adam	1990	SVK	56.82	1:18.49	2:15.31	24.92	162.54	Salomon

DID NOT QUALIFY FOR 2nd RUN: 40 competitors

46	511174	VOGEL Markus	1984	SUI	58.03						Fischer
20	192506	MISSILLIER Steve	1984	FRA	58.04						Fischer
32	421860	NORDBOTTEN Jonathan	1989	NOR	58.07						Head
47	103865	PHILP Trevor	1992	CAN	58.10						Rossignol
41	561117	KUERNER Miha	1987	SLO	58.12						
25	301709	YUASA Naoki	1983	JPN	58.19						Hart
33	530165	BRANDENBURG Will	1987	USA	58.28						Fischer
67	501458	LINDH Calle	1990	SWE	58.29						Rossignol
61	294890	NANI Roberto	1988	ITA	58.30						Voelkl
12	380260	KOSTELIC Ivica	1979	CRO	58.33						Fischer
36	6290183	RONCI Giordano	1992	ITA	58.40						Salomon
53	380335	ZUBCIC Filip	1993	CRO	58.42						Atomic
57	511896	MURISIER Justin	1992	SUI	58.47						Voelkl
64	180567	RASANEN Joonas	1989	FIN	58.52						
43	561148	SKUBE Matic	1988	SLO	58.52						Voelkl
23	511983	AERNI Luca	1993	SUI	58.61						Salomon
72	150594	TREJBAL Filip	1985	CZE	58.69						Dynastar
74	550054	ZVEJNIEKS Kristaps	1992	LAT	58.70						
50	530837	KELLEY Tim	1986	USA	58.70						Voelkl
77	180731	DAHL Juho	1994	FIN	58.73						
71	51395	DIGRUBER Marc	1988	AUT	58.74						Blizzard
13	192665	GRANGE Jean-Baptiste	1984	FRA	58.81						Fischer
62	930107	GREGORAK Will	1990	USA	58.89						Rossignol
58	934502	ANKENY Michael	1991	USA	58.89						
60	532138	KASPER Nolan	1989	USA	58.90						Voelkl
51	380290	SAMSAL Dalibor	1985	HUN	58.93						
52	511908	SCHMIDIGER Reto	1992	SUI	58.94						Nordica
63	512014	NIEDERBERGER Bernhard	1993	SUI	59.04						Fischer
76	54320	SCHWARZ Marco	1995	AUT	59.08						Fischer
34	320266	JUNG Dong-hyun	1988	KOR	59.15						
75	303097	ISHII Tomoya	1989	JPN	59.22						Salomon
68	54170	MATT Michael	1993	AUT	59.52						Blizzard
48	103676	BROWN Phil	1991	CAN	59.52						Rossignol
78	60160	ALAERTS Kai	1989	BEL	59.57						
69	180718	HENTTINEN Jens	1993	FIN	1:00.46						Fischer
10	500656	LARSSON Markus	1979	SWE	1:00.71						Rossignol
15	194364	PINTURALT Alexis	1991	FRA	1:00.99						Head
44	194207	THEOLIER Steven	1990	FRA	1:04.86						Salomon

#049 _____



Number of Competitors: 81, Number of NSA: 23

F-factor: 720

Rank	Bib	FIS Code	Name	Year of Birth	NSA	1st Run	2nd Run	Total	Diff.	Race Points	Ski
	14	501101	BYGGMARK Jens	1985	SWE	1:06.74					Voelkl
	65	304242	NARITA Hideyuki	1993	JPN	1:16.35					Salomon

DID NOT START 1st RUN: 1 competitor

	73	92562	PRISADOV Stefan	1990	BUL						Fischer
--	----	-------	------------------------	------	-----	--	--	--	--	--	---------

DID NOT FINISH 1st RUN: 10 competitors

	7	50707	MATT Mario	1979	AUT						Blizzard
	24	54063	FELLER Manuel	1992	AUT						Atomic
	38	220689	RYDING Dave	1986	GBR						Fischer
	49	421849	JOHANSEN Truls	1989	NOR						Fischer
	55	103729	READ Erik	1991	CAN						Fischer
	56	180703	PALONIEMI Santeri	1993	FIN						
	66	192504	MERMILLOD BLONDIN T.	1984	FRA						Rossignol
	79	180737	LUUKKO Max	1994	FIN						
	80	180732	NIEMELA Arttu	1994	FIN						Atomic
	81	390035	SMITH Warren Cummings	1992	EST						

DID NOT FINISH 2nd RUN: 2 competitors

	9	50605	HERBST Reinfried	1978	AUT						Fischer
	27	421669	HAUGEN Leif Kristian	1987	NOR						Rossignol

Technical Delegate:
J. FORSMARK (SWE) #049

LEGEND

> Competitor's overall time is more than 8% greater than winning time (see FIS rule §10.2)

16-11-2014 / Levi (FIN) / 0112

Page 3/3

Data Processing by LONGINES

www.fis-ski.com

LONGINES Timing

Generation Date: SUN 16 NOV 2014

Time: 14:46

Document: 73C 1.0





AUDI FIS SKI WORLD CUP LEVI



— 14.-16.11.2014 —



AUDI FIS SKI WORLD CUP 2014/15



Levi (FIN)



1st MEN'S SLALOM

SUN 16 NOV 2014

PENALTY CALCULATION

Best 10 at Finish

Rank	Bib	FIS Code	Name	NSA	FIS Points	Best 5	Race Points
1	1	422304	KRISTOFFERSEN Henrik	NOR	1.36	1.36	0.00
2	4	53831	HIRSCHER Marcel	AUT	0.00	0.00	0.78
3	2	201702	NEUREUTHER Felix	GER	0.98	0.98	8.54
4	21	422082	SOLEVAAG Sebastian-Foss	NOR	5.65		
5	6	290732	THALER Patrick	ITA	3.05	3.05	9.65
6	5	202462	DOPFER Fritz	GER	3.34		
7	3	501111	HARGIN Mattias	SWE	2.69	2.69	11.02
8	19	480736	KHOROSHILOV Alexander	RUS	5.53		
9	11	501017	MYHRER Andre	SWE	4.43		
10	30	511996	YULE Daniel	SUI	6.69		

Best 5 FIS Points at Start

Rank	Bib	FIS Code	Name	NSA	FIS Points
2	4	53831	HIRSCHER Marcel	AUT	0.00
3	2	201702	NEUREUTHER Felix	GER	0.98
1	1	422304	KRISTOFFERSEN Henrik	NOR	1.36
DNF	7	50707	MATT Mario	AUT	2.44
7	3	501111	HARGIN Mattias	SWE	2.69

TOTALS:

FIS Points of Best 5 at Start (B)	7.47	
FIS Points of Best at Finish in Top 10 (A)		8.08
Race Points of Corresponding Competitors (C)		29.99
Calculated Penalty (A+B-C) : 10 =>	-1.444	
Rounded	-1.44	
Category Adder	0.00	
Correction Value (Z)	0.00	
Calculated Penalty	-1.44	
Penalty Applied	0.00	

Technical Delegate:
J. FORSMARK (SWE) #049

16-11-2014 / Levi (FIN) / 0112

Page 1/1

Data Processing by LONGINES

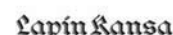
www.fis-ski.com

LONGINES Timing

Generation Date: SUN 16 NOV 2014

Time: 14:46

Document: 73G 1.0





AUDI FIS SKI WORLD CUP LEVI



— 14.-16.11.2014 —



AUDI FIS SKI WORLD CUP 2014/15



Levi (FIN)

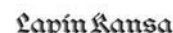


1st MEN'S SLALOM 2nd RUN PERFORMANCE ANALYSIS 1

SUN 16 NOV 2014

Number of Competitors: 28

Rank	Bib	Name Ski	NSA	Positions			Partials			Difference		
				Pos.	Time	Rank	Pos.	Time	Rank	Time		
1	1	KRISTOFFERSEN Henrik Rossignol	NOR	Run1:	Int1:	9.63	(15)	I1-I2:	9.21	(3)	0.22	
					Int2:	18.84	(5)	I2-I3:	23.14	(2)	0.19	
					Int3:	41.98	(4)	I3-Fin:	14.10	(1)	0.15	
					Fin:	56.08	(2)				0.06	
					Run2:	Int1:	9.61	(1)	I1-I2:	9.00	(10)	0.00
						Int2:	18.61	(3)	I2-I3:	21.98	(1)	0.20
						Int3:	40.59	(1)	I3-Fin:	13.72	(1)	0.00
						Fin:	54.31	(1)				0.00
					Total:	Int1:	1:05.69	(1)				0.00
						Int2:	1:14.69	(2)				0.26
						Int3:	1:36.67	(1)				0.00
						Fin:	1:50.39	(1)				0.00
					2	4	HIRSCHER Marcel Atomic	AUT	Run1:	Int1:	9.50	(3)
Int2:	18.78	(2)	I2-I3:	23.06						(1)	0.13	
Int3:	41.84	(2)	I3-Fin:	14.18						(2)	0.01	
Fin:	56.02	(1)									0.00	
Run2:	Int1:	9.70	(3)	I1-I2:						8.71	(1)	0.09
	Int2:	18.41	(1)	I2-I3:						22.26	(2)	0.00
	Int3:	40.67	(2)	I3-Fin:						13.82	(2)	0.08
	Fin:	54.49	(2)									0.18
Total:	Int1:	1:05.72	(2)									0.03
	Int2:	1:14.43	(1)									0.00
	Int3:	1:36.69	(2)									0.02
	Fin:	1:50.51	(2)									0.12
3	2	NEUREUTHER Felix Nordica	GER	Run1:						Int1:	9.69	(20)
					Int2:	19.06	(17)	I2-I3:	23.18	(5)	0.41	
					Int3:	42.24	(8)	I3-Fin:	14.53	(12)	0.41	
					Fin:	56.77	(8)				0.75	
					Run2:	Int1:	9.65	(2)	I1-I2:	8.93	(5)	0.04
						Int2:	18.58	(2)	I2-I3:	22.38	(3)	0.17
						Int3:	40.96	(3)	I3-Fin:	13.97	(6)	0.37
						Fin:	54.93	(3)				0.62
					Total:	Int1:	1:06.42	(8)				0.73
						Int2:	1:15.35	(7)				0.92
						Int3:	1:37.73	(3)				1.06
						Fin:	1:51.70	(3)				1.31



Number of Competitors: 28

Rank	Bib	Name Ski	NSA	Positions			Partials			Difference	
				Pos.	Time	Rank	Pos.	Time	Rank	Time	
4	21	SOLEVAAG S. Voelkl	NOR	Run1:	Int1:	9.50	(3)	I1-I2:	9.33	(9)	0.09
					Int2:	18.83	(4)	I2-I3:	23.14	(2)	0.18
					Int3:	41.97	(3)	I3-Fin:	14.25	(3)	0.14
					Fin:	56.22	(3)				0.20
				Run2:	Int1:	9.81	(13)	I1-I2:	8.91	(3)	0.20
					Int2:	18.72	(6)	I2-I3:	22.94	(17)	0.31
					Int3:	41.66	(11)	I3-Fin:	13.83	(3)	1.07
					Fin:	55.49	(6)				1.18
				Total:	Int1:	1:06.03	(3)				0.34
					Int2:	1:14.94	(3)				0.51
					Int3:	1:37.88	(6)				1.21
					Fin:	1:51.71	(4)				1.32
				5	6	THALER Patrick Fischer	ITA	Run1:	Int1:	9.45	(1)
Int2:	18.65	(1)	I2-I3:						23.18	(5)	0.00
Int3:	41.83	(1)	I3-Fin:						14.52	(11)	0.00
Fin:	56.35	(4)									0.33
Run2:	Int1:	9.80	(11)					I1-I2:	8.92	(4)	0.19
	Int2:	18.72	(6)					I2-I3:	22.73	(12)	0.31
	Int3:	41.45	(7)					I3-Fin:	14.07	(10)	0.86
	Fin:	55.52	(7)								1.21
Total:	Int1:	1:06.15	(4)								0.46
	Int2:	1:15.07	(4)								0.64
	Int3:	1:37.80	(4)								1.13
	Fin:	1:51.87	(5)								1.48
6	5	DOPFER Fritz Nordica	GER					Run1:	Int1:	9.63	(15)
				Int2:	18.93	(8)	I2-I3:		23.14	(2)	0.28
				Int3:	42.07	(5)	I3-Fin:		14.37	(8)	0.24
				Fin:	56.44	(5)					0.42
				Run2:	Int1:	9.83	(15)	I1-I2:	9.06	(16)	0.22
					Int2:	18.89	(16)	I2-I3:	22.53	(6)	0.48
					Int3:	41.42	(6)	I3-Fin:	14.05	(8)	0.83
					Fin:	55.47	(5)				1.16
				Total:	Int1:	1:06.27	(5)				0.58
					Int2:	1:15.33	(6)				0.90
					Int3:	1:37.86	(5)				1.19
					Fin:	1:51.91	(6)				1.52
				7	3	HARGIN Mattias Atomic	SWE	Run1:	Int1:	9.55	(9)
Int2:	18.82	(3)	I2-I3:						23.29	(9)	0.17
Int3:	42.11	(6)	I3-Fin:						14.67	(20)	0.28
Fin:	56.78	(9)									0.76
Run2:	Int1:	9.71	(5)					I1-I2:	9.00	(10)	0.10
	Int2:	18.71	(5)					I2-I3:	22.48	(5)	0.30
	Int3:	41.19	(4)					I3-Fin:	14.11	(12)	0.60
	Fin:	55.30	(4)								0.99
Total:	Int1:	1:06.49	(9)								0.80
	Int2:	1:15.49	(8)								1.06
	Int3:	1:37.97	(7)								1.30
	Fin:	1:52.08	(7)								1.69



Number of Competitors: 28

Rank	Bib	Name Ski	NSA	Positions			Partials			Difference		
				Pos.	Time	Rank	Pos.	Time	Rank	Time		
8	19	KHOROSHILOV A. Fischer	RUS	Run1:	Int1:	9.71	(23)	I1-I2:	9.18	(1)	0.30	
					Int2:	18.89	(7)	I2-I3:	23.29	(9)	0.24	
					Int3:	42.18	(7)	I3-Fin:	14.27	(4)	0.35	
					Fin:	56.45	(6)				0.43	
					Run2:	Int1:	9.90	(24)	I1-I2:	9.43	(27)	0.29
						Int2:	19.33	(27)	I2-I3:	22.69	(8)	0.92
						Int3:	42.02	(20)	I3-Fin:	13.89	(4)	1.43
						Fin:	55.91	(11)				1.60
					Total:	Int1:	1:06.35	(7)				0.66
						Int2:	1:15.78	(10)				1.35
						Int3:	1:38.47	(9)				1.80
						Fin:	1:52.36	(8)				1.97
					9	11	MYHRER Andre Head	SWE	Run1:	Int1:	9.59	(12)
Int2:	18.88	(6)	I2-I3:	23.38						(11)	0.23	
Int3:	42.26	(9)	I3-Fin:	14.31						(5)	0.43	
Fin:	56.57	(7)									0.55	
Run2:	Int1:	9.70	(3)	I1-I2:						8.99	(8)	0.09
	Int2:	18.69	(4)	I2-I3:						23.24	(24)	0.28
	Int3:	41.93	(19)	I3-Fin:						14.07	(10)	1.34
	Fin:	56.00	(14)									1.69
Total:	Int1:	1:06.27	(5)									0.58
	Int2:	1:15.26	(5)									0.83
	Int3:	1:38.50	(10)									1.83
	Fin:	1:52.57	(9)									2.18
10	30	YULE Daniel Fischer	SUI	Run1:						Int1:	9.69	(20)
					Int2:	19.12	(20)	I2-I3:	23.28	(8)	0.47	
					Int3:	42.40	(11)	I3-Fin:	14.53	(12)	0.57	
					Fin:	56.93	(12)				0.91	
					Run2:	Int1:	9.85	(20)	I1-I2:	9.14	(20)	0.24
						Int2:	18.99	(21)	I2-I3:	22.42	(4)	0.58
						Int3:	41.41	(5)	I3-Fin:	14.24	(17)	0.82
						Fin:	55.65	(9)				1.34
					Total:	Int1:	1:06.78	(12)				1.09
						Int2:	1:15.92	(12)				1.49
						Int3:	1:38.34	(8)				1.67
						Fin:	1:52.58	(10)				2.19
					11	26	LAHDENPERAE Anton Fischer	SWE	Run1:	Int1:	9.71	(23)
Int2:	19.07	(18)	I2-I3:	23.80						(21)	0.42	
Int3:	42.87	(16)	I3-Fin:	14.34						(6)	1.04	
Fin:	57.21	(13)									1.19	
Run2:	Int1:	9.81	(13)	I1-I2:						9.05	(15)	0.20
	Int2:	18.86	(13)	I2-I3:						22.79	(13)	0.45
	Int3:	41.65	(10)	I3-Fin:						13.98	(7)	1.06
	Fin:	55.63	(8)									1.32
Total:	Int1:	1:07.02	(13)									1.33
	Int2:	1:16.07	(13)									1.64
	Int3:	1:38.86	(11)									2.19
	Fin:	1:52.84	(11)									2.45



Number of Competitors: 28

Rank	Bib	Name Ski	NSA	Positions			Partials			Difference		
				Pos.	Time	Rank	Pos.	Time	Rank	Time		
12	29	RAZZOLI Giuliano Fischer	ITA	Run1:	Int1:	9.58	(11)	I1-I2:	9.39	(14)	0.17	
					Int2:	18.97	(10)		I2-I3:	23.54	(12)	0.32
					Int3:	42.51	(12)		I3-Fin:	14.35	(7)	0.68
					Fin:	56.86	(11)				0.84	
				Run2:	Int1:	9.83	(15)	I1-I2:	9.09	(18)	0.22	
					Int2:	18.92	(18)		I2-I3:	23.21	(23)	0.51
					Int3:	42.13	(21)		I3-Fin:	13.96	(5)	1.54
					Fin:	56.09	(15)				1.78	
				Total:	Int1:	1:06.69	(11)			1.00		
					Int2:	1:15.78	(10)			1.35		
					Int3:	1:38.99	(12)			2.32		
					Fin:	1:52.95	(12)			2.56		
				13	70	DEVILLE Cristian Blizzard	ITA	Run1:	Int1:	9.51	(5)	I1-I2:
Int2:	19.03	(14)	I2-I3:						23.60	(14)	0.38	
Int3:	42.63	(13)	I3-Fin:						14.64	(19)	0.80	
Fin:	57.27	(14)								1.25		
Run2:	Int1:	9.83	(15)					I1-I2:	9.00	(10)	0.22	
	Int2:	18.83	(10)						I2-I3:	22.93	(16)	0.42
	Int3:	41.76	(13)						I3-Fin:	14.19	(15)	1.17
	Fin:	55.95	(13)								1.64	
Total:	Int1:	1:07.10	(14)							1.41		
	Int2:	1:16.10	(14)							1.67		
	Int3:	1:39.03	(13)							2.36		
	Fin:	1:53.22	(13)							2.83		
14	42	SCHMID Philipp Rossignol	GER					Run1:	Int1:	9.85	(28)	I1-I2:
				Int2:	19.22	(24)	I2-I3:		23.68	(16)	0.57	
				Int3:	42.90	(18)	I3-Fin:		14.69	(22)	1.07	
				Fin:	57.59	(20)				1.57		
				Run2:	Int1:	9.89	(23)	I1-I2:	8.98	(7)	0.28	
					Int2:	18.87	(15)		I2-I3:	22.69	(8)	0.46
					Int3:	41.56	(8)		I3-Fin:	14.12	(13)	0.97
					Fin:	55.68	(10)				1.37	
				Total:	Int1:	1:07.48	(20)			1.79		
					Int2:	1:16.46	(18)			2.03		
					Int3:	1:39.15	(14)			2.48		
					Fin:	1:53.27	(14)			2.88		
				15	18	RAICH Benjamin Atomic	AUT	Run1:	Int1:	9.45	(1)	I1-I2:
Int2:	19.05	(15)	I2-I3:						23.89	(23)	0.40	
Int3:	42.94	(23)	I3-Fin:						14.54	(14)	1.11	
Fin:	57.48	(17)								1.46		
Run2:	Int1:	9.84	(18)					I1-I2:	8.96	(6)	0.23	
	Int2:	18.80	(9)						I2-I3:	23.08	(21)	0.39
	Int3:	41.88	(16)						I3-Fin:	14.05	(8)	1.29
	Fin:	55.93	(12)								1.62	
Total:	Int1:	1:07.32	(16)							1.63		
	Int2:	1:16.28	(16)							1.85		
	Int3:	1:39.36	(16)							2.69		
	Fin:	1:53.41	(15)							3.02		



Number of Competitors: 28

Rank	Bib	Name Ski	NSA	Positions			Partials			Difference			
				Pos.	Time	Rank	Pos.	Time	Rank	Time			
16	40	COUSINEAU Julien Fischer	CAN	Run1:	Int1:	9.56	(10)	I1-I2:	9.42	(16)	0.15		
					Int2:	18.98	(11)	I2-I3:	23.94	(25)	0.33		
					Int3:	42.92	(21)	I3-Fin:	14.54	(14)	1.09		
				Run2:	Fin:	57.46	(16)				1.44		
					Int1:	10.04	(28)	I1-I2:	9.14	(20)	0.43		
					Int2:	19.18	(25)	I2-I3:	22.72	(11)	0.77		
					Int3:	41.90	(17)	I3-Fin:	14.19	(15)	1.31		
				Total:	Fin:	56.09	(15)				1.78		
					Int1:	1:07.50	(21)				1.81		
					Int2:	1:16.64	(21)				2.21		
								Int3:	1:39.36	(16)			2.69
								Fin:	1:53.55	(16)			3.16
				17	45	TONETTI Riccardo Voelkl	ITA	Run1:	Int1:	9.65	(19)	I1-I2:	9.50
Int2:	19.15	(22)	I2-I3:						23.75	(19)	0.50		
Int3:	42.90	(18)	I3-Fin:						14.63	(17)	1.07		
Run2:	Fin:	57.53	(19)								1.51		
	Int1:	9.86	(21)					I1-I2:	9.08	(17)	0.25		
	Int2:	18.94	(19)					I2-I3:	22.90	(14)	0.53		
	Int3:	41.84	(14)					I3-Fin:	14.25	(19)	1.25		
Total:	Fin:	56.09	(15)								1.78		
	Int1:	1:07.39	(18)								1.70		
	Int2:	1:16.47	(19)								2.04		
								Int3:	1:39.37	(18)			2.70
								Fin:	1:53.62	(17)			3.23
18	16	LIGETY Ted Head	USA					Run1:	Int1:	9.70	(22)	I1-I2:	9.59
				Int2:	19.29	(26)	I2-I3:		23.72	(18)	0.64		
				Int3:	43.01	(24)	I3-Fin:		14.59	(16)	1.18		
				Run2:	Fin:	57.60	(21)				1.58		
					Int1:	9.86	(21)	I1-I2:	8.99	(8)	0.25		
					Int2:	18.85	(12)	I2-I3:	22.90	(14)	0.44		
					Int3:	41.75	(12)	I3-Fin:	14.37	(24)	1.16		
				Total:	Fin:	56.12	(18)				1.81		
					Int1:	1:07.46	(19)				1.77		
					Int2:	1:16.45	(17)				2.02		
								Int3:	1:39.35	(15)			2.68
								Fin:	1:53.72	(18)			3.33
				19	31	LIZEROUX Julien Fischer	FRA	Run1:	Int1:	9.60	(13)	I1-I2:	9.71
Int2:	19.31	(27)	I2-I3:						23.59	(13)	0.66		
Int3:	42.90	(18)	I3-Fin:						14.80	(25)	1.07		
Run2:	Fin:	57.70	(22)								1.68		
	Int1:	9.80	(11)					I1-I2:	9.04	(14)	0.19		
	Int2:	18.84	(11)					I2-I3:	23.00	(19)	0.43		
	Int3:	41.84	(14)					I3-Fin:	14.35	(23)	1.25		
Total:	Fin:	56.19	(19)								1.88		
	Int1:	1:07.50	(21)								1.81		
	Int2:	1:16.54	(20)								2.11		
								Int3:	1:39.54	(20)			2.87
								Fin:	1:53.89	(19)			3.50



Number of Competitors: 28

Rank	Bib	Name Ski	NSA	Positions			Partials			Difference										
				Pos.	Time	Rank	Pos.	Time	Rank	Time										
20	54	TRIKHICHEV Pavel Rossignol	RUS	Run1:	Int1:	9.54	(7)	I1-I2:	9.45	(18)	0.13									
					Int2:	18.99	(12)					I2-I3:	23.90	(24)	0.34					
					Int3:	42.89	(17)					I3-Fin:	15.06	(27)	1.06					
					Fin:	57.95	(27)								1.93					
					Run2:	Int1:	9.96					(26)	I1-I2:	8.90	(2)	0.35				
						Int2:	18.86					(13)					I2-I3:	23.04	(20)	0.45
						Int3:	41.90					(17)					I3-Fin:	14.32	(21)	1.31
						Fin:	56.22					(20)								1.91
					Total:	Int1:	1:07.91					(27)				2.22				
						Int2:	1:16.81					(22)					2.38			
						Int3:	1:39.85					(21)					3.18			
						Fin:	1:54.17					(20)					3.78			
					21	35	MUFFAT-JEANDET Victor Salomon					FRA	Run1:	Int1:	9.72	(25)	I1-I2:	9.40	(15)	0.31
Int2:	19.12	(20)	I2-I3:	23.69				(17)	0.47											
Int3:	42.81	(15)	I3-Fin:	14.68				(21)	0.98											
Fin:	57.49	(18)							1.47											
Run2:	Int1:	9.84	(18)	I1-I2:				10.25	(28)	0.23										
	Int2:	20.09	(28)								I2-I3:			22.53	(6)	1.68				
	Int3:	42.62	(26)								I3-Fin:			14.26	(20)	2.03				
	Fin:	56.88	(25)													2.57				
Total:	Int1:	1:07.33	(17)							1.64										
	Int2:	1:17.58	(28)								3.15									
	Int3:	1:40.11	(22)								3.44									
	Fin:	1:54.37	(21)								3.98									
21	8	GROSS Stefano Voelkl	ITA	Run1:				Int1:	9.62	(14)	I1-I2:			9.38	(13)	0.21				
					Int2:	19.00	(13)	I2-I3:	23.67	(15)		0.35								
					Int3:	42.67	(14)	I3-Fin:	15.24	(28)		0.84								
					Fin:	57.91	(24)					1.89								
					Run2:	Int1:	9.91	(25)	I1-I2:	9.15		(22)	0.30							
						Int2:	19.06	(23)									I2-I3:	23.16	(22)	0.65
						Int3:	42.22	(22)									I3-Fin:	14.24	(17)	1.63
						Fin:	56.46	(21)												2.15
					Total:	Int1:	1:07.82	(26)					2.13							
						Int2:	1:16.97	(25)									2.54			
						Int3:	1:40.13	(23)									3.46			
						Fin:	1:54.37	(21)									3.98			
					23	39	ZENHAEUSERN Ramon Rossignol	SUI	Run1:	Int1:		9.73	(26)				I1-I2:	9.21	(3)	0.32
Int2:	18.94	(9)	I2-I3:	24.07						(27)	0.29									
Int3:	43.01	(24)	I3-Fin:	14.77						(24)	1.18									
Fin:	57.78	(23)									1.76									
Run2:	Int1:	9.76	(9)	I1-I2:						9.31	(25)	0.15								
	Int2:	19.07	(24)										I2-I3:	23.29	(25)	0.66				
	Int3:	42.36	(24)										I3-Fin:	14.34	(22)	1.77				
	Fin:	56.70	(23)													2.39				
Total:	Int1:	1:07.54	(23)									1.85								
	Int2:	1:16.85	(24)										2.42							
	Int3:	1:40.14	(24)										3.47							
	Fin:	1:54.48	(23)										4.09							



Number of Competitors: 28

Rank	Bib	Name Ski	NSA	Positions			Partials			Difference	
				Pos.	Time	Rank	Pos.	Time	Rank	Time	
24	17	BAECK Axel Rossignol	SWE	Run1:	Int1:	9.63	(15)	I1-I2:	9.47	(19)	0.22
					Int2:	19.10	(19)	I2-I3:	23.83	(22)	0.45
					Int3:	42.93	(22)	I3-Fin:	14.46	(9)	1.10
					Fin:	57.39	(15)				1.37
				Run2:	Int1:	9.71	(5)	I1-I2:	9.02	(13)	0.10
					Int2:	18.73	(8)	I2-I3:	24.26	(27)	0.32
					Int3:	42.99	(27)	I3-Fin:	14.18	(14)	2.40
					Fin:	57.17	(27)				2.86
				Total:	Int1:	1:07.10	(14)				1.41
					Int2:	1:16.12	(15)				1.69
					Int3:	1:40.38	(26)				3.71
					Fin:	1:54.56	(24)				4.17
				25	59	KRYZL Krystof Blizzard	CZE	Run1:	Int1:	9.64	(18)
Int2:	19.23	(25)	I2-I3:						24.06	(26)	0.58
Int3:	43.29	(27)	I3-Fin:						14.70	(23)	1.46
Fin:	57.99	(28)									1.97
Run2:	Int1:	9.97	(27)					I1-I2:	9.27	(24)	0.36
	Int2:	19.24	(26)					I2-I3:	22.99	(18)	0.83
	Int3:	42.23	(23)					I3-Fin:	14.42	(25)	1.64
	Fin:	56.65	(22)								2.34
Total:	Int1:	1:07.96	(28)								2.27
	Int2:	1:17.23	(27)								2.80
	Int3:	1:40.22	(25)								3.55
	Fin:	1:54.64	(25)								4.25
26	22	CHODOUNSKY David Nordica	USA					Run1:	Int1:	9.80	(27)
				Int2:	19.33	(28)	I2-I3:		23.78	(20)	0.68
				Int3:	43.11	(26)	I3-Fin:		14.82	(26)	1.28
				Fin:	57.93	(26)					1.91
				Run2:	Int1:	9.77	(10)	I1-I2:	9.13	(19)	0.16
					Int2:	18.90	(17)	I2-I3:	22.69	(8)	0.49
					Int3:	41.59	(9)	I3-Fin:	15.19	(27)	1.00
					Fin:	56.78	(24)				2.47
				Total:	Int1:	1:07.70	(25)				2.01
					Int2:	1:16.83	(23)				2.40
					Int3:	1:39.52	(19)				2.85
					Fin:	1:54.71	(26)				4.32
				27	37	HOERL Wolfgang Fischer	AUT	Run1:	Int1:	9.54	(7)
Int2:	19.21	(23)	I2-I3:						24.08	(28)	0.56
Int3:	43.29	(27)	I3-Fin:						14.63	(17)	1.46
Fin:	57.92	(25)									1.90
Run2:	Int1:	9.73	(8)					I1-I2:	9.32	(26)	0.12
	Int2:	19.05	(22)					I2-I3:	23.53	(26)	0.64
	Int3:	42.58	(25)					I3-Fin:	14.51	(26)	1.99
	Fin:	57.09	(26)								2.78
Total:	Int1:	1:07.65	(24)								1.96
	Int2:	1:16.97	(25)								2.54
	Int3:	1:40.50	(27)								3.83
	Fin:	1:55.01	(27)								4.62



Number of Competitors: 28

Rank	Bib	Name Ski	NSA	Positions			Partials			Difference										
				Pos.	Time	Rank	Pos.	Time	Rank	Time										
28	28	ZAMPA Adam Salomon	SVK	Run1:	Int1:	9.51 (5)	I1-I2:	9.54 (23)	I2-I3:	23.26 (7)	0.10									
					Int2:	19.05 (15)						I3-Fin:	14.51 (10)	0.40						
					Int3:	42.31 (10)									0.48					
					Fin:	56.82 (10)										0.80				
					Run2:	Int1:											9.71 (5)	I1-I2:	9.23 (23)	0.10
						Int2:											18.94 (19)			
				Int3:		51.12 (28)	I3-Fin:	27.37 (28)	10.53											
				Fin:		1:18.49 (28)				24.18										
				Total:	Int1:	1:06.53 (10)					0.84									
					Int2:	1:15.76 (9)						1.33								
					Int3:	1:47.94 (28)	11.27													
				Fin:	2:15.31 (28)	24.92														

LEGEND

Pos Intermediate or Speed Position **Int1:** Intermediate 1 **Int3:** Intermediate 3 **Run1** First Run **Fin:** Finish
Total First + Second Run **Int2:** Intermediate 2 **Run2** Second Run

16-11-2014 / Levi (FIN) / 0112

Page 8/8

Data Processing by LONGINES

www.fis-ski.com

LONGINES Timing

Generation Date: SUN 16 NOV 2014

Time: 14:46

Document: 77A 1.0





AUDI FIS SKI WORLD CUP LEVI



— 14.-16.11.2014 —



AUDI FIS SKI WORLD CUP 2014/15



Levi (FIN)

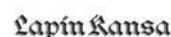


1st MEN'S SLALOM 2nd RUN PERFORMANCE ANALYSIS 2

SUN 16 NOV 2014

Number of Competitors: 81

Bib	Name Ski	NSA	Positions			Partials			Difference		
			Pos.	Time	Rank	Pos.	Time	Rank	Time		
1	KRISTOFFERSEN Henrik Rossignol	NOR	Run1:	Int1:	9.63	(31)	I1-I2:	9.21	(4)	0.23	
				Int2:	18.84	(7)	I2-I3:	23.14	(2)	0.19	
				Int3:	41.98	(4)	I3-Fin:	14.10	(1)	0.15	
			Run2:	Fin:	56.08	(2)				0.06	
				Int1:	9.61	(1)	I1-I2:	9.00	(11)	0.00	
				Int2:	18.61	(3)	I2-I3:	21.98	(1)	0.20	
			Total:	Int3:	40.59	(1)	I3-Fin:	13.72	(1)	0.00	
				Fin:	54.31	(1)				0.00	
				Int1:	1:05.69	(1)				0.00	
						Int2:	1:14.69	(2)			0.26
						Int3:	1:36.67	(1)			0.00
						Fin:	1:50.39	(1)			0.00
			2	NEUREUTHER Felix Nordica	GER	Run1:	Int1:	9.69	(42)	I1-I2:	9.37
Int2:	19.06	(23)					I2-I3:	23.18	(5)	0.41	
Int3:	42.24	(8)					I3-Fin:	14.53	(13)	0.41	
Run2:	Fin:	56.77				(8)				0.75	
	Int1:	9.65				(2)	I1-I2:	8.93	(5)	0.04	
	Int2:	18.58				(2)	I2-I3:	22.38	(3)	0.17	
Total:	Int3:	40.96				(3)	I3-Fin:	13.97	(6)	0.37	
	Fin:	54.93				(3)				0.62	
	Int1:	1:06.42				(8)				0.73	
						Int2:	1:15.35	(7)			0.92
						Int3:	1:37.73	(3)			1.06
						Fin:	1:51.70	(3)			1.31
3	HARGIN Mattias Atomic	SWE				Run1:	Int1:	9.55	(19)	I1-I2:	9.27
			Int2:	18.82	(4)		I2-I3:	23.29	(11)	0.17	
			Int3:	42.11	(6)		I3-Fin:	14.67	(25)	0.28	
			Run2:	Fin:	56.78	(9)				0.76	
				Int1:	9.71	(5)	I1-I2:	9.00	(11)	0.10	
				Int2:	18.71	(5)	I2-I3:	22.48	(5)	0.30	
			Total:	Int3:	41.19	(4)	I3-Fin:	14.11	(12)	0.60	
				Fin:	55.30	(4)				0.99	
				Int1:	1:06.49	(9)				0.80	
						Int2:	1:15.49	(8)			1.06
						Int3:	1:37.97	(7)			1.30
						Fin:	1:52.08	(7)			1.69



Number of Competitors: 81

Bib	Name Ski	NSA	Positions			Partials			Difference					
			Pos.	Time	Rank	Pos.	Time	Rank	Time					
4	HIRSCHER Marcel Atomic	AUT	Run1:	Int1:	9.50	(8)	I1-I2:	9.28	(8)	0.10				
				Int2:	18.78	(2)					I2-I3:	23.06	(1)	0.13
				Int3:	41.84	(2)					I3-Fin:	14.18	(2)	0.01
				Fin:	56.02	(1)								0.00
			Run2:	Int1:	9.70	(3)	I1-I2:	8.71	(1)	0.09				
				Int2:	18.41	(1)					I2-I3:	22.26	(2)	0.00
				Int3:	40.67	(2)					I3-Fin:	13.82	(2)	0.08
				Fin:	54.49	(2)								0.18
			Total:	Int1:	1:05.72	(2)				0.03				
				Int2:	1:14.43	(1)					0.00			
				Int3:	1:36.69	(2)					0.02			
				Fin:	1:50.51	(2)					0.12			
			5	DOPFER Fritz Nordica	GER	Run1:	Int1:	9.63	(31)	I1-I2:	9.30	(10)	0.23	
Int2:	18.93	(10)					I2-I3:	23.14	(2)					0.28
Int3:	42.07	(5)					I3-Fin:	14.37	(8)					0.24
Fin:	56.44	(5)												0.42
Run2:	Int1:	9.83				(16)	I1-I2:	9.06	(17)	0.22				
	Int2:	18.89				(17)					I2-I3:	22.53	(6)	0.48
	Int3:	41.42				(6)					I3-Fin:	14.05	(8)	0.83
	Fin:	55.47				(5)								1.16
Total:	Int1:	1:06.27				(5)				0.58				
	Int2:	1:15.33				(6)					0.90			
	Int3:	1:37.86				(5)					1.19			
	Fin:	1:51.91				(6)					1.52			
6	THALER Patrick Fischer	ITA				Run1:	Int1:	9.45	(3)	I1-I2:	9.20	(2)	0.05	
			Int2:	18.65	(1)		I2-I3:	23.18	(5)					0.00
			Int3:	41.83	(1)		I3-Fin:	14.52	(12)					0.00
			Fin:	56.35	(4)									0.33
			Run2:	Int1:	9.80	(11)	I1-I2:	8.92	(4)	0.19				
				Int2:	18.72	(6)					I2-I3:	22.73	(12)	0.31
				Int3:	41.45	(7)					I3-Fin:	14.07	(10)	0.86
				Fin:	55.52	(7)								1.21
			Total:	Int1:	1:06.15	(4)				0.46				
				Int2:	1:15.07	(4)					0.64			
				Int3:	1:37.80	(4)					1.13			
				Fin:	1:51.87	(5)					1.48			
			7	MATT Mario Blizzard	AUT	Run1:	Int1:	9.52	(13)	I1-I2:	9.53	(32)	0.12	
Int2:	19.05	(20)					I2-I3:							0.40
Int3:							I3-Fin:							
Fin:	DNF													
Run2:	Int1:						I1-I2:							
	Int2:							I2-I3:						
	Int3:							I3-Fin:						
	Fin:	DNF												
Total:	Int1:													
	Int2:													
	Int3:													
	Fin:	DNF												



Number of Competitors: 81

Bib	Name Ski	NSA	Positions			Partials			Difference		
			Pos.	Time	Rank	Pos.	Time	Rank	Time		
8	GROSS Stefano Voelkl	ITA	Run1:	Int1:	9.62	(29)	I1-I2:	9.38	(15)	0.22	
				Int2:	19.00	(17)		I2-I3:	23.67	(19)	0.35
				Int3:	42.67	(17)		I3-Fin:	15.24	(60)	0.84
				Fin:	57.91	(26)					1.89
			Run2:	Int1:	9.91	(27)	I1-I2:	9.15	(24)	0.30	
				Int2:	19.06	(25)		I2-I3:	23.16	(22)	0.65
				Int3:	42.22	(22)		I3-Fin:	14.24	(17)	1.63
				Fin:	56.46	(21)					2.15
			Total:	Int1:	1:07.82	(28)				2.13	
				Int2:	1:16.97	(27)				2.54	
				Int3:	1:40.13	(23)				3.46	
				Fin:	1:54.37	(21)				3.98	
			9	HERBST Reinfried Fischer	AUT	Run1:	Int1:	9.49	(5)	I1-I2:	9.53
Int2:	19.02	(18)					I2-I3:	23.86	(29)		0.37
Int3:	42.88	(21)					I3-Fin:	14.97	(49)		1.05
Fin:	57.85	(25)									1.83
Run2:	Int1:	9.81				(13)	I1-I2:	9.10	(20)	0.20	
	Int2:	18.91				(19)		I2-I3:			0.50
	Int3:							I3-Fin:			
	Fin:	DNF									
Total:	Int1:										
	Int2:										
	Int3:										
	Fin:	DNF									
10	LARSSON Markus Rossignol	SWE				Run1:	Int1:	9.59	(24)	I1-I2:	9.78
			Int2:	19.37	(51)		I2-I3:	23.24	(7)		0.72
			Int3:	42.61	(15)		I3-Fin:	18.10	(69)		0.78
			Fin:	1:00.71	(66)						4.69
			Run2:	Int1:			I1-I2:				
				Int2:				I2-I3:			
				Int3:				I3-Fin:			
				Fin:	DNQ						
			Total:	Int1:							
				Int2:							
				Int3:							
				Fin:	DNQ						
			11	MYHRER Andre Head	SWE	Run1:	Int1:	9.59	(24)	I1-I2:	9.29
Int2:	18.88	(8)					I2-I3:	23.38	(13)		0.23
Int3:	42.26	(9)					I3-Fin:	14.31	(5)		0.43
Fin:	56.57	(7)									0.55
Run2:	Int1:	9.70				(3)	I1-I2:	8.99	(9)	0.09	
	Int2:	18.69				(4)		I2-I3:	23.24	(24)	0.28
	Int3:	41.93				(19)		I3-Fin:	14.07	(10)	1.34
	Fin:	56.00				(14)					1.69
Total:	Int1:	1:06.27				(5)				0.58	
	Int2:	1:15.26				(5)				0.83	
	Int3:	1:38.50				(10)				1.83	
	Fin:	1:52.57				(9)				2.18	



Number of Competitors: 81

Bib	Name Ski	NSA	Positions			Partials			Difference		
			Pos.	Time	Rank	Pos.	Time	Rank	Time		
12	KOSTELIC Ivica Fischer	CRO	Run1:	Int1:	9.77	(60)	I1-I2:	9.67	(48)	0.37	
				Int2:	19.44	(55)		I2-I3:	24.23	(54)	0.79
				Int3:	43.67	(48)		I3-Fin:	14.66	(23)	1.84
				Fin:	58.33	(40)					2.31
			Run2:	Int1:		I1-I2:					
				Int2:			I2-I3:				
				Int3:			I3-Fin:				
				Fin:	DNQ						
			Total:	Int1:							
				Int2:							
Int3:											
Fin:	DNQ										
13	GRANGE Jean-Baptiste Fischer	FRA	Run1:	Int1:	9.41	(2)	I1-I2:	9.73	(58)	0.01	
				Int2:	19.14	(28)		I2-I3:	24.02	(37)	0.49
				Int3:	43.16	(33)		I3-Fin:	15.65	(68)	1.33
				Fin:	58.81	(52)					2.79
			Run2:	Int1:		I1-I2:					
				Int2:			I2-I3:				
				Int3:			I3-Fin:				
				Fin:	DNQ						
			Total:	Int1:							
				Int2:							
Int3:											
Fin:	DNQ										
14	BYGGMARK Jens Voelki	SWE	Run1:	Int1:	9.73	(53)	I1-I2:	9.44	(23)	0.33	
				Int2:	19.17	(32)		I2-I3:	32.76	(74)	0.52
				Int3:	51.93	(74)		I3-Fin:	14.81	(38)	10.10
				Fin:	1:06.74	(69)					10.72
			Run2:	Int1:		I1-I2:					
				Int2:			I2-I3:				
				Int3:			I3-Fin:				
				Fin:	DNQ						
			Total:	Int1:							
				Int2:							
Int3:											
Fin:	DNQ										
15	PINTURALT Alexis Head	FRA	Run1:	Int1:	9.66	(39)	I1-I2:	9.71	(54)	0.26	
				Int2:	19.37	(51)		I2-I3:	26.79	(73)	0.72
				Int3:	46.16	(71)		I3-Fin:	14.83	(41)	4.33
				Fin:	1:00.99	(67)					4.97
			Run2:	Int1:		I1-I2:					
				Int2:			I2-I3:				
				Int3:			I3-Fin:				
				Fin:	DNQ						
			Total:	Int1:							
				Int2:							
Int3:											
Fin:	DNQ										



Number of Competitors: 81

Bib	Name Ski	NSA	Positions			Partials			Difference					
			Pos.	Time	Rank	Pos.	Time	Rank	Time					
16	LIGETY Ted Head	USA	Run1:	Int1:	9.70	(44)	I1-I2:	9.59	(40)	0.30				
				Int2:	19.29	(42)					I2-I3:	23.72	(22)	0.64
				Int3:	43.01	(30)					I3-Fin:	14.59	(17)	1.18
				Fin:	57.60	(22)								1.58
			Run2:	Int1:	9.86	(22)	I1-I2:	8.99	(9)	0.25				
				Int2:	18.85	(13)					I2-I3:	22.90	(14)	0.44
				Int3:	41.75	(12)					I3-Fin:	14.37	(24)	1.16
				Fin:	56.12	(18)								1.81
			Total:	Int1:	1:07.46	(20)				1.77				
				Int2:	1:16.45	(18)					2.02			
				Int3:	1:39.35	(15)					2.68			
				Fin:	1:53.72	(18)					3.33			
17	BAECK Axel Rossignol	SWE	Run1:	Int1:	9.63	(31)	I1-I2:	9.47	(26)	0.23				
				Int2:	19.10	(25)					I2-I3:	23.83	(27)	0.45
				Int3:	42.93	(27)					I3-Fin:	14.46	(9)	1.10
				Fin:	57.39	(16)								1.37
			Run2:	Int1:	9.71	(5)	I1-I2:	9.02	(14)	0.10				
				Int2:	18.73	(8)					I2-I3:	24.26	(27)	0.32
				Int3:	42.99	(27)					I3-Fin:	14.18	(14)	2.40
				Fin:	57.17	(27)								2.86
			Total:	Int1:	1:07.10	(15)				1.41				
				Int2:	1:16.12	(16)					1.69			
				Int3:	1:40.38	(26)					3.71			
				Fin:	1:54.56	(24)					4.17			
18	RAICH Benjamin Atomic	AUT	Run1:	Int1:	9.45	(3)	I1-I2:	9.60	(42)	0.05				
				Int2:	19.05	(20)					I2-I3:	23.89	(31)	0.40
				Int3:	42.94	(28)					I3-Fin:	14.54	(15)	1.11
				Fin:	57.48	(18)								1.46
			Run2:	Int1:	9.84	(19)	I1-I2:	8.96	(7)	0.23				
				Int2:	18.80	(9)					I2-I3:	23.08	(21)	0.39
				Int3:	41.88	(16)					I3-Fin:	14.05	(8)	1.29
				Fin:	55.93	(12)								1.62
			Total:	Int1:	1:07.32	(17)				1.63				
				Int2:	1:16.28	(17)					1.85			
				Int3:	1:39.36	(16)					2.69			
				Fin:	1:53.41	(15)					3.02			
19	KHOROSHILOV Alexander Fischer	RUS	Run1:	Int1:	9.71	(47)	I1-I2:	9.18	(1)	0.31				
				Int2:	18.89	(9)					I2-I3:	23.29	(11)	0.24
				Int3:	42.18	(7)					I3-Fin:	14.27	(4)	0.35
				Fin:	56.45	(6)								0.43
			Run2:	Int1:	9.90	(26)	I1-I2:	9.43	(29)	0.29				
				Int2:	19.33	(29)					I2-I3:	22.69	(8)	0.92
				Int3:	42.02	(20)					I3-Fin:	13.89	(4)	1.43
				Fin:	55.91	(11)								1.60
			Total:	Int1:	1:06.35	(7)				0.66				
				Int2:	1:15.78	(11)					1.35			
				Int3:	1:38.47	(9)					1.80			
				Fin:	1:52.36	(8)					1.97			



Number of Competitors: 81

Bib	Name Ski	NSA	Positions			Partials			Difference		
			Pos.	Time	Rank	Pos.	Time	Rank	Time		
20	MISSILLIER Steve Fischer	FRA	Run1:	Int1:	9.70	(44)	I1-I2:	9.50	(29)	0.30	
				Int2:	19.20	(33)		I2-I3:	23.26	(8)	0.55
				Int3:	42.46	(13)	I3-Fin:	15.58	(67)	0.63	
				Fin:	58.04	(32)		2.02			
			Run2:	Int1:			I1-I2:				
				Int2:				I2-I3:			
				Int3:				I3-Fin:			
				Fin:	DNQ						
			Total:	Int1:							
				Int2:							
Int3:											
Fin:	DNQ										
21	SOLEVAAG Sebastian-Foss Voelkl	NOR	Run1:	Int1:	9.50	(8)	I1-I2:	9.33	(11)	0.10	
				Int2:	18.83	(6)		I2-I3:	23.14	(2)	0.18
				Int3:	41.97	(3)	I3-Fin:	14.25	(3)	0.14	
				Fin:	56.22	(3)		0.20			
			Run2:	Int1:	9.81	(13)	I1-I2:	8.91	(3)	0.20	
				Int2:	18.72	(6)		I2-I3:	22.94	(17)	0.31
				Int3:	41.66	(11)		I3-Fin:	13.83	(3)	1.07
				Fin:	55.49	(6)		1.18			
			Total:	Int1:	1:06.03	(3)				0.34	
				Int2:	1:14.94	(3)				0.51	
Int3:	1:37.88	(6)					1.21				
Fin:	1:51.71	(4)					1.32				
22	CHODOUNSKY David Nordica	USA	Run1:	Int1:	9.80	(65)	I1-I2:	9.53	(32)	0.40	
				Int2:	19.33	(47)		I2-I3:	23.78	(24)	0.68
				Int3:	43.11	(32)	I3-Fin:	14.82	(39)	1.28	
				Fin:	57.93	(28)		1.91			
			Run2:	Int1:	9.77	(10)	I1-I2:	9.13	(21)	0.16	
				Int2:	18.90	(18)		I2-I3:	22.69	(8)	0.49
				Int3:	41.59	(9)		I3-Fin:	15.19	(27)	1.00
				Fin:	56.78	(24)		2.47			
			Total:	Int1:	1:07.70	(27)				2.01	
				Int2:	1:16.83	(25)				2.40	
Int3:	1:39.52	(19)					2.85				
Fin:	1:54.71	(26)					4.32				
23	AERNI Luca Salomon	SUI	Run1:	Int1:	9.94	(77)	I1-I2:	9.55	(37)	0.54	
				Int2:	19.49	(62)		I2-I3:	24.26	(56)	0.84
				Int3:	43.75	(52)	I3-Fin:	14.86	(43)	1.92	
				Fin:	58.61	(46)		2.59			
			Run2:	Int1:			I1-I2:				
				Int2:				I2-I3:			
				Int3:				I3-Fin:			
				Fin:	DNQ						
			Total:	Int1:							
				Int2:							
Int3:											
Fin:	DNQ										



Number of Competitors: 81

Bib	Name Ski	NSA	Positions			Partials			Difference					
			Pos.	Time	Rank	Pos.	Time	Rank	Time					
24	FELLER Manuel Atomic	AUT	Run1:	Int1:	9.62	(29)	I1-I2:	10.74	(77)	0.22				
				Int2:	20.36	(77)					I2-I3:	24.07	(42)	1.71
				Int3:	44.43	(65)					I3-Fin:			2.60
				Fin:	DNF									
				Run2:	Int1:			I1-I2:						
					Int2:				I2-I3:					
			Int3:				I3-Fin:							
			Total:	Int1:										
				Int2:										
				Int3:										
						Fin:	DNF							
			25	YUASA Naoki Hart	JPN	Run1:	Int1:	9.89	(73)	I1-I2:	9.57	(38)	0.49	
Int2:	19.46	(59)					I2-I3:	23.95	(35)					0.81
Int3:	43.41	(40)					I3-Fin:	14.78	(33)					1.58
Fin:	58.19	(36)								2.17				
Run2:	Int1:							I1-I2:						
	Int2:								I2-I3:					
	Int3:						I3-Fin:							
Total:	Int1:													
	Int2:													
	Int3:													
						Fin:	DNQ							
26	LAHDENPERAE Anton Fischer	SWE				Run1:	Int1:	9.71	(47)	I1-I2:	9.36	(12)	0.31	
			Int2:	19.07	(24)		I2-I3:	23.80	(25)					0.42
			Int3:	42.87	(20)		I3-Fin:	14.34	(6)					1.04
			Fin:	57.21	(14)					1.19				
			Run2:	Int1:	9.81		(13)	I1-I2:	9.05	(16)	0.20			
				Int2:	18.86		(14)					I2-I3:		22.79
				Int3:	41.65	(10)	I3-Fin:					13.98	(7)	1.06
			Fin:	55.63	(8)				1.32					
			Total:	Int1:	1:07.02	(14)				1.33				
				Int2:	1:16.07	(14)				1.64				
				Int3:	1:38.86	(11)				2.19				
						Fin:	1:52.84	(11)			2.45			
27	HAUGEN Leif Kristian Rossignol	NOR	Run1:	Int1:	9.59	(24)	I1-I2:	9.20	(2)	0.19				
				Int2:	18.79	(3)					I2-I3:	23.53	(14)	0.14
				Int3:	42.32	(11)					I3-Fin:	14.64	(21)	0.49
				Fin:	56.96	(13)					0.94			
				Run2:	Int1:	9.87	(24)	I1-I2:	8.93		(5)	0.26		
					Int2:	18.80	(9)						I2-I3:	
			Int3:				I3-Fin:							
			Fin:	DNF										
			Total:	Int1:										
				Int2:										
				Int3:										
						Fin:	DNF							



Number of Competitors: 81

Bib	Name Ski	NSA	Positions			Partials			Difference					
			Pos.	Time	Rank	Pos.	Time	Rank	Time					
28	ZAMPA Adam Salomon	SVK	Run1:	Int1:	9.51	(10)	I1-I2:	9.54	(35)	0.11				
				Int2:	19.05	(20)					I2-I3:	23.26	(8)	0.40
				Int3:	42.31	(10)					I3-Fin:	14.51	(11)	0.48
				Fin:	56.82	(10)								0.80
			Run2:	Int1:	9.71	(5)	I1-I2:	9.23	(25)	0.10				
				Int2:	18.94	(21)					I2-I3:	32.18	(28)	0.53
				Int3:	51.12	(28)					I3-Fin:	27.37	(28)	10.53
				Fin:	1:18.49	(28)								24.18
			Total:	Int1:	1:06.53	(10)				0.84				
				Int2:	1:15.76	(9)					1.33			
				Int3:	1:47.94	(28)					11.27			
				Fin:	2:15.31	(28)					24.92			
29	RAZZOLI Giuliano Fischer	ITA	Run1:	Int1:	9.58	(23)	I1-I2:	9.39	(16)	0.18				
				Int2:	18.97	(12)					I2-I3:	23.54	(15)	0.32
				Int3:	42.51	(14)					I3-Fin:	14.35	(7)	0.68
				Fin:	56.86	(11)								0.84
			Run2:	Int1:	9.83	(16)	I1-I2:	9.09	(19)	0.22				
				Int2:	18.92	(20)					I2-I3:	23.21	(23)	0.51
				Int3:	42.13	(21)					I3-Fin:	13.96	(5)	1.54
				Fin:	56.09	(15)								1.78
			Total:	Int1:	1:06.69	(11)				1.00				
				Int2:	1:15.78	(11)					1.35			
				Int3:	1:38.99	(12)					2.32			
				Fin:	1:52.95	(12)					2.56			
30	YULE Daniel Fischer	SUI	Run1:	Int1:	9.69	(42)	I1-I2:	9.43	(21)	0.29				
				Int2:	19.12	(26)					I2-I3:	23.28	(10)	0.47
				Int3:	42.40	(12)					I3-Fin:	14.53	(13)	0.57
				Fin:	56.93	(12)								0.91
			Run2:	Int1:	9.85	(21)	I1-I2:	9.14	(22)	0.24				
				Int2:	18.99	(23)					I2-I3:	22.42	(4)	0.58
				Int3:	41.41	(5)					I3-Fin:	14.24	(17)	0.82
				Fin:	55.65	(9)								1.34
			Total:	Int1:	1:06.78	(12)				1.09				
				Int2:	1:15.92	(13)					1.49			
				Int3:	1:38.34	(8)					1.67			
				Fin:	1:52.58	(10)					2.19			
31	LIZEROUX Julien Fischer	FRA	Run1:	Int1:	9.60	(27)	I1-I2:	9.71	(54)	0.20				
				Int2:	19.31	(43)					I2-I3:	23.59	(16)	0.66
				Int3:	42.90	(23)					I3-Fin:	14.80	(36)	1.07
				Fin:	57.70	(23)								1.68
			Run2:	Int1:	9.80	(11)	I1-I2:	9.04	(15)	0.19				
				Int2:	18.84	(12)					I2-I3:	23.00	(19)	0.43
				Int3:	41.84	(14)					I3-Fin:	14.35	(23)	1.25
				Fin:	56.19	(19)								1.88
			Total:	Int1:	1:07.50	(22)				1.81				
				Int2:	1:16.54	(21)					2.11			
				Int3:	1:39.54	(20)					2.87			
				Fin:	1:53.89	(19)					3.50			



Number of Competitors: 81

Bib	Name Ski	NSA	Positions			Partials			Difference								
			Pos.	Time	Rank	Pos.	Time	Rank	Time								
36	RONCI Giordano Salomon	ITA	Run1:	Int1:	9.75	(58)	I1-I2:	9.57	(38)	0.35							
				Int2:	19.32	(46)					I2-I3:	24.28	(57)	0.67			
				Int3:	43.60	(44)					I3-Fin:	14.80	(36)	1.77			
				Fin:	58.40	(41)								2.38			
			Run2:	Int1:		I1-I2:		I2-I3:		I3-Fin:							
				Int2:													
				Int3:													
				Fin:	DNQ												
			Total:	Int1:		I1-I2:		I2-I3:		I3-Fin:							
				Int2:													
				Int3:													
				Fin:	DNQ												
37	HOERL Wolfgang Fischer	AUT	Run1:	Int1:	9.54	(14)	I1-I2:	9.67	(48)	0.14							
				Int2:	19.21	(34)					I2-I3:	24.08	(45)	0.56			
				Int3:	43.29	(36)					I3-Fin:	14.63	(18)	1.46			
				Fin:	57.92	(27)								1.90			
			Run2:	Int1:	9.73	(8)	I1-I2:	9.32	(28)	I2-I3:	23.53	(26)	1.99				
				Int2:	19.05	(24)								I3-Fin:	14.51	(26)	2.78
				Int3:	42.58	(25)											
				Fin:	57.09	(26)											
			Total:	Int1:	1:07.65	(25)											
				Int2:	1:16.97	(27)						1.96					
				Int3:	1:40.50	(27)						2.54					
				Fin:	1:55.01	(27)						3.83					
38	RYDING Dave Fischer	GBR	Run1:	Int1:	9.74	(57)	I1-I2:	9.23	(6)	0.34							
				Int2:	18.97	(12)					I2-I3:			0.32			
				Int3:							I3-Fin:						
				Fin:	DNF												
			Run2:	Int1:		I1-I2:		I2-I3:		I3-Fin:							
				Int2:													
				Int3:													
				Fin:	DNF												
			Total:	Int1:													
				Int2:													
				Int3:													
				Fin:	DNF												
39	ZENHAEUSERN Ramon Rossignol	SUI	Run1:	Int1:	9.73	(53)	I1-I2:	9.21	(4)	0.33							
				Int2:	18.94	(11)					I2-I3:	24.07	(42)	0.29			
				Int3:	43.01	(30)					I3-Fin:	14.77	(31)	1.18			
				Fin:	57.78	(24)								1.76			
			Run2:	Int1:	9.76	(9)	I1-I2:	9.31	(27)	I2-I3:	23.29	(25)	1.77				
				Int2:	19.07	(26)								I3-Fin:	14.34	(22)	2.39
				Int3:	42.36	(24)											
				Fin:	56.70	(23)											
			Total:	Int1:	1:07.54	(24)						1.85					
				Int2:	1:16.85	(26)						2.42					
				Int3:	1:40.14	(24)						3.47					
				Fin:	1:54.48	(23)						4.09					



Number of Competitors: 81

Bib	Name Ski	NSA	Positions			Partials			Difference		
			Pos.	Time	Rank	Pos.	Time	Rank	Time		
40	COUSINEAU Julien Fischer	CAN	Run1:	Int1:	9.56	(21)	I1-I2:	9.42	(18)	0.16	
				Int2:	18.98	(15)		I2-I3:	23.94	(34)	0.33
				Int3:	42.92	(26)		I3-Fin:	14.54	(15)	1.09
				Fin:	57.46	(17)					1.44
			Run2:	Int1:	10.04	(30)	I1-I2:	9.14	(22)	0.43	
				Int2:	19.18	(27)		I2-I3:	22.72	(11)	0.77
				Int3:	41.90	(17)		I3-Fin:	14.19	(15)	1.31
				Fin:	56.09	(15)					1.78
			Total:	Int1:	1:07.50	(22)				1.81	
				Int2:	1:16.64	(22)				2.21	
				Int3:	1:39.36	(16)				2.69	
				Fin:	1:53.55	(16)				3.16	
41	KUERNER Miha	SLO	Run1:	Int1:	9.85	(69)	I1-I2:	9.49	(28)	0.45	
				Int2:	19.34	(48)		I2-I3:	24.07	(42)	0.69
				Int3:	43.41	(40)		I3-Fin:	14.71	(29)	1.58
				Fin:	58.12	(35)					2.10
			Run2:	Int1:			I1-I2:				
				Int2:				I2-I3:			
				Int3:				I3-Fin:			
				Fin:	DNQ						
			Total:	Int1:							
				Int2:							
				Int3:							
				Fin:	DNQ						
42	SCHMID Philipp Rossignol	GER	Run1:	Int1:	9.85	(69)	I1-I2:	9.37	(13)	0.45	
				Int2:	19.22	(36)		I2-I3:	23.68	(20)	0.57
				Int3:	42.90	(23)		I3-Fin:	14.69	(27)	1.07
				Fin:	57.59	(21)					1.57
			Run2:	Int1:	9.89	(25)	I1-I2:	8.98	(8)	0.28	
				Int2:	18.87	(16)		I2-I3:	22.69	(8)	0.46
				Int3:	41.56	(8)		I3-Fin:	14.12	(13)	0.97
				Fin:	55.68	(10)					1.37
			Total:	Int1:	1:07.48	(21)				1.79	
				Int2:	1:16.46	(19)				2.03	
				Int3:	1:39.15	(14)				2.48	
				Fin:	1:53.27	(14)				2.88	
43	SKUBE Matic Voelkl	SLO	Run1:	Int1:	9.94	(77)	I1-I2:	9.75	(61)	0.54	
				Int2:	19.69	(67)		I2-I3:	24.01	(36)	1.04
				Int3:	43.70	(49)		I3-Fin:	14.82	(39)	1.87
				Fin:	58.52	(44)					2.50
			Run2:	Int1:			I1-I2:				
				Int2:				I2-I3:			
				Int3:				I3-Fin:			
				Fin:	DNQ						
			Total:	Int1:							
				Int2:							
				Int3:							
				Fin:	DNQ						



Number of Competitors: 81

Bib	Name Ski	NSA	Positions			Partials			Difference								
			Pos.	Time	Rank	Pos.	Time	Rank	Time								
44	THEOLIER Steven Salomon	FRA	Run1:	Int1:	9.56	(21)	I1-I2:	16.45	(79)	0.16							
				Int2:	26.01	(79)					I2-I3:	24.06	(40)	7.36			
				Int3:	50.07	(73)					I3-Fin:	14.79	(35)	8.24			
				Fin:	1:04.86	(68)								8.84			
			Run2:	Int1:			I1-I2:			I2-I3:							
				Int2:				I3-Fin:									
				Int3:													
				Fin:	DNQ												
			Total:	Int1:													
				Int2:													
				Int3:													
				Fin:	DNQ												
45	TONETTI Riccardo Voelkl	ITA	Run1:	Int1:	9.65	(38)	I1-I2:	9.50	(29)	0.25							
				Int2:	19.15	(30)					I2-I3:	23.75	(23)	0.50			
				Int3:	42.90	(23)					I3-Fin:	14.63	(18)	1.07			
				Fin:	57.53	(20)								1.51			
			Run2:	Int1:	9.86	(22)	I1-I2:	9.08	(18)	I2-I3:	22.90	(14)	0.25				
				Int2:	18.94	(21)								I3-Fin:	14.25	(19)	1.78
				Int3:	41.84	(14)											
				Fin:	56.09	(15)											1.78
			Total:	Int1:	1:07.39	(19)											
				Int2:	1:16.47	(20)						1.70					
				Int3:	1:39.37	(18)						2.04					
				Fin:	1:53.62	(17)						2.70					
46	VOGEL Markus Fischer	SUI	Run1:	Int1:	9.49	(5)	I1-I2:	9.67	(48)	0.09							
				Int2:	19.16	(31)					I2-I3:	24.13	(49)	0.51			
				Int3:	43.29	(36)					I3-Fin:	14.74	(30)	1.46			
				Fin:	58.03	(31)								2.01			
			Run2:	Int1:			I1-I2:			I2-I3:							
				Int2:				I3-Fin:									
				Int3:													
				Fin:	DNQ												
			Total:	Int1:													
				Int2:													
				Int3:													
				Fin:	DNQ												
47	PHILP Trevor Rossignol	CAN	Run1:	Int1:	9.54	(14)	I1-I2:	9.69	(51)	0.14							
				Int2:	19.23	(37)					I2-I3:	23.93	(33)	0.58			
				Int3:	43.16	(33)					I3-Fin:	14.94	(48)	1.33			
				Fin:	58.10	(34)								2.08			
			Run2:	Int1:			I1-I2:			I2-I3:							
				Int2:				I3-Fin:									
				Int3:													
				Fin:	DNQ												
			Total:	Int1:													
				Int2:													
				Int3:													
				Fin:	DNQ												



Number of Competitors: 81

Bib	Name Ski	NSA	Positions			Partials			Difference						
			Pos.	Time	Rank	Pos.	Time	Rank	Time						
48	BROWN Phil Rossignol	CAN	Run1:	Int1:	9.70	(44)	I1-I2:	9.66	(47)	0.30					
				Int2:	19.36	(50)					I2-I3:	25.02	(70)	0.71	
				Int3:	44.38	(64)					I3-Fin:	15.14	(57)	2.55	
			Run2:	Fin:	59.52	(62)	I1-I2:			I2-I3:		3.50			
				Int1:		I1-I2:									
				Int2:											I2-I3:
			Total:	Int3:		I1-I2:			I2-I3:						
				Fin:	DNQ								I3-Fin:		
				Int1:											
						Int2:									
						Int3:									
						Fin:	DNQ								
49	JOHANSEN Truls Fischer	NOR	Run1:	Int1:	9.71	(47)	I1-I2:	10.62	(76)	0.31					
				Int2:	20.33	(76)					I2-I3:	24.12	(47)	1.68	
				Int3:	44.45	(67)					I3-Fin:			2.62	
			Run2:	Fin:	DNF	I1-I2:			I2-I3:						
				Int1:									I1-I2:		
				Int2:											
			Total:	Int3:		I1-I2:			I2-I3:						
				Fin:	DNF								I3-Fin:		
				Int1:											
						Int2:									
						Int3:									
						Fin:	DNF								
50	KELLEY Tim Voelki	USA	Run1:	Int1:	9.72	(51)	I1-I2:	9.95	(69)	0.32					
				Int2:	19.67	(66)					I2-I3:	24.12	(47)	1.02	
				Int3:	43.79	(54)					I3-Fin:	14.91	(45)	1.96	
			Run2:	Fin:	58.70	(48)	I1-I2:			I2-I3:		2.68			
				Int1:		I1-I2:									
				Int2:											I2-I3:
			Total:	Int3:		I1-I2:			I2-I3:						
				Fin:	DNQ								I3-Fin:		
				Int1:											
						Int2:									
						Int3:									
						Fin:	DNQ								
51	SAMSAL Dalibor	HUN	Run1:	Int1:	9.99	(80)	I1-I2:	9.42	(18)	0.59					
				Int2:	19.41	(54)					I2-I3:	24.22	(53)	0.76	
				Int3:	43.63	(46)					I3-Fin:	15.30	(63)	1.80	
			Run2:	Fin:	58.93	(56)	I1-I2:			I2-I3:		2.91			
				Int1:		I1-I2:									
				Int2:											I2-I3:
			Total:	Int3:		I1-I2:			I2-I3:						
				Fin:	DNQ								I3-Fin:		
				Int1:											
						Int2:									
						Int3:									
						Fin:	DNQ								



Number of Competitors: 81

Bib	Name Ski	NSA	Positions			Partials			Difference								
			Pos.	Time	Rank	Pos.	Time	Rank	Time								
52	SCHMIDIGER Reto Nordica	SUI	Run1:	Int1:	9.79	(64)	I1-I2:	9.61	(43)	0.39							
				Int2:	19.40	(53)					I2-I3:	24.34	(59)	0.75			
				Int3:	43.74	(51)					I3-Fin:	15.20	(58)	1.91			
				Fin:	58.94	(57)								2.92			
			Run2:	Int1:			I1-I2:			I2-I3:							
				Int2:				I3-Fin:									
				Int3:													
				Fin:	DNQ												
			Total:	Int1:													
				Int2:													
				Int3:													
				Fin:	DNQ												
			53	ZUBCIC Filip Atomic	CRO	Run1:	Int1:	9.75	(58)	I1-I2:	9.69	(51)	0.35				
Int2:	19.44	(55)					I2-I3:	24.20	(52)					0.79			
Int3:	43.64	(47)					I3-Fin:	14.78	(33)					1.81			
Fin:	58.42	(42)												2.40			
Run2:	Int1:						I1-I2:			I2-I3:							
	Int2:							I3-Fin:									
	Int3:																
	Fin:	DNQ															
Total:	Int1:																
	Int2:																
	Int3:																
	Fin:	DNQ															
54	TRIKHICHEV Pavel Rossignol	RUS				Run1:	Int1:	9.54	(14)	I1-I2:	9.45	(24)	0.14				
			Int2:	18.99	(16)		I2-I3:	23.90	(32)					0.34			
			Int3:	42.89	(22)		I3-Fin:	15.06	(52)					1.06			
			Fin:	57.95	(29)									1.93			
			Run2:	Int1:	9.96	(28)	I1-I2:	8.90	(2)	I2-I3:	23.04	(20)	0.35				
				Int2:	18.86	(14)								I3-Fin:	14.32	(21)	1.31
				Int3:	41.90	(17)											
				Fin:	56.22	(20)											2.22
			Total:	Int1:	1:07.91	(29)											
				Int2:	1:16.81	(24)											
				Int3:	1:39.85	(21)											
				Fin:	1:54.17	(20)											
			55	READ Erik Fischer	CAN	Run1:	Int1:	9.73	(53)	I1-I2:	9.62	(44)	0.33				
Int2:	19.35	(49)					I2-I3:							0.70			
Int3:							I3-Fin:										
Fin:	DNF																
Run2:	Int1:						I1-I2:			I2-I3:							
	Int2:							I3-Fin:									
	Int3:																
	Fin:	DNF															
Total:	Int1:																
	Int2:																
	Int3:																
	Fin:	DNF															



Number of Competitors: 81

Bib	Name Ski	NSA	Positions			Partials			Difference			
			Pos.	Time	Rank	Pos.	Time	Rank	Time			
56	PALONIEMI Santeri	FIN	Run1:	Int1:	9.40	(1)	I1-I2:	9.42	(18)	0.00		
				Int2:	18.82	(4)					I2-I3:	0.17
				Int3:							I3-Fin:	
				Fin:	DNF							
				Run2:	Int1:			I1-I2:				
					Int2:						I2-I3:	
			Int3:				I3-Fin:					
			Total:	Int1:			I1-I2:					
				Int2:					I2-I3:			
				Int3:					I3-Fin:			
						Fin:	DNF					
			57	MURISIER Justin Voelkl	SUI	Run1:	Int1:	9.84	(67)	I1-I2:	10.02	(72)
Int2:	19.86	(72)					I2-I3:	1.21				
Int3:	43.70	(49)					I3-Fin:		1.87			
Fin:	58.47	(43)										
Run2:	Int1:							I1-I2:				
	Int2:								I2-I3:			
	Int3:						I3-Fin:					
Total:	Int1:						I1-I2:					
	Int2:								I2-I3:			
	Int3:								I3-Fin:			
						Fin:	DNQ					
58	ANKENY Michael	USA				Run1:	Int1:	9.66	(39)	I1-I2:	9.48	(27)
			Int2:	19.14	(28)		I2-I3:	0.49				
			Int3:	43.81	(55)		I3-Fin:		1.98			
			Fin:	58.89	(53)							
			Run2:	Int1:				I1-I2:				
				Int2:					I2-I3:			
				Int3:			I3-Fin:					
			Total:	Int1:			I1-I2:					
				Int2:					I2-I3:			
				Int3:					I3-Fin:			
						Fin:	DNQ					
			59	KRYZL Krystof Blizzard	CZE	Run1:	Int1:	9.64	(35)	I1-I2:	9.59	(40)
Int2:	19.23	(37)					I2-I3:	0.58				
Int3:	43.29	(36)					I3-Fin:		1.46			
Fin:	57.99	(30)										
Run2:	Int1:	9.97					(29)	I1-I2:		9.27	(26)	0.36
	Int2:	19.24					(28)		I2-I3:			
	Int3:	42.23				(23)	I3-Fin:		1.64			
Fin:	56.65	(22)										
Total:	Int1:	1:07.96				(30)	I1-I2:				2.27	
	Int2:	1:17.23				(29)			I2-I3:			
	Int3:	1:40.22				(25)			I3-Fin:			3.55
Fin:	1:54.64	(25)										



Number of Competitors: 81

Bib	Name Ski	NSA	Positions			Partials			Difference		
			Pos.	Time	Rank	Pos.	Time	Rank	Time		
60	KASPER Nolan Voelkl	USA	Run1:	Int1:	9.63	(31)	I1-I2:	9.82	(65)	0.23	
				Int2:	19.45	(58)		I2-I3:	24.52	(63)	0.80
				Int3:	43.97	(58)		I3-Fin:	14.93	(47)	2.14
				Fin:	58.90	(55)					2.88
			Run2:	Int1:		I1-I2:		I2-I3:		I3-Fin:	
				Int2:							
				Int3:							
				Fin:	DNQ						
			Total:	Int1:		I1-I2:		I2-I3:		I3-Fin:	
				Int2:							
				Int3:							
				Fin:	DNQ						
			61	NANI Roberto Voelkl	ITA	Run1:	Int1:	9.77	(60)	I1-I2:	9.70
Int2:	19.47	(60)					I2-I3:	23.81	(26)		0.82
Int3:	43.28	(35)					I3-Fin:	15.02	(51)		1.45
Fin:	58.30	(39)									2.28
Run2:	Int1:					I1-I2:		I2-I3:		I3-Fin:	
	Int2:										
	Int3:										
	Fin:	DNQ									
Total:	Int1:					I1-I2:		I2-I3:		I3-Fin:	
	Int2:										
	Int3:										
	Fin:	DNQ									
62	GREGORAK Will Rossignol	USA				Run1:	Int1:	9.55	(19)	I1-I2:	9.73
			Int2:	19.28	(41)		I2-I3:	24.23	(54)		0.63
			Int3:	43.51	(43)		I3-Fin:	15.38	(65)		1.68
			Fin:	58.89	(53)						2.87
			Run2:	Int1:		I1-I2:		I2-I3:		I3-Fin:	
				Int2:							
				Int3:							
				Fin:	DNQ						
			Total:	Int1:		I1-I2:		I2-I3:		I3-Fin:	
				Int2:							
				Int3:							
				Fin:	DNQ						
			63	NIEDERBERGER Bernhard Fischer	SUI	Run1:	Int1:	9.54	(14)	I1-I2:	11.15
Int2:	20.69	(78)					I2-I3:	23.86	(29)		2.04
Int3:	44.55	(69)					I3-Fin:	14.49	(10)		2.72
Fin:	59.04	(58)									3.02
Run2:	Int1:					I1-I2:		I2-I3:		I3-Fin:	
	Int2:										
	Int3:										
	Fin:	DNQ									
Total:	Int1:					I1-I2:		I2-I3:		I3-Fin:	
	Int2:										
	Int3:										
	Fin:	DNQ									



Number of Competitors: 81

Bib	Name Ski	NSA	Positions			Partials			Difference			
			Pos.	Time	Rank	Pos.	Time	Rank	Time			
64	RASANEN Joonas	FIN	Run1:	Int1:	9.71 (47)	I1-I2:	9.73 (58)	0.31				
				Int2:	19.44 (55)				I2-I3:	24.42 (61)	0.79	
				Int3:	43.86 (56)				I3-Fin:	14.66 (23)	2.03	
				Fin:	58.52 (44)						2.50	
				Run2:	Int1:					I1-I2:		
					Int2:					I2-I3:		
			Int3:			I3-Fin:						
			Fin:		DNQ							
			Total:		Int1:							
					Int2:							
					Int3:							
					Fin:	DNQ						
65	NARITA Hideyuki Salomon	JPN	Run1:	Int1:	9.85 (69)	I1-I2:	9.72 (56)	0.45				
				Int2:	19.57 (64)				I2-I3:	24.62 (67)	0.92	
				Int3:	44.19 (61)				I3-Fin:	32.16 (70)	2.36	
				Fin:	1:16.35 (70)						20.33	
				Run2:	Int1:					I1-I2:		
					Int2:					I2-I3:		
			Int3:			I3-Fin:						
			Fin:		DNQ							
			Total:		Int1:							
					Int2:							
					Int3:							
					Fin:	DNQ						
66	MERMILLOD BLONDIN T. Rossignol	FRA	Run1:	Int1:	9.64 (35)	I1-I2:	10.06 (73)	0.24				
				Int2:	19.70 (69)				I2-I3:		1.05	
				Int3:					I3-Fin:			
				Fin:	DNF							
				Run2:	Int1:					I1-I2:		
					Int2:					I2-I3:		
			Int3:			I3-Fin:						
			Fin:		DNF							
			Total:		Int1:							
					Int2:							
					Int3:							
					Fin:	DNF						
67	LINDH Calle Rossignol	SWE	Run1:	Int1:	9.49 (5)	I1-I2:	9.72 (56)	0.09				
				Int2:	19.21 (34)				I2-I3:	23.59 (16)	0.56	
				Int3:	42.80 (18)				I3-Fin:	15.49 (66)	0.97	
				Fin:	58.29 (38)						2.27	
				Run2:	Int1:					I1-I2:		
					Int2:					I2-I3:		
			Int3:			I3-Fin:						
			Fin:		DNQ							
			Total:		Int1:							
					Int2:							
					Int3:							
					Fin:	DNQ						



Number of Competitors: 81

Bib	Name Ski	NSA	Positions			Partials			Difference					
			Pos.	Time	Rank	Pos.	Time	Rank	Time					
68	MATT Michael Blizzard	AUT	Run1:	Int1:	9.96	(79)	I1-I2:	9.86	(67)	0.56				
				Int2:	19.82	(71)					I2-I3:	24.46	(62)	
				Int3:	44.28	(63)					I3-Fin:	15.24	(60)	
				Fin:	59.52	(62)								
			Run2:	Int1:			I1-I2:							
				Int2:				I2-I3:						
				Int3:				I3-Fin:						
				Fin:	DNQ									
			Total:	Int1:			I1-I2:							
				Int2:				I2-I3:						
				Int3:				I3-Fin:						
				Fin:	DNQ									
69	HENTTINEN Jens Fischer	FIN	Run1:	Int1:	9.77	(60)	I1-I2:	9.54	(35)	0.37				
				Int2:	19.31	(43)					I2-I3:	26.32	(72)	
				Int3:	45.63	(70)					I3-Fin:	14.83	(41)	
				Fin:	1:00.46	(65)								
			Run2:	Int1:			I1-I2:							
				Int2:				I2-I3:						
				Int3:				I3-Fin:						
				Fin:	DNQ									
			Total:	Int1:			I1-I2:							
				Int2:				I2-I3:						
				Int3:				I3-Fin:						
				Fin:	DNQ									
70	DEVILLE Cristian Blizzard	ITA	Run1:	Int1:	9.51	(10)	I1-I2:	9.52	(31)	0.11				
				Int2:	19.03	(19)					I2-I3:	23.60	(18)	
				Int3:	42.63	(16)					I3-Fin:	14.64	(21)	
				Fin:	57.27	(15)								
			Run2:	Int1:	9.83	(16)	I1-I2:	9.00	(11)	0.22				
				Int2:	18.83	(11)						I2-I3:	22.93	(16)
				Int3:	41.76	(13)						I3-Fin:	14.19	(15)
				Fin:	55.95	(13)								
			Total:	Int1:	1:07.10	(15)	I1-I2:			1.41				
				Int2:	1:16.10	(15)		I2-I3:						
				Int3:	1:39.03	(13)		I3-Fin:						
				Fin:	1:53.22	(13)								
71	DIGRUBER Marc Blizzard	AUT	Run1:	Int1:	9.84	(67)	I1-I2:	9.88	(68)	0.44				
				Int2:	19.72	(70)					I2-I3:	24.04	(39)	
				Int3:	43.76	(53)					I3-Fin:	14.98	(50)	
				Fin:	58.74	(51)								
			Run2:	Int1:			I1-I2:							
				Int2:				I2-I3:						
				Int3:				I3-Fin:						
				Fin:	DNQ									
			Total:	Int1:			I1-I2:							
				Int2:				I2-I3:						
				Int3:				I3-Fin:						
				Fin:	DNQ									



Number of Competitors: 81

Bib	Name Ski	NSA	Positions			Partials			Difference	
			Pos.	Time	Rank	Pos.	Time	Rank	Time	
72	TREJBAL Filip Dynastar	CZE	Run1:	Int1:	9.51 (10)	I1-I2:	9.97 (71)	0.11		
				Int2:	19.48 (61)		I2-I3:		24.14 (51)	
				Int3:	43.62 (45)		I3-Fin:		15.07 (53)	
			Run2:	Fin:	58.69 (47)	I1-I2:	DNQ	I2-I3:	I3-Fin:	2.67
				Int1:						
				Int2:						
				Int3:						
			Total:	Fin:	DNQ	I1-I2:	DNQ	I2-I3:	I3-Fin:	
				Int1:						
				Int2:						
73	PRISADOV Stefan Fischer	BUL	Run1:	Int1:		I1-I2:				
				Int2:			I2-I3:			
				Int3:			I3-Fin:			
			Run2:	Fin:	DNQ	I1-I2:	DNQ	I2-I3:	I3-Fin:	
				Int1:						
				Int2:						
				Int3:						
			Total:	Fin:	DNQ	I1-I2:	DNQ	I2-I3:	I3-Fin:	
				Int1:						
				Int2:						
74	ZVEJNIEKS Kristaps	LAT	Run1:	Int1:	9.64 (35)	I1-I2:	9.63 (46)	0.24		
				Int2:	19.27 (40)		I2-I3:		24.11 (46)	
				Int3:	43.38 (39)		I3-Fin:		15.32 (64)	
			Run2:	Fin:	58.70 (48)	I1-I2:	DNQ	I2-I3:	I3-Fin:	2.68
				Int1:						
				Int2:						
				Int3:						
			Total:	Fin:	DNQ	I1-I2:	DNQ	I2-I3:	I3-Fin:	
				Int1:						
				Int2:						
75	ISHII Tomoya Salomon	JPN	Run1:	Int1:	9.90 (74)	I1-I2:	9.79 (64)	0.50		
				Int2:	19.69 (67)		I2-I3:		24.33 (58)	
				Int3:	44.02 (60)		I3-Fin:		15.20 (58)	
			Run2:	Fin:	59.22 (61)	I1-I2:	DNQ	I2-I3:	I3-Fin:	3.20
				Int1:						
				Int2:						
				Int3:						
			Total:	Fin:	DNQ	I1-I2:	DNQ	I2-I3:	I3-Fin:	
				Int1:						
				Int2:						



Number of Competitors: 81

Bib	Name Ski	NSA	Positions			Partials			Difference		
			Pos.	Time	Rank	Pos.	Time	Rank	Time		
76	SCHWARZ Marco Fischer	AUT	Run1:	Int1:	9.61 (28)	I1-I2:	9.62 (44)		0.21		
				Int2:	19.23 (37)					I2-I3:	24.75 (69)
				Int3:	43.98 (59)					I3-Fin:	15.10 (55)
				Fin:	59.08 (59)						3.06
			Run2:	Int1:		I1-I2:		I2-I3:		I3-Fin:	
				Int2:							
				Int3:							
				Fin:	DNQ						
			Total:	Int1:		I1-I2:		I2-I3:		I3-Fin:	
				Int2:							
				Int3:							
				Fin:	DNQ						
77	DAHL Juho	FIN	Run1:	Int1:	9.77 (60)	I1-I2:	9.75 (61)		0.37		
				Int2:	19.52 (63)					I2-I3:	24.34 (59)
				Int3:	43.86 (56)					I3-Fin:	14.87 (44)
				Fin:	58.73 (50)						2.71
			Run2:	Int1:		I1-I2:		I2-I3:		I3-Fin:	
				Int2:							
				Int3:							
				Fin:	DNQ						
			Total:	Int1:		I1-I2:		I2-I3:		I3-Fin:	
				Int2:							
				Int3:							
				Fin:	DNQ						
78	ALAERTS Kai	BEL	Run1:	Int1:	9.93 (76)	I1-I2:	9.96 (70)		0.53		
				Int2:	19.89 (73)					I2-I3:	24.55 (64)
				Int3:	44.44 (66)					I3-Fin:	15.13 (56)
				Fin:	59.57 (64)						3.55
			Run2:	Int1:		I1-I2:		I2-I3:		I3-Fin:	
				Int2:							
				Int3:							
				Fin:	DNQ						
			Total:	Int1:		I1-I2:		I2-I3:		I3-Fin:	
				Int2:							
				Int3:							
				Fin:	DNQ						
79	LUUKKO Max	FIN	Run1:	Int1:	9.73 (53)	I1-I2:	10.22 (75)		0.33		
				Int2:	19.95 (74)					I2-I3:	24.59 (66)
				Int3:	44.54 (68)					I3-Fin:	
				Fin:	DNF						2.71
			Run2:	Int1:		I1-I2:		I2-I3:		I3-Fin:	
				Int2:							
				Int3:							
				Fin:	DNF						
			Total:	Int1:		I1-I2:		I2-I3:		I3-Fin:	
				Int2:							
				Int3:							
				Fin:	DNF						



Number of Competitors: 81

Bib	Name Ski	NSA	Positions			Partials			Difference
			Pos.	Time	Rank	Pos.	Time	Rank	Time
80	NIEMELA Arttu Atomic	FIN	Run1:	Int1: 9.67 (41)		I1-I2:			0.27
				Int2:		I2-I3:			
				Int3:		I3-Fin:			
				Fin: DNF					
			Run2:	Int1:		I1-I2:			
				Int2:		I2-I3:			
				Int3:		I3-Fin:			
				Fin: DNF					
			Total:	Int1:					
				Int2:					
				Int3:					
				Fin: DNF					
81	SMITH Warren Cummings	EST	Run1:	Int1: 9.91 (75)		I1-I2: 10.09 (74)			0.51
				Int2: 20.00 (75)		I2-I3: 26.20 (71)			1.35
				Int3: 46.20 (72)		I3-Fin:			4.37
				Fin: DNF					
			Run2:	Int1:		I1-I2:			
				Int2:		I2-I3:			
				Int3:		I3-Fin:			
				Fin: DNF					
			Total:	Int1:					
				Int2:					
				Int3:					
				Fin: DNF					

LEGEND

Pos Intermediate or Speed Position **Int1:** Intermediate 1 **Int3:** Intermediate 3 **DNS** Did Not Start **Run1** First Run
Total First + Second Run **Int2:** Intermediate 2 **DNF** Did Not Finish **Run2** Second Run **Fin:** Finish
DNQ Did Not Qualify

16-11-2014 / Levi (FIN) / 0112

Page 21/21

Data Processing by LONGINES

www.fis-ski.com

LONGINES Timing

Generation Date: SUN 16 NOV 2014

Time: 14:46

Document: 77B 1.0





Audi
FIS Ski World Cup

AUDI

FIS SKI WORLD CUP 2014/15



AFTER 1st MEN'S SLALOM SLALOM FIS WCSL LIST

Number of Competitors: 54

16 NOV 2014 Levi (FIN)

Rank	FIS Code	Name	NSA	1	Base	- X	+ Y	WCSL-SL
1	53831	HIRSCHER Marcel	AUT	80	645	59	80	666
2	422304	KRISTOFFERSEN Henrik	NOR	100	514	47	100	567
3	201702	NEUREUTHER Felix	GER	60	550	50	60	560
4	501111	HARGIN Mattias	SWE	36	385	35	36	386
5	50707	MATT Mario	AUT	-	410	37	-	373
6	290732	THALER Patrick	ITA	45	351	32	45	364
7	202462	DOPFER Fritz	GER	40	323	29	40	334
8	192665	GRANGE Jean-Baptiste	FRA	-	266	24	-	242
9	194364	PINTURAUULT Alexis	FRA	-	264	24	-	240
10	292491	MOELGG Manfred	ITA	-	261	24	-	237
11	500656	LARSSON Markus	SWE	-	260	24	-	236
12	501017	MYHRER Andre	SWE	29	218	20	29	227
13	293797	GROSS Stefano	ITA	10	215	20	10	205
14	50605	HERBST Reinfried	AUT	-	158	14	-	144
15	501101	BYGGMARK Jens	SWE	-	157	14	-	143
15	380260	KOSTELIC Ivica	CRO	-	157	14	-	143
17	422082	SOLEVAAG Sebastian-Foss	NOR	50	100	9	50	141
18	501223	BAECK Axel	SWE	7	143	13	7	137
19	480736	KHOROSHILOV Alexander	RUS	32	111	10	32	133
20	50625	RAICH Benjamin	AUT	16	123	11	16	128
21	192506	MISSILLIER Steve	FRA	-	110	10	-	100
22	501116	LAHDENPERAE Anton	SWE	24	80	7	24	97
23	534508	CHODOUNSKY David	USA	5	93	8	5	90
24	534562	LIGETY Ted	USA	13	81	7	13	87
25	511983	AERNI Luca	SUI	-	90	8	-	82
26	293098	RAZZOLI Giuliano	ITA	22	64	6	22	80
27	54063	FELLER Manuel	AUT	-	86	8	-	78
28	301709	YUASA Naoki	JPN	-	80	7	-	73
29	560355	VALENCIC Mitja	SLO	-	78	7	-	71
29	511996	YULE Daniel	SUI	26	50	5	26	71
31	421669	HAUGEN Leif Kristian	NOR	-	72	7	-	65
32	700830	ZAMPA Adam	SVK	-	67	6	-	61
33	291145	DEVILLE Cristian	ITA	20	41	4	20	57
33	102435	JANYK Michael	CAN	-	63	6	-	57
33	191459	LIZEROUX Julien	FRA	12	50	5	12	57



AFTER 1st MEN'S SLALOM
SLALOM FIS WCSL LIST

Number of Competitors: 54				16 NOV 2014 Levi			(FIN)
Rank	FIS Code	Name	NSA	1	Base	- X	+ Y = WCSL-SL
36	511174	VOGEL Markus	SUI	-	46	4	- 42
37	50624	PRANGER Manfred	AUT	-	45	4	- 41
38	50981	HOERL Wolfgang	AUT	4	36	3	4 37
39	532138	KASPER Nolan	USA	-	38	3	- 35
40	102239	COUSINEAU Julien	CAN	15	13	1	15 27
40	511902	ZENHAEUSERN Ramon	SUI	8	21	2	8 27
42	421860	NORDBOTTEN Jonathan	NOR	-	27	2	- 25
43	291318	TONETTI Riccardo	ITA	14	5	-	14 19
44	201891	SCHMID Philipp	GER	18	-	-	18 18
45	193967	MUFFAT-JEANDET Victor	FRA	10	5	-	10 15
45	301312	SASAKI Akira	JPN	-	16	1	- 15
47	51395	DIGRUBER Marc	AUT	-	14	1	- 13
48	150644	KRYZL Krystof	CZE	6	6	1	6 11
48	481327	TRIKHICHEV Pavel	RUS	11	-	-	11 11
50	102912	SPENCE Brad	CAN	-	11	1	- 10
51	530165	BRANDENBURG Will	USA	-	8	1	- 7
51	193334	RIVAS Gabriel	FRA	-	8	1	- 7
53	180703	PALONIEMI Santeri	FIN	-	7	1	- 6
54	532431	MILLER Bode	USA	-	5	-	- 5

Number of Competitors per Nation until 60th position

AUT : 8	CAN : 3	CRO : 1	CZE : 1	FIN : 1	FRA : 6
GER : 3	ITA : 6	JPN : 2	NOR : 4	RUS : 2	SLO : 1
SUI : 4	SVK : 1	SWE : 6	USA : 5		

LEGEND

Base Last season WCSL points
X (Base / number of planned races in the current season) * number of completed races in the current season
Y WC points won in the current season
WCSL-SL World Cup Start List points for Slalom

16-11-2014 / Levi (FIN) / 0112

Page 2/2

www.fis-ski.com

Generation Date: SUN 16 NOV 2014

Time: 14:46

Document: 60A 1.0



AFTER 1st MEN'S SLALOM
OVERALL FIS WCSL LIST

Number of Competitors: 157

Rank	FIS Code	Name	NSA	WCSL	DH	SL	GS	SG	SC
1	53831	HIRSCHER Marcel	AUT	1405	-	666 (1)	642 (1)	37 (32)	60 (17)
2	421328	SVINDAL Aksel Lund	NOR	1195	620 (1)	-	116 (22)	382 (1)	77 (11)
3	534562	LIGETY Ted	USA	1090	80 (27)	87 (24)	613 (2)	108 (19)	202 (1)
4	194364	PINTURAUULT Alexis	FRA	1066	-	240 (9)	520 (3)	126 (17)	180 (3)
5	421483	JANSRUD Kjetil	NOR	879	388 (3)	-	46 (30)	359 (2)	86 (9)
6	201702	NEUREUTHER Felix	GER	822	-	560 (3)	262 (7)	-	-
7	53902	MAYER Matthias	AUT	757	407 (2)	-	44 (31)	236 (5)	70 (12)
8	422304	KRISTOFFERSEN Henrik	NOR	755	-	567 (2)	188 (10)	-	-
9	532431	MILLER Bode	USA	752	296 (8)	5 (54)	102 (25)	280 (3)	69 (13)
10	202462	DOPFER Fritz	GER	638	-	334 (7)	304 (5)	-	-
11	511139	KUENG Patrick	SUI	600	323 (7)	-	-	277 (4)	-
12	293006	INNERHOFER Christof	ITA	578	325 (6)	-	-	135 (16)	118 (4)
13	50742	REICHELT Hannes	AUT	525	360 (5)	-	14 (44)	146 (12)	5 (38)
14	292455	FILL Peter	ITA	500	257 (11)	-	-	177 (9)	66 (15)
15	511313	JANKA Carlo	SUI	494	160 (18)	-	121 (21)	125 (18)	88 (8)
16	102263	GUAY Erik	CAN	466	383 (4)	-	-	83 (22)	-
17	50625	RAICH Benjamin	AUT	422	-	128 (20)	294 (6)	-	-
18	192746	THEAUX Adrien	FRA	421	248 (12)	-	-	137 (15)	36 (20)
19	53817	FRANZ Max	AUT	405	243 (13)	-	-	157 (11)	5 (38)
20	510727	DEFAGO Didier	SUI	394	183 (16)	-	16 (42)	195 (8)	-
21	530874	GANONG Travis	USA	388	295 (9)	-	-	93 (21)	-
22	501111	HARGIN Mattias	SWE	386	-	386 (4)	-	-	-
23	50707	MATT Mario	AUT	373	-	373 (5)	-	-	-
24	290732	THALER Patrick	ITA	364	-	364 (6)	-	-	-
25	292491	MOELGG Manfred	ITA	353	-	237 (10)	116 (22)	-	-
26	50858	STREITBERGER Georg	AUT	343	197 (15)	-	-	146 (12)	-
27	191740	CLAREY Johan	FRA	341	273 (10)	-	-	68 (27)	-
28	192506	MISSILLIER Steve	FRA	318	-	100 (21)	218 (9)	-	-
29	191750	FANARA Thomas	FRA	305	-	-	305 (4)	-	-
30	54005	STRIEDINGER Otmar	AUT	303	95 (23)	-	-	208 (6)	-
31	192504	MERMILLOD BLONDIN T.	FRA	295	-	-	29 (35)	176 (10)	90 (6)
32	102271	HUDEC Jan	CAN	293	92 (25)	-	-	201 (7)	-
33	501017	MYHRER Andre	SWE	290	-	227 (12)	63 (27)	-	-
34	380260	KOSTELIC Ivica	CRO	282	-	143 (15)	26 (37)	24 (37)	89 (7)
35	291459	PARIS Dominik	ITA	255	213 (14)	-	-	26 (34)	16 (28)
36	511352	VILETTA Sandro	SUI	254	50 (33)	-	-	18 (39)	186 (2)
37	292514	HEEL Werner	ITA	244	164 (17)	-	-	80 (23)	-

AFTER 1st MEN'S SLALOM
OVERALL FIS WCSL LIST

Number of Competitors: 157

Rank	FIS Code	Name	NSA	WCSL	DH	SL	GS	SG	SC
38	51215	BAUMANN Romed	AUT	243	105 (21)	-	-	105 (20)	33 (21)
39	192665	GRANGE Jean-Baptiste	FRA	242	-	242 (8)	-	-	-
40	421669	HAUGEN Leif Kristian	NOR	237	-	65 (31)	172 (11)	-	-
41	500656	LARSSON Markus	SWE	236	-	236 (11)	-	-	-
42	294890	NANI Roberto	ITA	229	-	-	229 (8)	-	-
43	102899	OSBORNE-PARADIS Manuel	CAN	208	150 (20)	-	-	58 (28)	-
44	293797	GROSS Stefano	ITA	205	-	205 (13)	-	-	-
45	511383	FEUZ Beat	SUI	183	98 (22)	-	-	57 (29)	28 (23)
46	50753	KROELL Klaus	AUT	177	160 (18)	-	-	17 (40)	-
47	193967	MUFFAT-JEANDET Victor	FRA	166	-	15 (45)	151 (13)	-	-
48	501324	OLSSON Matts	SWE	162	-	-	162 (12)	-	-
49	534959	JITLOFF Tim	USA	152	-	-	132 (19)	-	20 (25)
49	530939	WEIBRECHT Andrew	USA	152	-	-	-	145 (14)	7 (34)
51	194495	FAIVRE Mathieu	FRA	149	-	-	149 (14)	-	-
51	480736	KHOROSHILOV Alexander	RUS	149	-	133 (19)	-	-	16 (28)
53	50605	HERBST Reinfried	AUT	144	-	144 (14)	-	-	-
54	501101	BYGGMARK Jens	SWE	143	-	143 (15)	-	-	-
55	202437	LUITZ Stefan	GER	141	-	-	141 (15)	-	-
55	422082	SOLEVAAG Sebastian-Foss	NOR	141	-	141 (17)	-	-	-
57	180534	SANDELL Marcus	FIN	140	-	-	140 (16)	-	-
58	990116	DE ALIPRANDINI Luca	ITA	138	-	-	133 (17)	5 (52)	-
59	501223	BAECK Axel	SWE	137	-	137 (18)	-	-	-
60	150398	BANK Ondrej	CZE	133	1 (56)	-	52 (28)	29 (33)	51 (19)
60	51007	SCHOERGHOFER Philipp	AUT	133	-	-	133 (17)	-	-
62	180570	ROMAR Andreas	FIN	132	20 (44)	-	-	26 (34)	86 (9)
63	292120	SIMONCELLI Davide	ITA	124	-	-	124 (20)	-	-
64	700830	ZAMPA Adam	SVK	122	-	61 (32)	-	-	61 (16)
65	51159	NOESIG Christoph	AUT	116	-	-	116 (22)	-	-
66	51327	PUCHNER Joachim	AUT	109	30 (36)	-	-	79 (24)	-
67	53980	KRIECHMAYR Vincent	AUT	104	-	-	-	79 (24)	25 (24)
68	293141	VARETONI Silvano	ITA	100	93 (24)	-	-	7 (50)	-
69	501116	LAHDENPERAE Anton	SWE	97	-	97 (22)	-	-	-
70	380292	ZRNCIC-DIM Natko	CRO	96	-	-	-	-	96 (5)
71	192932	FAYED Guillermo	FRA	91	91 (26)	-	-	-	-
72	534508	CHODOUNSKY David	USA	90	-	90 (23)	-	-	-
72	191423	RICHARD Cyprien	FRA	90	-	-	90 (26)	-	-
74	511983	AERNI Luca	SUI	82	-	82 (25)	-	-	-
74	53936	DUERAGER Markus	AUT	82	56 (30)	-	-	26 (34)	-
76	934643	GOLDBERG Jared	USA	81	22 (39)	-	-	-	59 (18)
77	293098	RAZZOLI Giuliano	ITA	80	-	80 (26)	-	-	-
78	422139	KILDE Aleksander Aamodt	NOR	79	1 (56)	-	-	75 (26)	3 (41)
79	54063	FELLER Manuel	AUT	78	-	78 (27)	-	-	-
80	301709	YUASA Naoki	JPN	73	-	73 (28)	-	-	-
81	51332	SCHEIBER Florian	AUT	72	57 (29)	-	-	4 (53)	11 (31)
82	533131	SULLIVAN Marco	USA	71	71 (28)	-	-	-	-
82	560355	VALENCIC Mitja	SLO	71	-	71 (29)	-	-	-
82	511996	YULE Daniel	SUI	71	-	71 (29)	-	-	-

16-11-2014 / Levi (FIN) / 0112

Page 2/4

www.fis-ski.com

Generation Date: SUN 16 NOV 2014

Time: 14:46

Document: 60B 1.0



AFTER 1st MEN'S SLALOM
OVERALL FIS WCSL LIST

Number of Competitors: 157

Rank	FIS Code	Name	NSA	WCSL	DH	SL	GS	SG	SC
82	510890	ZURBRIGGEN Silvan	SUI	71	52 (32)	-	-	1 (57)	18 (26)
86	194190	ROGER Brice	FRA	68	48 (34)	-	-	20 (38)	-
87	511513	CAVIEZEL Mauro	SUI	67	-	-	-	-	67 (14)
88	291145	DEVILLE Cristian	ITA	57	-	57 (33)	-	-	-
88	102435	JANYK Michael	CAN	57	-	57 (33)	-	-	-
88	191459	LIZEROUX Julien	FRA	57	-	57 (33)	-	-	-
91	191964	POISSON David	FRA	56	53 (31)	-	-	3 (54)	-
92	533866	NYMAN Steven	USA	54	45 (35)	-	-	9 (46)	-
93	293550	MARSAGLIA Matteo	ITA	53	2 (52)	-	11 (46)	40 (31)	-
94	194542	GIRAUD MOINE Valentin	FRA	51	22 (39)	-	-	12 (42)	17 (27)
94	511896	MURISIER Justin	SUI	51	-	-	22 (38)	-	29 (22)
96	103612	PRIDY Morgan	CAN	50	-	-	-	43 (30)	7 (34)
97	292000	BLARDONE Massimiliano	ITA	48	-	-	48 (29)	-	-
98	292967	EISATH Florian	ITA	44	-	-	44 (31)	-	-
99	501076	OLSSON Hans	SWE	43	21 (42)	-	-	16 (41)	6 (36)
100	511174	VOGEL Markus	SUI	42	-	42 (36)	-	-	-
101	50624	PRANGER Manfred	AUT	41	-	41 (37)	-	-	-
102	990048	BORSOTTI Giovanni	ITA	40	-	-	40 (33)	-	-
103	50981	HOERL Wolfgang	AUT	37	-	37 (38)	-	-	-
104	532138	KASPER Nolan	USA	35	-	35 (39)	-	-	-
105	53985	MATHIS Marcel	AUT	34	-	-	34 (34)	-	-
106	103271	THOMSEN Benjamin	CAN	31	22 (39)	-	-	9 (46)	-
107	534939	FISHER Erik	USA	30	27 (37)	-	-	3 (54)	-
108	102239	COUSINEAU Julien	CAN	27	-	27 (40)	-	-	-
108	201606	KEPPLER Stephan	GER	27	21 (42)	-	-	6 (51)	-
108	511718	PLEISCH Manuel	SUI	27	-	-	27 (36)	-	-
108	201811	STECHERT Tobias	GER	27	26 (38)	-	-	1 (57)	-
108	511902	ZENHAEUSERN Ramon	SUI	27	-	27 (40)	-	-	-
113	421860	NORDBOTTEN Jonathan	NOR	25	-	25 (42)	-	-	-
114	511852	CAVIEZEL Gino	SUI	22	-	-	22 (38)	-	-
114	150644	KRYZL Krystof	CZE	22	-	11 (48)	10 (47)	-	1 (43)
114	561067	PERKO Rok	SLO	22	10 (48)	-	-	12 (42)	-
114	6290440	ZINGERLE Alex	ITA	22	-	-	22 (38)	-	-
118	103512	FRISCH Jeffrey	CAN	20	20 (44)	-	-	-	-
119	510997	BERTHOD Marc	SUI	19	5 (51)	-	-	-	14 (30)
119	291318	TONETTI Riccardo	ITA	19	-	19 (43)	-	-	-
121	501458	LINDH Calle	SWE	18	-	-	18 (41)	-	-
121	201891	SCHMID Philipp	GER	18	-	18 (44)	-	-	-
121	422310	SEJERSTED Adrian Smiseth	NOR	18	18 (46)	-	-	-	-
124	103676	BROWN Phil	CAN	16	-	-	16 (42)	-	-
125	301312	SASAKI Akira	JPN	15	-	15 (45)	-	-	-
126	561244	KRANJEC Zan	SLO	14	-	-	14 (44)	-	-
126	481327	TRIKHICHEV Pavel	RUS	14	-	11 (48)	3 (55)	-	-
128	51395	DIGRUBER Marc	AUT	13	-	13 (47)	-	-	-
129	531452	BIESEMEYER Thomas	USA	12	-	-	-	12 (42)	-
129	560447	SPORN Andrej	SLO	12	12 (47)	-	-	-	-
131	202196	BRANDNER Klaus	GER	11	-	-	-	11 (45)	-

16-11-2014 / Levi (FIN) / 0112

Page 3/4

www.fis-ski.com

Generation Date: SUN 16 NOV 2014

Time: 14:46

Document: 60B 1.0



AFTER 1st MEN'S SLALOM
OVERALL FIS WCSL LIST

Number of Competitors: 157

Rank	FIS Code	Name	NSA	WCSL	DH	SL	GS	SG	SC
132	102912	SPENCE Brad	CAN	10	-	10 (50)	-	-	-
133	990081	CASSE Mattia	ITA	9	-	-	-	9 (46)	-
133	561217	KOSI Klemen	SLO	9	-	-	-	-	9 (32)
133	193334	RIVAS Gabriel	FRA	9	-	7 (51)	2 (57)	-	-
133	202345	SCHWAIGER Dominik	GER	9	-	-	9 (48)	-	-
133	511638	TUMLER Thomas	SUI	9	-	-	9 (48)	-	-
138	53968	BERTHOLD Frederic	AUT	8	2 (52)	-	-	-	6 (36)
138	202059	FERSTL Josef	GER	8	-	-	-	8 (49)	-
138	511529	GISIN Marc	SUI	8	8 (49)	-	-	-	-
138	511847	MANI Nils	SUI	8	8 (49)	-	-	-	-
138	150495	VRABLIK Martin	CZE	8	-	-	-	-	8 (33)
138	511741	ZURBRIGGEN Elia	SUI	8	-	-	8 (50)	-	-
144	530165	BRANDENBURG Will	USA	7	-	7 (51)	-	-	-
144	54027	BRENNSTEINER Stefan	AUT	7	-	-	7 (51)	-	-
146	180703	PALONIEMI Santeri	FIN	6	-	6 (53)	-	-	-
147	194167	MUZATON Maxence	FRA	5	-	-	-	-	5 (38)
147	202265	STAUBITZER Benedikt	GER	5	-	-	5 (52)	-	-
149	294277	KLOTZ Siegmur	ITA	4	2 (52)	-	-	2 (56)	-
149	422390	MONSEN Marcus	NOR	4	-	-	4 (53)	-	-
149	103865	PHILP Trevor	CAN	4	-	-	4 (53)	-	-
152	561255	CATER Martin	SLO	3	1 (56)	-	-	-	2 (42)
152	930160	KELLEY Robby	USA	3	-	-	3 (55)	-	-
154	191746	DE TESSIERES Gauthier	FRA	2	-	-	2 (57)	-	-
154	103385	PRIDY Conrad	CAN	2	2 (52)	-	-	-	-
156	430429	BYDLINSKI Maciej	POL	1	-	-	-	-	1 (43)
156	481705	GLEBOV Alexander	RUS	1	-	-	-	1 (57)	-

LEGEND

SC Alpine Combined points DH Downhill points SG Super-G points WCSL Overall points SL Slalom points
GS Giant Slalom points

16-11-2014 / Levi (FIN) / 0112

Page 4/4

www.fis-ski.com

Generation Date: SUN 16 NOV 2014

Time: 14:46

Document: 60B 1.0





Audi
FIS Ski World Cup

AUDI

FIS SKI WORLD CUP 2014/15



1st MEN'S SLALOM

SLALOM FIS WORLD CUP STANDINGS

Number of Competitors: 27

16 NOV 2014 Levi

(FIN)

Rank	FIS Code	Name	NSA	1	WC-SL	Diff.
1	422304	KRISTOFFERSEN Henrik	NOR	100	100	
2	53831	HIRSCHER Marcel	AUT	80	80	- 20
3	201702	NEUREUTHER Felix	GER	60	60	- 40
4	422082	SOLEVAAG Sebastian-Foss	NOR	50	50	- 50
5	290732	THALER Patrick	ITA	45	45	- 55
6	202462	DOPFER Fritz	GER	40	40	- 60
7	501111	HARGIN Mattias	SWE	36	36	- 64
8	480736	KHOROSHILOV Alexander	RUS	32	32	- 68
9	501017	MYHRER Andre	SWE	29	29	- 71
10	511996	YULE Daniel	SUI	26	26	- 74
11	501116	LAHDENPERAE Anton	SWE	24	24	- 76
12	293098	RAZZOLI Giuliano	ITA	22	22	- 78
13	291145	DEVILLE Cristian	ITA	20	20	- 80
14	201891	SCHMID Philipp	GER	18	18	- 82
15	50625	RAICH Benjamin	AUT	16	16	- 84
16	102239	COUSINEAU Julien	CAN	15	15	- 85
17	291318	TONETTI Riccardo	ITA	14	14	- 86
18	534562	LIGETY Ted	USA	13	13	- 87
19	191459	LIZEROUX Julien	FRA	12	12	- 88
20	481327	TRIKHICHEV Pavel	RUS	11	11	- 89
21	293797	GROSS Stefano	ITA	10	10	- 90
21	193967	MUFFAT-JEANDET Victor	FRA	10	10	- 90
23	511902	ZENHAEUSERN Ramon	SUI	8	8	- 92
24	501223	BAECK Axel	SWE	7	7	- 93
25	150644	KRYZL Krystof	CZE	6	6	- 94
26	534508	CHODOUNSKY David	USA	5	5	- 95
27	50981	HOERL Wolfgang	AUT	4	4	- 96

LEGEND

WC-SL World Cup points for Slalom Diff. Points Difference

16-11-2014 / Levi (FIN) / 0112

Page 1/1

www.fis-ski.com

Generation Date: SUN 16 NOV 2014

Time: 14:46

Document: 25A 1.0



1st MEN'S SLALOM
OVERALL FIS WORLD CUP STANDINGS

Number of Competitors: 48

Rank	FIS Code	Name	NSA	Points	DH	SL 1 race	GS 1 race	SG	SC
1	53831	HIRSCHER Marcel	AUT	180	-	80 (2)	100 (1)	-	-
2	202462	DOPFER Fritz	GER	120	-	40 (6)	80 (2)	-	-
3	422304	KRISTOFFERSEN Henrik	NOR	100	-	100 (1)	-	-	-
4	50625	RAICH Benjamin	AUT	66	-	16 (15)	50 (4)	-	-
5	201702	NEUREUTHER Felix	GER	60	-	60 (3)	-	-	-
5	194364	PINTURAUULT Alexis	FRA	60	-	-	60 (3)	-	-
7	193967	MUFFAT-JEANDET Victor	FRA	55	-	10 (21)	45 (5)	-	-
8	422082	SOLEVAAG Sebastian-Foss	NOR	50	-	50 (4)	-	-	-
9	290732	THALER Patrick	ITA	45	-	45 (5)	-	-	-
10	501017	MYHRER Andre	SWE	40	-	29 (9)	11 (20)	-	-
10	292120	SIMONCELLI Davide	ITA	40	-	-	40 (6)	-	-
12	534562	LIGETY Ted	USA	39	-	13 (18)	26 (10)	-	-
13	501111	HARGIN Mattias	SWE	36	-	36 (7)	-	-	-
13	180534	SANDELL Marcus	FIN	36	-	-	36 (7)	-	-
15	191750	FANARA Thomas	FRA	32	-	-	32 (8)	-	-
15	480736	KHOROSHILOV Alexander	RUS	32	-	32 (8)	-	-	-
17	294890	NANI Roberto	ITA	29	-	-	29 (9)	-	-
18	511996	YULE Daniel	SUI	26	-	26 (10)	-	-	-
19	511313	JANKA Carlo	SUI	24	-	-	24 (11)	-	-
19	501116	LAHDENPERAE Anton	SWE	24	-	24 (11)	-	-	-
21	511896	MURISIER Justin	SUI	22	-	-	22 (12)	-	-
21	293098	RAZZOLI Giuliano	ITA	22	-	22 (12)	-	-	-
23	291145	DEVILLE Cristian	ITA	20	-	20 (13)	-	-	-
23	292967	EISATH Florian	ITA	20	-	-	20 (13)	-	-
25	501458	LINDH Calle	SWE	18	-	-	18 (14)	-	-
25	201891	SCHMID Philipp	GER	18	-	18 (14)	-	-	-
27	421483	JANSRUD Kjetil	NOR	16	-	-	16 (15)	-	-
28	102239	COUSINEAU Julien	CAN	15	-	15 (16)	-	-	-
28	511718	PLEISCH Manuel	SUI	15	-	-	15 (16)	-	-
30	421669	HAUGEN Leif Kristian	NOR	14	-	-	14 (17)	-	-
30	291318	TONETTI Riccardo	ITA	14	-	14 (17)	-	-	-
32	990048	BORSOTTI Giovanni	ITA	13	-	-	13 (18)	-	-
33	191459	LIZEROUX Julien	FRA	12	-	12 (19)	-	-	-
33	511159	NOESIG Christoph	AUT	12	-	-	12 (19)	-	-
35	481327	TRIKHICHEV Pavel	RUS	11	-	11 (20)	-	-	-
36	103676	BROWN Phil	CAN	10	-	-	10 (21)	-	-
36	293797	GROSS Stefano	ITA	10	-	10 (21)	-	-	-

1st MEN'S SLALOM
OVERALL FIS WORLD CUP STANDINGS

Number of Competitors: 48

Rank	FIS Code	Name	NSA	Points	DH	SL 1 race	GS 1 race	SG	SC
38	501324	OLSSON Matts	SWE	9	-	-	9 (22)	-	-
39	191423	RICHARD Cyprien	FRA	8	-	-	8 (23)	-	-
39	511902	ZENHAEUSERN Ramon	SUI	8	-	8 (23)	-	-	-
41	501223	BAECK Axel	SWE	7	-	7 (24)	-	-	-
41	561244	KRANJEC Zan	SLO	7	-	-	7 (24)	-	-
43	150644	KRYZL Krystof	CZE	6	-	6 (25)	-	-	-
43	51007	SCHOERGHOFFER Philipp	AUT	6	-	-	6 (25)	-	-
45	534508	CHODOUNSKY David	USA	5	-	5 (26)	-	-	-
45	534959	JITLOFF Tim	USA	5	-	-	5 (26)	-	-
47	50981	HOERL Wolfgang	AUT	4	-	4 (27)	-	-	-
47	202437	LUITZ Stefan	GER	4	-	-	4 (27)	-	-

LEGEND

SC Alpine Combined points DH Downhill points SG Super-G points Points Overall points SL Slalom points
GS Giant Slalom points

16-11-2014 / Levi (FIN) / 0112

Page 2/2

www.fis-ski.com

Generation Date: SUN 16 NOV 2014

Time: 14:46

Document: 25B 1.0





Audi
FIS Ski World Cup

AUDI
FIS SKI WORLD CUP 2014/15



1st MEN'S SLALOM
MEN FIS NATION CUP

Number of Nations: 13

Rank	NSA		Points	Diff.	DH	SL	GS	SG	SC	TE
1	AUT	Austria	268		-	100	168	-	-	-
2	ITA	Italy	213	- 55	-	111	102	-	-	-
3	GER	Germany	202	- 66	-	118	84	-	-	-
4	NOR	Norway	180	- 88	-	150	30	-	-	-
5	FRA	France	167	- 101	-	22	145	-	-	-
6	SWE	Sweden	134	- 134	-	96	38	-	-	-
7	SUI	Switzerland	95	- 173	-	34	61	-	-	-
8	USA	United States of America	49	- 219	-	18	31	-	-	-
9	RUS	Russian Federation	43	- 225	-	43	-	-	-	-
10	FIN	Finland	36	- 232	-	-	36	-	-	-
11	CAN	Canada	25	- 243	-	15	10	-	-	-
12	SLO	Slovenia	7	- 261	-	-	7	-	-	-
13	CZE	Czech Republic	6	- 262	-	6	-	-	-	-



1st MEN'S SLALOM
FIS OVERALL NATION CUP

Number of Nations: 15

Rk	NSA	Overall+TE			DH Points			SL Points			GS Points			SG Points			SC Points		
		M+W	M	W	M+W	M	W	M+W	M	W	M+W	M	W	M+W	M	W	M+W	M	W
1	AUT	662	268	394	-	-	-	253	100	153	409	168	241	-	-	-	-	-	-
2	SWE	379	134	245	-	-	-	238	96	142	141	38	103	-	-	-	-	-	-
3	ITA	364	213	151	-	-	-	160	111	49	204	102	102	-	-	-	-	-	-
4	GER	259	202	57	-	-	-	129	118	11	130	84	46	-	-	-	-	-	-
5	NOR	241	180	61	-	-	-	195	150	45	46	30	16	-	-	-	-	-	-
6	FRA	226	167	59	-	-	-	33	22	11	193	145	48	-	-	-	-	-	-
7	USA	205	49	156	-	-	-	55	18	37	150	31	119	-	-	-	-	-	-
8	SUI	179	95	84	-	-	-	104	34	70	75	61	14	-	-	-	-	-	-
9	SLO	116	7	109	-	-	-	100	-	100	16	7	9	-	-	-	-	-	-
10	CAN	72	25	47	-	-	-	55	15	40	17	10	7	-	-	-	-	-	-
11	RUS	43	43	-	-	-	-	43	43	-	-	-	-	-	-	-	-	-	-
12	CZE	42	6	36	-	-	-	42	6	36	-	-	-	-	-	-	-	-	-
13	FIN	36	36	-	-	-	-	-	-	-	36	36	-	-	-	-	-	-	-
14	LIE	26	-	26	-	-	-	-	-	-	26	-	26	-	-	-	-	-	-
15	SVK	18	-	18	-	-	-	18	-	18	-	-	-	-	-	-	-	-	-

AFTER 1st MEN'S SLALOM
MANUFACTURERS STANDINGS MEN

Number of Manufacturers: 7

Rank	Manufacturer	Points	Diff.	DH	SL	GS	SG	SC
1	Atomic	230		-	80	150	-	-
2	Nordica	180	- 50	-	100	80	-	-
3	Rossignol	100	- 130	-	100	-	-	-
4	Salomon	85	- 145	-	-	85	-	-
5	Head	60	- 170	-	-	60	-	-
6	Voelkl	50	- 180	-	50	-	-	-
7	Fischer	45	- 185	-	45	-	-	-

AFTER 1st MEN'S SLALOM
MANUFACTURERS STANDINGS OVERALL

Number of Manufacturers: 8

Rk	Manuf.	Overall			DH Points			SL Points			GS Points			SG Points			SC Points		
		M+W	M	W	M+W	M	W	M+W	M	W	M+W	M	W	M+W	M	W	M+W	M	W
1	Atomic	440	230	210	-	-	-	140	80	60	300	150	150	-	-	-	-	-	-
2	Rossignol	315	100	215	-	-	-	270	100	170	45	-	45	-	-	-	-	-	-
3	Nordica	180	180	-	-	-	-	100	100	-	80	80	-	-	-	-	-	-	-
4	Head	160	60	100	-	-	-	-	-	-	160	60	100	-	-	-	-	-	-
5	Voelkl	155	50	105	-	-	-	95	50	45	60	-	60	-	-	-	-	-	-
6	Stoeckli	140	-	140	-	-	-	100	-	100	40	-	40	-	-	-	-	-	-
7	Salomon	85	85	-	-	-	-	-	-	-	85	85	-	-	-	-	-	-	-
8	Fischer	45	45	-	-	-	-	45	45	-	-	-	-	-	-	-	-	-	-