



Sprint Mens Official ranking



COMPETITION JURY

TECHNICAL DELEGATE	WALCHER Marina	(AUT)
CHIEF OF RACE	BESSE Françoise	(SUI)
REFEREE	JOVAN Andreja	(SLO)
COURSE CHIEF	GENOLET Nicolas	(SUI)

WEATHER

CONDITIONS	Sunny
SNOW	Hard
AIR TEMPERATURE	START : 3.0 °C FINISH : 5.0 °C

1st RUN

COURSESETTER	SIMSIC Urban	(SLO)
FORERUNNERS	- A - MICHEL Christophe	(SUI)
	- B - MOSET Maxime	(SUI)
COURSE	Muraz	
START	2110 m	
FINISH	1960 m	
DROP	150 m	
HOMOLOGATION	8139/02/06	
GATES	27	
DIRECTIONS	27	
STARTING TIME	10h00	

2nd RUN

FORERUNNERS	WEBER Ruedi	(SUI)
	- A - MICHEL Christophe	(SUI)
	- B - MOSET Maxime	(SUI)
COURSE	Muraz	
START	2110 m	
FINISH	1960 m	
DROP	150 m	
HOMOLOGATION	8139/02/06	
GATES	29	
DIRECTIONS	29	
STARTING TIME	13h00	

LIST n°2015 APPLIED PENALTY : 0.04

F = 500

Rank	Bib	Code	Name	Year	Nation	Run 1	Run 2	Time	Gap	Points
1	32	4190008	LAU Philippe	1986		1:05.50	1:16.70	2:22.20		0.00
2	33	4200011	SCHMID Jonas	1992		1:07.60	1:15.08	2:22.68	0.48	1.69
3	31	4190042	BERGERETTI Clement	1990		1:07.24	1:16.49	2:23.73	1.53	5.38
4	35	4200012	MUELLER Tobias	1992		1:08.83	1:15.24	2:24.07	1.87	6.58
5	24	4510001	DAYER Bastien	1987		1:07.32	1:20.01	2:27.33	5.13	18.04
6	27	4190003	BOUVIER Antoine	1986		1:09.32	1:19.02	2:28.34	6.14	21.59
7	26	4510016	MATTER Stefan	1987		1:10.44	1:20.08	2:30.52	8.32	29.25
8	39	4560009	ALES Jure	1995		1:09.74	1:20.84	2:30.58	8.38	29.47
9	22	4190045	ISSAUTIER Guillaume	1996		1:08.91	1:21.71	2:30.62	8.42	29.61
10	21	4420077	KRISTENSTUEN Adne	1995		1:09.32	1:21.47	2:30.79	8.59	30.20
11	25	4420038	KRISTENSTUEN Sondre	1992		1:08.59	1:23.30	2:31.89	9.69	34.07
12	36	4190041	FRADET Charlie	1994		1:11.05	1:21.14	2:32.19	9.99	35.13
13	34	4500007	COLLBERG Oille	1993		1:09.86	1:22.37	2:32.23	10.03	35.27
14	30	4190048	LOPEZ Matti	1996		1:11.44	1:21.62	2:33.06	10.86	38.19
15	23	4510009	NIEDERBERGER Reto	1990		1:12.06	1:23.36	2:35.42	13.22	46.48
16	37	4510013	RUFER Thomas	1987		1:13.88	1:21.60	2:35.48	13.28	46.69
17	40	4510012	NICATY Julien	1994		1:13.17	1:23.79	2:36.96	14.76	51.90
18	38	4200013	HAMBERGER Moritz	1996		1:11.54	1:25.79	2:37.33	15.13	53.20
19	42	4190055	NABOT Elie	1997		1:16.63	1:24.27	2:40.90	18.70	65.75
20	46	4300005	HISADA Shigeta	1987		1:14.66	1:26.48	2:41.14	18.94	66.60
21	41	4220027	FRENCH James	1992		1:11.98	1:30.97	2:42.95	20.75	72.96
22	43	4510017	BENEY Romain	1997		1:20.21	1:26.93	2:47.14	24.94	87.69
23	44	4220025	THOMAS Frederick	1984		1:17.17	1:30.03	2:47.20	25.00	87.90
24	45	4200015	SEUBERT Julian	1997		1:17.27	1:30.34	2:47.61	25.41	89.35
25	47	4500008	KRAIK Simon	1996		1:17.67	1:29.95	2:47.62	25.42	89.38
26	48	4200016	UBER Maximilian	1996		1:18.32	1:31.24	2:49.56	27.36	96.20
27	50	4150008	TUREK Michael	1986		1:23.40	1:37.98	3:01.38	39.18	137.76

Sprint
Mens
Official ranking

Rank	Bib	Code	Name	Year	Nation	Run 1	Run 2	Time	Gap	Points
------	-----	------	------	------	--------	-------	-------	------	-----	--------

Not classified

Did Not Finish - Run 1 (3)

28	4510011	MICHEL Nicolas	1995							
29	4560008	ALES Saso	1992							
49	4190054	MARTINET Pierre	1997							

Did Not Finish - Run 2 (1)

51	4220034	TAYLOR Jasper	1996			1:22.99				
----	---------	---------------	------	---	--	---------	--	--	--	--



Sprint Mens Penalty calculation



Rank	Bib	Code	Name	Year	Nation	Points	Best 5	Race points
------	-----	------	------	------	--------	--------	--------	-------------

Best 10 at finish

1	32	4190008	LAU Philippe	1986		0.00	0.00	0.00
2	33	4200011	SCHMID Jonas	1992		10.95	10.95	1.69
3	31	4190042	BERGERETTI Clement	1990		20.25	-	-
4	35	4200012	MUELLER Tobias	1992		0.00	0.00	6.58
5	24	4510001	DAYER Bastien	1987		4.29	4.29	18.04
6	27	4190003	BOUVIER Antoine	1986		16.07	16.07	21.59
7	26	4510016	MATTER Stefan	1987		33.85	-	-
8	39	4560009	ALES Jure	1995		60.10	-	-
9	22	4190045	ISSAUTIER Guillaume	1996		23.78	-	-
10	21	4420077	KRISTENSTUEN Adne	1995		34.71	-	-

Best 5 at start

4	35	4200012	MUELLER Tobias	1992		0.00		
1	32	4190008	LAU Philippe	1986		0.00		
5	24	4510001	DAYER Bastien	1987		4.29		
DNF	28	4510011	MICHEL Nicolas	1995		5.53		
11	25	4420038	KRISTENSTUEN Sondre	1992		7.15		

(DNF: Did Not Finish, DSQ: Disqualified)

TOTAL

(B) List points of best 5 at start	16.97	
(A) List points of the best 5 to finish in top 10		31.31
(C) Race points of corresponding competitors		47.90
Calculated penalty (A + B - C) = 0.38 / 10	0.04	
Correction value (Z)	0.00	
Category adder	0.00	
Applied penalty	0.04	

Technical Delegate



Sprint Mens Run Ranking 1



Rank	Bib	Code	Name	Year	Nation	GS	Skating	Ski Time	Penalty	Time	Gap
1	32	4190008	LAU Philippe	1986		40.33	25.17	1:05.50	0+0	1:05.50	
2	31	4190042	BERGERETTI Clement	1990		42.39	24.85	1:07.24	0+0	1:07.24	1.74
3	24	4510001	DAYER Bastien	1987		42.16	25.16	1:07.32	0+0	1:07.32	1.82
4	33	4200011	SCHMID Jonas	1992		40.40	26.20	1:06.60	1+0	1:07.60	2.10
5	25	4420038	KRISTENSTUEN Sondre	1992		43.20	25.39	1:08.59	0+0	1:08.59	3.09
6	35	4200012	MUELLER Tobias	1992		41.48	24.35	1:05.83	0+3	1:08.83	3.33
7	22	4190045	ISSAUTIER Guillaume	1996		42.58	26.33	1:08.91	0+0	1:08.91	3.41
8	27	4190003	BOUVIER Antoine	1986		42.06	25.26	1:07.32	1+1	1:09.32	3.82
8	21	4420077	KRISTENSTUEN Adne	1995		43.68	25.64	1:09.32	0+0	1:09.32	3.82
10	39	4560009	ALES Jure	1995		44.50	25.24	1:09.74	0+0	1:09.74	4.24
11	34	4500007	COLLBERG Olle	1993		43.78	26.08	1:09.86	0+0	1:09.86	4.36
12	26	4510016	MATTER Stefan	1987		44.51	24.93	1:09.44	1+0	1:10.44	4.94
13	36	4190041	FRADET Charlie	1994		44.22	26.83	1:11.05	0+0	1:11.05	5.55
14	30	4190048	LOPEZ Matti	1996		43.26	25.18	1:08.44	0+3	1:11.44	5.94
15	38	4200013	HAMBERGER Moritz	1996		43.04	27.50	1:10.54	0+1	1:11.54	6.04
16	41	4220027	FRENCH James	1992		44.65	27.33	1:11.98	0+0	1:11.98	6.48
17	23	4510009	NIEDERBERGER Reto	1990		45.02	27.04	1:12.06	0+0	1:12.06	6.56
18	40	4510012	NICATY Julien	1994		45.69	27.48	1:13.17	0+0	1:13.17	7.67
19	37	4510013	RUFER Thomas	1987		44.23	26.65	1:10.88	0+3	1:13.88	8.38
20	46	4300005	HISADA Shigeta	1987		45.74	27.92	1:13.66	1+0	1:14.66	9.16
21	42	4190055	NABOT Elie	1997		46.91	27.72	1:14.63	1+1	1:16.63	11.13
22	44	4220025	THOMAS Frederick	1984		46.37	27.80	1:14.17	2+1	1:17.17	11.67
23	45	4200015	SEUBERT Julian	1997		46.74	29.53	1:16.27	0+1	1:17.27	11.77
24	47	4500008	KRAIK Simon	1996		47.52	29.15	1:16.67	1+0	1:17.67	12.17
25	48	4200016	UBER Maximilian	1996		49.20	29.12	1:18.32	0+0	1:18.32	12.82
26	43	4510017	BENEY Romain	1997		46.45	29.76	1:16.21	1+3	1:20.21	14.71
27	51	4220034	TAYLOR Jasper	1996		50.39	29.60	1:19.99	0+3	1:22.99	17.49
28	50	4150008	TUREK Michael	1986		51.04	28.36	1:19.40	1+3	1:23.40	17.90

Not classified






Did Not Finish (3)

28	4510011	MICHEL Nicolas	1995	
29	4560008	ALES Saso	1992	
49	4190054	MARTINET Pierre	1997	



Sprint Mens Run Ranking 2



Rank	Bib	Code	Name	Year	Nation	GS	Skating	Ski Time	Penalty	Time	Gap
1	33	4200011	SCHMID Jonas	1992		48.56	26.52	1:15.08	0+0	1:15.08	
2	35	4200012	MUELLER Tobias	1992		48.44	26.80	1:15.24	0+0	1:15.24	0.16
3	31	4190042	BERGERETTI Clement	1990		49.73	26.76	1:16.49	0+0	1:16.49	1.41
4	32	4190008	LAU Philippe	1986		49.29	27.41	1:16.70	0+0	1:16.70	1.62
5	27	4190003	BOUVIER Antoine	1986		50.98	28.04	1:19.02	0+0	1:19.02	3.94
6	24	4510001	DAYER Bastien	1987		49.19	26.82	1:16.01	1+3	1:20.01	4.93
7	26	4510016	MATTER Stefan	1987		52.75	27.33	1:20.08	0+0	1:20.08	5.00
8	39	4560009	ALES Jure	1995		52.93	27.91	1:20.84	0+0	1:20.84	5.76
9	36	4190041	FRADET Charlie	1994		52.12	29.02	1:21.14	0+0	1:21.14	6.06
10	21	4420077	KRISTENSTUEN Adne	1995		53.24	28.23	1:21.47	0+0	1:21.47	6.39
11	37	4510013	RUFER Thomas	1987		52.43	29.17	1:21.60	0+0	1:21.60	6.52
12	30	4190048	LOPEZ Matti	1996		50.82	27.80	1:18.62	0+3	1:21.62	6.54
13	22	4190045	ISSAUTIER Guillaume	1996		50.35	28.36	1:18.71	0+3	1:21.71	6.63
14	34	4500007	COLLBERG Olle	1993		51.88	29.49	1:21.37	1+0	1:22.37	7.29
15	25	4420038	KRISTENSTUEN Sondre	1992		52.54	28.76	1:21.30	2+0	1:23.30	8.22
16	23	4510009	NIEDERBERGER Reto	1990		52.05	30.31	1:22.36	1+0	1:23.36	8.28
17	40	4510012	NICATY Julien	1994		52.36	30.43	1:22.79	0+1	1:23.79	8.71
18	42	4190055	NABOT Elie	1997		54.30	29.97	1:24.27	0+0	1:24.27	9.19
19	38	4200013	HAMBERGER Moritz	1996		51.32	30.47	1:21.79	0+4	1:25.79	10.71
20	46	4300005	HISADA Shigeta	1987		55.09	30.39	1:25.48	0+1	1:26.48	11.40
21	43	4510017	BENEY Romain	1997		54.94	31.99	1:26.93	0+0	1:26.93	11.85
22	47	4500008	KRAIK Simon	1996		57.33	31.62	1:28.95	0+1	1:29.95	14.87
23	44	4220025	THOMAS Frederick	1984		56.25	30.78	1:27.03	3+0	1:30.03	14.95
24	45	4200015	SEUBERT Julian	1997		54.08	32.26	1:26.34	0+4	1:30.34	15.26
25	41	4220027	FRENCH James	1992		53.99	29.98	1:23.97	3+4	1:30.97	15.89
26	48	4200016	UBER Maximilian	1996		56.05	31.19	1:27.24	1+3	1:31.24	16.16
27	50	4150008	TUREK Michael	1986		1:02.85	31.13	1:33.98	1+3	1:37.98	22.90

Not classified

Did Not Finish (1)

51	4220034	TAYLOR Jasper	1996	
----	---------	---------------	------	---