



Draw List By FIS Points

Number of Competitors: 63, Number of NOCs: 55

| No | FIS Code | Name | NOC Code | FIS-SL |
|----|----------|-----------------------------|----------|--------|
| 1 | 6300464 | KOYAMA Yohei | JPN | 21.51 |
| 2 | 6292768 | CANZIO Pietro | ITA | 26.00 |
| 3 | 512280 | OEHLI Joel | SUI | 33.32 |
| 4 | 422630 | BREIVIK Odin Vassbotn | NOR | 33.90 |
| 5 | 502278 | VENNERSTROEM Filip | SWE | 33.97 |
| 6 | 6532084 | RADAMUS River | USA | 34.48 |
| 7 | 6292938 | TEDDE Michael | ITA | 34.53 |
| 8 | 151238 | ZABYSTRAN Jan | CZE | 34.94 |
| 9 | 60261 | MAES Sam | BEL | 38.26 |
| 10 | 6190628 | ANGUENOT Leo | FRA | 39.22 |
| 11 | 92735 | OKOLSKI Georgi | BUL | 40.13 |
| 12 | 54483 | OPETNIK Moritz | AUT | 40.54 |
| 13 | 40621 | MUHLEN Louis | AUS | 40.85 |
| 14 | 110409 | HORWITZ Kai | CHI | 41.59 |
| 15 | 492197 | GARAY Aingeru | ESP | 42.57 |
| 16 | 561377 | CUFAR Anze | SLO | 42.85 |
| 17 | 202909 | STOCKINGER Jonas | GER | 43.55 |
| 18 | 240148 | SZOLLOS Barnabas | HUN | 43.57 |
| 19 | 380377 | KOLEGA Samuel | CRO | 44.52 |
| 20 | 512273 | SPARR Maurus | SUI | 45.17 |
| 21 | 80077 | MACEDO Michel | BRA | 48.07 |
| 22 | 400302 | SCHAAF Djordy | NED | 49.00 |
| 23 | 430778 | BEBENEK Szymon | POL | 49.51 |
| 24 | 6190556 | CAILLOT Ken | FRA | 49.72 |
| 25 | 481912 | KONKOV Aleksey | RUS | 49.78 |
| 26 | 550086 | GEDRA Zaks | LAT | 50.23 |
| 27 | 104577 | ALKIER Justin | CAN | 51.00 |
| 28 | 180831 | KANKKUNEN Sampo | FIN | 51.15 |
| 29 | 422626 | THORSBY Henrik | NOR | 51.60 |
| 30 | 561397 | NARALOCNIK Nejc | SLO | 53.21 |
| 31 | 350100 | MARXER Silvan | LIE | 53.35 |
| 32 | 54481 | TRANINGER Manuel | AUT | 54.44 |
| 33 | 700941 | KATRENIC Henrich | SVK | 56.46 |
| 34 | 280034 | BIRAN Itamar | ISR | 61.65 |
| 35 | 202883 | GRAMMEL Anton | GER | 62.26 |
| 36 | 310436 | JEVREMOVIC Raso | SRB | 63.39 |
| 37 | 20437 | PEREZ FABREGA Albert | AND | 63.46 |
| 38 | 104637 | MOFFAT Ryan | CAN | 67.18 |
| 39 | 320437 | BAE Jun-Woo | KOR | 67.22 |
| 40 | 690753 | KARPUSHYN Mykhailo | UKR | 67.23 |
| 41 | 6190671 | POETTOZ Michael | COL | 69.29 |
| 42 | 370035 | CROESI Paul | MON | 70.30 |
| 43 | 30405 | BACIGALUPO Tomas | ARG | 73.00 |
| 44 | 460122 | STEFANESCU Alexandru Stefan | ROU | 78.20 |
| 45 | 221318 | INNES Iain | GBR | 79.14 |
| 46 | 170159 | VORRE Marcus | DEN | 80.45 |
| 47 | 750107 | BOZHINOVSKI Luka | MKD | 83.96 |



Draw List By FIS Points

| No | FIS Code | Name | NOC Code | FIS-SL |
|----|----------|-----------------------|----------|--------|
| 48 | 780023 | DRUKAROV Andrej | LTU | 84.58 |
| 49 | 250403 | GUDJONSSON Bjarki | ISL | 86.43 |
| 50 | 520175 | LIMON Nihat Enes | TUR | 95.70 |
| 51 | 360046 | OSCH Matthieu | LUX | 96.60 |
| 52 | 310438 | SALIHVIC Eldar | MNE | 97.73 |
| 53 | 660025 | CHERTSIN Uladzislau | BLR | 104.56 |
| 54 | 340447 | ZINA Jeffrey | LIB | 104.78 |
| 55 | 590042 | BUGNONE Andrea | POR | 112.82 |
| 56 | 410415 | RICH Jackson | NZL | 121.42 |
| 57 | 270075 | SKINNER Gary | IRL | 133.73 |
| 58 | 680068 | JAPARIDZE Besarion | GEO | 136.99 |
| 59 | 450030 | MARIOTTI Alessandro | SMR | 148.00 |
| 60 | 960301 | GOUTT Alexi Goncalves | TLS | 281.95 |
| 61 | 890009 | SHRESTHA Saphal-Ram | NEP | - |
| 62 | 620071 | SAURABH Saurabh | IND | - |
| 63 | 260353 | AHMADPOUR Alireza | IRI | - |

Legend:

FIS-SL FIS Points for Slalom

No

Control Number




Start List

| Jury | | | Technical Data | | |
|------------------------|-------------------|-----|----------------------------|-------------------|-----|
| TD FIS | ZINGERLE Josef | ITA | Course Name | Olympia-loypa | |
| Referee | GERDOL Peter | FIS | Start Altitude | 430m | |
| Chief of Race | JOHANSSON Roland | NOR | Finish Altitude | 253m | |
| Start Referee | PETIT Dominique | FRA | Vertical Drop | 177m | |
| Finish Referee | JOHANSSON Claes | SWE | Homologation Number | 9905/12/10 | |
| Race Information Run 1 | | | Race Information Run 2 | | |
| Course Setter | PLATTNER Roland | AUT | Course Setter | WOLK Chad | USA |
| Number of Gates | 58 | | Number of Gates | 54 | |
| Turning Gates | 56 | | Turning Gates | 52 | |
| Start Time | 10:00 | | Start Time | 12:30 | |
| Forerunners | A - STOEVE Ola | NOR | Forerunners | A - STOEVE Ola | NOR |
| | B - RUUD Mats | NOR | | B - RUUD Mats | NOR |
| | C - HEGGEN Haakon | NOR | | C - HEGGEN Haakon | NOR |

Number of Competitors: 62, Number of NOCs: 54

| Bib | FIS Code | Name | YB | NOC Code | Time |
|-----|----------|------------------------------|------|----------|-------|
| 1 | 6292938 | TEDDE Michael | 1998 | ITA | _____ |
| 2 | 6292768 | CANZIO Pietro | 1998 | ITA | _____ |
| 3 | 512280 | OEHLRI Joel | 1998 | SUI | _____ |
| 4 | 422630 | BREIVIK Odin Vassbotn | 1998 | NOR | _____ |
| 5 | 6300464 | KOYAMA Yohei | 1998 | JPN | _____ |
| 6 | 502278 | VENNERSTROEM Filip | 1998 | SWE | _____ |
| 7 | 6532084 | RADAMUS River | 1998 | USA | _____ |
| 8 | 54483 | OPETNIK Moritz | 1998 | AUT | _____ |
| 9 | 380377 | KOLEGA Samuel | 1999 | CRO | _____ |
| 10 | 6190628 | ANGUENOT Leo | 1998 | FRA | _____ |
| 11 | 151238 | ZABYSTRAN Jan | 1998 | CZE | _____ |
| 12 | 60261 | MAES Sam | 1998 | BEL | _____ |
| 13 | 550086 | GEDRA Zaks | 1998 | LAT | _____ |
| 14 | 40621 | MUHLEN Louis | 1998 | AUS | _____ |
| 15 | 92735 | OKOLSKI Georgi | 1998 | BUL | _____ |
| 16 | 110409 | HORWITZ Kai | 1998 | CHI | _____ |
| 17 | 54481 | TRANINGER Manuel | 1998 | AUT | _____ |
| 18 | 492197 | GARAY Aingeru | 1998 | ESP | _____ |
| 19 | 561377 | CUFAR Anze | 1998 | SLO | _____ |
| 20 | 202909 | STOCKINGER Jonas | 1999 | GER | _____ |
| 21 | 240148 | SZOLLOS Barnabas | 1998 | HUN | _____ |
| 22 | 512273 | SPARR Maurus | 1998 | SUI | _____ |
| 23 | 422626 | THORSBY Henrik | 1998 | NOR | _____ |
| 24 | 6190556 | CAILLOT Ken | 1998 | FRA | _____ |
| 25 | 80077 | MACEDO Michel | 1998 | BRA | _____ |
| 26 | 400302 | SCHAAF Djordy | 1998 | NED | _____ |
| 27 | 430778 | BEBENEK Szymon | 1998 | POL | _____ |
| 28 | 481912 | KONKOV Aleksey | 1998 | RUS | _____ |
| 29 | 104577 | ALKIER Justin | 1998 | CAN | _____ |




Start List

| Bib | FIS Code | Name | YB | NOC Code | Time |
|-----|----------|-----------------------------|------|----------|-------|
| 30 | 180831 | KANKKUNEN Sampo | 1998 | FIN | _____ |
| 31 | 561397 | NARALOCNIK Nejc | 1999 | SLO | _____ |
| 32 | 350100 | MARXER Silvan | 1998 | LIE | _____ |
| 33 | 700941 | KATRENIC Henrich | 1998 | SVK | _____ |
| 34 | 370035 | CROESI Paul | 1998 | MON | _____ |
| 35 | 280034 | BIRAN Itamar | 1998 | ISR | _____ |
| 36 | 202883 | GRAMMEL Anton | 1998 | GER | _____ |
| 37 | 310436 | JEVREMOVIC Raso | 1998 | SRB | _____ |
| 38 | 221318 | INNES Iain | 1998 | GBR | _____ |
| 39 | 20437 | PEREZ FABREGA Albert | 1998 | AND | _____ |
| 40 | 690753 | KARPUSHYN Mykhailo | 1998 | UKR | _____ |
| 41 | 170159 | VORRE Marcus | 1998 | DEN | _____ |
| 42 | 104637 | MOFFAT Ryan | 1998 | CAN | _____ |
| 43 | 320437 | BAE Jun-Woo | 1998 | KOR | _____ |
| 44 | 6190671 | POETTOZ Michael | 1998 | COL | _____ |
| 45 | 30405 | BACIGALUPO Tomas | 1998 | ARG | _____ |
| 46 | 340447 | ZINA Jeffrey | 1998 | LIB | _____ |
| 47 | 780023 | DRUKAROV Andrej | 1999 | LTU | _____ |
| 48 | 460122 | STEFANESCU Alexandru Stefan | 1999 | ROU | _____ |
| 49 | 750107 | BOZHINOVSKI Luka | 1998 | MKD | _____ |
| 50 | 250403 | GUDJONSSON Bjarki | 1998 | ISL | _____ |
| 51 | 310438 | SALIHOVIC Eldar | 1999 | MNE | _____ |
| 52 | 520175 | LIMON Nihat Enes | 1998 | TUR | _____ |
| 53 | 360046 | OSCH Matthieu | 1999 | LUX | _____ |
| 54 | 660025 | CHERTSIN Uladzislau | 1998 | BLR | _____ |
| 55 | 590042 | BUGNONE Andrea | 1999 | POR | _____ |
| 56 | 410415 | RICH Jackson | 1998 | NZL | _____ |
| 57 | 680068 | JAPARIDZE Besarion | 1998 | GEO | _____ |
| 58 | 270075 | SKINNER Gary | 1998 | IRL | _____ |
| 59 | 450030 | MARIOTTI Alessandro | 1998 | SMR | _____ |
| 60 | 620071 | SAURABH Saurabh | 1998 | IND | _____ |
| 61 | 890009 | SHRESTHA Saphal-Ram | 1998 | NEP | _____ |
| 62 | 260353 | AHMADPOUR Alireza | 1998 | IRI | _____ |

Legend:

YB Year of Birth



Results

| Jury | | | Technical Data | | |
|------------------------|-------------------|-----|------------------------|-------------------|-----|
| TD FIS | ZINGERLE Josef | ITA | Course Name | Olympia-loypa | |
| Referee | GERDOL Peter | FIS | Start Altitude | 430m | |
| Chief of Race | JOHANSSON Roland | NOR | Finish Altitude | 253m | |
| Start Referee | PETIT Dominique | FRA | Vertical Drop | 177m | |
| Finish Referee | JOHANSSON Claes | SWE | Homologation Number | 9905/12/10 | |
| Race Information Run 1 | | | Race Information Run 2 | | |
| Course Setter | PLATTNER Roland | AUT | Course Setter | WOLK Chad | USA |
| Number of Gates | 58 | | Number of Gates | 54 | |
| Turning Gates | 56 | | Turning Gates | 52 | |
| Start Time | 10:00 | | Start Time | 12:30 | |
| Forerunners | A - STOEVE Ola | NOR | Forerunners | A - STOEVE Ola | NOR |
| | B - RUUD Mats | NOR | | B - RUUD Mats | NOR |
| | C - HEGGEN Haakon | NOR | | C - HEGGEN Haakon | NOR |

Weather: Cloudy Snow: Hard Temperature - Start: -8°C / 17.6°F Finish: -4°C / 24.8°F

Number of Competitors: 62, Number of NOCs: 54

| Rank | Bib | FIS Code | Name | YB | NOC Code | Time | Difference |
|------|-----|----------|-----------------------|------|----------|-------|------------|
| 1 | 4 | 422630 | BREIVIK Odin Vassbotn | 1998 | NOR | 49.64 | |
| 2 | 6 | 502278 | VENNERSTROEM Filip | 1998 | SWE | 49.65 | 0.01 |
| 3 | 17 | 54481 | TRANINGER Manuel | 1998 | AUT | 49.94 | 0.30 |
| 4 | 2 | 6292768 | CANZIO Pietro | 1998 | ITA | 50.30 | 0.66 |
| 5 | 9 | 380377 | KOLEGA Samuel | 1999 | CRO | 50.45 | 0.81 |
| 6 | 20 | 202909 | STOCKINGER Jonas | 1999 | GER | 50.78 | 1.14 |
| 7 | 19 | 561377 | CUFAR Anze | 1998 | SLO | 50.91 | 1.27 |
| 8 | 8 | 54483 | OPETNIK Moritz | 1998 | AUT | 51.03 | 1.39 |
| 9 | 31 | 561397 | NARALOCNIK Nejc | 1999 | SLO | 51.04 | 1.40 |
| 10 | 30 | 180831 | KANKKUNEN Sampo | 1998 | FIN | 51.08 | 1.44 |
| 11 | 21 | 240148 | SZOLLOS Barnabas | 1998 | HUN | 51.09 | 1.45 |
| 12 | 41 | 170159 | VORRE Marcus | 1998 | DEN | 51.30 | 1.66 |
| 13 | 22 | 512273 | SPARR Maurus | 1998 | SUI | 51.52 | 1.88 |
| 14 | 27 | 430778 | BEBENEK Szymon | 1998 | POL | 51.64 | 2.00 |
| 14 | 18 | 492197 | GARAY Aingeru | 1998 | ESP | 51.64 | 2.00 |
| 16 | 10 | 6190628 | ANGUENOT Leo | 1998 | FRA | 51.67 | 2.03 |
| 17 | 24 | 6190556 | CAILLOT Ken | 1998 | FRA | 51.71 | 2.07 |
| 18 | 39 | 20437 | PEREZ FABREGA Albert | 1998 | AND | 51.95 | 2.31 |
| 19 | 23 | 422626 | THORSBY Henrik | 1998 | NOR | 52.02 | 2.38 |
| 20 | 38 | 221318 | INNES Iain | 1998 | GBR | 52.11 | 2.47 |
| 21 | 16 | 110409 | HORWITZ Kai | 1998 | CHI | 52.25 | 2.61 |
| 22 | 3 | 512280 | OEHLI Joel | 1998 | SUI | 52.28 | 2.64 |
| 23 | 33 | 700941 | KATRENIC Henrich | 1998 | SVK | 52.30 | 2.66 |
| 24 | 29 | 104577 | ALKIER Justin | 1998 | CAN | 52.31 | 2.67 |
| 25 | 26 | 400302 | SCHAAF Djordy | 1998 | NED | 52.93 | 3.29 |
| 26 | 42 | 104637 | MOFFAT Ryan | 1998 | CAN | 52.98 | 3.34 |
| 27 | 37 | 310436 | JEVREMOVIC Raso | 1998 | SRB | 53.01 | 3.37 |
| 28 | 12 | 60261 | MAES Sam | 1998 | BEL | 53.63 | 3.99 |



Results

| Rank | Bib | FIS Code | Name | YB | NOC Code | Time | Difference |
|------|-----|----------|-----------------------------|------|----------|---------|------------|
| 29 | 43 | 320437 | BAE Jun-Woo | 1998 | KOR | 53.88 | 4.24 |
| 30 | 34 | 370035 | CROESI Paul | 1998 | MON | 54.30 | 4.66 |
| 31 | 55 | 590042 | BUGNONE Andrea | 1999 | POR | 54.53 | 4.89 |
| 32 | 35 | 280034 | BIRAN Itamar | 1998 | ISR | 55.15 | 5.51 |
| 33 | 57 | 680068 | JAPARIDZE Besarion | 1998 | GEO | 55.40 | 5.76 |
| 34 | 50 | 250403 | GUDJONSSON Bjarki | 1998 | ISL | 55.41 | 5.77 |
| 35 | 48 | 460122 | STEFANESCU Alexandru Stefan | 1999 | ROU | 55.70 | 6.06 |
| 36 | 45 | 30405 | BACIGALUPO Tomas | 1998 | ARG | 56.00 | 6.36 |
| 37 | 46 | 340447 | ZINA Jeffrey | 1998 | LIB | 56.42 | 6.78 |
| 38 | 52 | 520175 | LIMON Nihat Enes | 1998 | TUR | 57.90 | 8.26 |
| 39 | 58 | 270075 | SKINNER Gary | 1998 | IRL | 57.98 | 8.34 |
| 40 | 59 | 450030 | MARIOTTI Alessandro | 1998 | SMR | 58.23 | 8.59 |
| 41 | 56 | 410415 | RICH Jackson | 1998 | NZL | 1:00.70 | 11.06 |
| 42 | 62 | 260353 | AHMADPOUR Alireza | 1998 | IRI | 1:03.00 | 13.36 |

DID NOT FINISH RUN 1: 20 competitors

| | | | | |
|----|---------|---------------------|------|-----|
| 1 | 6292938 | TEDDE Michael | 1998 | ITA |
| 5 | 6300464 | KOYAMA Yohei | 1998 | JPN |
| 7 | 6532084 | RADAMUS River | 1998 | USA |
| 11 | 151238 | ZABYSTRAN Jan | 1998 | CZE |
| 13 | 550086 | GEDRA Zaks | 1998 | LAT |
| 14 | 40621 | MUHLEN Louis | 1998 | AUS |
| 15 | 92735 | OKOLSKI Georgi | 1998 | BUL |
| 25 | 80077 | MACEDO Michel | 1998 | BRA |
| 28 | 481912 | KONKOV Aleksey | 1998 | RUS |
| 32 | 350100 | MARXER Silvan | 1998 | LIE |
| 36 | 202883 | GRAMMEL Anton | 1998 | GER |
| 40 | 690753 | KARPUSHYN Mykhailo | 1998 | UKR |
| 44 | 6190671 | POETTOZ Michael | 1998 | COL |
| 47 | 780023 | DRUKAROV Andrej | 1999 | LTU |
| 49 | 750107 | BOZHINOVSKI Luka | 1998 | MKD |
| 51 | 310438 | SALIHVIC Eldar | 1999 | MNE |
| 53 | 360046 | OSCH Matthieu | 1999 | LUX |
| 54 | 660025 | CHERTSIN Uladzislau | 1998 | BLR |
| 60 | 620071 | SAURABH Saurabh | 1998 | IND |
| 61 | 890009 | SHRESTHA Saphal-Ram | 1998 | NEP |

Legend:

YB Year of Birth



FRI 19 FEB 2016
Start Time 12:30

Start List

| Jury | | | Technical Data | | |
|------------------------|-------------------|-----|----------------------------|-------------------|-----|
| TD FIS | ZINGERLE Josef | ITA | Course Name | Olympia-loypa | |
| Referee | GERDOL Peter | FIS | Start Altitude | 430m | |
| Chief of Race | JOHANSSON Roland | NOR | Finish Altitude | 253m | |
| Start Referee | PETIT Dominique | FRA | Vertical Drop | 177m | |
| Finish Referee | JOHANSSON Claes | SWE | Homologation Number | 9905/12/10 | |
| Race Information Run 1 | | | Race Information Run 2 | | |
| Course Setter | PLATTNER Roland | AUT | Course Setter | WOLK Chad | USA |
| Number of Gates | 58 | | Number of Gates | 54 | |
| Turning Gates | 56 | | Turning Gates | 52 | |
| Start Time | 10:00 | | Start Time | 12:30 | |
| Forerunners | A - STOEVE Ola | NOR | Forerunners | A - STOEVE Ola | NOR |
| | B - RUUD Mats | NOR | | B - RUUD Mats | NOR |
| | C - HEGGEN Haakon | NOR | | C - HEGGEN Haakon | NOR |

Number of Competitors: 42, Number of NOCs: 36

| Start Order | Bib | FIS Code | Name | YB | NOC Code | Run 1 | Diff. | Rank | Run 2 | Total |
|-------------|-----|----------|----------------------|------|----------|-------|-------|------|-------|-------|
| 1 | 34 | 370035 | CROESI Paul | 1998 | MON | 54.30 | 4.66 | 30 | | |
| 2 | 43 | 320437 | BAE Jun-Woo | 1998 | KOR | 53.88 | 4.24 | 29 | | |
| 3 | 12 | 60261 | MAES Sam | 1998 | BEL | 53.63 | 3.99 | 28 | | |
| 4 | 37 | 310436 | JEVREMOVIC Raso | 1998 | SRB | 53.01 | 3.37 | 27 | | |
| 5 | 42 | 104637 | MOFFAT Ryan | 1998 | CAN | 52.98 | 3.34 | 26 | | |
| 6 | 26 | 400302 | SCHAAF Djordy | 1998 | NED | 52.93 | 3.29 | 25 | | |
| 7 | 29 | 104577 | ALKIER Justin | 1998 | CAN | 52.31 | 2.67 | 24 | | |
| 8 | 33 | 700941 | KATRENIC Henrich | 1998 | SVK | 52.30 | 2.66 | 23 | | |
| 9 | 3 | 512280 | OEHRLI Joel | 1998 | SUI | 52.28 | 2.64 | 22 | | |
| 10 | 16 | 110409 | HORWITZ Kai | 1998 | CHI | 52.25 | 2.61 | 21 | | |
| 11 | 38 | 221318 | INNES Iain | 1998 | GBR | 52.11 | 2.47 | 20 | | |
| 12 | 23 | 422626 | THORSBY Henrik | 1998 | NOR | 52.02 | 2.38 | 19 | | |
| 13 | 39 | 20437 | PEREZ FABREGA Albert | 1998 | AND | 51.95 | 2.31 | 18 | | |
| 14 | 24 | 6190556 | CAILLOT Ken | 1998 | FRA | 51.71 | 2.07 | 17 | | |
| 15 | 10 | 6190628 | ANGUENOT Leo | 1998 | FRA | 51.67 | 2.03 | 16 | | |
| 16 | 18 | 492197 | GARAY Aingeru | 1998 | ESP | 51.64 | 2.00 | 14 | | |
| 17 | 27 | 430778 | BEBENEK Szymon | 1998 | POL | 51.64 | 2.00 | 14 | | |
| 18 | 22 | 512273 | SPARR Maurus | 1998 | SUI | 51.52 | 1.88 | 13 | | |
| 19 | 41 | 170159 | VORRE Marcus | 1998 | DEN | 51.30 | 1.66 | 12 | | |
| 20 | 21 | 240148 | SZOLLOS Barnabas | 1998 | HUN | 51.09 | 1.45 | 11 | | |
| 21 | 30 | 180831 | KANKKUNEN Sampo | 1998 | FIN | 51.08 | 1.44 | 10 | | |
| 22 | 31 | 561397 | NARALOCNIK Nejc | 1999 | SLO | 51.04 | 1.40 | 9 | | |
| 23 | 8 | 54483 | OPETNIK Moritz | 1998 | AUT | 51.03 | 1.39 | 8 | | |
| 24 | 19 | 561377 | CUFAR Anze | 1998 | SLO | 50.91 | 1.27 | 7 | | |
| 25 | 20 | 202909 | STOCKINGER Jonas | 1999 | GER | 50.78 | 1.14 | 6 | | |
| 26 | 9 | 380377 | KOLEGA Samuel | 1999 | CRO | 50.45 | 0.81 | 5 | | |
| 27 | 2 | 6292768 | CANZIO Pietro | 1998 | ITA | 50.30 | 0.66 | 4 | | |
| 28 | 17 | 54481 | TRANINGER Manuel | 1998 | AUT | 49.94 | 0.30 | 3 | | |
| 29 | 6 | 502278 | VENNERSTROEM Filip | 1998 | SWE | 49.65 | 0.01 | 2 | | |



Start List

| Start Order | Bib | FIS Code | Name | YB | NOC Code | Run 1 | Diff. | Rank | Run 2 | Total |
|-------------|-----|----------|-----------------------------|------|----------|---------|-------|------|-------|-------|
| 30 | 4 | 422630 | BREIVIK Odin Vassbotn | 1998 | NOR | 49.64 | 0.00 | 1 | | |
| 31 | 55 | 590042 | BUGNONE Andrea | 1999 | POR | 54.53 | 4.89 | 31 | | |
| 32 | 35 | 280034 | BIRAN Itamar | 1998 | ISR | 55.15 | 5.51 | 32 | | |
| 33 | 57 | 680068 | JAPARIDZE Besarion | 1998 | GEO | 55.40 | 5.76 | 33 | | |
| 34 | 50 | 250403 | GUDJONSSON Bjarki | 1998 | ISL | 55.41 | 5.77 | 34 | | |
| 35 | 48 | 460122 | STEFANESCU Alexandru Stefan | 1999 | ROU | 55.70 | 6.06 | 35 | | |
| 36 | 45 | 30405 | BACIGALUPO Tomas | 1998 | ARG | 56.00 | 6.36 | 36 | | |
| 37 | 46 | 340447 | ZINA Jeffrey | 1998 | LIB | 56.42 | 6.78 | 37 | | |
| 38 | 52 | 520175 | LIMON Nihat Enes | 1998 | TUR | 57.90 | 8.26 | 38 | | |
| 39 | 58 | 270075 | SKINNER Gary | 1998 | IRL | 57.98 | 8.34 | 39 | | |
| 40 | 59 | 450030 | MARIOTTI Alessandro | 1998 | SMR | 58.23 | 8.59 | 40 | | |
| 41 | 56 | 410415 | RICH Jackson | 1998 | NZL | 1:00.70 | 11.06 | 41 | | |
| 42 | 62 | 260353 | AHMADPOUR Alireza | 1998 | IRI | 1:03.00 | 13.36 | 42 | | |

Legend:

YB Year of Birth



Results

Jury

| | | |
|-----------------------|------------------|-----|
| TD FIS | ZINGERLE Josef | ITA |
| Referee | GERDOL Peter | FIS |
| Chief of Race | JOHANSSON Roland | NOR |
| Start Referee | PETIT Dominique | FRA |
| Finish Referee | JOHANSSON Claes | SWE |

Technical Data

| | |
|----------------------------|---------------|
| Course Name | Olympia-loypa |
| Start Altitude | 430m |
| Finish Altitude | 253m |
| Vertical Drop | 177m |
| Homologation Number | 9905/12/10 |

Race Information Run 1

| | | |
|------------------------|-------------------|-----|
| Course Setter | PLATTNER Roland | AUT |
| Number of Gates | 58 | |
| Turning Gates | 56 | |
| Start Time | 10:00 | |
| Forerunners | A - STOEVE Ola | NOR |
| | B - RUUD Mats | NOR |
| | C - HEGGEN Haakon | NOR |

Race Information Run 2

| | | |
|------------------------|-------------------|-----|
| Course Setter | WOLK Chad | USA |
| Number of Gates | 54 | |
| Turning Gates | 52 | |
| Start Time | 12:30 | |
| Forerunners | A - STOEVE Ola | NOR |
| | B - RUUD Mats | NOR |
| | C - HEGGEN Haakon | NOR |

Weather: Cloudy Snow: Hard Temperature - Start: -6°C / 21.2°F Finish: -3°C / 26.6°F F-Factor : 720

Number of Competitors: 62, Number of NOCs: 54

| Rank | Bib | FIS Code | Name | YB | NOC Code | Run 1 | Run 2 | Total | Diff. | Race Points |
|------|-----|----------|-----------------------|------|----------|------------|------------|---------|-------|-------------|
| | | | | | | Time Rank | Time Rank | | | |
| 1 | 17 | 54481 | TRANINGER Manuel | 1998 | AUT | 49.94 (3) | 48.80 (1) | 1:38.74 | | 0.00 |
| 2 | 6 | 502278 | VENNERSTROEM Filip | 1998 | SWE | 49.65 (2) | 49.12 (2) | 1:38.77 | 0.03 | 0.22 |
| 3 | 4 | 422630 | BREIVIK Odin Vassbotn | 1998 | NOR | 49.64 (1) | 50.43 (8) | 1:40.07 | 1.33 | 9.70 |
| 4 | 9 | 380377 | KOLEGA Samuel | 1999 | CRO | 50.45 (5) | 49.69 (3) | 1:40.14 | 1.40 | 10.21 |
| 5 | 2 | 6292768 | CANZIO Pietro | 1998 | ITA | 50.30 (4) | 50.44 (9) | 1:40.74 | 2.00 | 14.58 |
| 6 | 8 | 54483 | OPETNIK Moritz | 1998 | AUT | 51.03 (8) | 50.08 (4) | 1:41.11 | 2.37 | 17.28 |
| 7 | 21 | 240148 | SZOLLOS Barnabas | 1998 | HUN | 51.09 (11) | 50.27 (7) | 1:41.36 | 2.62 | 19.10 |
| 8 | 41 | 170159 | VORRE Marcus | 1998 | DEN | 51.30 (12) | 50.15 (6) | 1:41.45 | 2.71 | 19.76 |
| 9 | 20 | 202909 | STOCKINGER Jonas | 1999 | GER | 50.78 (6) | 50.72 (11) | 1:41.50 | 2.76 | 20.13 |
| 10 | 30 | 180831 | KANKKUNEN Sampo | 1998 | FIN | 51.08 (10) | 50.95 (12) | 1:42.03 | 3.29 | 23.99 |
| 11 | 23 | 422626 | THORSBY Henrik | 1998 | NOR | 52.02 (19) | 50.12 (5) | 1:42.14 | 3.40 | 24.79 |
| 12 | 24 | 6190556 | CAILLOT Ken | 1998 | FRA | 51.71 (17) | 50.96 (13) | 1:42.67 | 3.93 | 28.66 |
| 13 | 27 | 430778 | BEBENEK Szymon | 1998 | POL | 51.64 (14) | 51.32 (14) | 1:42.96 | 4.22 | 30.77 |
| 13 | 18 | 492197 | GARAY Aingeru | 1998 | ESP | 51.64 (14) | 51.32 (14) | 1:42.96 | 4.22 | 30.77 |
| 15 | 10 | 6190628 | ANGUENOT Leo | 1998 | FRA | 51.67 (16) | 51.58 (17) | 1:43.25 | 4.51 | 32.89 |
| 16 | 33 | 700941 | KATRENIC Henrich | 1998 | SVK | 52.30 (23) | 51.50 (16) | 1:43.80 | 5.06 | 36.90 |
| 17 | 16 | 110409 | HORWITZ Kai | 1998 | CHI | 52.25 (21) | 51.87 (19) | 1:44.12 | 5.38 | 39.23 |
| 18 | 39 | 20437 | PEREZ FABREGA Albert | 1998 | AND | 51.95 (18) | 52.19 (21) | 1:44.14 | 5.40 | 39.38 |
| 19 | 12 | 60261 | MAES Sam | 1998 | BEL | 53.63 (28) | 50.59 (10) | 1:44.22 | 5.48 | 39.96 |
| 20 | 38 | 221318 | INNES Iain | 1998 | GBR | 52.11 (20) | 52.14 (20) | 1:44.25 | 5.51 | 40.18 |
| 21 | 22 | 512273 | SPARR Maurus | 1998 | SUI | 51.52 (13) | 52.85 (23) | 1:44.37 | 5.63 | 41.05 |
| 22 | 26 | 400302 | SCHAAF Djordy | 1998 | NED | 52.93 (25) | 51.70 (18) | 1:44.63 | 5.89 | 42.95 |
| 23 | 37 | 310436 | JEVREMOVIC Raso | 1998 | SRB | 53.01 (27) | 52.21 (22) | 1:45.22 | 6.48 | 47.25 |
| 24 | 42 | 104637 | MOFFAT Ryan | 1998 | CAN | 52.98 (26) | 52.92 (25) | 1:45.90 | 7.16 | 52.21 |
| 25 | 34 | 370035 | CROESI Paul | 1998 | MON | 54.30 (30) | 52.91 (24) | 1:47.21 | 8.47 | 61.76 |
| 26 | 43 | 320437 | BAE Jun-Woo | 1998 | KOR | 53.88 (29) | 53.65 (27) | 1:47.53 | 8.79 | 64.10 |
| 27 | 55 | 590042 | BUGNONE Andrea | 1999 | POR | 54.53 (31) | 53.34 (26) | 1:47.87 | 9.13 | 66.57 |
| 28 | 57 | 680068 | JAPARIDZE Besarion | 1998 | GEO | 55.40 (33) | 54.87 (28) | 1:50.27 | 11.53 | 84.08 |



Results

| Rank | Bib | FIS Code | Name | YB | NOC Code | Run 1 | Run 2 | Total | Diff. | Race Points |
|------|-----|----------|---------------------|------|----------|--------------|--------------|---------|-------|-------------|
| | | | | | | Time Rank | Time Rank | | | |
| 29 | 46 | 340447 | ZINA Jeffrey | 1998 | LIB | 56.42 (37) | 55.50 (29) | 1:51.92 | 13.18 | 96.11 |
| 30 | 45 | 30405 | BACIGALUPO Tomas | 1998 | ARG | 56.00 (36) | 56.20 (30) | 1:52.20 | 13.46 | 98.15 |
| 31 | 52 | 520175 | LIMON Nihat Enes | 1998 | TUR | 57.90 (38) | 57.05 (32) | 1:54.95 | 16.21 | 118.20 |
| 32 | 59 | 450030 | MARIOTTI Alessandro | 1998 | SMR | 58.23 (40) | 56.84 (31) | 1:55.07 | 16.33 | 119.08 |
| 33 | 58 | 270075 | SKINNER Gary | 1998 | IRL | 57.98 (39) | 57.39 (33) | 1:55.37 | 16.63 | 121.26 |
| 34 | 62 | 260353 | AHMADPOUR Alireza | 1998 | IRI | 1:03.00 (42) | 1:00.71 (34) | 2:03.71 | 24.97 | 182.08 |

DID NOT FINISH RUN 2: 7 competitors

| | | | | |
|----|--------|-----------------------------|------|-----|
| 3 | 512280 | OEHRLI Joel | 1998 | SUI |
| 19 | 561377 | CUFAR Anze | 1998 | SLO |
| 31 | 561397 | NARALOCNIK Nejc | 1999 | SLO |
| 35 | 280034 | BIRAN Itamar | 1998 | ISR |
| 48 | 460122 | STEFANESCU Alexandru Stefan | 1999 | ROU |
| 50 | 250403 | GUDJONSSON Bjarki | 1998 | ISL |
| 56 | 410415 | RICH Jackson | 1998 | NZL |

DISQUALIFIED RUN 2: 1 competitor

| | | | | | | |
|----|--------|---------------|------|-----|---------|------------|
| 29 | 104577 | ALKIER Justin | 1998 | CAN | Gate 44 | Rule 629.3 |
|----|--------|---------------|------|-----|---------|------------|

DID NOT FINISH RUN 1: 20 competitors

| | | | | |
|----|---------|---------------------|------|-----|
| 1 | 6292938 | TEDDE Michael | 1998 | ITA |
| 5 | 6300464 | KOYAMA Yohei | 1998 | JPN |
| 7 | 6532084 | RADAMUS River | 1998 | USA |
| 11 | 151238 | ZABYSTRAN Jan | 1998 | CZE |
| 13 | 550086 | GEDRA Zaks | 1998 | LAT |
| 14 | 40621 | MUHLEN Louis | 1998 | AUS |
| 15 | 92735 | OKOLSKI Georgi | 1998 | BUL |
| 25 | 80077 | MACEDO Michel | 1998 | BRA |
| 28 | 481912 | KONKOV Aleksey | 1998 | RUS |
| 32 | 350100 | MARXER Silvan | 1998 | LIE |
| 36 | 202883 | GRAMMEL Anton | 1998 | GER |
| 40 | 690753 | KARPUSHYN Mykhailo | 1998 | UKR |
| 44 | 6190671 | POETTOZ Michael | 1998 | COL |
| 47 | 780023 | DRUKAROV Andrej | 1999 | LTU |
| 49 | 750107 | BOZHINOVSKI Luka | 1998 | MKD |
| 51 | 310438 | SALIOVIC Eldar | 1999 | MNE |
| 53 | 360046 | OSCH Matthieu | 1999 | LUX |
| 54 | 660025 | CHERTSIN Uladzislau | 1998 | BLR |
| 60 | 620071 | SAURABH Saurabh | 1998 | IND |
| 61 | 890009 | SHRESTHA Saphal-Ram | 1998 | NEP |

Reason for disqualification:

629.3 Does not pass through a gate correctly




Results

| Rank | Bib | FIS Code | Name | YB | NOC Code | Run 1 | Run 2 | Total | Diff. | Race Points |
|------|-----|----------|------|----|----------|-----------|-----------|-------|-------|-------------|
| | | | | | | Time Rank | Time Rank | | | |

Legend:

YB Year of Birth



Penalty Calculation

Best 10 at Finish

| Rank | Bib | FIS Code | Name | NOC Code | FIS Points | Best 5 | Race Points |
|------|-----|----------|-----------------------|----------|------------|--------|-------------|
| 1 | 17 | 54481 | TRANINGER Manuel | AUT | 42.19 | | |
| 2 | 6 | 502278 | VENNERSTROEM Filip | SWE | 33.97 | 33.97 | 0.22 |
| 3 | 4 | 422630 | BREIVIK Odin Vassbotn | NOR | 33.90 | 33.90 | 9.70 |
| 4 | 9 | 380377 | KOLEGA Samuel | CRO | 40.67 | 40.67 | 10.21 |
| 5 | 2 | 6292768 | CANZIO Pietro | ITA | 26.00 | 26.00 | 14.58 |
| 6 | 8 | 54483 | OPETNIK Moritz | AUT | 40.54 | 40.54 | 17.28 |
| 7 | 21 | 240148 | SZOLLOS Barnabas | HUN | 43.57 | | |
| 8 | 41 | 170159 | VORRE Marcus | DEN | 65.14 | | |
| 9 | 20 | 202909 | STOCKINGER Jonas | GER | 43.48 | | |
| 10 | 30 | 180831 | KANKKUNEN Sampo | FIN | 51.15 | | |

Best 5 FIS Points at Start

| Rank | Bib | FIS Code | Name | NOC Code | FIS Points |
|------|-----|----------|-----------------------|----------|------------|
| DNF | 5 | 6300464 | KOYAMA Yohei | JPN | 21.51 |
| 5 | 2 | 6292768 | CANZIO Pietro | ITA | 26.00 |
| DNF | 3 | 512280 | OEHLI Joel | SUI | 33.32 |
| 3 | 4 | 422630 | BREIVIK Odin Vassbotn | NOR | 33.90 |
| 2 | 6 | 502278 | VENNERSTROEM Filip | SWE | 33.97 |

TOTALS:

| | | |
|--|--------|--------|
| FIS Points of Best 5 as Start (B) | 148.70 | |
| FIS Points of Best at Finish in Top 10 (A) | | 175.08 |
| Race Points of Corresponding Competitors (C) | | 51.99 |
| Calculated Penalty (A+B-C):10 | 27.179 | |
| Rounded | 27.18 | |
| Category Adder | 3.00 | |
| Correction Value (Z) | 0.00 | |
| Calculated Penalty | 30.18 | |
| Penalty Applied | 30.18 | |

Legend:
DNF Did Not Finish