

## AUDI FIS SKI WORLD CUP 2015/16 Beaver Creek (USA)

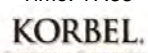


2nd MEN'S DOWNHILL

### ALPHABETICAL LIST OF COMPETITORS TRAINING 2

Number of Competitors: 70, Number of NSA: 15

NSA	FIS Code	Name	FIS Points (26th of November 2015 - List 5)									
			DH	SL	GS	SG	SC					
<b>AUT</b> (10)	51215	<b>BAUMANN Romed</b>	3.87	(12)	182.75	(3796)	16.61	(149)	4.98	(18)	3.18	(8)
	53817	<b>FRANZ Max</b>	4.05	(13)	256.28	(4231)	68.13	(1755)	4.55	(13)	5.99	(29)
	53980	<b>KRIECHMAYR Vincent</b>	5.65	(24)	61.51	(1471)	9.60	(55)	4.45	(10)	4.98	(16)
	50753	<b>KROELL Klaus</b>	5.73	(25)	999.00	(4788)	999.00	(4818)	34.59	(254)	-	
	53902	<b>MAYER Matthias</b>	2.36	(4)	185.94	(3821)	19.69	(216)	3.06	(4)	3.82	(11)
	50742	<b>REICHELTH Hannes</b>	1.00	(2)	999.00	(4788)	19.85	(221)	2.85	(3)	32.64	(90)
	51332	<b>SCHEIBER Florian</b>	19.07	(92)	90.56	(2302)	25.05	(353)	10.53	(46)	60.56	(295)
	53933	<b>SCHWEIGER Patrick</b>	7.00	(34)	103.95	(2645)	18.39	(183)	6.00	(31)	40.84	(150)
	50858	<b>STREITBERGER Georg</b>	4.32	(16)	999.00	(4788)	359.04	(4509)	4.84	(15)	53.33	(246)
	54005	<b>STRIEDINGER Otmar</b>	5.97	(29)	740.03	(4724)	44.46	(946)	5.09	(19)	52.16	(239)
<b>CAN</b> (7)	103512	<b>FRISCH Jeffrey</b>	10.27	(56)	207.68	(3989)	20.26	(231)	12.04	(55)	86.34	(480)
	102263	<b>GUAY Erik</b>	2.74	(8)	999.00	(4788)	78.11	(2070)	12.87	(59)	623.77	(1749)
	102271	<b>HUDEC Jan</b>	10.65	(58)	223.20	(4075)	57.08	(1374)	4.90	(16)	171.37	(989)
	102899	<b>OSBORNE-PARADIS Manuel</b>	4.83	(19)	506.03	(4633)	106.29	(2788)	5.92	(28)	-	
	103612	<b>PRIDY Morgan</b>	28.04	(134)	122.00	(3000)	20.14	(228)	14.93	(76)	29.58	(75)
	103271	<b>THOMSEN Benjamin</b>	5.99	(30)	277.02	(4303)	22.07	(263)	22.19	(148)	241.88	(1203)
	103762	<b>WERRY Tyler</b>	6.67	(33)	20.97	(226)	7.34	(37)	14.97	(78)	38.24	(126)
<b>CHI</b> (1)	110324	<b>VON APPEN Henrik</b>	21.31	(107)	43.49	(853)	28.99	(455)	28.19	(205)	48.19	(211)
<b>CRO</b> (2)	380341	<b>ULLRICH Max</b>	37.11	(176)	30.55	(444)	18.84	(191)	29.86	(217)	45.15	(187)
	380292	<b>ZRNCIC DIM Natko</b>	11.61	(62)	15.95	(146)	25.23	(358)	13.03	(62)	3.90	(12)
<b>CZE</b> (1)	150398	<b>BANK Ondrej</b>	5.79	(26)	26.34	(340)	22.76	(286)	13.08	(63)	3.18	(8)
<b>FIN</b> (1)	180570	<b>ROMAR Andreas</b>	10.77	(60)	34.36	(557)	40.21	(785)	12.70	(57)	5.20	(17)
<b>FRA</b> (9)	191740	<b>CLAREY Johan</b>	4.87	(21)	364.59	(4494)	49.37	(1117)	5.84	(26)	66.74	(341)
	192932	<b>FAYED Guillermo</b>	2.07	(3)	105.28	(2670)	39.26	(757)	18.12	(105)	205.52	(1086)
	194298	<b>GIEZENDANNER Blaise</b>	9.54	(50)	168.30	(3643)	25.52	(369)	13.96	(69)	37.28	(119)
	194542	<b>GIRAUD MOINE Valentin</b>	8.96	(45)	94.98	(2414)	19.70	(217)	18.16	(106)	50.83	(229)
	192504	<b>MERMILLOD BLONDIN Thomas</b>	26.51	(127)	10.32	(73)	16.91	(153)	10.61	(47)	4.40	(13)
	194167	<b>MUZATON Maxence</b>	12.43	(67)	68.34	(1677)	96.87	(2569)	14.99	(79)	5.99	(29)
191964	<b>POISSON David</b>	5.82	(27)	999.00	(4788)	193.19	(3954)	18.30	(107)	764.45	(1803)	



**ALPHABETICAL LIST OF COMPETITORS TRAINING 2**

Number of Competitors: 70, Number of NSA: 15

NSA	FIS Code	Name	FIS Points (26th of November 2015 - List 5)									
			DH		SL		GS		SG		SC	
<b>FRA</b> (9)	194190	<b>ROGER Brice</b>	11.91	(63)	93.50	(2379)	104.49	(2745)	4.90	(16)	79.14	(426)
	192746	<b>THEAUX Adrien</b>	4.76	(18)	31.46	(470)	93.72	(2497)	3.86	(7)	5.95	(27)
<b>GER</b> (4)	202196	<b>BRANDNER Klaus</b>	12.43	(67)	313.19	(4395)	54.35	(1276)	6.52	(35)	185.45	(1030)
	202535	<b>DRESSEN Thomas</b>	10.16	(54)	47.31	(986)	17.83	(172)	13.87	(68)	23.21	(54)
	202059	<b>FERSTL Josef</b>	11.39	(61)	97.11	(2467)	52.31	(1197)	6.22	(33)	25.32	(60)
	200379	<b>SANDER Andreas</b>	9.45	(49)	242.54	(4173)	267.51	(4327)	10.72	(49)	40.60	(146)
<b>ITA</b> (10)	990081	<b>CASSE Mattia</b>	12.35	(65)	95.21	(2417)	12.53	(86)	6.90	(36)	29.76	(77)
	990116	<b>DE ALIPRANDINI Luca</b>	61.02	(358)	40.60	(766)	5.83	(25)	21.14	(139)	70.85	(375)
	292455	<b>FILL Peter</b>	5.35	(23)	141.53	(3344)	42.66	(873)	5.55	(23)	19.74	(40)
	292514	<b>HEEL Werner</b>	4.83	(19)	999.00	(4788)	248.76	(4266)	19.16	(115)	45.45	(189)
	293006	<b>INNERHOFER Christof</b>	12.41	(66)	63.63	(1540)	41.85	(846)	5.65	(24)	22.39	(50)
	294277	<b>KLOTZ Siegmur</b>	10.29	(57)	227.70	(4095)	188.01	(3913)	21.35	(140)	50.94	(231)
	293550	<b>MARSAGLIA Matteo</b>	14.62	(76)	141.69	(3346)	14.40	(111)	5.21	(20)	41.48	(155)
	291459	<b>PARIS Dominik</b>	2.61	(5)	306.09	(4376)	279.05	(4352)	2.55	(2)	5.34	(19)
	291318	<b>TONETTI Riccardo</b>	54.29	(295)	6.00	(31)	9.76	(57)	10.42	(45)	25.53	(62)
	293141	<b>VARETTONI Silvano</b>	8.56	(43)	505.04	(4632)	165.05	(3704)	10.16	(43)	63.03	(317)
<b>NOR</b> (3)	421483	<b>JANSRUD Kjetil</b>	0.00	(1)	58.10	(1365)	5.60	(21)	0.00	(1)	2.56	(6)
	422139	<b>KILDE Aleksander Aamodt</b>	15.71	(82)	42.30	(814)	12.66	(90)	5.95	(29)	5.34	(19)
	421328	<b>SVINDAL Aksel Lund</b>	2.61	(5)	59.00	(1396)	5.99	(30)	3.11	(5)	5.34	(19)
<b>RUS</b> (1)	481327	<b>TRIKHICHEV Pavel</b>	43.07	(215)	10.52	(76)	11.78	(76)	19.94	(125)	8.35	(32)
<b>SLO</b> (5)	561255	<b>CATER Martin</b>	10.69	(59)	29.04	(408)	17.96	(175)	15.10	(82)	19.92	(41)
	561216	<b>KLINE Bostjan</b>	9.25	(47)	60.21	(1432)	28.58	(442)	8.00	(37)	21.61	(47)
	561217	<b>KOSI Klemen</b>	9.09	(46)	16.62	(157)	16.83	(150)	10.07	(42)	5.92	(26)
	561067	<b>PERKO Rok</b>	15.97	(84)	315.96	(4402)	29.53	(465)	17.41	(100)	41.03	(151)
	560447	<b>SPORN Andrej</b>	6.00	(31)	244.43	(4180)	37.84	(697)	16.82	(97)	197.55	(1065)
<b>SUI</b> (7)	511529	<b>GISIN Marc</b>	9.86	(52)	105.59	(2676)	68.84	(1785)	16.42	(92)	16.70	(37)
	511313	<b>JANKA Carlo</b>	4.70	(17)	434.78	(4580)	4.94	(11)	4.51	(12)	0.00	(1)
	511139	<b>KUENG Patrick</b>	2.67	(7)	220.01	(4060)	174.20	(3802)	5.45	(21)	195.71	(1059)
	511847	<b>MANI Nils</b>	12.62	(71)	103.22	(2625)	18.19	(177)	19.86	(123)	21.73	(48)
	511808	<b>SCHMED Fernando</b>	17.80	(87)	411.08	(4559)	15.69	(130)	6.29	(34)	27.46	(66)
	511638	<b>TUMLER Thomas</b>	20.57	(100)	200.43	(3934)	8.12	(43)	12.82	(58)	31.94	(85)
	511352	<b>VILETTA Sandro</b>	5.89	(28)	61.73	(1477)	19.70	(217)	10.37	(44)	5.23	(18)
<b>SVK</b> (1)	700879	<b>ZAMPA Andreas</b>	68.04	(409)	17.94	(177)	14.45	(114)	60.48	(572)	83.02	(455)
<b>USA</b> (8)	6530104	<b>BENNETT Bryce</b>	20.47	(98)	21.65	(240)	45.69	(991)	16.70	(96)	20.78	(43)
	531452	<b>BIESEMEYER Thomas</b>	20.53	(99)	52.11	(1158)	16.47	(145)	10.89	(50)	55.57	(265)
	530874	<b>GANONG Travis</b>	3.34	(11)	321.17	(4418)	92.73	(2474)	5.99	(30)	42.59	(167)
	934643	<b>GOLDBERG Jared</b>	9.29	(48)	33.48	(529)	10.16	(63)	9.00	(39)	5.41	(24)





2nd MEN'S DOWNHILL

**ALPHABETICAL LIST OF COMPETITORS TRAINING 2**

Number of Competitors: 70, Number of NSA: 15

NSA	FIS Code	Name	FIS Points (26th of November 2015 - List 5)									
			DH		SL		GS		SG		SC	
<b>USA</b> (8)	534959	<b>JITLOFF Tim</b>	43.68	(220)	31.98	(484)	5.23	(14)	14.21	(71)	30.98	(82)
	533866	<b>NYMAN Steven</b>	2.74	(8)	332.64	(4439)	40.65	(804)	13.01	(61)	21.48	(46)
	533131	<b>SULLIVAN Marco</b>	5.19	(22)	999.00	(4788)	193.26	(3955)	21.11	(138)	618.51	(1747)
	530939	<b>WEIBRECHT Andrew</b>	8.25	(39)	423.36	(4565)	18.34	(181)	4.76	(14)	23.17	(53)

<b>LEGEND</b>	<b>DH</b> Downhill	<b>SL</b> Slalom	<b>GS</b> Giant Slalom	<b>SG</b> Super-G	<b>SC</b> Alpine Combined
---------------	--------------------	------------------	------------------------	-------------------	---------------------------

03-12-2015 / Beaver Creek (USA) / 0200

Page 3/3

Data Processing by LONGINES

www.fis-ski.com


LONGINES Timing

Generation Date: WED 2 DEC 2015

Time: 17:33

Document: 32E 1.0





# AUDI FIS SKI WORLD CUP 2015/16 Beaver Creek (USA)




2nd MEN'S DOWNHILL

THU 3 DEC 2015  
Start Time: 10:45

## DRAW LIST BY POINTS TRAINING 2

Number of Competitors: 70, Number of NSA: 15 Ranked 100 in the FIS List: BAILET M. FIS Pts: 20.57

No.	FIS Code	Name	NSA	WCSL-DH	WCSL-O	FIS-DH
1	421483	JANSRUD Kjetil	NOR	594 (1)	1363 (2)	0.00 (1)
2	50742	REICHELTH Hannes	AUT	496 (2)	840 (8)	1.00 (2)
3	421328	SVINDAL Aksel Lund	NOR	451 (3)	910 (5)	2.61 (5)
4	192932	FAYED Guillermo	FRA	445 (4)	469 (18)	2.07 (3)
5	53902	MAYER Matthias	AUT	403 (5)	846 (7)	2.36 (4)
6	291459	PARIS Dominik	ITA	387 (6)	784 (11)	2.61 (6)
7	102263	GUAY Erik	CAN	366 (7)	427 (25)	2.74 (8)
8	511139	KUENG Patrick	SUI	360 (8)	463 (19)	2.67 (7)
9	533866	NYMAN Steven	USA	355 (9)	384 (27)	2.74 (9)
10	530874	GANONG Travis	USA	351 (10)	448 (21)	3.34 (10)
11	53817	FRANZ Max	AUT	273 (12)	501 (16)	4.05 (12)
12	51215	BAUMANN Romed	AUT	259 (13)	502 (15)	3.87 (11)
13	511313	JANKA Carlo	SUI	224 (16)	742 (12)	4.70 (14)
14	50858	STREITBERGER Georg	AUT	220 (17)	367 (29)	4.32 (13)
15	292455	FILL Peter	ITA	206 (18)	349 (32)	5.35 (20)
16	192746	THEAUX Adrien	FRA	199 (19)	462 (20)	4.76 (15)
17	191740	CLAREY Johan	FRA	185 (20)	244 (40)	4.87 (18)
18	102899	OSBORNE-PARADIS Manuel	CAN	170 (21)	225 (41)	4.83 (17)
19	292514	HEEL Werner	ITA	169 (22)	195 (46)	4.83 (16)
20	533131	SULLIVAN Marco	USA	139 (23)	143 (59)	5.19 (19)
21	50753	KROELL Klaus	AUT	113 (24)	113 (70)	5.73 (22)
22	53980	KRIECHMAYR Vincent	AUT	103 (25)	353 (30)	5.65 (21)
23	191964	POISSON David	FRA	91 (26)	91 (80)	5.82 (24)
24	150398	BANK Ondrej	CZE	90 (27)	221 (42)	5.79 (23)
25	293006	INNERHOFER Christof	ITA	86 (28)	180 (49)	12.41 (50)
26	103271	THOMSEN Benjamin	CAN	84 (29)	84 (82)	5.99 (27)
27	511352	VILETTA Sandro	SUI	82 (30)	173 (50)	5.89 (25)
28	54005	STRIEDINGER Otmar	AUT	78 (31)	205 (44)	5.97 (26)
29	202059	FERSTL Josef	GER	73 (32)	101 (77)	11.39 (46)
30	293141	VARETONI Silvano	ITA	61 (34)	61 (93)	8.56 (32)
31	560447	SPORN Andrej	SLO	-	-	6.00 (28)
32	103762	WERRY Tyler	CAN	-	5 (152)	6.67 (29)
33	53933	SCHWEIGER Patrick	AUT	22 (50)	69 (90)	7.00 (30)
34	530939	WEIBRECHT Andrew	USA	54 (35)	218 (43)	8.25 (31)
35	194542	GIRAUD MOINE Valentin	FRA	-	-	8.96 (33)
36	561217	KOSI Klemen	SLO	24 (46)	72 (89)	9.09 (34)






**DRAW LIST BY POINTS TRAINING 2**

**Number of Competitors: 70, Number of NSA: 15    Ranked 100 in the FIS List: BAILET M.    FIS Pts: 20.57**

No.	FIS Code	Name	NSA	WCSL-DH	WCSL-O	FIS-DH
37	561216	KLINE Bostjan	SLO	34 (41)	62 (92)	9.25 (35)
38	934643	GOLDBERG Jared	USA	34 (41)	77 (85)	9.29 (36)
39	200379	SANDER Andreas	GER	33 (43)	45 (103)	9.45 (37)
40	194298	GIEZENDANNER Blaise	FRA	4 (62)	4 (155)	9.54 (38)
41	511529	GISIN Marc	SUI	35 (40)	37 (108)	9.86 (39)
42	202535	DRESSEN Thomas	GER	8 (57)	8 (147)	10.16 (40)
43	103512	FRISCH Jeffrey	CAN	-	-	10.27 (41)
44	294277	KLOTZ Siegmur	ITA	42 (37)	52 (96)	10.29 (42)
45	102271	HUDEK Jan	CAN	24 (46)	159 (53)	10.65 (43)
46	561255	CATER Martin	SLO	-	9 (143)	10.69 (44)
47	180570	ROMAR Andreas	FIN	-	36 (109)	10.77 (45)
48	380292	ZRNCIC DIM Natko	CRO	-	77 (85)	11.61 (47)
49	194190	ROGER Brice	FRA	22 (50)	161 (52)	11.91 (48)
50	990081	CASSE Mattia	ITA	25 (45)	76 (87)	12.35 (49)
51	194167	MUZATON Maxence	FRA	40 (38)	54 (95)	12.43 (52)
52	202196	BRANDNER Klaus	GER	23 (49)	34 (111)	12.43 (51)
53	511847	MANI Nils	SUI	-	1 (160)	12.62 (53)
54	293550	MARSAGLIA Matteo	ITA	17 (53)	146 (57)	14.62 (54)
55	422139	KILDE Aleksander Aamodt	NOR	36 (39)	145 (58)	15.71 (55)
56	561067	PERKO Rok	SLO	-	-	15.97 (56)
57	511808	SCHMED Fernando	SUI	5 (59)	12 (139)	17.80 (57)
58	51332	SCHEIBER Florian	AUT	13 (54)	15 (129)	19.07 (58)
59	6530104	BENNETT Bryce	USA	-	-	20.47 (59)
60	531452	BIESEMEYER Thomas	USA	-	5 (152)	20.53 (60)
61	511638	TUMLER Thomas	SUI	-	36 (109)	= 20.57 (61)
62	110324	VON APPEN Henrik	CHI	-	-	> 21.31 (62)
63	192504	MERMILLOD BLONDIN Thomas	FRA	-	113 (70)	> 26.51 (63)
64	103612	PRIDY Morgan	CAN	-	25 (121)	> 28.04 (64)
65	380341	ULLRICH Max	CRO	-	-	> 37.11 (65)
66	481327	TRIKHICHEV Pavel	RUS	-	13 (136)	> 43.07 (66)
67	534959	JITLOFF Tim	USA	-	150 (56)	> 43.68 (67)
68	291318	TONETTI Riccardo	ITA	-	14 (134)	> 54.29 (68)
69	990116	DE ALIPRANDINI Luca	ITA	-	67 (91)	> 61.02 (69)
70	700879	ZAMPA Andreas	SVK	-	-	> 68.04 (70)

<b>LEGEND</b>					
<b>WCSL-DH</b>	World Cup Start List points for Downhill	<b>WCSL-O</b>	Overall WCSL points	<b>No.</b>	Control Number
<b>FIS-DH</b>	FIS points for Downhill				





# AUDI FIS SKI WORLD CUP 2015/16 Beaver Creek (USA)



## 2nd MEN'S DOWNHILL START LIST TRAINING 2

THU 3 DEC 2015  
Start Time: 10:45

Jury			Technical Data	
<b>TD FIS</b>	T. TARIO	CAN	<b>Course Name</b>	Birds of Prey / Golden Eagle
<b>Referee</b>	M. WALDNER	FIS	<b>Start Altitude</b>	3483 m
<b>Assistant Referee</b>	H. TRINKL	FIS	<b>Finish Altitude</b>	2730 m
<b>Chief of Race</b>	G. JOHNSON	USA	<b>Vertical Drop</b>	753 m
			<b>Course Length</b>	2750 m
			<b>Homologation Number</b>	10665/11/12

### Race Information

<b>Course Setter</b>	H. TRINKL	FIS		
<b>Number of Gates</b>	37			
<b>Start Time</b>	10:45			
<b>Forerunners</b>	A - A. DVORACEK	USA	D - J. GOWER	GBR
	B - S. MORSE	USA	E - C. WILSON	USA
	C - D. DUFFY	USA	F - F. SZWELB	USA

Number of Competitors: 70, Number of NSA: 15

Bib	FIS Code	Name	Year of Birth	Nation	Time	Ski
1	511352	VILETTA Sandro	1986	SUI	_____	Salomon
2	293141	VARETONI Silvano	1984	ITA	_____	Head
3	50753	KROELL Klaus	1980	AUT	_____	Salomon
4	103271	THOMSEN Benjamin	1987	CAN	_____	Head
5	533131	SULLIVAN Marco	1980	USA	_____	Atomic
6	293006	INNERHOFER Christof	1984	ITA	_____	Rossignol
7	50858	STREITBERGER Georg	1981	AUT	_____	Head
8	53980	KRIECHMAYR Vincent	1991	AUT	_____	Fischer
9	511313	JANKA Carlo	1986	SUI	_____	Rossignol
10	53817	FRANZ Max	1989	AUT	_____	Atomic
11	51215	BAUMANN Romed	1986	AUT	_____	Salomon
12	530874	GANONG Travis	1988	USA	_____	Atomic
13	292455	FILL Peter	1982	ITA	_____	Atomic
14	533866	NYMAN Steven	1982	USA	_____	Fischer
15	102263	GUAY Erik	1981	CAN	_____	Head
16	421483	JANSRUD Kjetil	1985	NOR	_____	Head
17	50742	REICHELТ Hannes	1980	AUT	_____	Salomon
18	192932	FAYED Guillermo	1985	FRA	_____	Head
19	53902	MAYER Matthias	1990	AUT	_____	Head
20	291459	PARIS Dominik	1989	ITA	_____	Nordica
21	421328	SVINDAL Aksel Lund	1982	NOR	_____	Head
22	511139	KUENG Patrick	1984	SUI	_____	Salomon
23	192746	THEAUX Adrien	1984	FRA	_____	Head

03-12-2015 / Beaver Creek (USA) / 0200

Page 1/2

Data Processing by LONGINES

www.fis-ski.com

LONGINES Timing

Generation Date: WED 2 DEC 2015

Time: 17:33


Document: 51A 1.0



Number of Competitors: 70, Number of NSA: 15

Bib	FIS Code	Name	Year of Birth	Nation	Time	Ski
24	292514	HEEL Werner	1982	ITA	_____	Rossignol
25	202059	FERSTL Josef	1988	GER	_____	Head
26	54005	STRIEDINGER Otmar	1991	AUT	_____	Rossignol
27	191964	POISSON David	1982	FRA	_____	Salomon
28	150398	BANK Ondrej	1980	CZE	_____	Nordica
29	102899	OSBORNE-PARADIS Manuel	1984	CAN	_____	Rossignol
30	191740	CLAREY Johan	1981	FRA	_____	Head
31	560447	SPORN Andrej	1981	SLO	_____	Stoekli
32	103762	WERRY Tyler	1991	CAN	_____	Head
33	53933	SCHWEIGER Patrick	1990	AUT	_____	Salomon
34	530939	WEIBRECHT Andrew	1986	USA	_____	Head
35	194542	GIRAUD MOINE Valentin	1992	FRA	_____	Salomon
36	561217	KOSI Klemen	1991	SLO	_____	Atomic
37	561216	KLINE Bostjan	1991	SLO	_____	Stoekli
38	934643	GOLDBERG Jared	1991	USA	_____	Head
39	200379	SANDER Andreas	1989	GER	_____	Atomic
40	194298	GIEZENDANNER Blaise	1991	FRA	_____	Head
41	511529	GISIN Marc	1988	SUI	_____	Rossignol
42	202535	DRESSEN Thomas	1993	GER	_____	Rossignol
43	103512	FRISCH Jeffrey	1984	CAN	_____	Head
44	294277	KLOTZ Siegmar	1987	ITA	_____	Nordica
45	102271	HUDEC Jan	1981	CAN	_____	Rossignol
46	561255	CATER Martin	1992	SLO	_____	Stoekli
47	180570	ROMAR Andreas	1989	FIN	_____	Head
48	380292	ZRNCIC DIM Natko	1986	CRO	_____	Atomic
49	194190	ROGER Brice	1990	FRA	_____	Rossignol
50	990081	CASSE Mattia	1990	ITA	_____	Head
51	194167	MUZATON Maxence	1990	FRA	_____	Rossignol
52	202196	BRANDNER Klaus	1990	GER	_____	Nordica
53	511847	MANI Nils	1992	SUI	_____	Stoekli
54	293550	MARSAGLIA Matteo	1985	ITA	_____	Rossignol
55	422139	KILDE Aleksander Aamodt	1992	NOR	_____	Atomic
56	561067	PERKO Rok	1985	SLO	_____	Stoekli
57	511808	SCHMED Fernando	1991	SUI	_____	Salomon
58	51332	SCHEIBER Florian	1987	AUT	_____	Rossignol
59	6530104	BENNETT Bryce	1992	USA	_____	Fischer
60	531452	BIESEMEYER Thomas	1989	USA	_____	Rossignol
61	511638	TUMLER Thomas	1989	SUI	_____	Atomic
62	110324	VON APPEN Henrik	1994	CHI	_____	
63	192504	MERMILLOD BLONDIN Thomas	1984	FRA	_____	Rossignol
64	103612	PRIDY Morgan	1990	CAN	_____	Atomic
65	380341	ULLRICH Max	1994	CRO	_____	Atomic
66	481327	TRIKHICHEV Pavel	1992	RUS	_____	Rossignol
67	534959	JITLOFF Tim	1985	USA	_____	Stoekli
68	291318	TONETTI Riccardo	1989	ITA	_____	Voelkl
69	990116	DE ALIPRANDINI Luca	1990	ITA	_____	Salomon
70	700879	ZAMPA Andreas	1993	SVK	_____	Salomon





# AUDI FIS SKI WORLD CUP 2015/16 Beaver Creek (USA)



## 2nd MEN'S DOWNHILL RESULTS TRAINING 2 BY RANK

THU 3 DEC 2015  
Start Time: 10:45

Jury			Technical Data	
<b>TD FIS</b>	T. TARIO	CAN	<b>Course Name</b>	Birds of Prey / Golden Eagle
<b>Referee</b>	M. WALDNER	FIS	<b>Start Altitude</b>	3483 m
<b>Assistant Referee</b>	H. TRINKL	FIS	<b>Finish Altitude</b>	2730 m
<b>Chief of Race</b>	G. JOHNSON	USA	<b>Vertical Drop</b>	753 m
			<b>Course Length</b>	2750 m
			<b>Homologation Number</b>	10665/11/12


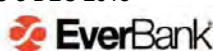
### Race Information

<b>Course Setter</b>	H. TRINKL	FIS		
<b>Number of Gates</b>	37			
<b>Start Time</b>	10:45			
<b>Forerunners</b>	A - A. DVORACEK	USA	D - J. GOWER	GBR
	B - S. MORSE	USA	E - C. WILSON	USA
	C - D. DUFFY	USA	F - F. SZWELB	USA

Number of Competitors: 70, Number of NSA: 15

Rank	Bib	FIS Code	Name	Year of Birth	Nation	Time	Diff.	Dist. (m)	Ski
1	16	421483	JANSRUD Kjetil	1985	NOR	1:42.87			Head
2	13	292455	FILL Peter	1982	ITA	1:43.02	0.15	4.00	Atomic
3	17	50742	REICHELTH Hannes	1980	AUT	1:43.38	0.51	13.57	Salomon
4	21	421328	SVINDAL Aksel Lund	1982	NOR	1:43.63	0.76	20.17	Head
5	19	53902	MAYER Matthias	1990	AUT	1:43.71	0.84	22.27	Head
6	12	530874	GANONG Travis	1988	USA	1:44.11	1.24	32.75	Atomic
7	18	192932	FAYED Guillermo	1985	FRA	1:44.39	1.52	40.04	Head
8	14	533866	NYMAN Steven	1982	USA	1:44.42	1.55	40.82	Fischer
9	15	102263	GUAY Erik	1981	CAN	1:44.47	1.60	42.12	Head
10	23	192746	THEAUX Adrien	1984	FRA	1:44.59	1.72	45.22	Head
11	10	53817	FRANZ Max	1989	AUT	1:44.70	1.83	48.07	Atomic
12	25	202059	FERSTL Josef	1988	GER	1:44.71	1.84	48.32	Head
13	55	422139	KILDE Aleksander Aamodt	1992	NOR	1:44.78	1.91	50.13	Atomic
13	11	51215	BAUMANN Romed	1986	AUT	1:44.78	1.91	50.13	Salomon
15	22	511139	KUENG Patrick	1984	SUI	1:44.96	2.09	54.76	Salomon
16	63	192504	MERMILLOD BLONDIN Thomas	1984	FRA	1:44.98	2.11	55.27	Rossignol
17	9	511313	JANKA Carlo	1986	SUI	1:45.04	2.17	56.81	Rossignol
18	31	560447	SPORN Andrej	1981	SLO	1:45.09	2.22	58.09	Stoeckli
19	6	293006	INNERHOFER Christof	1984	ITA	1:45.11	2.24	58.61	Rossignol
20	3	50753	KROELL Klaus	1980	AUT	1:45.16	2.29	59.88	Salomon

#982 \_\_\_\_\_


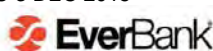




Number of Competitors: 70, Number of NSA: 15

Rank	Bib	FIS Code	Name	Year of Birth	Nation	Time	Diff.	Dist. (m)	Ski
21	37	561216	KLINE Bostjan	1991	SLO	1:45.19	2.32	60.65	Stoeckli
22	36	561217	KOSI Klemen	1991	SLO	1:45.29	2.42	63.21	Atomic
23	52	202196	BRANDNER Klaus	1990	GER	1:45.32	2.45	63.97	Nordica
23	40	194298	GIEZENDANNER Blaise	1991	FRA	1:45.32	2.45	63.97	Head
25	54	293550	MARSAGLIA Matteo	1985	ITA	1:45.39	2.52	65.76	Rossignol
26	27	191964	POISSON David	1982	FRA	1:45.40	2.53	66.01	Salomon
27	39	200379	SANDER Andreas	1989	GER	1:45.43	2.56	66.77	Atomic
28	* 34	530939	WEIBRECHT Andrew	1986	USA	1:45.44	2.57	67.03	Head
29	35	194542	GIRAUD MOINE Valentin	1992	FRA	1:45.49	2.62	68.30	Salomon
30	30	191740	CLAREY Johan	1981	FRA	1:45.50	2.63	68.55	Head
30	* 5	533131	SULLIVAN Marco	1980	USA	1:45.50	2.63	68.55	Atomic
32	49	194190	ROGER Brice	1990	FRA	1:45.52	2.65	69.06	Rossignol
33	24	292514	HEEL Werner	1982	ITA	1:45.54	2.67	69.57	Rossignol
34	51	194167	MUZATON Maxence	1990	FRA	1:45.56	2.69	70.08	Rossignol
35	8	53980	KRIECHMAYR Vincent	1991	AUT	1:45.59	2.72	70.84	Fischer
36	1	511352	VILETTA Sandro	1986	SUI	1:45.68	2.81	73.12	Salomon
37	* 48	380292	ZRNCIC DIM Natko	1986	CRO	1:45.69	2.82	73.37	Atomic
37	29	102899	OSBORNE-PARADIS Manuel	1984	CAN	1:45.69	2.82	73.37	Rossignol
39	56	561067	PERKO Rok	1985	SLO	1:45.73	2.86	74.39	Stoeckli
40	33	53933	SCHWEIGER Patrick	1990	AUT	1:45.77	2.90	75.40	Salomon
41	57	511808	SCHMED Fernando	1991	SUI	1:45.78	2.91	75.65	Salomon
42	26	54005	STRIEDINGER Otmar	1991	AUT	1:45.80	2.93	76.16	Rossignol
43	4	103271	THOMSEN Benjamin	1987	CAN	1:46.05	3.18	82.46	Head
44	7	50858	STREITBERGER Georg	1981	AUT	1:46.14	3.27	84.72	Head
45	58	51332	SCHEIBER Florian	1987	AUT	1:46.22	3.35	86.73	Rossignol
46	50	990081	CASSE Mattia	1990	ITA	1:46.24	3.37	87.23	Head
47	* 46	561255	CATER Martin	1992	SLO	1:46.36	3.49	90.24	Stoeckli
48	61	511638	TUMLER Thomas	1989	SUI	1:46.41	3.54	91.49	Atomic
49	* 43	103512	FRISCH Jeffrey	1984	CAN	1:46.60	3.73	96.22	Head
50	59	6530104	BENNETT Bryce	1992	USA	1:46.62	3.75	96.72	Fischer
51	41	511529	GISIN Marc	1988	SUI	1:46.65	3.78	97.47	Rossignol
52	66	481327	TRIKHICHEV Pavel	1992	RUS	1:46.76	3.89	100.20	Rossignol
53	47	180570	ROMAR Andreas	1989	FIN	1:46.81	3.94	101.44	Head
54	69	990116	DE ALIPRANDINI Luca	1990	ITA	1:46.86	3.99	102.68	Salomon
55	* 62	110324	VON APPEN Henrik	1994	CHI	1:46.92	4.05	104.17	
56	60	531452	BIESEMEYER Thomas	1989	USA	1:47.06	4.19	107.63	Rossignol
57	44	294277	KLOTZ Siegmur	1987	ITA	1:47.12	4.25	109.11	Nordica
58	* 38	934643	GOLDBERG Jared	1991	USA	1:47.21	4.34	111.32	Head
59	* 28	150398	BANK Ondrej	1980	CZE	1:47.28	4.41	113.05	Nordica
59	2	293141	VARETONI Silvano	1984	ITA	1:47.28	4.41	113.05	Head
61	* 53	511847	MANI Nils	1992	SUI	1:47.33	4.46	114.27	Stoeckli
62	32	103762	WERRY Tyler	1991	CAN	1:47.71	4.84	123.57	Head
63	65	380341	ULLRICH Max	1994	CRO	1:48.11	5.24	133.29	Atomic
64	70	700879	ZAMPA Andreas	1993	SVK	1:48.42	5.55	140.77	Salomon
65	* 20	291459	PARIS Dominik	1989	ITA	1:50.12	7.25	181.05	Nordica

#982 \_\_\_\_\_




**Number of Competitors: 70, Number of NSA: 15**

Rank	Bib	FIS Code	Name	Year of Birth	Nation	Time	Diff.	Dist. (m)	Ski
	45	102271	<b>HUDEC Jan</b>	1981	CAN	DNS			Rossignol
	64	103612	<b>PRIDY Morgan</b>	1990	CAN	DNS			Atomic
	67	534959	<b>JITLOFF Tim</b>	1985	USA	DNS			Stoekli
	68	291318	<b>TONETTI Riccardo</b>	1989	ITA	DNS			Voelkl
	42	202535	<b>DRESSEN Thomas</b>	1993	GER	DNF			Rossignol

Technical Delegate:  
**T. TARIO (CAN) #982**

**LEGEND**  
 \* Potential disqualification    **DNS** Did Not Start    **DNF** Did Not Finish



## AUDI FIS SKI WORLD CUP 2015/16 Beaver Creek (USA)



### 2nd MEN'S DOWNHILL RESULTS TRAINING 2 BY BIB

THU 3 DEC 2015  
Start Time: 10:45

Jury			Technical Data	
<b>TD FIS</b>	T. TARIO	CAN	<b>Course Name</b>	Birds of Prey / Golden Eagle
<b>Referee</b>	M. WALDNER	FIS	<b>Start Altitude</b>	3483 m
<b>Assistant Referee</b>	H. TRINKL	FIS	<b>Finish Altitude</b>	2730 m
<b>Chief of Race</b>	G. JOHNSON	USA	<b>Vertical Drop</b>	753 m
			<b>Course Length</b>	2750 m
			<b>Homologation Number</b>	10665/11/12

#### Race Information

<b>Course Setter</b>	H. TRINKL	FIS		
<b>Number of Gates</b>	37			
<b>Start Time</b>	10:45			
<b>Forerunners</b>	A - A. DVORACEK	USA	D - J. GOWER	GBR
	B - S. MORSE	USA	E - C. WILSON	USA
	C - D. DUFFY	USA	F - F. SZWEBEL	USA

Number of Competitors: 70, Number of NSA: 15

Bib	FIS Code	Name	Year of Birth	Nation	Time	Rank	Ski
1	511352	VILETTA Sandro	1986	SUI	1:45.68	(36)	Salomon
2	293141	VARETONI Silvano	1984	ITA	1:47.28	(59)	Head
3	50753	KROELL Klaus	1980	AUT	1:45.16	(20)	Salomon
4	103271	THOMSEN Benjamin	1987	CAN	1:46.05	(43)	Head
5	533131	SULLIVAN Marco	1980	USA	1:45.50	(30)	Atomic
6	293006	INNERHOFER Christof	1984	ITA	1:45.11	(19)	Rossignol
7	50858	STREITBERGER Georg	1981	AUT	1:46.14	(44)	Head
8	53980	KRIECHMAYR Vincent	1991	AUT	1:45.59	(35)	Fischer
9	511313	JANKA Carlo	1986	SUI	1:45.04	(17)	Rossignol
10	53817	FRANZ Max	1989	AUT	1:44.70	(11)	Atomic
11	51215	BAUMANN Romed	1986	AUT	1:44.78	(13)	Salomon
12	530874	GANONG Travis	1988	USA	1:44.11	(6)	Atomic
13	292455	FILL Peter	1982	ITA	1:43.02	(2)	Atomic
14	533866	NYMAN Steven	1982	USA	1:44.42	(8)	Fischer
15	102263	GUAY Erik	1981	CAN	1:44.47	(9)	Head
16	421483	JANSRUD Kjetil	1985	NOR	1:42.87	(1)	Head
17	50742	REICHELT Hannes	1980	AUT	1:43.38	(3)	Salomon
18	192932	FAYED Guillermo	1985	FRA	1:44.39	(7)	Head
19	53902	MAYER Matthias	1990	AUT	1:43.71	(5)	Head
20	291459	PARIS Dominik	1989	ITA	1:50.12	(65)	Nordica
21	421328	SVINDAL Aksel Lund	1982	NOR	1:43.63	(4)	Head
22	511139	KUENG Patrick	1984	SUI	1:44.96	(15)	Salomon

03-12-2015 / Beaver Creek (USA) / 0200

Page 1/3

Data Processing by LONGINES

www.fis-ski.com

LONGINES Timing

Generation Date: THU 3 DEC 2015

Time: 12:40

Document: 74A 1.0



Number of Competitors: 70, Number of NSA: 15

Bib	FIS Code	Name	Year of Birth	Nation	Time	Rank	Ski
23	192746	THEAUX Adrien	1984	FRA	1:44.59	(10)	Head
24	292514	HEEL Werner	1982	ITA	1:45.54	(33)	Rossignol
25	202059	FERSTL Josef	1988	GER	1:44.71	(12)	Head
26	54005	STRIEDINGER Otmar	1991	AUT	1:45.80	(42)	Rossignol
27	191964	POISSON David	1982	FRA	1:45.40	(26)	Salomon
28	150398	BANK Ondrej	1980	CZE	1:47.28	(59)	Nordica
29	102899	OSBORNE-PARADIS Manuel	1984	CAN	1:45.69	(37)	Rossignol
30	191740	CLAREY Johan	1981	FRA	1:45.50	(30)	Head
31	560447	SPORN Andrej	1981	SLO	1:45.09	(18)	Stoeckli
32	103762	WERRY Tyler	1991	CAN	1:47.71	(62)	Head
33	53933	SCHWEIGER Patrick	1990	AUT	1:45.77	(40)	Salomon
34	530939	WEIBRECHT Andrew	1986	USA	1:45.44	(28)	Head
35	194542	GIRAUD MOINE Valentin	1992	FRA	1:45.49	(29)	Salomon
36	561217	KOSI Klemen	1991	SLO	1:45.29	(22)	Atomic
37	561216	KLINE Bostjan	1991	SLO	1:45.19	(21)	Stoeckli
38	934643	GOLDBERG Jared	1991	USA	1:47.21	(58)	Head
39	200379	SANDER Andreas	1989	GER	1:45.43	(27)	Atomic
40	194298	GIEZENDANNER Blaise	1991	FRA	1:45.32	(23)	Head
41	511529	GISIN Marc	1988	SUI	1:46.65	(51)	Rossignol
42	202535	DRESSEN Thomas	1993	GER	DNF		Rossignol
43	103512	FRISCH Jeffrey	1984	CAN	1:46.60	(49)	Head
44	294277	KLOTZ Siegmar	1987	ITA	1:47.12	(57)	Nordica
45	102271	HUDEC Jan	1981	CAN	DNS		Rossignol
46	561255	CATER Martin	1992	SLO	1:46.36	(47)	Stoeckli
47	180570	ROMAR Andreas	1989	FIN	1:46.81	(53)	Head
48	380292	ZRNCIC DIM Natko	1986	CRO	1:45.69	(37)	Atomic
49	194190	ROGER Brice	1990	FRA	1:45.52	(32)	Rossignol
50	990081	CASSE Mattia	1990	ITA	1:46.24	(46)	Head
51	194167	MUZATON Maxence	1990	FRA	1:45.56	(34)	Rossignol
52	202196	BRANDNER Klaus	1990	GER	1:45.32	(23)	Nordica
53	511847	MANI Nils	1992	SUI	1:47.33	(61)	Stoeckli
54	293550	MARSAGLIA Matteo	1985	ITA	1:45.39	(25)	Rossignol
55	422139	KILDE Aleksander Aamodt	1992	NOR	1:44.78	(13)	Atomic
56	561067	PERKO Rok	1985	SLO	1:45.73	(39)	Stoeckli
57	511808	SCHMED Fernando	1991	SUI	1:45.78	(41)	Salomon
58	51332	SCHEIBER Florian	1987	AUT	1:46.22	(45)	Rossignol
59	6530104	BENNETT Bryce	1992	USA	1:46.62	(50)	Fischer
60	531452	BIESEMEYER Thomas	1989	USA	1:47.06	(56)	Rossignol
61	511638	TUMLER Thomas	1989	SUI	1:46.41	(48)	Atomic
62	110324	VON APPEN Henrik	1994	CHI	1:46.92	(55)	
63	192504	MERMILLOD BLONDIN Thomas	1984	FRA	1:44.98	(16)	Rossignol
64	103612	PRIDY Morgan	1990	CAN	DNS		Atomic
65	380341	ULLRICH Max	1994	CRO	1:48.11	(63)	Atomic
66	481327	TRIKHICHEV Pavel	1992	RUS	1:46.76	(52)	Rossignol
67	534959	JITLOFF Tim	1985	USA	DNS		Stoeckli
68	291318	TONETTI Riccardo	1989	ITA	DNS		Voelkl
69	990116	DE ALIPRANDINI Luca	1990	ITA	1:46.86	(54)	Salomon

03-12-2015 / Beaver Creek (USA) / 0200

Page 2/3

Data Processing by LONGINES

www.fis-ski.com

LONGINES Timing

Generation Date: THU 3 DEC 2015

Time: 12:40

Document: 74A 1.0





Number of Competitors: 70, Number of NSA: 15

Bib	FIS Code	Name	Year of Birth	Nation	Time	Rank	Ski
70	700879	ZAMPA Andreas	1993	SVK	1:48.42	(64)	Salomon

**LEGEND**  
**DNF** Did Not Finish    **DNS** Did Not Start

03-12-2015 / Beaver Creek (USA) / 0200

Page 3/3

Data Processing by LONGINES

www.fis-ski.com


LONGINES Timing

Generation Date: THU 3 DEC 2015

Time: 12:40

Document: 74A 1.0





# AUDI FIS SKI WORLD CUP 2015/16 Beaver Creek (USA)



2nd MEN'S DOWNHILL

THU 3 DEC 2015

## PERFORMANCE ANALYSIS 1 TRAINING 2

Number of Competitors: 65

Rank	Bib	Name	Nation	Positions			Partials			Difference		Speed							
				Pos.	Time	Rank	Pos.	Time	Rank	Time	Dist(m)	Pos.	Km/h	Rank					
1	16	JANSRUD Kjetil	NOR	Int1: 27.59 (1)	Int2: 53.26 (1)	Int3: 1:11.98 (1)	Int4: 1:26.22 (1)	Fin: 1:42.87 (1)	I1-I2: 25.67 (1)	I2-I3: 18.72 (1)	I3-I4: 14.24 (10)	I4-Fin: 16.65 (7)	0.00	0.00	Sp1: 92.12 (2)	Sp2: 123.40 (2)	Sp3: 117.08 (41)	Sp4: 115.40 (16)	Avg.: 96.24
2	13	FILL Peter	ITA	Int1: 27.74 (7)	Int2: 53.56 (2)	Int3: 1:12.35 (2)	Int4: 1:26.45 (2)	Fin: 1:43.02 (2)	I1-I2: 25.82 (2)	I2-I3: 18.79 (3)	I3-I4: 14.10 (1)	I4-Fin: 16.57 (5)	0.15	4.00	Sp1: 91.46 (9)	Sp2: 123.00 (5)	Sp3: 118.75 (17)	Sp4: 115.90 (10)	Avg.: 96.10
3	17	REICHELTH Hannes	AUT	Int1: 27.72 (5)	Int2: 53.73 (3)	Int3: 1:12.55 (3)	Int4: 1:26.69 (3)	Fin: 1:43.38 (3)	I1-I2: 26.01 (3)	I2-I3: 18.82 (4)	I3-I4: 14.14 (4)	I4-Fin: 16.69 (10)	0.13	13.57	Sp1: 91.93 (3)	Sp2: 121.90 (10)	Sp3: 117.21 (39)	Sp4: 113.40 (36)	Avg.: 95.76
4	21	SVINDAL Aksel Lund	NOR	Int1: 27.73 (6)	Int2: 53.94 (5)	Int3: 1:12.87 (5)	Int4: 1:27.16 (6)	Fin: 1:43.63 (4)	I1-I2: 26.21 (7)	I2-I3: 18.93 (7)	I3-I4: 14.29 (16)	I4-Fin: 16.47 (3)	0.14	20.17	Sp1: 91.86 (5)	Sp2: 122.50 (9)	Sp3: 118.90 (14)	Sp4: 112.40 (45)	Avg.: 95.53
5	19	MAYER Matthias	AUT	Int1: 27.96 (21)	Int2: 54.18 (8)	Int3: 1:12.94 (6)	Int4: 1:27.05 (4)	Fin: 1:43.71 (5)	I1-I2: 26.22 (8)	I2-I3: 18.76 (2)	I3-I4: 14.11 (2)	I4-Fin: 16.66 (9)	0.37	22.27	Sp1: 91.13 (13)	Sp2: 121.70 (12)	Sp3: 118.59 (19)	Sp4: 115.50 (14)	Avg.: 95.46
6	12	GANONG Travis	USA	Int1: 27.80 (8)	Int2: 54.11 (6)	Int3: 1:13.45 (9)	Int4: 1:27.65 (8)	Fin: 1:44.11 (6)	I1-I2: 26.31 (11)	I2-I3: 19.34 (41)	I3-I4: 14.20 (6)	I4-Fin: 16.46 (2)	0.21	32.75	Sp1: 90.97 (14)	Sp2: 113.70 (65)	Sp3: 119.15 (9)	Sp4: 117.00 (2)	Avg.: 95.09
7	18	FAYED Guillermo	FRA	Int1: 27.83 (10)	Int2: 53.87 (4)	Int3: 1:12.75 (4)	Int4: 1:27.08 (5)	Fin: 1:44.39 (7)	I1-I2: 26.04 (4)	I2-I3: 18.88 (6)	I3-I4: 14.33 (19)	I4-Fin: 17.31 (60)	0.24	40.04	Sp1: 89.57 (31)	Sp2: 124.10 (1)	Sp3: 118.42 (22)	Sp4: 116.40 (5)	Avg.: 94.84
8	14	NYMAN Steven	USA	Int1: 27.69 (4)	Int2: 54.22 (9)	Int3: 1:13.27 (7)	Int4: 1:27.40 (7)	Fin: 1:44.42 (8)	I1-I2: 26.53 (16)	I2-I3: 19.05 (11)	I3-I4: 14.13 (3)	I4-Fin: 17.02 (38)	0.10	40.82	Sp1: 92.79 (1)	Sp2: 119.70 (25)	Sp3: 120.93 (1)	Sp4: 116.60 (4)	Avg.: 94.81



### PERFORMANCE ANALYSIS 1 TRAINING 2

Number of Competitors: 65


Rank	Bib	Name	Nation	Positions			Partials			Difference		Speed									
				Pos.	Time	Rank	Pos.	Time	Rank	Time	Dist(m)	Pos.	Km/h	Rank							
9	15	GUAY Erik	CAN	Int1: 27.60 (2)	Int2: 54.43 (13)	Int3: 1:13.57 (12)	I1-I2: 26.83 (38)	I2-I3: 19.14 (19)	I3-I4: 14.17 (5)	I4-Fin: 16.73 (14)	0.01	1.17	1.59	1.52	1.60	42.12	Sp1: 91.67 (6)	Sp2: 120.40 (20)	Sp3: 119.49 (6)	Sp4: 117.00 (2)	Avg.: 94.76
10	23	THEAUX Adrien	FRA	Int1: 28.19 (38)	Int2: 54.49 (16)	Int3: 1:13.58 (13)	I1-I2: 26.30 (10)	I2-I3: 19.09 (14)	I3-I4: 14.25 (12)	I4-Fin: 16.76 (16)	0.60	1.23	1.60	1.61	1.72	45.22	Sp1: 88.62 (43)	Sp2: 118.00 (47)	Sp3: 118.43 (21)	Sp4: 111.50 (51)	Avg.: 94.66
11	10	FRANZ Max	AUT	Int1: 27.89 (14)	Int2: 54.15 (7)	Int3: 1:13.37 (8)	I1-I2: 26.26 (9)	I2-I3: 19.22 (30)	I3-I4: 14.52 (30)	I4-Fin: 16.81 (20)	0.30	0.89	1.39	1.67	1.83	48.07	Sp1: 91.90 (4)	Sp2: 119.70 (25)	Sp3: 118.01 (30)	Sp4: 113.60 (33)	Avg.: 94.56
12	25	FERSTL Josef	GER	Int1: 28.26 (44)	Int2: 54.85 (30)	Int3: 1:13.92 (22)	I1-I2: 26.59 (19)	I2-I3: 19.07 (12)	I3-I4: 14.27 (15)	I4-Fin: 16.52 (4)	0.67	1.59	1.94	1.97	1.84	48.32	Sp1: 86.84 (62)	Sp2: 121.10 (13)	Sp3: 119.09 (10)	Sp4: 115.10 (19)	Avg.: 94.55
13	55	KILDE Aleksander Aamodt	NOR	Int1: 27.81 (9)	Int2: 54.41 (12)	Int3: 1:13.79 (20)	I1-I2: 26.60 (21)	I2-I3: 19.38 (43)	I3-I4: 14.55 (34)	I4-Fin: 16.44 (1)	0.22	1.15	1.81	2.12	1.91	50.13	Sp1: 89.14 (37)	Sp2: 118.50 (39)	Sp3: 119.79 (4)	Sp4: 120.20 (1)	Avg.: 94.48
13	11	BAUMANN Romed	AUT	Int1: 27.84 (12)	Int2: 54.30 (10)	Int3: 1:13.48 (10)	I1-I2: 26.46 (15)	I2-I3: 19.18 (24)	I3-I4: 14.39 (25)	I4-Fin: 16.91 (30)	0.25	1.04	1.50	1.65	1.91	50.13	Sp1: 91.38 (10)	Sp2: 120.80 (16)	Sp3: 117.49 (35)	Sp4: 109.80 (59)	Avg.: 94.48
15	22	KUENG Patrick	SUI	Int1: 27.91 (16)	Int2: 54.90 (32)	Int3: 1:14.00 (26)	I1-I2: 26.99 (42)	I2-I3: 19.10 (15)	I3-I4: 14.24 (10)	I4-Fin: 16.72 (13)	0.32	1.64	2.02	2.02	2.09	54.76	Sp1: 89.49 (32)	Sp2: 120.60 (18)	Sp3: 118.42 (22)	Sp4: 115.80 (11)	Avg.: 94.32
16	63	MERMILLOD BLONDIN T.	FRA	Int1: 27.88 (13)	Int2: 54.47 (15)	Int3: 1:13.62 (14)	I1-I2: 26.59 (19)	I2-I3: 19.15 (21)	I3-I4: 14.53 (31)	I4-Fin: 16.83 (22)	0.29	1.21	1.64	1.93	2.11	55.27	Sp1: 90.78 (17)	Sp2: 117.50 (54)	Sp3: 118.66 (18)	Sp4: 116.30 (7)	Avg.: 94.30
17	9	JANKA Carlo	SUI	Int1: 27.94 (18)	Int2: 54.35 (11)	Int3: 1:13.74 (19)	I1-I2: 26.41 (12)	I2-I3: 19.39 (45)	I3-I4: 14.50 (29)	I4-Fin: 16.80 (19)	0.35	1.09	1.76	2.02	2.17	56.81	Sp1: 90.83 (16)	Sp2: 121.80 (11)	Sp3: 117.96 (32)	Sp4: 115.20 (18)	Avg.: 94.25
18	31	SPORN Andrej	SLO	Int1: 27.96 (21)	Int2: 54.61 (19)	Int3: 1:13.69 (17)	I1-I2: 26.65 (27)	I2-I3: 19.08 (13)	I3-I4: 14.25 (12)	I4-Fin: 17.15 (51)	0.37	1.35	1.71	1.72	2.22	58.09	Sp1: 88.63 (42)	Sp2: 120.90 (14)	Sp3: 117.07 (42)	Sp4: 108.20 (62)	Avg.: 94.20



### PERFORMANCE ANALYSIS 1 TRAINING 2

Number of Competitors: 65

Rank	Bib	Name	Nation	Positions			Partials			Difference		Speed									
				Pos.	Time	Rank	Pos.	Time	Rank	Time	Dist(m)	Pos.	Km/h	Rank							
19	6	INNERHOFER Christof	ITA	Int1: 28.49 (62)	Int2: 54.67 (22)	Int3: 1:13.63 (15)	I1-I2: 26.18 (6)	I2-I3: 18.96 (10)	I3-I4: 14.55 (34)	I4-Fin: 16.93 (32)	0.90	1.41	1.65	1.96	2.24	58.61	Sp1: 88.98 (38)	Sp2: 122.60 (8)	Sp3: 116.30 (53)	Sp4: 113.80 (32)	Avg.: 94.19
20	3	KROELL Klaus	AUT	Int1: 28.28 (47)	Int2: 55.01 (43)	Int3: 1:13.95 (24)	I1-I2: 26.73 (32)	I2-I3: 18.94 (9)	I3-I4: 14.33 (19)	I4-Fin: 16.88 (26)	0.69	1.75	1.97	2.06	2.29	59.88	Sp1: 87.48 (56)	Sp2: 122.70 (7)	Sp3: 119.96 (2)	Sp4: 112.20 (47)	Avg.: 94.14
21	37	KLINE Bostjan	SLO	Int1: 27.90 (15)	Int2: 54.50 (17)	Int3: 1:13.69 (17)	I1-I2: 26.60 (21)	I2-I3: 19.19 (28)	I3-I4: 14.29 (16)	I4-Fin: 17.21 (55)	0.31	1.24	1.71	1.76	2.32	60.65	Sp1: 91.19 (12)	Sp2: 120.80 (16)	Sp3: 117.98 (31)	Sp4: 112.30 (46)	Avg.: 94.12
22	36	KOSI Klemen	SLO	Int1: 28.20 (42)	Int2: 54.90 (32)	Int3: 1:14.31 (40)	I1-I2: 26.70 (29)	I2-I3: 19.41 (50)	I3-I4: 14.21 (8)	I4-Fin: 16.77 (17)	0.61	1.64	2.33	2.30	2.42	63.21	Sp1: 89.43 (33)	Sp2: 118.50 (39)	Sp3: 118.88 (15)	Sp4: 116.40 (5)	Avg.: 94.03
23	52	BRANDNER Klaus	GER	Int1: 27.83 (10)	Int2: 54.54 (18)	Int3: 1:13.66 (16)	I1-I2: 26.71 (31)	I2-I3: 19.12 (16)	I3-I4: 14.62 (41)	I4-Fin: 17.04 (40)	0.24	1.28	1.68	2.06	2.45	63.97	Sp1: 89.89 (28)	Sp2: 123.10 (3)	Sp3: 118.12 (27)	Sp4: 114.20 (29)	Avg.: 94.00
23	40	GIEZENDANNER Blaise	FRA	Int1: 27.98 (25)	Int2: 55.00 (42)	Int3: 1:14.21 (34)	I1-I2: 27.02 (45)	I2-I3: 19.21 (29)	I3-I4: 14.34 (21)	I4-Fin: 16.77 (17)	0.39	1.74	2.23	2.33	2.45	63.97	Sp1: 90.58 (18)	Sp2: 116.80 (57)	Sp3: 119.63 (5)	Sp4: 115.10 (19)	Avg.: 94.00
25	54	MARSAGLIA Matteo	ITA	Int1: 28.30 (48)	Int2: 54.74 (24)	Int3: 1:14.00 (26)	I1-I2: 26.44 (13)	I2-I3: 19.26 (34)	I3-I4: 14.68 (49)	I4-Fin: 16.71 (11)	0.71	1.48	2.02	2.46	2.52	65.76	Sp1: 88.67 (41)	Sp2: 118.50 (39)	Sp3: 118.28 (25)	Sp4: 114.90 (21)	Avg.: 93.94
26	27	POISSON David	FRA	Int1: 28.39 (55)	Int2: 55.45 (55)	Int3: 1:14.30 (39)	I1-I2: 27.06 (48)	I2-I3: 18.85 (5)	I3-I4: 14.46 (28)	I4-Fin: 16.64 (6)	0.80	2.19	2.32	2.54	2.53	66.01	Sp1: 88.32 (46)	Sp2: 123.10 (3)	Sp3: 117.45 (37)	Sp4: 115.80 (11)	Avg.: 93.93
27	39	SANDER Andreas	GER	Int1: 28.01 (26)	Int2: 55.20 (48)	Int3: 1:14.35 (42)	I1-I2: 27.19 (55)	I2-I3: 19.15 (21)	I3-I4: 14.34 (21)	I4-Fin: 16.74 (15)	0.42	1.94	2.37	2.47	2.56	66.77	Sp1: 90.96 (15)	Sp2: 117.70 (51)	Sp3: 118.79 (16)	Sp4: 115.70 (13)	Avg.: 93.90
28	34	WEIBRECHT Andrew	USA	Int1: 28.38 (53)	Int2: 54.83 (29)	Int3: 1:14.00 (26)	I1-I2: 26.45 (14)	I2-I3: 19.17 (23)	I3-I4: 14.60 (39)	I4-Fin: 16.84 (24)	0.79	1.57	2.02	2.38	2.57	67.03	Sp1: 87.26 (58)	Sp2: 119.30 (31)	Sp3: 116.43 (49)	Sp4: 113.00 (42)	Avg.: 93.89





### PERFORMANCE ANALYSIS 1 TRAINING 2

Number of Competitors: 65

Rank	Bib	Name	Nation	Positions			Partials			Difference		Speed												
				Pos.	Time	Rank	Pos.	Time	Rank	Time	Dist(m)	Pos.	Km/h	Rank										
29	35	GIRAUD MOINE Valentin	FRA	Int1: 28.13 (35)	Int2: 55.34 (51)	Int3: 1:14.52 (48)	Int4: 1:28.84 (40)	Fin: 1:45.49 (29)	I1-I2: 27.21 (56)	I2-I3: 19.18 (24)	I3-I4: 14.32 (18)	I4-Fin: 16.65 (7)	0.54	68.30	2.08	2.54	2.62	2.62	Sp1: 91.59 (7)	Sp2: 119.10 (34)	Sp3: 119.87 (3)	Sp4: 114.20 (29)	Avg.: 93.85	
30	30	CLAREY Johan	FRA	Int1: 28.45 (60)	Int2: 55.22 (50)	Int3: 1:14.40 (46)	Int4: 1:28.62 (30)	Fin: 1:45.50 (30)	I1-I2: 26.77 (33)	I2-I3: 19.18 (24)	I3-I4: 14.22 (9)	I4-Fin: 16.88 (26)	0.86	68.55	1.96	2.42	2.40	2.63	0.86	Sp1: 88.51 (44)	Sp2: 119.10 (34)	Sp3: 118.95 (13)	Sp4: 114.50 (26)	Avg.: 93.84
30	5	SULLIVAN Marco	USA	Int1: 28.04 (31)	Int2: 55.08 (45)	Int3: 1:14.39 (45)	Int4: 1:28.59 (27)	Fin: 1:45.50 (30)	I1-I2: 27.04 (47)	I2-I3: 19.31 (40)	I3-I4: 14.20 (6)	I4-Fin: 16.91 (30)	0.45	68.55	1.82	2.41	2.37	2.63	0.45	Sp1: 90.23 (21)	Sp2: 120.90 (14)	Sp3: 116.39 (51)	Sp4: 113.60 (33)	Avg.: 93.84
32	49	ROGER Brice	FRA	Int1: 28.19 (38)	Int2: 54.80 (26)	Int3: 1:13.98 (25)	Int4: 1:28.62 (30)	Fin: 1:45.52 (32)	I1-I2: 26.61 (23)	I2-I3: 19.18 (24)	I3-I4: 14.64 (46)	I4-Fin: 16.90 (28)	0.60	69.06	1.54	2.00	2.40	2.65	0.60	Sp1: 88.83 (40)	Sp2: 119.70 (25)	Sp3: 118.04 (28)	Sp4: 114.50 (26)	Avg.: 93.82
33	24	HEEL Werner	ITA	Int1: 27.94 (18)	Int2: 54.89 (31)	Int3: 1:14.12 (32)	Int4: 1:28.51 (23)	Fin: 1:45.54 (33)	I1-I2: 26.95 (41)	I2-I3: 19.23 (31)	I3-I4: 14.39 (25)	I4-Fin: 17.03 (39)	0.35	69.57	1.63	2.14	2.29	2.67	0.35	Sp1: 90.38 (20)	Sp2: 119.80 (24)	Sp3: 118.58 (20)	Sp4: 116.00 (9)	Avg.: 93.80
34	51	MUZATON Maxence	FRA	Int1: 28.26 (44)	Int2: 54.96 (39)	Int3: 1:14.10 (31)	Int4: 1:28.69 (36)	Fin: 1:45.56 (34)	I1-I2: 26.70 (29)	I2-I3: 19.14 (19)	I3-I4: 14.59 (37)	I4-Fin: 16.87 (25)	0.67	70.08	1.70	2.12	2.47	2.69	0.67	Sp1: 88.18 (48)	Sp2: 120.50 (19)	Sp3: 116.94 (43)	Sp4: 114.90 (21)	Avg.: 93.79
35	8	KRIECHMAYR Vincent	AUT	Int1: 28.39 (55)	Int2: 54.92 (35)	Int3: 1:14.22 (35)	Int4: 1:28.88 (41)	Fin: 1:45.59 (35)	I1-I2: 26.53 (16)	I2-I3: 19.30 (39)	I3-I4: 14.66 (47)	I4-Fin: 16.71 (11)	0.80	70.84	1.66	2.24	2.66	2.72	0.80	Sp1: 89.41 (34)	Sp2: 116.70 (58)	Sp3: 115.94 (56)	Sp4: 111.30 (54)	Avg.: 93.76
36	1	VILETTA Sandro	SUI	Int1: 28.31 (49)	Int2: 54.43 (13)	Int3: 1:13.82 (21)	Int4: 1:28.62 (30)	Fin: 1:45.68 (36)	I1-I2: 26.12 (5)	I2-I3: 19.39 (45)	I3-I4: 14.80 (53)	I4-Fin: 17.06 (42)	0.72	73.12	1.17	1.84	2.40	2.81	0.72	Sp1: 89.21 (36)	Sp2: 119.30 (31)	Sp3: 116.03 (54)	Sp4: 113.20 (40)	Avg.: 93.68
37	48	ZRNCIC DIM Natko	CRO	Int1: 28.08 (34)	Int2: 54.61 (19)	Int3: 1:13.54 (11)	Int4: 1:28.68 (34)	Fin: 1:45.69 (37)	I1-I2: 26.53 (16)	I2-I3: 18.93 (7)	I3-I4: 15.14 (63)	I4-Fin: 17.01 (35)	0.49	73.37	1.35	1.56	2.46	2.82	0.49	Sp1: 89.85 (30)	Sp2: 120.00 (23)	Sp3: 115.29 (59)	Sp4: 111.00 (55)	Avg.: 93.67
37	29	OSBORNE-PARADIS Manuel	CAN	Int1: 27.96 (21)	Int2: 54.95 (37)	Int3: 1:14.53 (51)	Int4: 1:28.88 (41)	Fin: 1:45.69 (37)	I1-I2: 26.99 (42)	I2-I3: 19.58 (58)	I3-I4: 14.35 (24)	I4-Fin: 16.81 (20)	0.37	73.37	1.69	2.55	2.66	2.82	0.37	Sp1: 89.89 (28)	Sp2: 114.70 (64)	Sp3: 118.29 (24)	Sp4: 114.50 (26)	Avg.: 93.67



### PERFORMANCE ANALYSIS 1 TRAINING 2

Number of Competitors: 65

Rank	Bib	Name	Nation	Positions			Partials			Difference		Speed		
				Pos.	Time	Rank	Pos.	Time	Rank	Time	Dist(m)	Pos.	Km/h	Rank
39	56	PERKO Rok	SLO	Int1: 27.62 (3)			I1-I2: 27.15 (54)			0.03		Sp1: 90.11 (23)		
				Int2: 54.77 (25)			I2-I3: 19.27 (35)			1.51		Sp2: 119.60 (29)		
				Int3: 1:14.04 (29)			I3-I4: 14.57 (36)			2.06		Sp3: 119.38 (7)		
				Int4: 1:28.61 (29)			I4-Fin: 17.12 (47)			2.39		Sp4: 115.30 (17)		
				Fin: 1:45.73 (39)						2.86	74.39	Avg.: 93.63		
40	33	SCHWEIGER Patrick	AUT	Int1: 28.35 (52)			I1-I2: 27.01 (44)			0.76		Sp1: 89.95 (27)		
				Int2: 55.36 (52)			I2-I3: 19.12 (16)			2.10		Sp2: 117.90 (48)		
				Int3: 1:14.48 (47)			I3-I4: 14.25 (12)			2.50		Sp3: 119.07 (12)		
				Int4: 1:28.73 (38)			I4-Fin: 17.04 (40)			2.51		Sp4: 113.40 (36)		
				Fin: 1:45.77 (40)						2.90	75.40	Avg.: 93.60		
41	57	SCHMED Fernando	SUI	Int1: 28.19 (38)			I1-I2: 26.61 (23)			0.60		Sp1: 88.32 (46)		
				Int2: 54.80 (26)			I2-I3: 19.24 (32)			1.54		Sp2: 118.30 (44)		
				Int3: 1:14.04 (29)			I3-I4: 14.62 (41)			2.06		Sp3: 117.92 (33)		
				Int4: 1:28.66 (33)			I4-Fin: 17.12 (47)			2.44		Sp4: 113.10 (41)		
				Fin: 1:45.78 (41)						2.91	75.65	Avg.: 93.59		
42	26	STRIEDINGER Otmar	AUT	Int1: 28.14 (36)			I1-I2: 26.81 (36)			0.55		Sp1: 87.99 (49)		
				Int2: 54.95 (37)			I2-I3: 19.39 (45)			1.69		Sp2: 120.20 (21)		
				Int3: 1:14.34 (41)			I3-I4: 14.63 (44)			2.36		Sp3: 116.77 (45)		
				Int4: 1:28.97 (45)			I4-Fin: 16.83 (22)			2.75		Sp4: 111.50 (51)		
				Fin: 1:45.80 (42)						2.93	76.16	Avg.: 93.57		
43	4	THOMSEN Benjamin	CAN	Int1: 28.03 (29)			I1-I2: 27.09 (51)			0.44		Sp1: 89.99 (25)		
				Int2: 55.12 (47)			I2-I3: 19.40 (48)			1.86		Sp2: 117.10 (55)		
				Int3: 1:14.52 (48)			I3-I4: 14.63 (44)			2.54		Sp3: 117.82 (34)		
				Int4: 1:29.15 (47)			I4-Fin: 16.90 (28)			2.93		Sp4: 116.10 (8)		
				Fin: 1:46.05 (43)						3.18	82.46	Avg.: 93.35		
44	7	STREITBERGER Georg	AUT	Int1: 28.31 (49)			I1-I2: 26.63 (26)			0.72		Sp1: 90.08 (24)		
				Int2: 54.94 (36)			I2-I3: 19.29 (36)			1.68		Sp2: 119.20 (33)		
				Int3: 1:14.23 (37)			I3-I4: 14.73 (52)			2.25		Sp3: 116.49 (48)		
				Int4: 1:28.96 (44)			I4-Fin: 17.18 (53)			2.74		Sp4: 103.70 (64)		
				Fin: 1:46.14 (44)						3.27	84.72	Avg.: 93.27		
45	58	SCHEIBER Florian	AUT	Int1: 27.93 (17)			I1-I2: 27.03 (46)			0.34		Sp1: 89.98 (26)		
				Int2: 54.96 (39)			I2-I3: 19.29 (36)			1.70		Sp2: 118.90 (36)		
				Int3: 1:14.25 (38)			I3-I4: 15.00 (60)			2.27		Sp3: 116.36 (52)		
				Int4: 1:29.25 (49)			I4-Fin: 16.97 (33)			3.03		Sp4: 110.60 (58)		
				Fin: 1:46.22 (45)						3.35	86.73	Avg.: 93.20		
46	50	CASSE Mattia	ITA	Int1: 28.19 (38)			I1-I2: 26.80 (35)			0.60		Sp1: 87.87 (52)		
				Int2: 54.99 (41)			I2-I3: 19.38 (43)			1.73		Sp2: 117.80 (50)		
				Int3: 1:14.37 (44)			I3-I4: 14.87 (56)			2.39		Sp3: 117.11 (40)		
				Int4: 1:29.24 (48)			I4-Fin: 17.00 (34)			3.02		Sp4: 114.80 (23)		
				Fin: 1:46.24 (46)						3.37	87.23	Avg.: 93.19		
47	46	CATER Martin	SLO	Int1: 28.01 (26)			I1-I2: 26.66 (28)			0.42		Sp1: 90.19 (22)		
				Int2: 54.67 (22)			I2-I3: 19.50 (55)			1.41		Sp2: 118.30 (44)		
				Int3: 1:14.17 (33)			I3-I4: 14.96 (58)			2.19		Sp3: 114.83 (63)		
				Int4: 1:29.13 (46)			I4-Fin: 17.23 (58)			2.91		Sp4: 109.00 (60)		
				Fin: 1:46.36 (47)						3.49	90.24	Avg.: 93.08		
48	61	TUMLER Thomas	SUI	Int1: 28.26 (44)			I1-I2: 26.82 (37)			0.67		Sp1: 86.82 (63)		
				Int2: 55.08 (45)			I2-I3: 19.44 (52)			1.82		Sp2: 117.90 (48)		
				Int3: 1:14.52 (48)			I3-I4: 14.80 (53)			2.54		Sp3: 115.25 (61)		
				Int4: 1:29.32 (50)			I4-Fin: 17.09 (44)			3.10		Sp4: 110.90 (56)		
				Fin: 1:46.41 (48)						3.54	91.49	Avg.: 93.04		



### PERFORMANCE ANALYSIS 1 TRAINING 2

Number of Competitors: 65

Rank	Bib	Name	Nation	Positions			Partials			Difference		Speed									
				Pos.	Time	Rank	Pos.	Time	Rank	Time	Dist(m)	Pos.	Km/h	Rank							
49	43	FRISCH Jeffrey	CAN	Int1: 28.06 (33)	Int2: 54.91 (34)	Int3: 1:14.35 (42)	I1-I2: 26.85 (39)	I2-I3: 19.44 (52)	I3-I4: 14.60 (39)	I4-Fin: 17.65 (62)	0.47	1.65	2.37	2.73	3.73	96.22	Sp1: 90.49 (19)	Sp2: 118.50 (39)	Sp3: 117.48 (36)	Sp4: 112.20 (47)	Avg.: 92.87
50	59	BENNETT Bryce	USA	Int1: 28.33 (51)	Int2: 55.43 (54)	Int3: 1:14.98 (56)	I1-I2: 27.10 (52)	I2-I3: 19.55 (57)	I3-I4: 14.43 (27)	I4-Fin: 17.21 (55)	0.74	2.17	3.00	3.19	3.75	96.72	Sp1: 88.33 (45)	Sp2: 118.10 (46)	Sp3: 118.27 (26)	Sp4: 113.40 (36)	Avg.: 92.85
51	41	GISIN Marc	SUI	Int1: 27.97 (24)	Int2: 55.04 (44)	Int3: 1:14.53 (51)	I1-I2: 27.07 (50)	I2-I3: 19.49 (54)	I3-I4: 15.04 (61)	I4-Fin: 17.08 (43)	0.38	1.78	2.55	3.35	3.78	97.47	Sp1: 87.89 (51)	Sp2: 117.00 (56)	Sp3: 116.55 (47)	Sp4: 111.70 (49)	Avg.: 92.83
52	66	TRIKHICHEV Pavel	RUS	Int1: 28.14 (36)	Int2: 55.20 (48)	Int3: 1:14.93 (54)	I1-I2: 27.06 (48)	I2-I3: 19.73 (62)	I3-I4: 14.66 (47)	I4-Fin: 17.17 (52)	0.55	1.94	2.95	3.37	3.89	100.20	Sp1: 86.82 (63)	Sp2: 115.80 (61)	Sp3: 115.14 (62)	Sp4: 110.80 (57)	Avg.: 92.73
53	47	ROMAR Andreas	FIN	Int1: 28.03 (29)	Int2: 55.60 (58)	Int3: 1:14.95 (55)	I1-I2: 27.57 (62)	I2-I3: 19.35 (42)	I3-I4: 14.85 (55)	I4-Fin: 17.01 (35)	0.44	2.34	2.97	3.58	3.94	101.44	Sp1: 88.98 (38)	Sp2: 117.60 (52)	Sp3: 115.54 (58)	Sp4: 111.40 (53)	Avg.: 92.69
54	69	DE ALIPRANDINI Luca	ITA	Int1: 28.38 (53)	Int2: 55.66 (60)	Int3: 1:14.91 (53)	I1-I2: 27.28 (59)	I2-I3: 19.25 (33)	I3-I4: 14.72 (51)	I4-Fin: 17.23 (58)	0.79	2.40	2.93	3.41	3.99	102.68	Sp1: 87.11 (59)	Sp2: 120.20 (21)	Sp3: 114.50 (64)	Sp4: 108.40 (61)	Avg.: 92.64
55	62	VON APPEN Henrik	CHI	Int1: 28.55 (63)	Int2: 55.40 (53)	Int3: 1:15.10 (58)	I1-I2: 26.85 (39)	I2-I3: 19.70 (60)	I3-I4: 14.69 (50)	I4-Fin: 17.13 (49)	0.96	2.14	3.12	3.57	4.05	104.17	Sp1: 87.44 (57)	Sp2: 115.60 (62)	Sp3: 118.03 (29)	Sp4: 113.60 (33)	Avg.: 92.59
56	60	BIESEMEYER Thomas	USA	Int1: 28.41 (59)	Int2: 55.55 (57)	Int3: 1:15.26 (61)	I1-I2: 27.14 (53)	I2-I3: 19.71 (61)	I3-I4: 14.62 (41)	I4-Fin: 17.18 (53)	0.82	2.29	3.28	3.66	4.19	107.63	Sp1: 87.58 (55)	Sp2: 116.40 (59)	Sp3: 117.41 (38)	Sp4: 114.70 (25)	Avg.: 92.47
57	44	KLOTZ Siegmund	ITA	Int1: 28.40 (58)	Int2: 55.61 (59)	Int3: 1:15.02 (57)	I1-I2: 27.21 (56)	I2-I3: 19.41 (50)	I3-I4: 14.89 (57)	I4-Fin: 17.21 (55)	0.81	2.35	3.04	3.69	4.25	109.11	Sp1: 89.23 (35)	Sp2: 118.80 (38)	Sp3: 116.42 (50)	Sp4: 111.70 (49)	Avg.: 92.42
58	38	GOLDBERG Jared	USA	Int1: 28.02 (28)	Int2: 54.63 (21)	Int3: 1:13.92 (22)	I1-I2: 26.61 (23)	I2-I3: 19.29 (36)	I3-I4: 15.55 (64)	I4-Fin: 17.74 (63)	0.43	1.37	1.94	3.25	4.34	111.32	Sp1: 87.73 (54)	Sp2: 118.90 (36)	Sp3: 109.18 (65)	Sp4: 105.10 (63)	Avg.: 92.34



**PERFORMANCE ANALYSIS 1 TRAINING 2**

Number of Competitors: 65

Rank	Bib	Name	Nation	Positions			Partials			Difference		Speed					
				Pos.	Time	Rank	Pos.	Time	Rank	Time	Dist(m)	Pos.	Km/h	Rank			
59	28	BANK Ondrej	CZE	Int1: 28.04 (31)	Int2: 54.82 (28)	Int3: 1:14.22 (35)	I1-I2: 26.78 (34)	I2-I3: 19.40 (48)	I3-I4: 14.34 (21)	I4-Fin: 18.72 (64)	0.45	113.05	Sp1: 91.22 (11)	Sp2: 118.50 (39)	Sp3: 116.60 (46)	Sp4: 114.80 (23)	Avg.: 92.28
59	2	VARETTONI Silvano	ITA	Int1: 28.46 (61)	Int2: 56.18 (63)	Int3: 1:15.68 (62)	I1-I2: 27.72 (63)	I2-I3: 19.50 (55)	I3-I4: 14.59 (37)	I4-Fin: 17.01 (35)	0.87	113.05	Sp1: 87.99 (49)	Sp2: 119.40 (30)	Sp3: 116.92 (44)	Sp4: 113.30 (39)	Avg.: 92.28
61	53	MANI Nils	SUI	Int1: 28.20 (42)	Int2: 55.46 (56)	Int3: 1:15.13 (59)	I1-I2: 27.26 (58)	I2-I3: 19.67 (59)	I3-I4: 15.06 (62)	I4-Fin: 17.14 (50)	0.61	114.27	Sp1: 87.79 (53)	Sp2: 119.70 (25)	Sp3: 115.88 (57)	Sp4: 114.20 (29)	Avg.: 92.24
62	32	WERRY Tyler	CAN	Int1: 28.39 (55)	Int2: 56.19 (64)	Int3: 1:16.06 (63)	I1-I2: 27.80 (64)	I2-I3: 19.87 (63)	I3-I4: 14.54 (33)	I4-Fin: 17.11 (46)	0.80	123.57	Sp1: 86.99 (61)	Sp2: 116.10 (60)	Sp3: 119.31 (8)	Sp4: 115.50 (14)	Avg.: 91.91
63	65	ULLRICH Max	CRO	Int1: 28.55 (63)	Int2: 55.97 (61)	Int3: 1:30.59 (63)	I1-I2: 27.42 (61)	I2-I3: 17.52 (61)	I3-I4: 17.52 (61)	I4-Fin: 17.52 (61)	0.96	133.29	Sp1: 87.09 (60)	Sp2: 117.60 (52)	Sp3: 116.03 (54)	Sp4: 112.70 (43)	Avg.: 91.57
64	70	ZAMPA Andreas	SVK	Int1: 29.17 (65)	Int2: 56.47 (65)	Int3: 1:16.35 (64)	I1-I2: 27.30 (60)	I2-I3: 19.88 (64)	I3-I4: 14.98 (59)	I4-Fin: 17.09 (44)	1.58	140.77	Sp1: 85.04 (65)	Sp2: 114.80 (63)	Sp3: 115.28 (60)	Sp4: 112.70 (43)	Avg.: 91.31
65	20	PARIS Dominik	ITA	Int1: 27.94 (18)	Int2: 56.01 (62)	Int3: 1:15.14 (60)	I1-I2: 28.07 (65)	I2-I3: 19.13 (18)	I3-I4: 14.53 (31)	I4-Fin: 20.45 (65)	0.35	181.05	Sp1: 91.58 (8)	Sp2: 123.00 (5)	Sp3: 119.09 (10)	Sp4: 119.09 (10)	Avg.: 89.90

LEGEND							
Pos	Intermediate or Speed Position	Int1:	Intermediate 1	Int4:	Intermediate 4	Sp3:	Speed Trap 3
Avg.	Average Speed for the race	Int2:	Intermediate 2	Sp1:	Speed Trap 1	Sp4:	Speed Trap 4
Dist(m)	Distance behind the first	Int3:	Intermediate 3	Sp2:	Speed Trap 2	Fin:	Finish

03-12-2015 / Beaver Creek (USA) / 0200

Page 7/7

Data Processing by LONGINES

www.fis-ski.com

LONGINES Timing


Generation Date: THU 3 DEC 2015

Time: 12:27

Document: 77A 1.0







# AUDI FIS SKI WORLD CUP 2015/16 Beaver Creek (USA)




2nd MEN'S DOWNHILL

THU 3 DEC 2015

## PERFORMANCE ANALYSIS 2 TRAINING 2

Number of Competitors: 70


Bib	Name	Nation	Positions			Partials			Difference		Speed							
			Pos.	Time	Rank	Pos.	Time	Rank	Time	Dist(m)	Pos.	Km/h	Rank					
1	VILETTA Sandro	SUI	Int1: 28.31 (50)	Int2: 54.43 (13)	Int3: 1:13.82 (21)	Int4: 1:28.62 (30)	Fin: 1:45.68 (36)	I1-I2: 26.12 (5)	I2-I3: 19.39 (45)	I3-I4: 14.80 (53)	I4-Fin: 17.06 (42)	0.72	73.12	Sp1: 89.21 (36)	Sp2: 119.30 (31)	Sp3: 116.03 (54)	Sp4: 113.20 (40)	Avg.: 93.68
2	VARETTONI Silvano	ITA	Int1: 28.46 (62)	Int2: 56.18 (64)	Int3: 1:15.68 (62)	Int4: 1:30.27 (62)	Fin: 1:47.28 (59)	I1-I2: 27.72 (64)	I2-I3: 19.50 (55)	I3-I4: 14.59 (37)	I4-Fin: 17.01 (35)	0.87	113.05	Sp1: 87.99 (50)	Sp2: 119.40 (30)	Sp3: 116.92 (44)	Sp4: 113.30 (39)	Avg.: 92.28
3	KROELL Klaus	AUT	Int1: 28.28 (48)	Int2: 55.01 (43)	Int3: 1:13.95 (24)	Int4: 1:28.28 (20)	Fin: 1:45.16 (20)	I1-I2: 26.73 (32)	I2-I3: 18.94 (9)	I3-I4: 14.33 (19)	I4-Fin: 16.88 (26)	0.69	59.88	Sp1: 87.48 (57)	Sp2: 122.70 (7)	Sp3: 119.96 (2)	Sp4: 112.20 (47)	Avg.: 94.14
4	THOMSEN Benjamin	CAN	Int1: 28.03 (29)	Int2: 55.12 (48)	Int3: 1:14.52 (48)	Int4: 1:29.15 (47)	Fin: 1:46.05 (43)	I1-I2: 27.09 (52)	I2-I3: 19.40 (48)	I3-I4: 14.63 (44)	I4-Fin: 16.90 (28)	0.44	82.46	Sp1: 89.99 (25)	Sp2: 117.10 (56)	Sp3: 117.82 (34)	Sp4: 116.10 (8)	Avg.: 93.35
5	SULLIVAN Marco	USA	Int1: 28.04 (31)	Int2: 55.08 (46)	Int3: 1:14.39 (45)	Int4: 1:28.59 (27)	Fin: 1:45.50 (30)	I1-I2: 27.04 (48)	I2-I3: 19.31 (40)	I3-I4: 14.20 (6)	I4-Fin: 16.91 (30)	0.45	68.55	Sp1: 90.23 (21)	Sp2: 120.90 (14)	Sp3: 116.39 (51)	Sp4: 113.60 (33)	Avg.: 93.84
6	INNERHOFER Christof	ITA	Int1: 28.49 (63)	Int2: 54.67 (22)	Int3: 1:13.63 (15)	Int4: 1:28.18 (16)	Fin: 1:45.11 (19)	I1-I2: 26.18 (6)	I2-I3: 18.96 (10)	I3-I4: 14.55 (34)	I4-Fin: 16.93 (32)	0.90	58.61	Sp1: 88.98 (38)	Sp2: 122.60 (8)	Sp3: 116.30 (53)	Sp4: 113.80 (32)	Avg.: 94.19
7	STREITBERGER Georg	AUT	Int1: 28.31 (50)	Int2: 54.94 (36)	Int3: 1:14.23 (37)	Int4: 1:28.96 (44)	Fin: 1:46.14 (44)	I1-I2: 26.63 (26)	I2-I3: 19.29 (36)	I3-I4: 14.73 (52)	I4-Fin: 17.18 (53)	0.72	84.72	Sp1: 90.08 (24)	Sp2: 119.20 (33)	Sp3: 116.49 (48)	Sp4: 103.70 (64)	Avg.: 93.27
8	KRIECHMAYR Vincent	AUT	Int1: 28.39 (56)	Int2: 54.92 (35)	Int3: 1:14.22 (35)	Int4: 1:28.88 (41)	Fin: 1:45.59 (35)	I1-I2: 26.53 (16)	I2-I3: 19.30 (39)	I3-I4: 14.66 (47)	I4-Fin: 16.71 (11)	0.80	70.84	Sp1: 89.41 (34)	Sp2: 116.70 (59)	Sp3: 115.94 (56)	Sp4: 111.30 (54)	Avg.: 93.76



### PERFORMANCE ANALYSIS 2 TRAINING 2

Number of Competitors: 70

Bib	Name	Nation	Positions			Partials			Difference		Speed												
			Pos.	Time	Rank	Pos.	Time	Rank	Time	Dist(m)	Pos.	Km/h	Rank										
9	JANKA Carlo	SUI	Int1: 27.94 (18)	Int2: 54.35 (11)	Int3: 1:13.74 (19)	Int4: 1:28.24 (18)	Fin: 1:45.04 (17)	I1-I2: 26.41 (12)	I2-I3: 19.39 (45)	I3-I4: 14.50 (29)	I4-Fin: 16.80 (19)	0.35	1.09	1.76	2.02	2.17	56.81	Sp1: 90.83 (16)	Sp2: 121.80 (11)	Sp3: 117.96 (32)	Sp4: 115.20 (18)	Avg.: 94.25	
10	FRANZ Max	AUT	Int1: 27.89 (14)	Int2: 54.15 (7)	Int3: 1:13.37 (8)	Int4: 1:27.89 (12)	Fin: 1:44.70 (11)	I1-I2: 26.26 (9)	I2-I3: 19.22 (30)	I3-I4: 14.52 (30)	I4-Fin: 16.81 (20)	0.30	0.89	1.39	1.67	1.83	48.07	Sp1: 91.90 (4)	Sp2: 119.70 (25)	Sp3: 118.01 (30)	Sp4: 113.60 (33)	Avg.: 94.56	
11	BAUMANN Romed	AUT	Int1: 27.84 (12)	Int2: 54.30 (10)	Int3: 1:13.48 (10)	Int4: 1:27.87 (11)	Fin: 1:44.78 (13)	I1-I2: 26.46 (15)	I2-I3: 19.18 (24)	I3-I4: 14.39 (25)	I4-Fin: 16.91 (30)	0.25	1.04	1.50	1.65	1.91	50.13	Sp1: 91.38 (10)	Sp2: 120.80 (16)	Sp3: 117.49 (35)	Sp4: 109.80 (59)	Avg.: 94.48	
12	GANONG Travis	USA	Int1: 27.80 (8)	Int2: 54.11 (6)	Int3: 1:13.45 (9)	Int4: 1:27.65 (8)	Fin: 1:44.11 (6)	I1-I2: 26.31 (11)	I2-I3: 19.34 (41)	I3-I4: 14.20 (6)	I4-Fin: 16.46 (2)	0.21	0.85	1.47	1.43	1.24	32.75	Sp1: 90.97 (14)	Sp2: 113.70 (66)	Sp3: 119.15 (9)	Sp4: 117.00 (2)	Avg.: 95.09	
13	FILL Peter	ITA	Int1: 27.74 (7)	Int2: 53.56 (2)	Int3: 1:12.35 (2)	Int4: 1:26.45 (2)	Fin: 1:43.02 (2)	I1-I2: 25.82 (2)	I2-I3: 18.79 (3)	I3-I4: 14.10 (1)	I4-Fin: 16.57 (5)	0.15	0.30	0.37	0.23	0.15	4.00	Sp1: 91.46 (9)	Sp2: 123.00 (5)	Sp3: 118.75 (17)	Sp4: 115.90 (10)	Avg.: 96.10	
14	NYMAN Steven	USA	Int1: 27.69 (4)	Int2: 54.22 (9)	Int3: 1:13.27 (7)	Int4: 1:27.40 (7)	Fin: 1:44.42 (8)	I1-I2: 26.53 (16)	I2-I3: 19.05 (11)	I3-I4: 14.13 (3)	I4-Fin: 17.02 (38)	0.10	0.96	1.29	1.18	1.55	40.82	Sp1: 92.79 (1)	Sp2: 119.70 (25)	Sp3: 120.93 (1)	Sp4: 116.60 (4)	Avg.: 94.81	
15	GUAY Erik	CAN	Int1: 27.60 (2)	Int2: 54.43 (13)	Int3: 1:13.57 (12)	Int4: 1:27.74 (9)	Fin: 1:44.47 (9)	I1-I2: 26.83 (39)	I2-I3: 19.14 (19)	I3-I4: 14.17 (5)	I4-Fin: 16.73 (14)	0.01	1.17	1.59	1.52	1.60	42.12	Sp1: 91.67 (6)	Sp2: 120.40 (20)	Sp3: 119.49 (6)	Sp4: 117.00 (2)	Avg.: 94.76	
16	JANSRUD Kjetil	NOR	Int1: 27.59 (1)	Int2: 53.26 (1)	Int3: 1:11.98 (1)	Int4: 1:26.22 (1)	Fin: 1:42.87 (1)	I1-I2: 25.67 (1)	I2-I3: 18.72 (1)	I3-I4: 14.24 (10)	I4-Fin: 16.65 (7)	0.00	0.00	0.00	0.00	0.00	0.00	0.00	Sp1: 92.12 (2)	Sp2: 123.40 (2)	Sp3: 117.08 (41)	Sp4: 115.40 (16)	Avg.: 96.24
17	REICHELTH Hannes	AUT	Int1: 27.72 (5)	Int2: 53.73 (3)	Int3: 1:12.55 (3)	Int4: 1:26.69 (3)	Fin: 1:43.38 (3)	I1-I2: 26.01 (3)	I2-I3: 18.82 (4)	I3-I4: 14.14 (4)	I4-Fin: 16.69 (10)	0.13	0.47	0.57	0.47	0.51	13.57	Sp1: 91.93 (3)	Sp2: 121.90 (10)	Sp3: 117.21 (39)	Sp4: 113.40 (36)	Avg.: 95.76	
18	FAYED Guillermo	FRA	Int1: 27.83 (10)	Int2: 53.87 (4)	Int3: 1:12.75 (4)	Int4: 1:27.08 (5)	Fin: 1:44.39 (7)	I1-I2: 26.04 (4)	I2-I3: 18.88 (6)	I3-I4: 14.33 (19)	I4-Fin: 17.31 (60)	0.24	0.61	0.77	0.86	1.52	40.04	Sp1: 89.57 (31)	Sp2: 124.10 (1)	Sp3: 118.42 (22)	Sp4: 116.40 (5)	Avg.: 94.84	



### PERFORMANCE ANALYSIS 2 TRAINING 2

Number of Competitors: 70

Bib	Name	Nation	Positions			Partials			Difference		Speed											
			Pos.	Time	Rank	Pos.	Time	Rank	Time	Dist(m)	Pos.	Km/h	Rank									
19	MAYER Matthias	AUT	Int1: 27.96 (21)	Int2: 54.18 (8)	Int3: 1:12.94 (6)	Int4: 1:27.05 (4)	Fin: 1:43.71 (5)	I1-I2: 26.22 (8)	I2-I3: 18.76 (2)	I3-I4: 14.11 (2)	I4-Fin: 16.66 (9)	0.37	0.92	0.96	0.83	0.84	22.27	Sp1: 91.13 (13)	Sp2: 121.70 (12)	Sp3: 118.59 (19)	Sp4: 115.50 (14)	Avg.: 95.46
20	PARIS Dominik	ITA	Int1: 27.94 (18)	Int2: 56.01 (63)	Int3: 1:15.14 (60)	Int4: 1:29.67 (56)	Fin: 1:50.12 (65)	I1-I2: 28.07 (66)	I2-I3: 19.13 (18)	I3-I4: 14.53 (31)	I4-Fin: 20.45 (65)	0.35	2.75	3.16	3.45	7.25	181.05	Sp1: 91.58 (8)	Sp2: 123.00 (5)	Sp3: 119.09 (10)	Sp4: 115.50 (14)	Avg.: 89.90
21	SVINDAL Aksel Lund	NOR	Int1: 27.73 (6)	Int2: 53.94 (5)	Int3: 1:12.87 (5)	Int4: 1:27.16 (6)	Fin: 1:43.63 (4)	I1-I2: 26.21 (7)	I2-I3: 18.93 (7)	I3-I4: 14.29 (16)	I4-Fin: 16.47 (3)	0.14	0.68	0.89	0.94	0.76	20.17	Sp1: 91.86 (5)	Sp2: 122.50 (9)	Sp3: 118.90 (14)	Sp4: 112.40 (45)	Avg.: 95.53
22	KUENG Patrick	SUI	Int1: 27.91 (16)	Int2: 54.90 (32)	Int3: 1:14.00 (26)	Int4: 1:28.24 (18)	Fin: 1:44.96 (15)	I1-I2: 26.99 (43)	I2-I3: 19.10 (15)	I3-I4: 14.24 (10)	I4-Fin: 16.72 (13)	0.32	1.64	2.02	2.02	2.09	54.76	Sp1: 89.49 (32)	Sp2: 120.60 (18)	Sp3: 118.42 (22)	Sp4: 115.80 (11)	Avg.: 94.32
23	THEAUX Adrien	FRA	Int1: 28.19 (38)	Int2: 54.49 (16)	Int3: 1:13.58 (13)	Int4: 1:27.83 (10)	Fin: 1:44.59 (10)	I1-I2: 26.30 (10)	I2-I3: 19.09 (14)	I3-I4: 14.25 (12)	I4-Fin: 16.76 (16)	0.60	1.23	1.60	1.61	1.72	45.22	Sp1: 88.62 (44)	Sp2: 118.00 (48)	Sp3: 118.43 (21)	Sp4: 111.50 (51)	Avg.: 94.66
24	HEEL Werner	ITA	Int1: 27.94 (18)	Int2: 54.89 (31)	Int3: 1:14.12 (32)	Int4: 1:28.51 (23)	Fin: 1:45.54 (33)	I1-I2: 26.95 (42)	I2-I3: 19.23 (31)	I3-I4: 14.39 (25)	I4-Fin: 17.03 (39)	0.35	1.63	2.14	2.29	2.67	69.57	Sp1: 90.38 (20)	Sp2: 119.80 (24)	Sp3: 118.58 (20)	Sp4: 116.00 (9)	Avg.: 93.80
25	FERSTL Josef	GER	Int1: 28.26 (45)	Int2: 54.85 (30)	Int3: 1:13.92 (22)	Int4: 1:28.19 (17)	Fin: 1:44.71 (12)	I1-I2: 26.59 (19)	I2-I3: 19.07 (12)	I3-I4: 14.27 (15)	I4-Fin: 16.52 (4)	0.67	1.59	1.94	1.97	1.84	48.32	Sp1: 86.84 (63)	Sp2: 121.10 (13)	Sp3: 119.09 (10)	Sp4: 115.10 (19)	Avg.: 94.55
26	STRIEDINGER Otmar	AUT	Int1: 28.14 (36)	Int2: 54.95 (37)	Int3: 1:14.34 (41)	Int4: 1:28.97 (45)	Fin: 1:45.80 (42)	I1-I2: 26.81 (37)	I2-I3: 19.39 (45)	I3-I4: 14.63 (44)	I4-Fin: 16.83 (22)	0.55	1.69	2.36	2.75	2.93	76.16	Sp1: 87.99 (50)	Sp2: 120.20 (21)	Sp3: 116.77 (45)	Sp4: 111.50 (51)	Avg.: 93.57
27	POISSON David	FRA	Int1: 28.39 (56)	Int2: 55.45 (56)	Int3: 1:14.30 (39)	Int4: 1:28.76 (39)	Fin: 1:45.40 (26)	I1-I2: 27.06 (49)	I2-I3: 18.85 (5)	I3-I4: 14.46 (28)	I4-Fin: 16.64 (6)	0.80	2.19	2.32	2.54	2.53	66.01	Sp1: 88.32 (47)	Sp2: 123.10 (3)	Sp3: 117.45 (37)	Sp4: 115.80 (11)	Avg.: 93.93
28	BANK Ondrej	CZE	Int1: 28.04 (31)	Int2: 54.82 (28)	Int3: 1:14.22 (35)	Int4: 1:28.56 (26)	Fin: 1:47.28 (59)	I1-I2: 26.78 (34)	I2-I3: 19.40 (48)	I3-I4: 14.34 (21)	I4-Fin: 18.72 (64)	0.45	1.56	2.24	2.34	4.41	113.05	Sp1: 91.22 (11)	Sp2: 118.50 (40)	Sp3: 116.60 (46)	Sp4: 114.80 (23)	Avg.: 92.28





**PERFORMANCE ANALYSIS 2 TRAINING 2**

Number of Competitors: 70

Bib	Name	Nation	Positions			Partials			Difference		Speed												
			Pos.	Time	Rank	Pos.	Time	Rank	Time	Dist(m)	Pos.	Km/h	Rank										
29	OSBORNE-PARADIS Manuel	CAN	Int1: 27.96 (21)	Int2: 54.95 (37)	Int3: 1:14.53 (51)	Int4: 1:28.88 (41)	Fin: 1:45.69 (37)	I1-I2: 26.99 (43)	I2-I3: 19.58 (58)	I3-I4: 14.35 (24)	I4-Fin: 16.81 (20)	0.37		1.69	2.55	2.66	2.82	73.37	Sp1: 89.89 (28)	Sp2: 114.70 (65)	Sp3: 118.29 (24)	Sp4: 114.50 (26)	Avg.: 93.67
30	CLAREY Johan	FRA	Int1: 28.45 (61)	Int2: 55.22 (51)	Int3: 1:14.40 (46)	Int4: 1:28.62 (30)	Fin: 1:45.50 (30)	I1-I2: 26.77 (33)	I2-I3: 19.18 (24)	I3-I4: 14.22 (9)	I4-Fin: 16.88 (26)	0.86		1.96	2.42	2.40	2.63	68.55	Sp1: 88.51 (45)	Sp2: 119.10 (34)	Sp3: 118.95 (13)	Sp4: 114.50 (26)	Avg.: 93.84
31	SPORN Andrej	SLO	Int1: 27.96 (21)	Int2: 54.61 (19)	Int3: 1:13.69 (17)	Int4: 1:27.94 (13)	Fin: 1:45.09 (18)	I1-I2: 26.65 (27)	I2-I3: 19.08 (13)	I3-I4: 14.25 (12)	I4-Fin: 17.15 (51)	0.37		1.35	1.71	1.72	2.22	58.09	Sp1: 88.63 (43)	Sp2: 120.90 (14)	Sp3: 117.07 (42)	Sp4: 108.20 (62)	Avg.: 94.20
32	WERRY Tyler	CAN	Int1: 28.39 (56)	Int2: 56.19 (65)	Int3: 1:16.06 (63)	Int4: 1:30.60 (64)	Fin: 1:47.71 (62)	I1-I2: 27.80 (65)	I2-I3: 19.87 (63)	I3-I4: 14.54 (33)	I4-Fin: 17.11 (46)	0.80		2.93	4.08	4.38	4.84	123.57	Sp1: 86.99 (62)	Sp2: 116.10 (61)	Sp3: 119.31 (8)	Sp4: 115.50 (14)	Avg.: 91.91
33	SCHWEIGER Patrick	AUT	Int1: 28.35 (53)	Int2: 55.36 (53)	Int3: 1:14.48 (47)	Int4: 1:28.73 (38)	Fin: 1:45.77 (40)	I1-I2: 27.01 (45)	I2-I3: 19.12 (16)	I3-I4: 14.25 (12)	I4-Fin: 17.04 (40)	0.76		2.10	2.50	2.51	2.90	75.40	Sp1: 89.95 (27)	Sp2: 117.90 (49)	Sp3: 119.07 (12)	Sp4: 113.40 (36)	Avg.: 93.60
34	WEIBRECHT Andrew	USA	Int1: 28.38 (54)	Int2: 54.83 (29)	Int3: 1:14.00 (26)	Int4: 1:28.60 (28)	Fin: 1:45.44 (28)	I1-I2: 26.45 (14)	I2-I3: 19.17 (23)	I3-I4: 14.60 (39)	I4-Fin: 16.84 (24)	0.79		1.57	2.02	2.38	2.57	67.03	Sp1: 87.26 (59)	Sp2: 119.30 (31)	Sp3: 116.43 (49)	Sp4: 113.00 (42)	Avg.: 93.89
35	GIRAUD MOINE Valentin	FRA	Int1: 28.13 (35)	Int2: 55.34 (52)	Int3: 1:14.52 (48)	Int4: 1:28.84 (40)	Fin: 1:45.49 (29)	I1-I2: 27.21 (57)	I2-I3: 19.18 (24)	I3-I4: 14.32 (18)	I4-Fin: 16.65 (7)	0.54		2.08	2.54	2.62	2.62	68.30	Sp1: 91.59 (7)	Sp2: 119.10 (34)	Sp3: 119.87 (3)	Sp4: 114.20 (29)	Avg.: 93.85
36	KOSI Klemen	SLO	Int1: 28.20 (42)	Int2: 54.90 (32)	Int3: 1:14.31 (40)	Int4: 1:28.52 (24)	Fin: 1:45.29 (22)	I1-I2: 26.70 (29)	I2-I3: 19.41 (50)	I3-I4: 14.21 (8)	I4-Fin: 16.77 (17)	0.61		1.64	2.33	2.30	2.42	63.21	Sp1: 89.43 (33)	Sp2: 118.50 (40)	Sp3: 118.88 (15)	Sp4: 116.40 (5)	Avg.: 94.03
37	KLINE Bostjan	SLO	Int1: 27.90 (15)	Int2: 54.50 (17)	Int3: 1:13.69 (17)	Int4: 1:27.98 (14)	Fin: 1:45.19 (21)	I1-I2: 26.60 (21)	I2-I3: 19.19 (28)	I3-I4: 14.29 (16)	I4-Fin: 17.21 (55)	0.31		1.24	1.71	1.76	2.32	60.65	Sp1: 91.19 (12)	Sp2: 120.80 (16)	Sp3: 117.98 (31)	Sp4: 112.30 (46)	Avg.: 94.12
38	GOLDBERG Jared	USA	Int1: 28.02 (28)	Int2: 54.63 (21)	Int3: 1:13.92 (22)	Int4: 1:29.47 (52)	Fin: 1:47.21 (58)	I1-I2: 26.61 (23)	I2-I3: 19.29 (36)	I3-I4: 15.55 (64)	I4-Fin: 17.74 (63)	0.43		1.37	1.94	3.25	4.34	111.32	Sp1: 87.73 (55)	Sp2: 118.90 (36)	Sp3: 109.18 (65)	Sp4: 105.10 (63)	Avg.: 92.34





### PERFORMANCE ANALYSIS 2 TRAINING 2

Number of Competitors: 70

Bib	Name	Nation	Positions			Partials			Difference		Speed								
			Pos.	Time	Rank	Pos.	Time	Rank	Time	Dist(m)	Pos.	Km/h	Rank						
39	SANDER Andreas	GER	Int1: 28.01 (26)	Int2: 55.20 (49)	Int3: 1:14.35 (42)	Int4: 1:28.69 (36)	Fin: 1:45.43 (27)	I1-I2: 27.19 (56)	I2-I3: 19.15 (21)	I3-I4: 14.34 (21)	I4-Fin: 16.74 (15)	0.42	66.77	2.56	Sp1: 90.96 (15)	Sp2: 117.70 (52)	Sp3: 118.79 (16)	Sp4: 115.70 (13)	Avg.: 93.90
40	GIEZENDANNER Blaise	FRA	Int1: 27.98 (25)	Int2: 55.00 (42)	Int3: 1:14.21 (34)	Int4: 1:28.55 (25)	Fin: 1:45.32 (23)	I1-I2: 27.02 (46)	I2-I3: 19.21 (29)	I3-I4: 14.34 (21)	I4-Fin: 16.77 (17)	0.39	63.97	2.45	Sp1: 90.58 (18)	Sp2: 116.80 (58)	Sp3: 119.63 (5)	Sp4: 115.10 (19)	Avg.: 94.00
41	GISIN Marc	SUI	Int1: 27.97 (24)	Int2: 55.04 (44)	Int3: 1:14.53 (51)	Int4: 1:29.57 (53)	Fin: 1:46.65 (51)	I1-I2: 27.07 (51)	I2-I3: 19.49 (54)	I3-I4: 15.04 (61)	I4-Fin: 17.08 (43)	0.38	97.47	3.78	Sp1: 87.89 (52)	Sp2: 117.00 (57)	Sp3: 116.55 (47)	Sp4: 111.70 (49)	Avg.: 92.83
42	DRESSEN Thomas	GER	Int1: 28.25 (44)	Int2: 55.05 (45)	Int3:	Int4:	Fin: DNF	I1-I2: 26.80 (35)	I2-I3:	I3-I4:	I4-Fin:	0.66		1.79	Sp1: 88.72 (41)	Sp2: 118.60 (39)	Sp3:	Sp4:	Avg.:
43	FRISCH Jeffrey	CAN	Int1: 28.06 (33)	Int2: 54.91 (34)	Int3: 1:14.35 (42)	Int4: 1:28.95 (43)	Fin: 1:46.60 (49)	I1-I2: 26.85 (40)	I2-I3: 19.44 (52)	I3-I4: 14.60 (39)	I4-Fin: 17.65 (62)	0.47	96.22	3.73	Sp1: 90.49 (19)	Sp2: 118.50 (40)	Sp3: 117.48 (36)	Sp4: 112.20 (47)	Avg.: 92.87
44	KLOTZ Siegmara	ITA	Int1: 28.40 (59)	Int2: 55.61 (60)	Int3: 1:15.02 (57)	Int4: 1:29.91 (60)	Fin: 1:47.12 (57)	I1-I2: 27.21 (57)	I2-I3: 19.41 (50)	I3-I4: 14.89 (57)	I4-Fin: 17.21 (55)	0.81	109.11	4.25	Sp1: 89.23 (35)	Sp2: 118.80 (38)	Sp3: 116.42 (50)	Sp4: 111.70 (49)	Avg.: 92.42
45	HUDEC Jan	CAN	Int1:	Int2:	Int3:	Int4:	Fin: DNS	I1-I2:	I2-I3:	I3-I4:	I4-Fin:				Sp1:	Sp2:	Sp3:	Sp4:	Avg.:
46	CATER Martin	SLO	Int1: 28.01 (26)	Int2: 54.67 (22)	Int3: 1:14.17 (33)	Int4: 1:29.13 (46)	Fin: 1:46.36 (47)	I1-I2: 26.66 (28)	I2-I3: 19.50 (55)	I3-I4: 14.96 (58)	I4-Fin: 17.23 (58)	0.42	90.24	3.49	Sp1: 90.19 (22)	Sp2: 118.30 (45)	Sp3: 114.83 (63)	Sp4: 109.00 (60)	Avg.: 93.08
47	ROMAR Andreas	FIN	Int1: 28.03 (29)	Int2: 55.60 (59)	Int3: 1:14.95 (55)	Int4: 1:29.80 (58)	Fin: 1:46.81 (53)	I1-I2: 27.57 (63)	I2-I3: 19.35 (42)	I3-I4: 14.85 (55)	I4-Fin: 17.01 (35)	0.44	101.44	3.94	Sp1: 88.98 (38)	Sp2: 117.60 (53)	Sp3: 115.54 (58)	Sp4: 111.40 (53)	Avg.: 92.69
48	ZRNCIC DIM Natko	CRO	Int1: 28.08 (34)	Int2: 54.61 (19)	Int3: 1:13.54 (11)	Int4: 1:28.68 (34)	Fin: 1:45.69 (37)	I1-I2: 26.53 (16)	I2-I3: 18.93 (7)	I3-I4: 15.14 (63)	I4-Fin: 17.01 (35)	0.49	73.37	2.82	Sp1: 89.85 (30)	Sp2: 120.00 (23)	Sp3: 115.29 (59)	Sp4: 111.00 (55)	Avg.: 93.67



**PERFORMANCE ANALYSIS 2 TRAINING 2**

Number of Competitors: 70

Bib	Name	Nation	Positions			Partials			Difference		Speed												
			Pos.	Time	Rank	Pos.	Time	Rank	Time	Dist(m)	Pos.	Km/h	Rank										
49	ROGER Brice	FRA	Int1: 28.19 (38)	Int2: 54.80 (26)	Int3: 1:13.98 (25)	Int4: 1:28.62 (30)	Fin: 1:45.52 (32)	I1-I2: 26.61 (23)	I2-I3: 19.18 (24)	I3-I4: 14.64 (46)	I4-Fin: 16.90 (28)	0.60		1.54	2.00	2.40	2.65	69.06	Sp1: 88.83 (40)	Sp2: 119.70 (25)	Sp3: 118.04 (28)	Sp4: 114.50 (26)	Avg.: 93.82
50	CASSE Mattia	ITA	Int1: 28.19 (38)	Int2: 54.99 (41)	Int3: 1:14.37 (44)	Int4: 1:29.24 (48)	Fin: 1:46.24 (46)	I1-I2: 26.80 (35)	I2-I3: 19.38 (43)	I3-I4: 14.87 (56)	I4-Fin: 17.00 (34)	0.60		1.73	2.39	3.02	3.37	87.23	Sp1: 87.87 (53)	Sp2: 117.80 (51)	Sp3: 117.11 (40)	Sp4: 114.80 (23)	Avg.: 93.19
51	MUZATON Maxence	FRA	Int1: 28.26 (45)	Int2: 54.96 (39)	Int3: 1:14.10 (31)	Int4: 1:28.69 (36)	Fin: 1:45.56 (34)	I1-I2: 26.70 (29)	I2-I3: 19.14 (19)	I3-I4: 14.59 (37)	I4-Fin: 16.87 (25)	0.67		1.70	2.12	2.47	2.69	70.08	Sp1: 88.18 (49)	Sp2: 120.50 (19)	Sp3: 116.94 (43)	Sp4: 114.90 (21)	Avg.: 93.79
52	BRANDNER Klaus	GER	Int1: 27.83 (10)	Int2: 54.54 (18)	Int3: 1:13.66 (16)	Int4: 1:28.28 (20)	Fin: 1:45.32 (23)	I1-I2: 26.71 (31)	I2-I3: 19.12 (16)	I3-I4: 14.62 (41)	I4-Fin: 17.04 (40)	0.24		1.28	1.68	2.06	2.45	63.97	Sp1: 89.89 (28)	Sp2: 123.10 (3)	Sp3: 118.12 (27)	Sp4: 114.20 (29)	Avg.: 94.00
53	MANI Nils	SUI	Int1: 28.20 (42)	Int2: 55.46 (57)	Int3: 1:15.13 (59)	Int4: 1:30.19 (61)	Fin: 1:47.33 (61)	I1-I2: 27.26 (59)	I2-I3: 19.67 (59)	I3-I4: 15.06 (62)	I4-Fin: 17.14 (50)	0.61		2.20	3.15	3.97	4.46	114.27	Sp1: 87.79 (54)	Sp2: 119.70 (25)	Sp3: 115.88 (57)	Sp4: 114.20 (29)	Avg.: 92.24
54	MARSAGLIA Matteo	ITA	Int1: 28.30 (49)	Int2: 54.74 (24)	Int3: 1:14.00 (26)	Int4: 1:28.68 (34)	Fin: 1:45.39 (25)	I1-I2: 26.44 (13)	I2-I3: 19.26 (34)	I3-I4: 14.68 (49)	I4-Fin: 16.71 (11)	0.71		1.48	2.02	2.46	2.52	65.76	Sp1: 88.67 (42)	Sp2: 118.50 (40)	Sp3: 118.28 (25)	Sp4: 114.90 (21)	Avg.: 93.94
55	KILDE Aleksander Aamodt	NOR	Int1: 27.81 (9)	Int2: 54.41 (12)	Int3: 1:13.79 (20)	Int4: 1:28.34 (22)	Fin: 1:44.78 (13)	I1-I2: 26.60 (21)	I2-I3: 19.38 (43)	I3-I4: 14.55 (34)	I4-Fin: 16.44 (1)	0.22		1.15	1.81	2.12	1.91	50.13	Sp1: 89.14 (37)	Sp2: 118.50 (40)	Sp3: 119.79 (4)	Sp4: 120.20 (1)	Avg.: 94.48
56	PERKO Rok	SLO	Int1: 27.62 (3)	Int2: 54.77 (25)	Int3: 1:14.04 (29)	Int4: 1:28.61 (29)	Fin: 1:45.73 (39)	I1-I2: 27.15 (55)	I2-I3: 19.27 (35)	I3-I4: 14.57 (36)	I4-Fin: 17.12 (47)	0.03		1.51	2.06	2.39	2.86	74.39	Sp1: 90.11 (23)	Sp2: 119.60 (29)	Sp3: 119.38 (7)	Sp4: 115.30 (17)	Avg.: 93.63
57	SCHMED Fernando	SUI	Int1: 28.19 (38)	Int2: 54.80 (26)	Int3: 1:14.04 (29)	Int4: 1:28.66 (33)	Fin: 1:45.78 (41)	I1-I2: 26.61 (23)	I2-I3: 19.24 (32)	I3-I4: 14.62 (41)	I4-Fin: 17.12 (47)	0.60		1.54	2.06	2.44	2.91	75.65	Sp1: 88.32 (47)	Sp2: 118.30 (45)	Sp3: 117.92 (33)	Sp4: 113.10 (41)	Avg.: 93.59
58	SCHEIBER Florian	AUT	Int1: 27.93 (17)	Int2: 54.96 (39)	Int3: 1:14.25 (38)	Int4: 1:29.25 (49)	Fin: 1:46.22 (45)	I1-I2: 27.03 (47)	I2-I3: 19.29 (36)	I3-I4: 15.00 (60)	I4-Fin: 16.97 (33)	0.34		1.70	2.27	3.03	3.35	86.73	Sp1: 89.98 (26)	Sp2: 118.90 (36)	Sp3: 116.36 (52)	Sp4: 110.60 (58)	Avg.: 93.20



### PERFORMANCE ANALYSIS 2 TRAINING 2

Number of Competitors: 70

Bib	Name	Nation	Positions			Partials			Difference		Speed		
			Pos.	Time	Rank	Pos.	Time	Rank	Time	Dist(m)	Pos.	Km/h	Rank
59	BENNETT Bryce	USA	Int1: 28.33 (52)			I1-I2: 27.10 (53)			0.74		Sp1: 88.33 (46)		
			Int2: 55.43 (55)			I2-I3: 19.55 (57)			2.17		Sp2: 118.10 (47)		
			Int3: 1:14.98 (56)			I3-I4: 14.43 (27)			3.00		Sp3: 118.27 (26)		
			Int4: 1:29.41 (51)			I4-Fin: 17.21 (55)			3.19		Sp4: 113.40 (36)		
			Fin: 1:46.62 (50)						3.75	96.72	Avg.: 92.85		
60	BIESEMEYER Thomas	USA	Int1: 28.41 (60)			I1-I2: 27.14 (54)			0.82		Sp1: 87.58 (56)		
			Int2: 55.55 (58)			I2-I3: 19.71 (61)			2.29		Sp2: 116.40 (60)		
			Int3: 1:15.26 (61)			I3-I4: 14.62 (41)			3.28		Sp3: 117.41 (38)		
			Int4: 1:29.88 (59)			I4-Fin: 17.18 (53)			3.66		Sp4: 114.70 (25)		
			Fin: 1:47.06 (56)						4.19	107.63	Avg.: 92.47		
61	TUMLER Thomas	SUI	Int1: 28.26 (45)			I1-I2: 26.82 (38)			0.67		Sp1: 86.82 (64)		
			Int2: 55.08 (46)			I2-I3: 19.44 (52)			1.82		Sp2: 117.90 (49)		
			Int3: 1:14.52 (48)			I3-I4: 14.80 (53)			2.54		Sp3: 115.25 (61)		
			Int4: 1:29.32 (50)			I4-Fin: 17.09 (44)			3.10		Sp4: 110.90 (56)		
			Fin: 1:46.41 (48)						3.54	91.49	Avg.: 93.04		
62	VON APPEN Henrik	CHI	Int1: 28.55 (64)			I1-I2: 26.85 (40)			0.96		Sp1: 87.44 (58)		
			Int2: 55.40 (54)			I2-I3: 19.70 (60)			2.14		Sp2: 115.60 (63)		
			Int3: 1:15.10 (58)			I3-I4: 14.69 (50)			3.12		Sp3: 118.03 (29)		
			Int4: 1:29.79 (57)			I4-Fin: 17.13 (49)			3.57		Sp4: 113.60 (33)		
			Fin: 1:46.92 (55)						4.05	104.17	Avg.: 92.59		
63	MERMILLOD BLONDIN Thomas	FRA	Int1: 27.88 (13)			I1-I2: 26.59 (19)			0.29		Sp1: 90.78 (17)		
			Int2: 54.47 (15)			I2-I3: 19.15 (21)			1.21		Sp2: 117.50 (55)		
			Int3: 1:13.62 (14)			I3-I4: 14.53 (31)			1.64		Sp3: 118.66 (18)		
			Int4: 1:28.15 (15)			I4-Fin: 16.83 (22)			1.93		Sp4: 116.30 (7)		
			Fin: 1:44.98 (16)						2.11	55.27	Avg.: 94.30		
64	PRIDY Morgan	CAN	Int1:			I1-I2:					Sp1:		
			Int2:			I2-I3:					Sp2:		
			Int3:			I3-I4:					Sp3:		
			Int4:			I4-Fin:					Sp4:		
			Fin: DNS								Avg.:		
65	ULLRICH Max	CRO	Int1: 28.55 (64)			I1-I2: 27.42 (62)			0.96		Sp1: 87.09 (61)		
			Int2: 55.97 (62)			I2-I3:			2.71		Sp2: 117.60 (53)		
			Int3:			I3-I4:			4.37		Sp3: 116.03 (54)		
			Int4: 1:30.59 (63)			I4-Fin: 17.52 (61)			5.24	133.29	Sp4: 112.70 (43)		
			Fin: 1:48.11 (63)						5.24	133.29	Avg.: 91.57		
66	TRIKHICHEV Pavel	RUS	Int1: 28.14 (36)			I1-I2: 27.06 (49)			0.55		Sp1: 86.82 (64)		
			Int2: 55.20 (49)			I2-I3: 19.73 (62)			1.94		Sp2: 115.80 (62)		
			Int3: 1:14.93 (54)			I3-I4: 14.66 (47)			2.95		Sp3: 115.14 (62)		
			Int4: 1:29.59 (54)			I4-Fin: 17.17 (52)			3.37		Sp4: 110.80 (57)		
			Fin: 1:46.76 (52)						3.89	100.20	Avg.: 92.73		
67	JITLOFF Tim	USA	Int1:			I1-I2:					Sp1:		
			Int2:			I2-I3:					Sp2:		
			Int3:			I3-I4:					Sp3:		
			Int4:			I4-Fin:					Sp4:		
			Fin: DNS								Avg.:		
68	TONETTI Riccardo	ITA	Int1:			I1-I2:					Sp1:		
			Int2:			I2-I3:					Sp2:		
			Int3:			I3-I4:					Sp3:		
			Int4:			I4-Fin:					Sp4:		
			Fin: DNS								Avg.:		



**PERFORMANCE ANALYSIS 2 TRAINING 2**

**Number of Competitors: 70**

Bib	Name	Nation	Positions			Partials			Difference		Speed		
			Pos.	Time	Rank	Pos.	Time	Rank	Time	Dist(m)	Pos.	Km/h	Rank
69	DE ALIPRANDINI Luca	ITA	Int1:	28.38	(54)	I1-I2:	27.28	(60)	0.79		Sp1:	87.11	(60)
			Int2:	55.66	(61)	I2-I3:	19.25	(33)	2.40		Sp2:	120.20	(21)
			Int3:	1:14.91	(53)	I3-I4:	14.72	(51)	2.93		Sp3:	114.50	(64)
			Int4:	1:29.63	(55)	I4-Fin:	17.23	(58)	3.41		Sp4:	108.40	(61)
			Fin:	1:46.86	(54)				3.99	102.68	Avg.:	92.64	
70	ZAMPA Andreas	SVK	Int1:	29.17	(66)	I1-I2:	27.30	(61)	1.58		Sp1:	85.04	(66)
			Int2:	56.47	(66)	I2-I3:	19.88	(64)	3.21		Sp2:	114.80	(64)
			Int3:	1:16.35	(64)	I3-I4:	14.98	(59)	4.37		Sp3:	115.28	(60)
			Int4:	1:31.33	(65)	I4-Fin:	17.09	(44)	5.11		Sp4:	112.70	(43)
			Fin:	1:48.42	(64)				5.55	140.77	Avg.:	91.31	

LEGEND							
<b>Pos</b>	Intermediate or Speed Position	<b>Int2:</b>	Intermediate 2	<b>Sp1:</b>	Speed Trap 1	<b>Sp4:</b>	Speed Trap 4
<b>Avg.</b>	Average Speed for the race	<b>Int3:</b>	Intermediate 3	<b>Sp2:</b>	Speed Trap 2	<b>DNS</b>	Did Not Start
<b>Dist(m)</b>	Distance behind the first	<b>Int4:</b>	Intermediate 4	<b>Sp3:</b>	Speed Trap 3	<b>Fin:</b>	Finish
<b>Int1:</b>	Intermediate 1	<b>DNF</b>	Did Not Finish				

