

AUDI FIS SKI WORLD CUP 2015/16 Beaver Creek (USA)



2nd MEN'S DOWNHILL ALPHABETICAL LIST OF COMPETITORS

Number of Competitors: 57, Number of NSA: 14

NSA	FIS Code	Name	FIS Points (26th of November 2015 - List 5)									
			DH	SL	GS	SG	SC					
AUT (9)	51215	BAUMANN Romed	3.87	(12)	182.75	(3796)	16.61	(149)	4.98	(18)	3.18	(8)
	53817	FRANZ Max	4.05	(13)	256.28	(4231)	68.13	(1755)	4.55	(13)	5.99	(29)
	53980	KRIECHMAYR Vincent	5.65	(24)	61.51	(1471)	9.60	(55)	4.45	(10)	4.98	(16)
	50753	KROELL Klaus	5.73	(25)	999.00	(4788)	999.00	(4818)	34.59	(254)	-	
	53902	MAYER Matthias	2.36	(4)	185.94	(3821)	19.69	(216)	3.06	(4)	3.82	(11)
	50742	REICHELTH Hannes	1.00	(2)	999.00	(4788)	19.85	(221)	2.85	(3)	32.64	(90)
	53933	SCHWEIGER Patrick	7.00	(34)	103.95	(2645)	18.39	(183)	6.00	(31)	40.84	(150)
	50858	STREITBERGER Georg	4.32	(16)	999.00	(4788)	359.04	(4509)	4.84	(15)	53.33	(246)
	54005	STRIEDINGER Otmar	5.97	(29)	740.03	(4724)	44.46	(946)	5.09	(19)	52.16	(239)
CAN (6)	103512	FRISCH Jeffrey	10.27	(56)	207.68	(3989)	20.26	(231)	12.04	(55)	86.34	(480)
	102263	GUAY Erik	2.74	(8)	999.00	(4788)	78.11	(2070)	12.87	(59)	623.77	(1749)
	102899	OSBORNE-PARADIS Manuel	4.83	(19)	506.03	(4633)	106.29	(2788)	5.92	(28)	-	
	103612	PRIDY Morgan	28.04	(134)	122.00	(3000)	20.14	(228)	14.93	(76)	29.58	(75)
	103271	THOMSEN Benjamin	5.99	(30)	277.02	(4303)	22.07	(263)	22.19	(148)	241.88	(1203)
	103762	WERRY Tyler	6.67	(33)	20.97	(226)	7.34	(37)	14.97	(78)	38.24	(126)
CHI (1)	110324	VON APPEN Henrik	21.31	(107)	43.49	(853)	28.99	(455)	28.19	(205)	48.19	(211)
CRO (1)	380292	ZRNCIC DIM Natko	11.61	(62)	15.95	(146)	25.23	(358)	13.03	(62)	3.90	(12)
CZE (1)	150398	BANK Ondrej	5.79	(26)	26.34	(340)	22.76	(286)	13.08	(63)	3.18	(8)
FIN (1)	180570	ROMAR Andreas	10.77	(60)	34.36	(557)	40.21	(785)	12.70	(57)	5.20	(17)
FRA (7)	191740	CLAREY Johan	4.87	(21)	364.59	(4494)	49.37	(1117)	5.84	(26)	66.74	(341)
	192932	FAYED Guillermo	2.07	(3)	105.28	(2670)	39.26	(757)	18.12	(105)	205.52	(1086)
	194298	GIEZENDANNER Blaise	9.54	(50)	168.30	(3643)	25.52	(369)	13.96	(69)	37.28	(119)
	192504	MERMILLOD BLONDIN Thomas	26.51	(127)	10.32	(73)	16.91	(153)	10.61	(47)	4.40	(13)
	194167	MUZATON Maxence	12.43	(67)	68.34	(1677)	96.87	(2569)	14.99	(79)	5.99	(29)
	191964	POISSON David	5.82	(27)	999.00	(4788)	193.19	(3954)	18.30	(107)	764.45	(1803)
	192746	THEAUX Adrien	4.76	(18)	31.46	(470)	93.72	(2497)	3.86	(7)	5.95	(27)
GER (4)	202196	BRANDNER Klaus	12.43	(67)	313.19	(4395)	54.35	(1276)	6.52	(35)	185.45	(1030)
	202535	DRESSEN Thomas	10.16	(54)	47.31	(986)	17.83	(172)	13.87	(68)	23.21	(54)
	202059	FERSTL Josef	11.39	(61)	97.11	(2467)	52.31	(1197)	6.22	(33)	25.32	(60)



2nd MEN'S DOWNHILL
ALPHABETICAL LIST OF COMPETITORS

Number of Competitors: 57, Number of NSA: 14

NSA	FIS Code	Name	FIS Points (26th of November 2015 - List 5)							
			DH	SL	GS	SG	SC			
GER (4)	200379	SANDER Andreas	9.45 (49)	242.54 (4173)	267.51 (4327)	10.72 (49)	40.60 (146)			
ITA (8)	990081	CASSE Mattia	12.35 (65)	95.21 (2417)	12.53 (86)	6.90 (36)	29.76 (77)			
	292455	FILL Peter	5.35 (23)	141.53 (3344)	42.66 (873)	5.55 (23)	19.74 (40)			
	292514	HEEL Werner	4.83 (19)	999.00 (4788)	248.76 (4266)	19.16 (115)	45.45 (189)			
	293006	INNERHOFER Christof	12.41 (66)	63.63 (1540)	41.85 (846)	5.65 (24)	22.39 (50)			
	294277	KLOTZ Siegmur	10.29 (57)	227.70 (4095)	188.01 (3913)	21.35 (140)	50.94 (231)			
	293550	MARSAGLIA Matteo	14.62 (76)	141.69 (3346)	14.40 (111)	5.21 (20)	41.48 (155)			
	291459	PARIS Dominik	2.61 (5)	306.09 (4376)	279.05 (4352)	2.55 (2)	5.34 (19)			
293141	VARETTONI Silvano	8.56 (43)	505.04 (4632)	165.05 (3704)	10.16 (43)	63.03 (317)				
NOR (3)	421483	JANSRUD Kjetil	0.00 (1)	58.10 (1365)	5.60 (21)	0.00 (1)	2.56 (6)			
	422139	KILDE Aleksander Aamodt	15.71 (82)	42.30 (814)	12.66 (90)	5.95 (29)	5.34 (19)			
	421328	SVINDAL Aksel Lund	2.61 (5)	59.00 (1396)	5.99 (30)	3.11 (5)	5.34 (19)			
SLO (3)	561216	KLINE Bostjan	9.25 (47)	60.21 (1432)	28.58 (442)	8.00 (37)	21.61 (47)			
	561217	KOSI Klemen	9.09 (46)	16.62 (157)	16.83 (150)	10.07 (42)	5.92 (26)			
	560447	SPORN Andrej	6.00 (31)	244.43 (4180)	37.84 (697)	16.82 (97)	197.55 (1065)			
SUI (6)	511529	GISIN Marc	9.86 (52)	105.59 (2676)	68.84 (1785)	16.42 (92)	16.70 (37)			
	511313	JANKA Carlo	4.70 (17)	434.78 (4580)	4.94 (11)	4.51 (12)	0.00 (1)			
	511139	KUENG Patrick	2.67 (7)	220.01 (4060)	174.20 (3802)	5.45 (21)	195.71 (1059)			
	511847	MANI Nils	12.62 (71)	103.22 (2625)	18.19 (177)	19.86 (123)	21.73 (48)			
	511808	SCHMED Fernando	17.80 (87)	411.08 (4559)	15.69 (130)	6.29 (34)	27.46 (66)			
	511352	VILETTA Sandro	5.89 (28)	61.73 (1477)	19.70 (217)	10.37 (44)	5.23 (18)			
SVK (1)	700879	ZAMPA Andreas	68.04 (409)	17.94 (177)	14.45 (114)	60.48 (572)	83.02 (455)			
USA (6)	6530104	BENNETT Bryce	20.47 (98)	21.65 (240)	45.69 (991)	16.70 (96)	20.78 (43)			
	530874	GANONG Travis	3.34 (11)	321.17 (4418)	92.73 (2474)	5.99 (30)	42.59 (167)			
	934643	GOLDBERG Jared	9.29 (48)	33.48 (529)	10.16 (63)	9.00 (39)	5.41 (24)			
	533866	NYMAN Steven	2.74 (8)	332.64 (4439)	40.65 (804)	13.01 (61)	21.48 (46)			
	533131	SULLIVAN Marco	5.19 (22)	999.00 (4788)	193.26 (3955)	21.11 (138)	618.51 (1747)			
	530939	WEIBRECHT Andrew	8.25 (39)	423.36 (4565)	18.34 (181)	4.76 (14)	23.17 (53)			

LEGEND	DH Downhill	SL Slalom	GS Giant Slalom	SG Super-G	SC Alpine Combined
---------------	--------------------	------------------	------------------------	-------------------	---------------------------

04-12-2015 / Beaver Creek (USA) / 0201

Page 2/2

Data Processing by LONGINES

www.fis-ski.com

LONGINES Timing

Generation Date: THU 3 DEC 2015

Time: 17:04

Document: 32E 1.0





AUDI FIS SKI WORLD CUP 2015/16 Beaver Creek (USA)

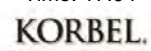


2nd MEN'S DOWNHILL DRAW LIST BY POINTS

FRI 4 DEC 2015

Number of Competitors: 57, Number of NSA: 14 Ranked 100 in the FIS List: **BAILET M.** FIS Pts: 20.57

No.	FIS Code	Name	NSA	WCSL-DH	WCSL-O	FIS-DH
1	421483	JANSRUD Kjetil	NOR	594 (1)	1363 (2)	0.00 (1)
2	50742	REICHELTH Hannes	AUT	496 (2)	840 (8)	1.00 (2)
3	421328	SVINDAL Aksel Lund	NOR	451 (3)	910 (5)	2.61 (5)
4	192932	FAYED Guillermo	FRA	445 (4)	469 (18)	2.07 (3)
5	53902	MAYER Matthias	AUT	403 (5)	846 (7)	2.36 (4)
6	291459	PARIS Dominik	ITA	387 (6)	784 (11)	2.61 (6)
7	102263	GUAY Erik	CAN	366 (7)	427 (25)	2.74 (8)
8	511139	KUENG Patrick	SUI	360 (8)	463 (19)	2.67 (7)
9	533866	NYMAN Steven	USA	355 (9)	384 (27)	2.74 (9)
10	530874	GANONG Travis	USA	351 (10)	448 (21)	3.34 (10)
11	53817	FRANZ Max	AUT	273 (12)	501 (16)	4.05 (12)
12	51215	BAUMANN Romed	AUT	259 (13)	502 (15)	3.87 (11)
13	511313	JANKA Carlo	SUI	224 (16)	742 (12)	4.70 (14)
14	50858	STREITBERGER Georg	AUT	220 (17)	367 (29)	4.32 (13)
15	292455	FILL Peter	ITA	206 (18)	349 (32)	5.35 (20)
16	192746	THEAUX Adrien	FRA	199 (19)	462 (20)	4.76 (15)
17	191740	CLAREY Johan	FRA	185 (20)	244 (40)	4.87 (18)
18	102899	OSBORNE-PARADIS Manuel	CAN	170 (21)	225 (41)	4.83 (17)
19	292514	HEEL Werner	ITA	169 (22)	195 (46)	4.83 (16)
20	533131	SULLIVAN Marco	USA	139 (23)	143 (59)	5.19 (19)
21	50753	KROELL Klaus	AUT	113 (24)	113 (70)	5.73 (22)
22	53980	KRIECHMAYR Vincent	AUT	103 (25)	353 (30)	5.65 (21)
23	191964	POISSON David	FRA	91 (26)	91 (80)	5.82 (24)
24	150398	BANK Ondrej	CZE	90 (27)	221 (42)	5.79 (23)
25	293006	INNERHOFER Christof	ITA	86 (28)	180 (49)	12.41 (46)
26	103271	THOMSEN Benjamin	CAN	84 (29)	84 (82)	5.99 (27)
27	511352	VILETTA Sandro	SUI	82 (30)	173 (50)	5.89 (25)
28	54005	STRIEDINGER Otmar	AUT	78 (31)	205 (44)	5.97 (26)
29	202059	FERSTL Josef	GER	73 (32)	101 (77)	11.39 (43)
30	293141	VARETONI Silvano	ITA	61 (34)	61 (93)	8.56 (32)
31	560447	SPORN Andrej	SLO	-	-	6.00 (28)
32	103762	WERRY Tyler	CAN	-	5 (152)	6.67 (29)
33	53933	SCHWEIGER Patrick	AUT	22 (50)	69 (90)	7.00 (30)
34	530939	WEIBRECHT Andrew	USA	54 (35)	218 (43)	8.25 (31)
35	561217	KOSI Klemen	SLO	24 (46)	72 (89)	9.09 (33)
36	561216	KLINE Bostjan	SLO	34 (41)	62 (92)	9.25 (34)
37	934643	GOLDBERG Jared	USA	34 (41)	77 (85)	9.29 (35)



Number of Competitors: 57, Number of NSA: 14 Ranked 100 in the FIS List: BAILET M. FIS Pts: 20.57

No.	FIS Code	Name	NSA	WCSL-DH	WCSL-O	FIS-DH
38	200379	SANDER Andreas	GER	33 (43)	45 (103)	9.45 (36)
39	194298	GIEZENDANNER Blaise	FRA	4 (62)	4 (155)	9.54 (37)
40	511529	GISIN Marc	SUI	35 (40)	37 (108)	9.86 (38)
41	202535	DRESSEN Thomas	GER	8 (57)	8 (147)	10.16 (39)
42	103512	FRISCH Jeffrey	CAN	-	-	10.27 (40)
43	294277	KLOTZ Siegmur	ITA	42 (37)	52 (96)	10.29 (41)
44	180570	ROMAR Andreas	FIN	-	36 (109)	10.77 (42)
45	380292	ZRNCIC DIM Natko	CRO	-	77 (85)	11.61 (44)
46	990081	CASSE Mattia	ITA	25 (45)	76 (87)	12.35 (45)
47	194167	MUZATON Maxence	FRA	40 (38)	54 (95)	12.43 (48)
48	202196	BRANDNER Klaus	GER	23 (49)	34 (111)	12.43 (47)
49	511847	MANI Nils	SUI	-	1 (160)	12.62 (49)
50	293550	MARSAGLIA Matteo	ITA	17 (53)	146 (57)	14.62 (50)
51	422139	KILDE Aleksander Aamodt	NOR	36 (39)	145 (58)	15.71 (51)
52	511808	SCHMED Fernando	SUI	5 (59)	12 (139)	17.80 (52)
53	6530104	BENNETT Bryce	USA	-	-	20.47 (53)
54	110324	VON APPEN Henrik	CHI	-	-	> 21.31 (54)
55	192504	MERMILLOD BLONDIN Thomas	FRA	-	113 (70)	> 26.51 (55)
56	103612	PRIDY Morgan	CAN	-	25 (121)	> 28.04 (56)
57	700879	ZAMPA Andreas	SVK	-	-	> 68.04 (57)

LEGEND
WCSL-DH World Cup Start List points for Downhill **WCSL-O** Overall WCSL points **No.** Control Number
FIS-DH FIS points for Downhill

04-12-2015 / Beaver Creek (USA) / 0201

Page 2/2

Data Processing by LONGINES

www.fis-ski.com


LONGINES Timing

Generation Date: THU 3 DEC 2015

Time: 17:04

Document: 45A 1.0





AUDI FIS SKI WORLD CUP 2015/16 Beaver Creek (USA)



2nd MEN'S DOWNHILL START LIST

FRI 4 DEC 2015
Start Time: 10:45

Jury			Technical Data	
TD FIS	T. TARIO	CAN	Course Name	Birds of Prey / Golden Eagle
Referee	M. WALDNER	FIS	Start Altitude	3483 m
Assistant Referee	H. TRINKL	FIS	Finish Altitude	2730 m
Chief of Race	G. JOHNSON	USA	Vertical Drop	753 m
			Course Length	2750 m
			Homologation Number	10665/11/12

Race Information

Course Setter	H. TRINKL	FIS		
Number of Gates	37			
Start Time	10:45			
Forerunners	A - D. DUFFY	USA	D - I. GRIFFITH	USA
	B - S. MORSE	USA	E - F. SZWELB	USA
	C - J. GOWER	GBR	F - B. WRIGHT	USA

Number of Competitors: 57, Number of NSA: 14

Bib	FIS Code	Name	Year of Birth	NSA	Time	Ski
1	293006	INNERHOFER Christof	1984	ITA		Rossignol
2	54005	STRIEDINGER Otmar	1991	AUT		Rossignol
3	150398	BANK Ondrej	1980	CZE		Nordica
4	50753	KROELL Klaus	1980	AUT		Salomon
5	103271	THOMSEN Benjamin	1987	CAN		Head
6	53980	KRIECHMAYR Vincent	1991	AUT		Fischer
7	192746	THEAUX Adrien	1984	FRA		Head
8	50858	STREITBERGER Georg	1981	AUT		Head
9	511139	KUENG Patrick	1984	SUI		Salomon
10	53817	FRANZ Max	1989	AUT		Atomic
11	51215	BAUMANN Romed	1986	AUT		Salomon
12	292455	FILL Peter	1982	ITA		Atomic
13	533866	NYMAN Steven	1982	USA		Fischer
14	530874	GANONG Travis	1988	USA		Atomic
15	511313	JANKA Carlo	1986	SUI		Rossignol
16	421328	SVINDAL Aksel Lund	1982	NOR		Head
17	50742	REICHELTH Hannes	1980	AUT		Salomon
18	421483	JANSRUD Kjetil	1985	NOR		Head
19	102263	GUAY Erik	1981	CAN		Head
20	192932	FAYED Guillermo	1985	FRA		Head
21	291459	PARIS Dominik	1989	ITA		Nordica
22	53902	MAYER Matthias	1990	AUT		Head
23	292514	HEEL Werner	1982	ITA		Rossignol

04-12-2015 / Beaver Creek (USA) / 0201

Page 1/2

Data Processing by LONGINES

www.fis-ski.com

LONGINES Timing

Generation Date: THU 3 DEC 2015

Time: 17:15


Document: 51A 1.0



Number of Competitors: 57, Number of NSA: 14

Bib	FIS Code	Name	Year of Birth	NSA	Time	Ski
24	202059	FERSTL Josef	1988	GER	_____	Head
25	102899	OSBORNE-PARADIS Manuel	1984	CAN	_____	Rossignol
26	293141	VARETONI Silvano	1984	ITA	_____	Head
27	191964	POISSON David	1982	FRA	_____	Salomon
28	191740	CLAREY Johan	1981	FRA	_____	Head
29	533131	SULLIVAN Marco	1980	USA	_____	Atomic
30	511352	VILETTA Sandro	1986	SUI	_____	Salomon
31	560447	SPORN Andrej	1981	SLO	_____	Stoeckli
32	103762	WERRY Tyler	1991	CAN	_____	Head
33	53933	SCHWEIGER Patrick	1990	AUT	_____	Salomon
34	530939	WEIBRECHT Andrew	1986	USA	_____	Head
35	561217	KOSI Klemen	1991	SLO	_____	Atomic
36	561216	KLINE Bostjan	1991	SLO	_____	Stoeckli
37	934643	GOLDBERG Jared	1991	USA	_____	Head
38	200379	SANDER Andreas	1989	GER	_____	Atomic
39	194298	GIEZENDANNER Blaise	1991	FRA	_____	Head
40	511529	GISIN Marc	1988	SUI	_____	Rossignol
41	202535	DRESSEN Thomas	1993	GER	_____	Rossignol
42	103512	FRISCH Jeffrey	1984	CAN	_____	Head
43	294277	KLOTZ Siegmur	1987	ITA	_____	Nordica
44	180570	ROMAR Andreas	1989	FIN	_____	Head
45	380292	ZRNCIC DIM Natko	1986	CRO	_____	Atomic
46	990081	CASSE Mattia	1990	ITA	_____	Head
47	194167	MUZATON Maxence	1990	FRA	_____	Rossignol
48	202196	BRANDNER Klaus	1990	GER	_____	Nordica
49	511847	MANI Nils	1992	SUI	_____	Stoeckli
50	293550	MARSAGLIA Matteo	1985	ITA	_____	Rossignol
51	422139	KILDE Aleksander Aamodt	1992	NOR	_____	Atomic
52	511808	SCHMED Fernando	1991	SUI	_____	Salomon
53	6530104	BENNETT Bryce	1992	USA	_____	Fischer
54	110324	VON APPEN Henrik	1994	CHI	_____	
55	192504	MERMILLOD BLONDIN Thomas	1984	FRA	_____	Rossignol
56	103612	PRIDY Morgan	1990	CAN	_____	Atomic
57	700879	ZAMPA Andreas	1993	SVK	_____	Salomon





AUDI FIS SKI WORLD CUP 2015/16 Beaver Creek (USA)



2nd MEN'S DOWNHILL OFFICIAL RESULTS

FRI 4 DEC 2015
Start Time: 10:45

Jury			Technical Data	
TD FIS	T. TARIO	CAN	Course Name	Birds of Prey / Golden Eagle
Referee	M. WALDNER	FIS	Start Altitude	3483 m
Assistant Referee	H. TRINKL	FIS	Finish Altitude	2730 m
Chief of Race	G. JOHNSON	USA	Vertical Drop	753 m
			Course Length	2750 m
			Homologation Number	10665/11/12

Race Information


Course Setter	H. TRINKL	FIS		
Number of Gates	37			
Start Time	10:45			
Forerunners	A - D. DUFFY	USA	D - I. GRIFFITH	USA
	B - S. MORSE	USA	E - F. SZWELB	USA
	C - J. GOWER	GBR	F - B. WRIGHT	USA

Number of Competitors: 57, Number of NSA: 14

F-factor: 1250

Rank	Bib	FIS Code	Name	Year of Birth	NSA	Time	Diff.	Dist. (m)	Race Points	Ski
1	16	421328	SVINDAL Aksel Lund	1982	NOR	1:42.34			0.00	Head
2	18	421483	JANSRUD Kjetil	1985	NOR	1:42.64	0.30	8.04	3.66	Head
3	20	192932	FAYED Guillermo	1985	FRA	1:43.04	0.70	18.68	8.55	Head
4	17	50742	REICHELTH Hannes	1980	AUT	1:43.12	0.78	20.80	9.53	Salomon
5	34	530939	WEIBRECHT Andrew	1986	USA	1:43.31	0.97	25.82	11.85	Head
5	15	511313	JANKA Carlo	1986	SUI	1:43.31	0.97	25.82	11.85	Rossignol
7	1	293006	INNERHOFER Christof	1984	ITA	1:43.44	1.10	29.24	13.44	Rossignol
8	12	292455	FILL Peter	1982	ITA	1:43.48	1.14	30.30	13.92	Atomic
9	9	511139	KUENG Patrick	1984	SUI	1:43.59	1.25	33.18	15.27	Salomon
10	7	192746	THEAUX Adrien	1984	FRA	1:43.65	1.31	34.76	16.00	Head
11	19	102263	GUAY Erik	1981	CAN	1:43.75	1.41	37.37	17.22	Head
12	14	530874	GANONG Travis	1988	USA	1:43.84	1.50	39.72	18.32	Atomic
13	2	54005	STRIEDINGER Otmar	1991	AUT	1:43.88	1.54	40.77	18.81	Rossignol
14	6	53980	KRIECHMAYR Vincent	1991	AUT	1:43.89	1.55	41.03	18.93	Fischer
15	13	533866	NYMAN Steven	1982	USA	1:43.90	1.56	41.29	19.05	Fischer
16	51	422139	KILDE Aleksander Aamodt	1992	NOR	1:43.92	1.58	41.81	19.30	Atomic
17	8	50858	STREITBERGER Georg	1981	AUT	1:43.98	1.64	43.37	20.03	Head
18	47	194167	MUZATON Maxence	1990	FRA	1:44.00	1.66	43.89	20.28	Rossignol
19	35	561217	KOSI Klemen	1991	SLO	1:44.01	1.67	44.15	20.40	Atomic
20	21	291459	PARIS Dominik	1989	ITA	1:44.04	1.70	44.93	20.76	Nordica
21	22	53902	MAYER Matthias	1990	AUT	1:44.14	1.80	47.53	21.99	Head

#982 _____



Number of Competitors: 57, Number of NSA: 14

F-factor: 1250

Rank	Bib	FIS Code	Name	Year of Birth	NSA	Time	Diff.	Dist. (m)	Race Points	Ski
22	28	191740	CLAREY Johan	1981	FRA	1:44.23	1.89	49.87	23.08	Head
23	5	103271	THOMSEN Benjamin	1987	CAN	1:44.27	1.93	50.90	23.57	Head
24	50	293550	MARSAGLIA Matteo	1985	ITA	1:44.48	2.14	56.33	26.14	Rossignol
25	45	380292	ZRNCIC DIM Natko	1986	CRO	1:44.54	2.20	57.87	26.87	Atomic
26	55	192504	MERMILLOD BLONDIN T.	1984	FRA	1:44.61	2.27	59.67	27.73	Rossignol
27	36	561216	KLINE Bostjan	1991	SLO	1:44.63	2.29	60.19	27.97	Stoeckli
28	4	50753	KROELL Klaus	1980	AUT	1:44.67	2.33	61.22	28.46	Salomon
29	53	6530104	BENNETT Bryce	1992	USA	1:44.76	2.42	63.53	29.56	Fischer
30	39	194298	GIEZENDANNER Blaise	1991	FRA	1:44.81	2.47	64.81	30.17	Head
31	37	934643	GOLDBERG Jared	1991	USA	1:44.84	2.50	65.58	30.54	Head
32	52	511808	SCHMED Fernando	1991	SUI	1:44.87	2.53	66.34	30.90	Salomon
33	30	511352	VILETTA Sandro	1986	SUI	1:44.89	2.55	66.86	31.15	Salomon
34	11	51215	BAUMANN Romed	1986	AUT	1:45.00	2.66	69.67	32.49	Salomon
35	25	102899	OSBORNE-PARADIS Manuel	1984	CAN	1:45.06	2.72	71.20	33.22	Rossignol
36	38	200379	SANDER Andreas	1989	GER	1:45.10	2.76	72.22	33.71	Atomic
37	23	292514	HEEL Werner	1982	ITA	1:45.12	2.78	72.73	33.96	Rossignol
38	3	150398	BANK Ondrej	1980	CZE	1:45.21	2.87	75.02	35.05	Nordica
39	56	103612	PRIDY Morgan	1990	CAN	1:45.30	2.96	77.30	36.15	Atomic
40	46	990081	CASSE Mattia	1990	ITA	1:45.34	3.00	78.32	36.64	Head
41	44	180570	ROMAR Andreas	1989	FIN	1:45.45	3.11	81.10	37.99	Head
42	27	191964	POISSON David	1982	FRA	1:45.48	3.14	81.86	38.35	Salomon
43	26	293141	VARETONI Silvano	1984	ITA	1:45.58	3.24	84.39	39.57	Head
44	54	110324	VON APPEN Henrik	1994	CHI	1:46.00	3.66	94.95	44.70	
45	43	294277	KLOTZ Siegmar	1987	ITA	1:46.15	3.81	98.70	46.54	Nordica
46	32	103762	WERRY Tyler	1991	CAN	1:46.39	4.05	104.69	49.47	Head
47	57	700879	ZAMPA Andreas	1993	SVK	1:47.78	5.44	138.80	66.45	Salomon

DID NOT START: 1 competitor

41	202535	DRESSEN Thomas	1993	GER		Rossignol
----	--------	----------------	------	-----	--	-----------

DID NOT FINISH: 9 competitors

10	53817	FRANZ Max	1989	AUT		Atomic
24	202059	FERSTL Josef	1988	GER		Head
29	533131	SULLIVAN Marco	1980	USA		Atomic
31	560447	SPORN Andrej	1981	SLO		Stoeckli
33	53933	SCHWEIGER Patrick	1990	AUT		Salomon
40	511529	GISIN Marc	1988	SUI		Rossignol
42	103512	FRISCH Jeffrey	1984	CAN		Head
48	202196	BRANDNER Klaus	1990	GER		Nordica
49	511847	MANI Nils	1992	SUI		Stoeckli

Technical Delegate:
T. TARIO (CAN) #982





AUDI FIS SKI WORLD CUP 2015/16 Beaver Creek (USA)



2nd MEN'S DOWNHILL PENALTY CALCULATION

FRI 4 DEC 2015

Best 10 at Finish

Rank	Bib	FIS Code	Name	NSA	FIS Points	Best 5	Race Points
1	16	421328	SVINDAL Aksel Lund	NOR	2.61	2.61	0.00
2	18	421483	JANSRUD Kjetil	NOR	0.00	0.00	3.66
3	20	192932	FAYED Guillermo	FRA	2.07	2.07	8.55
4	17	50742	REICHELTH Hannes	AUT	1.00	1.00	9.53
5	34	530939	WEIBRECHT Andrew	USA	8.25		
5	15	511313	JANKA Carlo	SUI	4.70		
7	1	293006	INNERHOFER Christof	ITA	12.41		
8	12	292455	FILL Peter	ITA	5.35		
9	9	511139	KUENG Patrick	SUI	2.67	2.67	15.27
10	7	192746	THEAUX Adrien	FRA	4.76		


Best 5 FIS Points at Start

Rank	Bib	FIS Code	Name	NSA	FIS Points
2	18	421483	JANSRUD Kjetil	NOR	0.00
4	17	50742	REICHELTH Hannes	AUT	1.00
3	20	192932	FAYED Guillermo	FRA	2.07
21	22	53902	MAYER Matthias	AUT	2.36
1	16	421328	SVINDAL Aksel Lund	NOR	2.61

TOTALS:	
FIS Points of Best 5 at Start (B)	8.04
FIS Points of Best at Finish in Top 10 (A)	8.35
Race Points of Corresponding Competitors (C)	37.01
Calculated Penalty (A+B-C) : 10 =>	-2.062
Rounded	-2.06
Category Adder	0.00
Correction Value (Z)	0.00
Calculated Penalty	-2.06
Penalty Applied	0.00

Technical Delegate:
T. TARIO (CAN) #982





AUDI FIS SKI WORLD CUP 2015/16

Beaver Creek (USA)



2nd MEN'S DOWNHILL

PERFORMANCE ANALYSIS 1

FRI 4 DEC 2015

Number of Competitors: 47

Rank	Bib	Name Ski	NSA	Positions			Partials			Difference		Speed		
				Pos.	Time	Rank	Pos.	Time	Rank	Time	Dist(m)	Pos.	km/h	Rank
1	16	SVINDAL Aksel Lund Head	NOR	Int1: 27.01 (1) Int2: 53.01 (1) Int3: 1:11.74 (1) Int4: 1:25.95 (1) Fin: 1:42.34 (1)	I1-I2: 26.00 (2) I2-I3: 18.73 (3) I3-I4: 14.21 (13) I4-Fin: 16.39 (3)	0.00 0.00 0.00 0.00 0.00	0.00	0.00	0.00	0.00	Sp1: 94.16 (2) Sp2: 120.90 (12) Sp3: 120.41 (10) Sp4: 112.30 (39) Avg.: 96.74			
2	18	JANSRUD Kjetil Head	NOR	Int1: 27.51 (12) Int2: 53.46 (2) Int3: 1:12.22 (2) Int4: 1:26.19 (2) Fin: 1:42.64 (2)	I1-I2: 25.95 (1) I2-I3: 18.76 (5) I3-I4: 13.97 (4) I4-Fin: 16.45 (4)	0.50 0.45 0.48 0.24 0.30	8.04				Sp1: 93.39 (4) Sp2: 121.90 (7) Sp3: 119.52 (21) Sp4: 114.90 (24) Avg.: 96.45			
3	20	FAYED Guillermo Head	FRA	Int1: 27.44 (4) Int2: 54.03 (19) Int3: 1:12.76 (7) Int4: 1:26.89 (7) Fin: 1:43.04 (3)	I1-I2: 26.59 (25) I2-I3: 18.73 (3) I3-I4: 14.13 (11) I4-Fin: 16.15 (1)	0.43 1.02 1.02 0.94 0.70	18.68				Sp1: 92.24 (10) Sp2: 121.40 (11) Sp3: 121.61 (3) Sp4: 117.80 (3) Avg.: 96.08			
4	17	REICHELTH Hannes Salomon	AUT	Int1: 27.62 (17) Int2: 53.90 (11) Int3: 1:12.78 (9) Int4: 1:26.67 (3) Fin: 1:43.12 (4)	I1-I2: 26.28 (9) I2-I3: 18.88 (10) I3-I4: 13.89 (1) I4-Fin: 16.45 (4)	0.61 0.89 1.04 0.72 0.78	20.80				Sp1: 90.46 (34) Sp2: 119.20 (25) Sp3: 121.43 (4) Sp4: 117.40 (7) Avg.: 96.00			
5	34	WEIBRECHT Andrew Head	USA	Int1: 27.59 (16) Int2: 53.80 (5) Int3: 1:12.36 (3) Int4: 1:26.80 (6) Fin: 1:43.31 (5)	I1-I2: 26.21 (6) I2-I3: 18.56 (1) I3-I4: 14.44 (35) I4-Fin: 16.51 (6)	0.58 0.79 0.62 0.85 0.97	25.82				Sp1: 91.30 (18) Sp2: 123.40 (1) Sp3: 119.82 (16) Sp4: 117.20 (8) Avg.: 95.83			
5	15	JANKA Carlo Rossignol	SUI	Int1: 27.69 (24) Int2: 53.70 (3) Int3: 1:12.71 (6) Int4: 1:26.79 (5) Fin: 1:43.31 (5)	I1-I2: 26.01 (4) I2-I3: 19.01 (17) I3-I4: 14.08 (9) I4-Fin: 16.52 (8)	0.68 0.69 0.97 0.84 0.97	25.82				Sp1: 90.52 (31) Sp2: 120.00 (21) Sp3: 120.41 (10) Sp4: 115.90 (15) Avg.: 95.83			
7	1	INNERHOFER Christof Rossignol	ITA	Int1: 27.85 (34) Int2: 53.85 (6) Int3: 1:12.46 (4) Int4: 1:26.89 (7) Fin: 1:43.44 (7)	I1-I2: 26.00 (2) I2-I3: 18.61 (2) I3-I4: 14.43 (33) I4-Fin: 16.55 (11)	0.84 0.84 0.72 0.94 1.10	29.24				Sp1: 90.70 (27) Sp2: 122.60 (4) Sp3: 118.94 (31) Sp4: 116.40 (11) Avg.: 95.71			
8	12	FILL Peter Atomic	ITA	Int1: 27.49 (8) Int2: 53.70 (3) Int3: 1:12.57 (5) Int4: 1:26.75 (4) Fin: 1:43.48 (8)	I1-I2: 26.21 (6) I2-I3: 18.87 (9) I3-I4: 14.18 (12) I4-Fin: 16.73 (30)	0.48 0.69 0.83 0.80 1.14	30.30				Sp1: 90.79 (25) Sp2: 122.20 (6) Sp3: 118.04 (39) Sp4: 113.10 (36) Avg.: 95.67			



Number of Competitors: 47

Rank	Bib	Name Ski	NSA	Positions			Partials			Difference		Speed	
				Pos.	Time	Rank	Pos.	Time	Rank	Time	Dist(m)	Pos.	km/h
9	9	KUENG Patrick Salomon	SUI	Int1: 27.47 (7) Int2: 54.28 (26) Int3: 1:13.16 (20) Int4: 1:27.05 (9) Fin: 1:43.59 (9)	I1-I2: 26.81 (35) I2-I3: 18.88 (10) I3-I4: 13.89 (1) I4-Fin: 16.54 (10)	0.46 1.27 1.42 1.10 1.25	33.18	Sp1: 90.38 (35) Sp2: 122.30 (5) Sp3: 120.42 (9) Sp4: 116.00 (14) Avg.: 95.57					
10	7	THEAUX Adrien Head	FRA	Int1: 27.72 (26) Int2: 53.88 (9) Int3: 1:13.05 (14) Int4: 1:27.12 (10) Fin: 1:43.65 (10)	I1-I2: 26.16 (5) I2-I3: 19.17 (29) I3-I4: 14.07 (7) I4-Fin: 16.53 (9)	0.71 0.87 1.31 1.17 1.31	34.76	Sp1: 91.45 (16) Sp2: 118.00 (32) Sp3: 122.37 (1) Sp4: 115.80 (17) Avg.: 95.51					
11	19	GUAY Erik Head	CAN	Int1: 27.50 (9) Int2: 53.98 (17) Int3: 1:13.09 (16) Int4: 1:27.12 (10) Fin: 1:43.75 (11)	I1-I2: 26.48 (21) I2-I3: 19.11 (23) I3-I4: 14.03 (5) I4-Fin: 16.63 (16)	0.49 0.97 1.35 1.17 1.41	37.37	Sp1: 92.17 (12) Sp2: 118.50 (31) Sp3: 121.74 (2) Sp4: 117.60 (5) Avg.: 95.42					
12	14	GANONG Travis Atomic	USA	Int1: 27.68 (22) Int2: 54.06 (20) Int3: 1:13.34 (27) Int4: 1:27.26 (15) Fin: 1:43.84 (12)	I1-I2: 26.38 (13) I2-I3: 19.28 (35) I3-I4: 13.92 (3) I4-Fin: 16.58 (12)	0.67 1.05 1.60 1.31 1.50	39.72	Sp1: 90.26 (37) Sp2: 115.60 (46) Sp3: 121.13 (5) Sp4: 118.40 (2) Avg.: 95.34					
13	2	STRIEDINGER Otmar Rossignol	AUT	Int1: 27.75 (28) Int2: 54.08 (21) Int3: 1:12.91 (10) Int4: 1:27.25 (13) Fin: 1:43.88 (13)	I1-I2: 26.33 (12) I2-I3: 18.83 (6) I3-I4: 14.34 (28) I4-Fin: 16.63 (16)	0.74 1.07 1.17 1.30 1.54	40.77	Sp1: 91.16 (20) Sp2: 123.00 (2) Sp3: 120.01 (15) Sp4: 117.60 (5) Avg.: 95.30					
14	6	KRIECHMAYR Vincent Fischer	AUT	Int1: 27.95 (41) Int2: 54.37 (28) Int3: 1:13.27 (24) Int4: 1:27.30 (18) Fin: 1:43.89 (14)	I1-I2: 26.42 (17) I2-I3: 18.90 (13) I3-I4: 14.03 (5) I4-Fin: 16.59 (13)	0.94 1.36 1.53 1.35 1.55	41.03	Sp1: 90.49 (32) Sp2: 118.00 (32) Sp3: 118.95 (30) Sp4: 113.10 (36) Avg.: 95.29					
15	13	NYMAN Steven Fischer	USA	Int1: 27.25 (3) Int2: 53.86 (8) Int3: 1:12.76 (7) Int4: 1:27.21 (12) Fin: 1:43.90 (15)	I1-I2: 26.61 (26) I2-I3: 18.90 (13) I3-I4: 14.45 (36) I4-Fin: 16.69 (23)	0.24 0.85 1.02 1.26 1.56	41.29	Sp1: 95.37 (1) Sp2: 121.50 (10) Sp3: 120.84 (6) Sp4: 114.90 (24) Avg.: 95.28					
16	51	KILDE Aleksander Aamodt Atomic	NOR	Int1: 27.44 (4) Int2: 53.85 (6) Int3: 1:13.14 (19) Int4: 1:27.63 (23) Fin: 1:43.92 (16)	I1-I2: 26.41 (16) I2-I3: 19.29 (36) I3-I4: 14.49 (38) I4-Fin: 16.29 (2)	0.43 0.84 1.40 1.68 1.58	41.81	Sp1: 92.38 (6) Sp2: 115.80 (45) Sp3: 119.41 (24) Sp4: 119.60 (1) Avg.: 95.27					
17	8	STREITBERGER Georg Head	AUT	Int1: 27.57 (15) Int2: 53.95 (13) Int3: 1:13.13 (17) Int4: 1:27.25 (13) Fin: 1:43.98 (17)	I1-I2: 26.38 (13) I2-I3: 19.18 (30) I3-I4: 14.12 (10) I4-Fin: 16.73 (30)	0.56 0.94 1.39 1.30 1.64	43.37	Sp1: 92.32 (7) Sp2: 117.90 (35) Sp3: 118.61 (35) Sp4: 115.90 (15) Avg.: 95.21					
18	47	MUZATON Maxence Rossignol	FRA	Int1: 27.67 (21) Int2: 53.97 (15) Int3: 1:13.06 (15) Int4: 1:27.31 (19) Fin: 1:44.00 (18)	I1-I2: 26.30 (11) I2-I3: 19.09 (22) I3-I4: 14.25 (15) I4-Fin: 16.69 (23)	0.66 0.96 1.32 1.36 1.66	43.89	Sp1: 90.48 (33) Sp2: 120.40 (16) Sp3: 117.91 (40) Sp4: 115.30 (21) Avg.: 95.19					
19	35	KOSI Klemen Atomic	SLO	Int1: 27.63 (19) Int2: 54.01 (18) Int3: 1:13.02 (12) Int4: 1:27.28 (17) Fin: 1:44.01 (19)	I1-I2: 26.38 (13) I2-I3: 19.01 (17) I3-I4: 14.26 (18) I4-Fin: 16.73 (30)	0.62 1.00 1.28 1.33 1.67	44.15	Sp1: 91.72 (15) Sp2: 120.10 (20) Sp3: 118.69 (33) Sp4: 116.30 (12) Avg.: 95.18					

Number of Competitors: 47

Rank	Bib	Name Ski	NSA	Positions			Partials			Difference		Speed	
				Pos.	Time	Rank	Pos.	Time	Rank	Time	Dist(m)	Pos.	km/h
20	21	PARIS Dominik Nordica	ITA	Int1: 27.52 (13) Int2: 54.09 (22) Int3: 1:12.94 (11) Int4: 1:27.27 (16) Fin: 1:44.04 (20)	I1-I2: 26.57 (24) I2-I3: 18.85 (7) I3-I4: 14.33 (26) I4-Fin: 16.77 (35)	0.51 1.08 1.20 1.32 1.70	44.93	Sp1: 91.86 (14) Sp2: 122.70 (3) Sp3: 119.71 (17) Sp4: 116.80 (10) Avg.: 95.16					
21	22	MAYER Matthias Head	AUT	Int1: 27.94 (40) Int2: 54.22 (24) Int3: 1:13.24 (23) Int4: 1:27.49 (21) Fin: 1:44.14 (21)	I1-I2: 26.28 (9) I2-I3: 19.02 (19) I3-I4: 14.25 (15) I4-Fin: 16.65 (19)	0.93 1.21 1.50 1.54 1.80	47.53	Sp1: 89.80 (40) Sp2: 119.70 (22) Sp3: 119.20 (26) Sp4: 114.10 (29) Avg.: 95.06					
22	28	CLAREY Johan Head	FRA	Int1: 27.63 (19) Int2: 53.88 (9) Int3: 1:13.02 (12) Int4: 1:27.31 (19) Fin: 1:44.23 (22)	I1-I2: 26.25 (8) I2-I3: 19.14 (28) I3-I4: 14.29 (22) I4-Fin: 16.92 (41)	0.62 0.87 1.28 1.36 1.89	49.87	Sp1: 89.75 (41) Sp2: 117.30 (37) Sp3: 119.26 (25) Sp4: 113.40 (34) Avg.: 94.98					
23	5	THOMSEN Benjamin Head	CAN	Int1: 27.52 (13) Int2: 54.28 (26) Int3: 1:13.34 (27) Int4: 1:27.66 (24) Fin: 1:44.27 (23)	I1-I2: 26.76 (33) I2-I3: 19.06 (21) I3-I4: 14.32 (25) I4-Fin: 16.61 (15)	0.51 1.27 1.60 1.71 1.93	50.90	Sp1: 92.39 (5) Sp2: 118.80 (29) Sp3: 119.03 (29) Sp4: 116.30 (12) Avg.: 94.95					
24	50	MARSAGLIA Matteo Rossignol	ITA	Int1: 27.73 (27) Int2: 54.24 (25) Int3: 1:13.22 (22) Int4: 1:27.77 (26) Fin: 1:44.48 (24)	I1-I2: 26.51 (22) I2-I3: 18.98 (16) I3-I4: 14.55 (40) I4-Fin: 16.71 (27)	0.72 1.23 1.48 1.82 2.14	56.33	Sp1: 90.85 (24) Sp2: 119.20 (25) Sp3: 119.15 (27) Sp4: 115.40 (19) Avg.: 94.75					
25	45	ZRNCIC DIM Natko Atomic	CRO	Int1: 27.46 (6) Int2: 53.97 (15) Int3: 1:13.21 (21) Int4: 1:27.58 (22) Fin: 1:44.54 (25)	I1-I2: 26.51 (22) I2-I3: 19.24 (33) I3-I4: 14.37 (30) I4-Fin: 16.96 (45)	0.45 0.96 1.47 1.63 2.20	57.87	Sp1: 93.66 (3) Sp2: 119.20 (25) Sp3: 117.79 (42) Sp4: 113.60 (31) Avg.: 94.70					
26	55	MERMILLOD BLONDIN T. Rossignol	FRA	Int1: 27.50 (9) Int2: 53.96 (14) Int3: 1:13.27 (24) Int4: 1:28.02 (30) Fin: 1:44.61 (26)	I1-I2: 26.46 (20) I2-I3: 19.31 (37) I3-I4: 14.75 (44) I4-Fin: 16.59 (13)	0.49 0.95 1.53 2.07 2.27	59.67	Sp1: 89.32 (44) Sp2: 115.20 (47) Sp3: 118.52 (36) Sp4: 115.10 (22) Avg.: 94.64					
27	36	KLINE Bostjan Stoekli	SLO	Int1: 27.79 (31) Int2: 54.40 (29) Int3: 1:13.30 (26) Int4: 1:27.69 (25) Fin: 1:44.63 (27)	I1-I2: 26.61 (26) I2-I3: 18.90 (13) I3-I4: 14.39 (32) I4-Fin: 16.94 (43)	0.78 1.39 1.56 1.74 2.29	60.19	Sp1: 90.62 (30) Sp2: 121.70 (9) Sp3: 118.67 (34) Sp4: 110.90 (44) Avg.: 94.62					
28	4	KROELL Klaus Salomon	AUT	Int1: 27.62 (17) Int2: 55.03 (41) Int3: 1:13.89 (35) Int4: 1:28.16 (33) Fin: 1:44.67 (28)	I1-I2: 27.41 (45) I2-I3: 18.86 (8) I3-I4: 14.27 (19) I4-Fin: 16.51 (6)	0.61 2.02 2.15 2.21 2.33	61.22	Sp1: 92.31 (8) Sp2: 121.90 (7) Sp3: 120.30 (13) Sp4: 117.00 (9) Avg.: 94.58					
29	53	BENNETT Bryce Fischer	USA	Int1: 27.68 (22) Int2: 54.45 (31) Int3: 1:13.83 (34) Int4: 1:28.08 (31) Fin: 1:44.76 (29)	I1-I2: 26.77 (34) I2-I3: 19.38 (40) I3-I4: 14.25 (15) I4-Fin: 16.68 (22)	0.67 1.44 2.09 2.13 2.42	63.53	Sp1: 91.20 (19) Sp2: 118.80 (29) Sp3: 120.16 (14) Sp4: 115.60 (18) Avg.: 94.50					
30	39	GIEZENDANNER Blaise Head	FRA	Int1: 27.90 (37) Int2: 54.59 (34) Int3: 1:13.92 (36) Int4: 1:28.15 (32) Fin: 1:44.81 (30)	I1-I2: 26.69 (30) I2-I3: 19.33 (39) I3-I4: 14.23 (14) I4-Fin: 16.66 (21)	0.89 1.58 2.18 2.20 2.47	64.81	Sp1: 88.03 (47) Sp2: 117.20 (38) Sp3: 120.76 (7) Sp4: 108.80 (47) Avg.: 94.46					



Number of Competitors: 47


Rank	Bib	Name Ski	NSA	Positions			Partials			Difference		Speed	
				Pos.	Time	Rank	Pos.	Time	Rank	Time	Dist(m)	Pos.	km/h
31	37	GOLDBERG Jared Head	USA	Int1: 27.84 (33) Int2: 54.46 (32) Int3: 1:13.57 (31) Int4: 1:27.85 (27) Fin: 1:44.84 (31)	I1-I2: 26.62 (29) I2-I3: 19.11 (23) I3-I4: 14.28 (21) I4-Fin: 16.99 (46)	0.83 1.45 1.83 1.90 2.50	65.58	Sp1: 90.09 (38) Sp2: 120.50 (15) Sp3: 117.64 (43) Sp4: 109.30 (46) Avg.: 94.43					
32	52	SCHMED Fernando Salomon	SUI	Int1: 27.21 (2) Int2: 54.42 (30) Int3: 1:13.55 (30) Int4: 1:27.92 (28) Fin: 1:44.87 (32)	I1-I2: 27.21 (41) I2-I3: 19.13 (27) I3-I4: 14.37 (30) I4-Fin: 16.95 (44)	0.20 1.41 1.81 1.97 2.53	66.34	Sp1: 92.19 (11) Sp2: 120.40 (16) Sp3: 119.44 (23) Sp4: 114.20 (28) Avg.: 94.40					
33	30	VILETTA Sandro Salomon	SUI	Int1: 27.75 (28) Int2: 54.18 (23) Int3: 1:13.42 (29) Int4: 1:27.97 (29) Fin: 1:44.89 (33)	I1-I2: 26.43 (18) I2-I3: 19.24 (33) I3-I4: 14.55 (40) I4-Fin: 16.92 (41)	0.74 1.17 1.68 2.02 2.55	66.86	Sp1: 91.39 (17) Sp2: 120.20 (18) Sp3: 115.48 (47) Sp4: 111.50 (42) Avg.: 94.38					
34	11	BAUMANN Romed Salomon	AUT	Int1: 27.50 (9) Int2: 53.93 (12) Int3: 1:13.13 (17) Int4: 1:28.28 (35) Fin: 1:45.00 (34)	I1-I2: 26.43 (18) I2-I3: 19.20 (32) I3-I4: 15.15 (46) I4-Fin: 16.72 (28)	0.49 0.92 1.39 2.33 2.66	69.67	Sp1: 90.91 (22) Sp2: 117.00 (40) Sp3: 116.94 (45) Sp4: 110.20 (45) Avg.: 94.29					
35	25	OSBORNE-PARADIS Manuel Rossignol	CAN	Int1: 27.87 (36) Int2: 54.58 (33) Int3: 1:13.70 (32) Int4: 1:28.16 (33) Fin: 1:45.06 (35)	I1-I2: 26.71 (31) I2-I3: 19.12 (26) I3-I4: 14.46 (37) I4-Fin: 16.90 (40)	0.86 1.57 1.96 2.21 2.72	71.20	Sp1: 89.29 (45) Sp2: 119.30 (24) Sp3: 117.39 (44) Sp4: 113.50 (33) Avg.: 94.23					
36	38	SANDER Andreas Atomic	GER	Int1: 27.79 (31) Int2: 54.86 (37) Int3: 1:14.04 (37) Int4: 1:28.38 (36) Fin: 1:45.10 (36)	I1-I2: 27.07 (39) I2-I3: 19.18 (30) I3-I4: 14.34 (28) I4-Fin: 16.72 (28)	0.78 1.85 2.30 2.43 2.76	72.22	Sp1: 90.69 (28) Sp2: 118.00 (32) Sp3: 119.49 (22) Sp4: 111.70 (41) Avg.: 94.20					
37	23	HEEL Werner Rossignol	ITA	Int1: 27.86 (35) Int2: 55.05 (42) Int3: 1:14.16 (39) Int4: 1:28.49 (38) Fin: 1:45.12 (37)	I1-I2: 27.19 (40) I2-I3: 19.11 (23) I3-I4: 14.33 (26) I4-Fin: 16.63 (16)	0.85 2.04 2.42 2.54 2.78	72.73	Sp1: 89.66 (42) Sp2: 120.60 (13) Sp3: 120.39 (12) Sp4: 113.60 (31) Avg.: 94.18					
38	3	BANK Ondrej Nordica	CZE	Int1: 28.03 (44) Int2: 55.27 (44) Int3: 1:14.31 (42) Int4: 1:28.38 (36) Fin: 1:45.21 (38)	I1-I2: 27.24 (42) I2-I3: 19.04 (20) I3-I4: 14.07 (7) I4-Fin: 16.83 (38)	1.02 2.26 2.57 2.43 2.87	75.02	Sp1: 92.27 (9) Sp2: 120.20 (18) Sp3: 119.68 (18) Sp4: 114.50 (27) Avg.: 94.10					
39	56	PRIDY Morgan Atomic	CAN	Int1: 28.10 (45) Int2: 54.98 (39) Int3: 1:14.30 (41) Int4: 1:28.57 (39) Fin: 1:45.30 (39)	I1-I2: 26.88 (36) I2-I3: 19.32 (38) I3-I4: 14.27 (19) I4-Fin: 16.73 (30)	1.09 1.97 2.56 2.62 2.96	77.30	Sp1: 92.08 (13) Sp2: 119.50 (23) Sp3: 120.65 (8) Sp4: 115.40 (19) Avg.: 94.02					
40	46	CASSE Mattia Head	ITA	Int1: 27.93 (39) Int2: 54.65 (35) Int3: 1:14.07 (38) Int4: 1:28.65 (40) Fin: 1:45.34 (40)	I1-I2: 26.72 (32) I2-I3: 19.42 (42) I3-I4: 14.58 (42) I4-Fin: 16.69 (23)	0.92 1.64 2.33 2.70 3.00	78.32	Sp1: 90.90 (23) Sp2: 116.80 (41) Sp3: 118.17 (38) Sp4: 117.70 (4) Avg.: 93.98					
41	44	ROMAR Andreas Head	FIN	Int1: 27.69 (24) Int2: 54.66 (36) Int3: 1:14.18 (40) Int4: 1:28.72 (41) Fin: 1:45.45 (41)	I1-I2: 26.97 (37) I2-I3: 19.52 (44) I3-I4: 14.54 (39) I4-Fin: 16.73 (30)	0.68 1.65 2.44 2.77 3.11	81.10	Sp1: 90.71 (26) Sp2: 119.20 (25) Sp3: 119.07 (28) Sp4: 114.90 (24) Avg.: 93.88					

Number of Competitors: 47

Rank	Bib	Name Ski	NSA	Positions			Partials			Difference		Speed	
				Pos.	Time	Rank	Pos.	Time	Rank	Time	Dist(m)	Pos.	km/h
42	27	POISSON David Salomon	FRA	Int1: 28.31 (46) Int2: 54.92 (38) Int3: 1:13.81 (33) Int4: 1:28.83 (42) Fin: 1:45.48 (42)	I1-I2: 26.61 (26) I2-I3: 18.89 (12) I3-I4: 15.02 (45) I4-Fin: 16.65 (19)	1.30 1.91 2.07 2.88 3.14	81.86	Sp1: 90.30 (36) Sp2: 120.60 (13) Sp3: 118.19 (37) Sp4: 115.00 (23) Avg.: 93.86					
43	26	VARETTONI Silvano Head	ITA	Int1: 28.02 (43) Int2: 54.99 (40) Int3: 1:14.45 (43) Int4: 1:28.88 (43) Fin: 1:45.58 (43)	I1-I2: 26.97 (37) I2-I3: 19.46 (43) I3-I4: 14.43 (33) I4-Fin: 16.70 (26)	1.01 1.98 2.71 2.93 3.24	84.39	Sp1: 90.66 (29) Sp2: 116.70 (42) Sp3: 119.56 (20) Sp4: 112.10 (40) Avg.: 93.77					
44	54	VON APPEN Henrik	CHI	Int1: 27.76 (30) Int2: 55.40 (45) Int3: 1:14.94 (45) Int4: 1:29.23 (44) Fin: 1:46.00 (44)	I1-I2: 27.64 (46) I2-I3: 19.54 (45) I3-I4: 14.29 (22) I4-Fin: 16.77 (35)	0.75 2.39 3.20 3.28 3.66	94.95	Sp1: 91.04 (21) Sp2: 117.10 (39) Sp3: 118.82 (32) Sp4: 114.10 (29) Avg.: 93.40					
45	43	KLOTZ Siegmur Nordica	ITA	Int1: 27.90 (37) Int2: 55.18 (43) Int3: 1:14.59 (44) Int4: 1:29.26 (45) Fin: 1:46.15 (45)	I1-I2: 27.28 (43) I2-I3: 19.41 (41) I3-I4: 14.67 (43) I4-Fin: 16.89 (39)	0.89 2.17 2.85 3.31 3.81	98.70	Sp1: 89.41 (43) Sp2: 117.50 (36) Sp3: 117.87 (41) Sp4: 112.90 (38) Avg.: 93.26					
46	32	WERRY Tyler Head	CAN	Int1: 28.00 (42) Int2: 55.66 (46) Int3: 1:15.28 (46) Int4: 1:29.58 (46) Fin: 1:46.39 (46)	I1-I2: 27.66 (47) I2-I3: 19.62 (46) I3-I4: 14.30 (24) I4-Fin: 16.81 (37)	0.99 2.65 3.54 3.63 4.05	104.69	Sp1: 89.84 (39) Sp2: 116.30 (43) Sp3: 119.62 (19) Sp4: 111.10 (43) Avg.: 93.05					
47	57	ZAMPA Andreas Salomon	SVK	Int1: 28.54 (47) Int2: 55.86 (47) Int3: 1:15.55 (47) Int4: 1:30.77 (47) Fin: 1:47.78 (47)	I1-I2: 27.32 (44) I2-I3: 19.69 (47) I3-I4: 15.22 (47) I4-Fin: 17.01 (47)	1.53 2.85 3.81 4.82 5.44	138.80	Sp1: 89.22 (46) Sp2: 115.90 (44) Sp3: 116.76 (46) Sp4: 113.40 (34) Avg.: 91.85					

LEGEND							
Pos	Intermediate or Speed Position	Int1:	Intermediate 1	Int4:	Intermediate 4	Sp3:	Speed Trap 3
Avg.	Average Speed for the race	Int2:	Intermediate 2	Sp1:	Speed Trap 1	Sp4:	Speed Trap 4
Dist(m)	Distance behind the first	Int3:	Intermediate 3	Sp2:	Speed Trap 2	Fin:	Finish





AUDI FIS SKI WORLD CUP 2015/16 Beaver Creek (USA)




2nd MEN'S DOWNHILL PERFORMANCE ANALYSIS 2

FRI 4 DEC 2015

Number of Competitors: 57

Bib	Name Ski	NSA	Positions			Partials			Difference		Speed											
			Pos.	Time	Rank	Pos.	Time	Rank	Time	Dist(m)	Pos.	km/h	Rank									
1	INNERHOFER Christof Rossignol	ITA	Int1: 27.85 (42)	Int2: 53.85 (6)	Int3: 1:12.46 (4)	Int4: 1:26.89 (7)	Fin: 1:43.44 (7)	I1-I2: 26.00 (2)	I2-I3: 18.61 (2)	I3-I4: 14.43 (33)	I4-Fin: 16.55 (11)	0.84	0.84	0.72	0.94	1.10	29.24	Sp1: 90.70 (31)	Sp2: 122.60 (4)	Sp3: 118.94 (31)	Sp4: 116.40 (11)	Avg.: 95.71
2	STRIEDINGER Otmar Rossignol	AUT	Int1: 27.75 (34)	Int2: 54.08 (23)	Int3: 1:12.91 (11)	Int4: 1:27.25 (13)	Fin: 1:43.88 (13)	I1-I2: 26.33 (13)	I2-I3: 18.83 (6)	I3-I4: 14.34 (28)	I4-Fin: 16.63 (16)	0.74	1.07	1.17	1.30	1.54	40.77	Sp1: 91.16 (24)	Sp2: 123.00 (2)	Sp3: 120.01 (15)	Sp4: 117.60 (5)	Avg.: 95.30
3	BANK Ondrej Nordica	CZE	Int1: 28.03 (53)	Int2: 55.27 (51)	Int3: 1:14.31 (47)	Int4: 1:28.38 (36)	Fin: 1:45.21 (38)	I1-I2: 27.24 (49)	I2-I3: 19.04 (22)	I3-I4: 14.07 (7)	I4-Fin: 16.83 (38)	1.02	2.26	2.57	2.43	2.87	75.02	Sp1: 92.27 (11)	Sp2: 120.20 (20)	Sp3: 119.68 (18)	Sp4: 114.50 (27)	Avg.: 94.10
4	KROELL Klaus Salomon	AUT	Int1: 27.62 (21)	Int2: 55.03 (48)	Int3: 1:13.89 (39)	Int4: 1:28.16 (33)	Fin: 1:44.67 (28)	I1-I2: 27.41 (52)	I2-I3: 18.86 (9)	I3-I4: 14.27 (19)	I4-Fin: 16.51 (6)	0.61	2.02	2.15	2.21	2.33	61.22	Sp1: 92.31 (10)	Sp2: 121.90 (9)	Sp3: 120.30 (13)	Sp4: 117.00 (9)	Avg.: 94.58
5	THOMSEN Benjamin Head	CAN	Int1: 27.52 (17)	Int2: 54.28 (29)	Int3: 1:13.34 (29)	Int4: 1:27.66 (24)	Fin: 1:44.27 (23)	I1-I2: 26.76 (36)	I2-I3: 19.06 (23)	I3-I4: 14.32 (25)	I4-Fin: 16.61 (15)	0.51	1.27	1.60	1.71	1.93	50.90	Sp1: 92.39 (7)	Sp2: 118.80 (32)	Sp3: 119.03 (29)	Sp4: 116.30 (12)	Avg.: 94.95
6	KRIECHMAYR Vincent Fischer	AUT	Int1: 27.95 (50)	Int2: 54.37 (32)	Int3: 1:13.27 (26)	Int4: 1:27.30 (18)	Fin: 1:43.89 (14)	I1-I2: 26.42 (18)	I2-I3: 18.90 (14)	I3-I4: 14.03 (5)	I4-Fin: 16.59 (13)	0.94	1.36	1.53	1.35	1.55	41.03	Sp1: 90.49 (36)	Sp2: 118.00 (36)	Sp3: 118.95 (30)	Sp4: 113.10 (36)	Avg.: 95.29
7	THEAUX Adrien Head	FRA	Int1: 27.72 (31)	Int2: 53.88 (9)	Int3: 1:13.05 (15)	Int4: 1:27.12 (10)	Fin: 1:43.65 (10)	I1-I2: 26.16 (5)	I2-I3: 19.17 (31)	I3-I4: 14.07 (7)	I4-Fin: 16.53 (9)	0.71	0.87	1.31	1.17	1.31	34.76	Sp1: 91.45 (20)	Sp2: 118.00 (36)	Sp3: 122.37 (1)	Sp4: 115.80 (17)	Avg.: 95.51
8	STREITBERGER Georg Head	AUT	Int1: 27.57 (19)	Int2: 53.95 (14)	Int3: 1:13.13 (18)	Int4: 1:27.25 (13)	Fin: 1:43.98 (17)	I1-I2: 26.38 (14)	I2-I3: 19.18 (32)	I3-I4: 14.12 (10)	I4-Fin: 16.73 (30)	0.56	0.94	1.39	1.30	1.64	43.37	Sp1: 92.32 (9)	Sp2: 117.90 (39)	Sp3: 118.61 (35)	Sp4: 115.90 (15)	Avg.: 95.21



Number of Competitors: 57

Bib	Name Ski	NSA	Positions			Partials			Difference		Speed	
			Pos.	Time	Rank	Pos.	Time	Rank	Time	Dist(m)	Pos.	km/h
9	KUENG Patrick Salomon	SUI	Int1: 27.47 (10) Int2: 54.28 (29) Int3: 1:13.16 (22) Int4: 1:27.05 (9) Fin: 1:43.59 (9)	I1-I2: 26.81 (38) I2-I3: 18.88 (11) I3-I4: 13.89 (1) I4-Fin: 16.54 (10)	0.46 1.27 1.42 1.10 1.25	33.18	Sp1: 90.38 (39) Sp2: 122.30 (6) Sp3: 120.42 (9) Sp4: 116.00 (14) Avg.: 95.57					
10	FRANZ Max Atomic	AUT	Int1: 27.47 (10) Int2: 54.31 (31) Int3: Int4: Fin: DNF	I1-I2: 26.84 (39) I2-I3: I3-I4: I4-Fin:	0.46 1.30		Sp1: 92.26 (12) Sp2: Sp3: Sp4: Avg.:					
11	BAUMANN Romed Salomon	AUT	Int1: 27.50 (13) Int2: 53.93 (13) Int3: 1:13.13 (18) Int4: 1:28.28 (35) Fin: 1:45.00 (34)	I1-I2: 26.43 (19) I2-I3: 19.20 (34) I3-I4: 15.15 (47) I4-Fin: 16.72 (28)	0.49 0.92 1.39 2.33 2.66	69.67	Sp1: 90.91 (26) Sp2: 117.00 (44) Sp3: 116.94 (46) Sp4: 110.20 (46) Avg.: 94.29					
12	FILL Peter Atomic	ITA	Int1: 27.49 (12) Int2: 53.70 (3) Int3: 1:12.57 (5) Int4: 1:26.75 (4) Fin: 1:43.48 (8)	I1-I2: 26.21 (7) I2-I3: 18.87 (10) I3-I4: 14.18 (12) I4-Fin: 16.73 (30)	0.48 0.69 0.83 0.80 1.14	30.30	Sp1: 90.79 (29) Sp2: 122.20 (7) Sp3: 118.04 (39) Sp4: 113.10 (36) Avg.: 95.67					
13	NYMAN Steven Fischer	USA	Int1: 27.25 (3) Int2: 53.86 (8) Int3: 1:12.76 (8) Int4: 1:27.21 (12) Fin: 1:43.90 (15)	I1-I2: 26.61 (27) I2-I3: 18.90 (14) I3-I4: 14.45 (36) I4-Fin: 16.69 (23)	0.24 0.85 1.02 1.26 1.56	41.29	Sp1: 95.37 (1) Sp2: 121.50 (12) Sp3: 120.84 (6) Sp4: 114.90 (24) Avg.: 95.28					
14	GANONG Travis Atomic	USA	Int1: 27.68 (26) Int2: 54.06 (22) Int3: 1:13.34 (29) Int4: 1:27.26 (15) Fin: 1:43.84 (12)	I1-I2: 26.38 (14) I2-I3: 19.28 (38) I3-I4: 13.92 (3) I4-Fin: 16.58 (12)	0.67 1.05 1.60 1.31 1.50	39.72	Sp1: 90.26 (41) Sp2: 115.60 (50) Sp3: 121.13 (5) Sp4: 118.40 (2) Avg.: 95.34					
15	JANKA Carlo Rossignol	SUI	Int1: 27.69 (28) Int2: 53.70 (3) Int3: 1:12.71 (6) Int4: 1:26.79 (5) Fin: 1:43.31 (5)	I1-I2: 26.01 (4) I2-I3: 19.01 (19) I3-I4: 14.08 (9) I4-Fin: 16.52 (8)	0.68 0.69 0.97 0.84 0.97	25.82	Sp1: 90.52 (35) Sp2: 120.00 (23) Sp3: 120.41 (10) Sp4: 115.90 (15) Avg.: 95.83					
16	SVINDAL Aksel Lund Head	NOR	Int1: 27.01 (1) Int2: 53.01 (1) Int3: 1:11.74 (1) Int4: 1:25.95 (1) Fin: 1:42.34 (1)	I1-I2: 26.00 (2) I2-I3: 18.73 (3) I3-I4: 14.21 (13) I4-Fin: 16.39 (3)	0.00 0.00 0.00 0.00 0.00	0.00	Sp1: 94.16 (2) Sp2: 120.90 (14) Sp3: 120.41 (10) Sp4: 112.30 (40) Avg.: 96.74					
17	REICHELTH Hannes Salomon	AUT	Int1: 27.62 (21) Int2: 53.90 (11) Int3: 1:12.78 (10) Int4: 1:26.67 (3) Fin: 1:43.12 (4)	I1-I2: 26.28 (10) I2-I3: 18.88 (11) I3-I4: 13.89 (1) I4-Fin: 16.45 (4)	0.61 0.89 1.04 0.72 0.78	20.80	Sp1: 90.46 (38) Sp2: 119.20 (27) Sp3: 121.43 (4) Sp4: 117.40 (7) Avg.: 96.00					
18	JANSRUD Kjetil Head	NOR	Int1: 27.51 (16) Int2: 53.46 (2) Int3: 1:12.22 (2) Int4: 1:26.19 (2) Fin: 1:42.64 (2)	I1-I2: 25.95 (1) I2-I3: 18.76 (5) I3-I4: 13.97 (4) I4-Fin: 16.45 (4)	0.50 0.45 0.48 0.24 0.30	8.04	Sp1: 93.39 (5) Sp2: 121.90 (9) Sp3: 119.52 (21) Sp4: 114.90 (24) Avg.: 96.45					
19	GUAY Erik Head	CAN	Int1: 27.50 (13) Int2: 53.98 (18) Int3: 1:13.09 (17) Int4: 1:27.12 (10) Fin: 1:43.75 (11)	I1-I2: 26.48 (22) I2-I3: 19.11 (25) I3-I4: 14.03 (5) I4-Fin: 16.63 (16)	0.49 0.97 1.35 1.17 1.41	37.37	Sp1: 92.17 (15) Sp2: 118.50 (35) Sp3: 121.74 (2) Sp4: 117.60 (5) Avg.: 95.42					

Number of Competitors: 57

Bib	Name Ski	NSA	Positions			Partials			Difference		Speed	
			Pos.	Time	Rank	Pos.	Time	Rank	Time	Dist(m)	Pos.	km/h
20	FAYED Guillermo Head	FRA	Int1: 27.44 (7) Int2: 54.03 (20) Int3: 1:12.76 (8) Int4: 1:26.89 (7) Fin: 1:43.04 (3)	I1-I2: 26.59 (26) I2-I3: 18.73 (3) I3-I4: 14.13 (11) I4-Fin: 16.15 (1)	0.43 1.02 1.02 0.94 0.70	18.68	Sp1: 92.24 (13) Sp2: 121.40 (13) Sp3: 121.61 (3) Sp4: 117.80 (3) Avg.: 96.08					
21	PARIS Dominik Nordica	ITA	Int1: 27.52 (17) Int2: 54.09 (24) Int3: 1:12.94 (12) Int4: 1:27.27 (16) Fin: 1:44.04 (20)	I1-I2: 26.57 (25) I2-I3: 18.85 (8) I3-I4: 14.33 (26) I4-Fin: 16.77 (35)	0.51 1.08 1.20 1.32 1.70	44.93	Sp1: 91.86 (17) Sp2: 122.70 (3) Sp3: 119.71 (17) Sp4: 116.80 (10) Avg.: 95.16					
22	MAYER Matthias Head	AUT	Int1: 27.94 (49) Int2: 54.22 (27) Int3: 1:13.24 (25) Int4: 1:27.49 (21) Fin: 1:44.14 (21)	I1-I2: 26.28 (10) I2-I3: 19.02 (21) I3-I4: 14.25 (15) I4-Fin: 16.65 (19)	0.93 1.21 1.50 1.54 1.80	47.53	Sp1: 89.80 (46) Sp2: 119.70 (24) Sp3: 119.20 (26) Sp4: 114.10 (29) Avg.: 95.06					
23	HEEL Werner Rossignol	ITA	Int1: 27.86 (43) Int2: 55.05 (49) Int3: 1:14.16 (44) Int4: 1:28.49 (38) Fin: 1:45.12 (37)	I1-I2: 27.19 (47) I2-I3: 19.11 (25) I3-I4: 14.33 (26) I4-Fin: 16.63 (16)	0.85 2.04 2.42 2.54 2.78	72.73	Sp1: 89.66 (48) Sp2: 120.60 (15) Sp3: 120.39 (12) Sp4: 113.60 (31) Avg.: 94.18					
24	FERSTL Josef Head	GER	Int1: 27.72 (31) Int2: 53.92 (12) Int3: 1:12.75 (7) Int4: Fin: DNF	I1-I2: 26.20 (6) I2-I3: 18.83 (6) I3-I4: I4-Fin:	0.71 0.91 1.01		Sp1: 89.17 (54) Sp2: 122.60 (4) Sp3: Sp4: Avg.:					
25	OSBORNE-PARADIS Manuel Rossignol	CAN	Int1: 27.87 (45) Int2: 54.58 (39) Int3: 1:13.70 (34) Int4: 1:28.16 (33) Fin: 1:45.06 (35)	I1-I2: 26.71 (34) I2-I3: 19.12 (28) I3-I4: 14.46 (37) I4-Fin: 16.90 (40)	0.86 1.57 1.96 2.21 2.72	71.20	Sp1: 89.29 (52) Sp2: 119.30 (26) Sp3: 117.39 (45) Sp4: 113.50 (33) Avg.: 94.23					
26	VARETONI Silvano Head	ITA	Int1: 28.02 (52) Int2: 54.99 (47) Int3: 1:14.45 (48) Int4: 1:28.88 (44) Fin: 1:45.58 (43)	I1-I2: 26.97 (44) I2-I3: 19.46 (48) I3-I4: 14.43 (33) I4-Fin: 16.70 (26)	1.01 1.98 2.71 2.93 3.24	84.39	Sp1: 90.66 (33) Sp2: 116.70 (46) Sp3: 119.56 (20) Sp4: 112.10 (41) Avg.: 93.77					
27	POISSON David Salomon	FRA	Int1: 28.31 (55) Int2: 54.92 (45) Int3: 1:13.81 (36) Int4: 1:28.83 (43) Fin: 1:45.48 (42)	I1-I2: 26.61 (27) I2-I3: 18.89 (13) I3-I4: 15.02 (46) I4-Fin: 16.65 (19)	1.30 1.91 2.07 2.88 3.14	81.86	Sp1: 90.30 (40) Sp2: 120.60 (15) Sp3: 118.19 (37) Sp4: 115.00 (23) Avg.: 93.86					
28	CLAREY Johan Head	FRA	Int1: 27.63 (23) Int2: 53.88 (9) Int3: 1:13.02 (13) Int4: 1:27.31 (19) Fin: 1:44.23 (22)	I1-I2: 26.25 (9) I2-I3: 19.14 (30) I3-I4: 14.29 (22) I4-Fin: 16.92 (41)	0.62 0.87 1.28 1.36 1.89	49.87	Sp1: 89.75 (47) Sp2: 117.30 (41) Sp3: 119.26 (25) Sp4: 113.40 (34) Avg.: 94.98					
29	SULLIVAN Marco Atomic	USA	Int1: 27.69 (28) Int2: 54.54 (38) Int3: 1:13.80 (35) Int4: Fin: DNF	I1-I2: 26.85 (40) I2-I3: 19.26 (37) I3-I4: I4-Fin:	0.68 1.53 2.06		Sp1: 91.73 (18) Sp2: 118.80 (32) Sp3: Sp4: Avg.:					
30	VILETTA Sandro Salomon	SUI	Int1: 27.75 (34) Int2: 54.18 (26) Int3: 1:13.42 (31) Int4: 1:27.97 (29) Fin: 1:44.89 (33)	I1-I2: 26.43 (19) I2-I3: 19.24 (35) I3-I4: 14.55 (40) I4-Fin: 16.92 (41)	0.74 1.17 1.68 2.02 2.55	66.86	Sp1: 91.39 (21) Sp2: 120.20 (20) Sp3: 115.48 (48) Sp4: 111.50 (43) Avg.: 94.38					

Number of Competitors: 57

Bib	Name Ski	NSA	Positions			Partials			Difference		Speed		
			Pos.	Time	Rank	Pos.	Time	Rank	Time	Dist(m)	Pos.	km/h	Rank
31	SPORN Andrej Stoeckli	SLO	Int1:	27.86	(43)	I1-I2:			0.85		Sp1:	89.44	(49)
			Int2:			I2-I3:					Sp2:		
			Int3:			I3-I4:					Sp3:		
			Int4:			I4-Fin:					Sp4:		
			Fin:	DNF							Avg.:		
32	WERRY Tyler Head	CAN	Int1:	28.00	(51)	I1-I2:	27.66	(54)	0.99		Sp1:	89.84	(44)
			Int2:	55.66	(53)	I2-I3:	19.62	(51)	2.65		Sp2:	116.30	(47)
			Int3:	1:15.28	(52)	I3-I4:	14.30	(24)	3.54		Sp3:	119.62	(19)
			Int4:	1:29.58	(47)	I4-Fin:	16.81	(37)	3.63		Sp4:	111.10	(44)
			Fin:	1:46.39	(46)				4.05	104.69	Avg.:	93.05	
33	SCHWEIGER Patrick Salomon	AUT	Int1:	27.77	(37)	I1-I2:	26.89	(43)	0.76		Sp1:	88.40	(55)
			Int2:	54.66	(42)	I2-I3:	19.33	(42)	1.65		Sp2:	114.80	(53)
			Int3:	1:13.99	(41)	I3-I4:			2.25		Sp3:		
			Int4:			I4-Fin:					Sp4:		
			Fin:	DNF							Avg.:		
34	WEIBRECHT Andrew Head	USA	Int1:	27.59	(20)	I1-I2:	26.21	(7)	0.58		Sp1:	91.30	(22)
			Int2:	53.80	(5)	I2-I3:	18.56	(1)	0.79		Sp2:	123.40	(1)
			Int3:	1:12.36	(3)	I3-I4:	14.44	(35)	0.62		Sp3:	119.82	(16)
			Int4:	1:26.80	(6)	I4-Fin:	16.51	(6)	0.85		Sp4:	117.20	(8)
			Fin:	1:43.31	(5)				0.97	25.82	Avg.:	95.83	
35	KOSI Klemen Atomic	SLO	Int1:	27.63	(23)	I1-I2:	26.38	(14)	0.62		Sp1:	91.72	(19)
			Int2:	54.01	(19)	I2-I3:	19.01	(19)	1.00		Sp2:	120.10	(22)
			Int3:	1:13.02	(13)	I3-I4:	14.26	(18)	1.28		Sp3:	118.69	(33)
			Int4:	1:27.28	(17)	I4-Fin:	16.73	(30)	1.33		Sp4:	116.30	(12)
			Fin:	1:44.01	(19)				1.67	44.15	Avg.:	95.18	
36	KLINE Bostjan Stoeckli	SLO	Int1:	27.79	(38)	I1-I2:	26.61	(27)	0.78		Sp1:	90.62	(34)
			Int2:	54.40	(33)	I2-I3:	18.90	(14)	1.39		Sp2:	121.70	(11)
			Int3:	1:13.30	(28)	I3-I4:	14.39	(32)	1.56		Sp3:	118.67	(34)
			Int4:	1:27.69	(25)	I4-Fin:	16.94	(43)	1.74		Sp4:	110.90	(45)
			Fin:	1:44.63	(27)				2.29	60.19	Avg.:	94.62	
37	GOLDBERG Jared Head	USA	Int1:	27.84	(41)	I1-I2:	26.62	(30)	0.83		Sp1:	90.09	(43)
			Int2:	54.46	(37)	I2-I3:	19.11	(25)	1.45		Sp2:	120.50	(17)
			Int3:	1:13.57	(33)	I3-I4:	14.28	(21)	1.83		Sp3:	117.64	(44)
			Int4:	1:27.85	(27)	I4-Fin:	16.99	(46)	1.90		Sp4:	109.30	(47)
			Fin:	1:44.84	(31)				2.50	65.58	Avg.:	94.43	
38	SANDER Andreas Atomic	GER	Int1:	27.79	(38)	I1-I2:	27.07	(46)	0.78		Sp1:	90.69	(32)
			Int2:	54.86	(44)	I2-I3:	19.18	(32)	1.85		Sp2:	118.00	(36)
			Int3:	1:14.04	(42)	I3-I4:	14.34	(28)	2.30		Sp3:	119.49	(22)
			Int4:	1:28.38	(36)	I4-Fin:	16.72	(28)	2.43		Sp4:	111.70	(42)
			Fin:	1:45.10	(36)				2.76	72.22	Avg.:	94.20	
39	GIEZENDANNER Blaise Head	FRA	Int1:	27.90	(46)	I1-I2:	26.69	(33)	0.89		Sp1:	88.03	(56)
			Int2:	54.59	(40)	I2-I3:	19.33	(42)	1.58		Sp2:	117.20	(42)
			Int3:	1:13.92	(40)	I3-I4:	14.23	(14)	2.18		Sp3:	120.76	(7)
			Int4:	1:28.15	(32)	I4-Fin:	16.66	(21)	2.20		Sp4:	108.80	(48)
			Fin:	1:44.81	(30)				2.47	64.81	Avg.:	94.46	
40	GISIN Marc Rossignol	SUI	Int1:	27.36	(5)	I1-I2:			0.35		Sp1:	90.20	(42)
			Int2:			I2-I3:					Sp2:		
			Int3:			I3-I4:					Sp3:		
			Int4:			I4-Fin:					Sp4:		
			Fin:	DNF							Avg.:		
41	DRESSEN Thomas Rossignol	GER	Int1:			I1-I2:					Sp1:		
			Int2:			I2-I3:					Sp2:		
			Int3:			I3-I4:					Sp3:		
			Int4:			I4-Fin:					Sp4:		
			Fin:	DNS							Avg.:		

Number of Competitors: 57

Bib	Name Ski	NSA	Positions			Partials			Difference		Speed	
			Pos.	Time	Rank	Pos.	Time	Rank	Time	Dist(m)	Pos.	km/h
42	FRISCH Jeffrey Head	CAN	Int1: 27.79 (38) Int2: 54.43 (35) Int3: 1:13.88 (38) Int4: 1:28.62 (40) Fin: DNF	I1-I2: 26.64 (32) I2-I3: 19.45 (47) I3-I4: 14.74 (44) I4-Fin:	0.78 1.42 2.14 2.67	Sp1: 89.83 (45) Sp2: 119.00 (31) Sp3: 117.78 (43) Sp4: 112.40 (39) Avg.:						
43	KLOTZ Siegmur Nordica	ITA	Int1: 27.90 (46) Int2: 55.18 (50) Int3: 1:14.59 (49) Int4: 1:29.26 (46) Fin: 1:46.15 (45)	I1-I2: 27.28 (50) I2-I3: 19.41 (45) I3-I4: 14.67 (43) I4-Fin: 16.89 (39)	0.89 2.17 2.85 3.31 3.81	98.70 Sp1: 89.41 (50) Sp2: 117.50 (40) Sp3: 117.87 (41) Sp4: 112.90 (38) Avg.: 93.26						
44	ROMAR Andreas Head	FIN	Int1: 27.69 (28) Int2: 54.66 (42) Int3: 1:14.18 (45) Int4: 1:28.72 (42) Fin: 1:45.45 (41)	I1-I2: 26.97 (44) I2-I3: 19.52 (49) I3-I4: 14.54 (39) I4-Fin: 16.73 (30)	0.68 1.65 2.44 2.77 3.11	81.10 Sp1: 90.71 (30) Sp2: 119.20 (27) Sp3: 119.07 (28) Sp4: 114.90 (24) Avg.: 93.88						
45	ZRNCIC DIM Natko Atomic	CRO	Int1: 27.46 (9) Int2: 53.97 (16) Int3: 1:13.21 (23) Int4: 1:27.58 (22) Fin: 1:44.54 (25)	I1-I2: 26.51 (23) I2-I3: 19.24 (35) I3-I4: 14.37 (30) I4-Fin: 16.96 (45)	0.45 0.96 1.47 1.63 2.20	57.87 Sp1: 93.66 (4) Sp2: 119.20 (27) Sp3: 117.79 (42) Sp4: 113.60 (31) Avg.: 94.70						
46	CASSE Mattia Head	ITA	Int1: 27.93 (48) Int2: 54.65 (41) Int3: 1:14.07 (43) Int4: 1:28.65 (41) Fin: 1:45.34 (40)	I1-I2: 26.72 (35) I2-I3: 19.42 (46) I3-I4: 14.58 (42) I4-Fin: 16.69 (23)	0.92 1.64 2.33 2.70 3.00	78.32 Sp1: 90.90 (27) Sp2: 116.80 (45) Sp3: 118.17 (38) Sp4: 117.70 (4) Avg.: 93.98						
47	MUZATON Maxence Rossignol	FRA	Int1: 27.67 (25) Int2: 53.97 (16) Int3: 1:13.06 (16) Int4: 1:27.31 (19) Fin: 1:44.00 (18)	I1-I2: 26.30 (12) I2-I3: 19.09 (24) I3-I4: 14.25 (15) I4-Fin: 16.69 (23)	0.66 0.96 1.32 1.36 1.66	43.89 Sp1: 90.48 (37) Sp2: 120.40 (18) Sp3: 117.91 (40) Sp4: 115.30 (21) Avg.: 95.19						
48	BRANDNER Klaus Nordica	GER	Int1: 27.28 (4) Int2: 54.14 (25) Int3: 1:13.14 (20) Int4: Fin: DNF	I1-I2: 26.86 (41) I2-I3: 19.00 (18) I3-I4: I4-Fin:	0.27 1.13 1.40	Avg.: Sp1: 94.05 (3) Sp2: 122.20 (7) Sp3: Sp4: Avg.:						
49	MANI Nils Stoekli	SUI	Int1: 27.41 (6) Int2: 54.03 (20) Int3: 1:14.62 (50) Int4: Fin: DNF	I1-I2: 26.62 (30) I2-I3: 20.59 (53) I3-I4: I4-Fin:	0.40 1.02 2.88	Avg.: Sp1: 92.92 (6) Sp2: 115.20 (51) Sp3: Sp4: Avg.:						
50	MARSAGLIA Matteo Rossignol	ITA	Int1: 27.73 (33) Int2: 54.24 (28) Int3: 1:13.22 (24) Int4: 1:27.77 (26) Fin: 1:44.48 (24)	I1-I2: 26.51 (23) I2-I3: 18.98 (17) I3-I4: 14.55 (40) I4-Fin: 16.71 (27)	0.72 1.23 1.48 1.82 2.14	56.33 Sp1: 90.85 (28) Sp2: 119.20 (27) Sp3: 119.15 (27) Sp4: 115.40 (19) Avg.: 94.75						
51	KILDE Aleksander Aamodt Atomic	NOR	Int1: 27.44 (7) Int2: 53.85 (6) Int3: 1:13.14 (20) Int4: 1:27.63 (23) Fin: 1:43.92 (16)	I1-I2: 26.41 (17) I2-I3: 19.29 (39) I3-I4: 14.49 (38) I4-Fin: 16.29 (2)	0.43 0.84 1.40 1.68 1.58	41.81 Sp1: 92.38 (8) Sp2: 115.80 (49) Sp3: 119.41 (24) Sp4: 119.60 (1) Avg.: 95.27						
52	SCHMED Fernando Salomon	SUI	Int1: 27.21 (2) Int2: 54.42 (34) Int3: 1:13.55 (32) Int4: 1:27.92 (28) Fin: 1:44.87 (32)	I1-I2: 27.21 (48) I2-I3: 19.13 (29) I3-I4: 14.37 (30) I4-Fin: 16.95 (44)	0.20 1.41 1.81 1.97 2.53	66.34 Sp1: 92.19 (14) Sp2: 120.40 (18) Sp3: 119.44 (23) Sp4: 114.20 (28) Avg.: 94.40						

Number of Competitors: 57

Bib	Name Ski	NSA	Positions			Partials			Difference		Speed	
			Pos.	Time	Rank	Pos.	Time	Rank	Time	Dist(m)	Pos.	km/h
53	BENNETT Bryce Fischer	USA	Int1:	27.68 (26)		I1-I2:	26.77 (37)		0.67		Sp1:	91.20 (23)
			Int2:	54.45 (36)		I2-I3:	19.38 (44)		1.44		Sp2:	118.80 (32)
			Int3:	1:13.83 (37)		I3-I4:	14.25 (15)		2.09		Sp3:	120.16 (14)
			Int4:	1:28.08 (31)		I4-Fin:	16.68 (22)		2.13		Sp4:	115.60 (18)
			Fin:	1:44.76 (29)					2.42	63.53	Avg.:	94.50
54	VON APPEN Henrik	CHI	Int1:	27.76 (36)		I1-I2:	27.64 (53)		0.75		Sp1:	91.04 (25)
			Int2:	55.40 (52)		I2-I3:	19.54 (50)		2.39		Sp2:	117.10 (43)
			Int3:	1:14.94 (51)		I3-I4:	14.29 (22)		3.20		Sp3:	118.82 (32)
			Int4:	1:29.23 (45)		I4-Fin:	16.77 (35)		3.28		Sp4:	114.10 (29)
			Fin:	1:46.00 (44)					3.66	94.95	Avg.:	93.40
55	MERMILLOD BLONDIN Thomas Rossignol	FRA	Int1:	27.50 (13)		I1-I2:	26.46 (21)		0.49		Sp1:	89.32 (51)
			Int2:	53.96 (15)		I2-I3:	19.31 (40)		0.95		Sp2:	115.20 (51)
			Int3:	1:13.27 (26)		I3-I4:	14.75 (45)		1.53		Sp3:	118.52 (36)
			Int4:	1:28.02 (30)		I4-Fin:	16.59 (13)		2.07		Sp4:	115.10 (22)
			Fin:	1:44.61 (26)					2.27	59.67	Avg.:	94.64
56	PRIDY Morgan Atomic	CAN	Int1:	28.10 (54)		I1-I2:	26.88 (42)		1.09		Sp1:	92.08 (16)
			Int2:	54.98 (46)		I2-I3:	19.32 (41)		1.97		Sp2:	119.50 (25)
			Int3:	1:14.30 (46)		I3-I4:	14.27 (19)		2.56		Sp3:	120.65 (8)
			Int4:	1:28.57 (39)		I4-Fin:	16.73 (30)		2.62		Sp4:	115.40 (19)
			Fin:	1:45.30 (39)					2.96	77.30	Avg.:	94.02
57	ZAMPA Andreas Salomon	SVK	Int1:	28.54 (56)		I1-I2:	27.32 (51)		1.53		Sp1:	89.22 (53)
			Int2:	55.86 (54)		I2-I3:	19.69 (52)		2.85		Sp2:	115.90 (48)
			Int3:	1:15.55 (53)		I3-I4:	15.22 (48)		3.81		Sp3:	116.76 (47)
			Int4:	1:30.77 (48)		I4-Fin:	17.01 (47)		4.82		Sp4:	113.40 (34)
			Fin:	1:47.78 (47)					5.44	138.80	Avg.:	91.85

LEGEND							
Pos	Intermediate or Speed Position	Int2:	Intermediate 2	Sp1:	Speed Trap 1	Sp4:	Speed Trap 4
Avg.	Average Speed for the race	Int3:	Intermediate 3	Sp2:	Speed Trap 2	DNS	Did Not Start
Dist(m)	Distance behind the first	Int4:	Intermediate 4	Sp3:	Speed Trap 3	Fin:	Finish
Int1:	Intermediate 1	DNF	Did Not Finish				



AFTER 2nd MEN'S DOWNHILL
DOWNHILL FIS WCSL LIST

Number of Competitors: 67		28 NOV 2015 Lake Louise (CAN)		4 DEC 2015 Beaver Creek (USA)					
Rank	FIS Code	Name	NSA	1	2	Base	- X	+ Y = WCSL-DH	
1	421483	JANSRUD Kjetil	NOR	29	80	621	113	109	617
2	421328	SVINDAL Aksel Lund	NOR	100	100	386	70	200	516
3	50742	REICHELTH Hannes	AUT	13	50	531	97	63	497
4	192932	FAYED Guillermo	FRA	50	60	434	79	110	465
5	53902	MAYER Matthias	AUT	32	10	408	74	42	376
6	291459	PARIS Dominik	ITA	36	11	386	70	47	363
7	102263	GUAY Erik	CAN	26	24	374	68	50	356
8	511139	KUENG Patrick	SUI	15	29	380	69	44	355
9	530874	GANONG Travis	USA	60	22	320	58	82	344
10	533866	NYMAN Steven	USA	15	16	374	68	31	337
11	511383	FEUZ Beat	SUI	-	-	366	67	-	299
12	511313	JANKA Carlo	SUI	45	45	197	36	90	251
13	53817	FRANZ Max	AUT	40	-	256	47	40	249
14	51215	BAUMANN Romed	AUT	12	-	272	49	12	235
15	292455	FILL Peter	ITA	80	32	139	25	112	226
16	50858	STREITBERGER Georg	AUT	9	14	232	42	23	213
17	192746	THEAUX Adrien	FRA	24	26	192	35	50	207
18	510727	DEFAGO Didier	SUI	-	-	252	46	-	206
18	532431	MILLER Bode	USA	-	-	252	46	-	206
20	191740	CLAREY Johan	FRA	20	9	182	33	29	178
21	102899	OSBORNE-PARADIS M.	CAN	1	-	186	34	1	153
22	292514	HEEL Werner	ITA	-	-	186	34	-	152
23	533131	SULLIVAN Marco	USA	-	-	153	28	-	125
24	293006	INNERHOFER Christof	ITA	22	36	70	13	58	115
25	53980	KRIECHMAYR Vincent	AUT	1	18	112	20	19	111
26	50753	KROELL Klaus	AUT	18	3	104	19	21	106
27	530939	WEIBRECHT Andrew	USA	7	45	52	9	52	95
28	54005	STRIEDINGER Otmar	AUT	3	20	83	15	23	91
29	103271	THOMSEN Benjamin	CAN	10	8	81	15	18	84
30	191964	POISSON David	FRA	4	-	96	17	4	83
31	150398	BANK Ondrej	CZE	-	-	99	18	-	81
32	511352	VILETTA Sandro	SUI	-	-	90	16	-	74
33	202059	FERSTL Josef	GER	5	-	75	14	5	66
34	510890	ZURBRIGGEN Silvan	SUI	-	-	78	14	-	64
35	293141	VARETONI Silvano	ITA	-	-	67	12	-	55



AFTER 2nd MEN'S DOWNHILL
DOWNHILL FIS WCSL LIST

28 NOV 2015 Lake Louise (CAN)
4 DEC 2015 Beaver Creek (USA)

Number of Competitors: 67

Rank	FIS Code	Name	NSA	1	2	Base	- X	+ Y	= WCSL-DH
36	422139	KILDE Aleksander Aamodt	NOR	16	15	22	4	31	49
36	194167	MUZATON Maxence	FRA	2	13	42	8	15	49
38	201811	STECHERT Tobias	GER	-	-	57	10	-	47
39	294277	KLOTZ Siegmur	ITA	-	-	46	8	-	38
40	561216	KLINE Bostjan	SLO	7	4	30	5	11	36
41	561217	KOSI Klemen	SLO	-	12	26	5	12	33
42	511529	GISIN Marc	SUI	-	-	39	7	-	32
43	934643	GOLDBERG Jared	USA	-	-	37	7	-	30
44	511513	CAVIEZEL Mauro	SUI	-	-	35	6	-	29
44	200379	SANDER Andreas	GER	-	-	36	7	-	29
46	990081	CASSE Mattia	ITA	-	-	28	5	-	23
46	293550	MARSAGLIA Matteo	ITA	-	7	19	3	7	23
48	102271	HUDEC Jan	CAN	-	-	26	5	-	21
48	53933	SCHWEIGER Patrick	AUT	11	-	12	2	11	21
48	511981	WEBER Ralph	SUI	-	-	26	5	-	21
51	202196	BRANDNER Klaus	GER	-	-	25	5	-	20
51	194190	ROGER Brice	FRA	-	-	24	4	-	20
53	930024	MAPLE Wiley	USA	-	-	23	4	-	19
54	51332	SCHEIBER Florian	AUT	-	-	14	3	-	11
55	510997	BERTHOD Marc	SUI	-	-	10	2	-	8
55	202535	DRESSEN Thomas	GER	8	-	-	-	8	8
55	534939	FISHER Erik	USA	-	-	10	2	-	8
58	53936	DUERAGER Markus	AUT	-	-	9	2	-	7
59	380292	ZRNCIC DIM Natko	CRO	-	6	-	-	6	6
60	512042	KRYENBUEHL Urs	SUI	-	-	6	1	-	5
60	192504	MERMILLOD BLONDIN T.	FRA	-	5	-	-	5	5
60	511808	SCHMED Fernando	SUI	-	-	6	1	-	5
63	194298	GIEZENDANNER Blaise	FRA	-	1	4	1	1	4
63	501076	OLSSON Hans	SWE	-	-	5	1	-	4
65	6530104	BENNETT Bryce	USA	-	2	-	-	2	2
65	534562	LIGETY Ted	USA	-	-	3	1	-	2
67	380260	KOSTELIC Ivica	CRO	-	-	1	-	-	1

Number of Competitors per Nation until 60th position

AUT : 11	CAN : 4	CRO : 1	CZE : 1	FRA : 7	GER : 5
ITA : 8	NOR : 3	SLO : 2	SUI : 12	USA : 8	

LEGEND

Base Last season WCSL points
X (Base / number of planned races in the current season) * number of completed races in the current season
Y WC points won in the current season
WCSL-DH World Cup Start List points for Downhill

04-12-2015 / Beaver Creek (USA) / 0201

Page 2/2

www.fis-ski.com

Generation Date: FRI 4 DEC 2015

Time: 12:57

Document: 60A 1.0



AFTER 2nd MEN'S DOWNHILL
OVERALL FIS WCSL LIST

Number of Competitors: 162

Rank	FIS Code	Name	NSA	WCSL	DH	SL	GS	SG	SC
1	53831	HIRSCHER Marcel	AUT	1603	-	614 (2)	753 (1)	56 (30)	180 (1)
2	421483	JANSRUD Kjetil	NOR	1386	617 (1)	-	94 (21)	566 (1)	109 (6)
3	194364	PINTURAUULT Alexis	FRA	1101	-	224 (13)	537 (3)	169 (12)	171 (3)
4	421328	SVINDAL Aksel Lund	NOR	975	516 (2)	-	48 (30)	379 (2)	32 (19)
5	201702	NEUREUTHER Felix	GER	958	-	651 (1)	307 (6)	-	-
6	202462	DOPFER Fritz	GER	868	-	531 (3)	337 (5)	-	-
7	50742	REICHELT Hannes	AUT	841	497 (3)	-	20 (37)	324 (5)	-
8	53902	MAYER Matthias	AUT	819	376 (5)	-	6 (51)	363 (4)	74 (11)
9	422304	KRISTOFFERSEN Henrik	NOR	810	-	513 (5)	297 (7)	-	-
10	534562	LIGETY Ted	USA	785	2 (65)	26 (42)	606 (2)	46 (34)	105 (7)
11	511313	JANKA Carlo	SUI	769	251 (12)	-	172 (11)	166 (13)	180 (1)
12	291459	PARIS Dominik	ITA	760	363 (6)	-	-	365 (3)	32 (19)
13	193967	MUFFAT-JEANDET Victor	FRA	583	-	165 (14)	293 (8)	-	125 (5)
14	480736	KHOROSHILOV Alexander	RUS	517	-	517 (4)	-	-	-
15	192932	FAYED Guillermo	FRA	489	465 (4)	-	-	24 (44)	-
16	51215	BAUMANN Romed	AUT	478	235 (14)	-	-	151 (14)	92 (8)
17	53817	FRANZ Max	AUT	477	249 (13)	-	-	214 (9)	14 (29)
18	532431	MILLER Bode	USA	475	206 (18)	-	18 (40)	219 (8)	32 (19)
19	192746	THEAUX Adrien	FRA	470	207 (17)	-	-	248 (7)	15 (27)
20	511139	KUENG Patrick	SUI	458	355 (8)	-	-	103 (22)	-
21	530874	GANONG Travis	USA	441	344 (9)	-	-	97 (23)	-
22	501111	HARGIN Mattias	SWE	431	-	431 (6)	-	-	-
23	293797	GROSS Stefano	ITA	430	-	430 (7)	-	-	-
24	102263	GUAY Erik	CAN	417	356 (7)	-	-	61 (28)	-
25	511383	FEUZ Beat	SUI	405	299 (11)	-	-	74 (27)	32 (19)
26	510727	DEFAGO Didier	SUI	393	206 (18)	-	-	187 (11)	-
27	191750	FANARA Thomas	FRA	377	-	-	377 (4)	-	-
28	292455	FILL Peter	ITA	369	226 (15)	-	-	143 (17)	-
29	533866	NYMAN Steven	USA	366	337 (10)	-	-	29 (40)	-
30	53980	KRIECHMAYR Vincent	AUT	361	111 (25)	-	5 (52)	203 (10)	42 (16)
31	50858	STREITBERGER Georg	AUT	360	213 (16)	-	-	147 (16)	-
32	293098	RAZZOLI Giuliano	ITA	350	-	350 (8)	-	-	-
33	100558	COOK Dustin	CAN	328	-	-	49 (28)	279 (6)	-
34	501017	MYHRER Andre	SWE	303	-	253 (12)	50 (27)	-	-
35	192665	GRANGE Jean-Baptiste	FRA	297	-	297 (9)	-	-	-
36	50625	RAICH Benjamin	AUT	284	-	80 (24)	204 (10)	-	-
37	294890	NANI Roberto	ITA	279	-	-	279 (9)	-	-

AFTER 2nd MEN'S DOWNHILL
OVERALL FIS WCSL LIST

Number of Competitors: 162

Rank	FIS Code	Name	NSA	WCSL	DH	SL	GS	SG	SC
38	500656	LARSSON Markus	SWE	259	-	259 (10)	-	-	-
38	530939	WEIBRECHT Andrew	USA	259	95 (27)	-	-	151 (14)	13 (31)
40	422082	FOSS-SOLEVAAG Sebastian	NOR	256	-	256 (11)	-	-	-
41	191740	CLAREY Johan	FRA	237	178 (20)	-	-	59 (29)	-
42	54005	STRIEDINGER Otmar	AUT	218	91 (28)	-	-	127 (20)	-
43	150398	BANK Ondrej	CZE	212	81 (31)	-	16 (41)	23 (45)	92 (8)
44	293006	INNERHOFER Christof	ITA	209	115 (24)	-	-	82 (25)	12 (32)
45	102899	OSBORNE-PARADIS Manuel	CAN	208	153 (21)	-	-	55 (32)	-
46	511513	CAVIEZEL Mauro	SUI	198	29 (44)	-	-	87 (24)	82 (10)
47	380260	KOSTELIC Ivica	CRO	193	1 (67)	60 (27)	-	-	132 (4)
48	421669	HAUGEN Leif Kristian	NOR	181	-	14 (46)	167 (13)	-	-
49	292514	HEEL Werner	ITA	178	152 (22)	-	-	26 (42)	-
50	292967	EISATH Florian	ITA	172	-	-	172 (11)	-	-
51	511352	VILETTA Sandro	SUI	165	74 (32)	-	-	56 (30)	35 (18)
52	194190	ROGER Brice	FRA	159	20 (51)	-	-	139 (18)	-
53	422139	KILDE Aleksander Aamodt	NOR	158	49 (36)	-	-	77 (26)	32 (19)
54	191459	LIZEROUX Julien	FRA	157	-	157 (15)	-	-	-
55	102271	HUDEC Jan	CAN	156	21 (48)	-	-	135 (19)	-
56	511996	YULE Daniel	SUI	153	-	153 (16)	-	-	-
57	293550	MARSAGLIA Matteo	ITA	152	23 (46)	-	-	119 (21)	10 (34)
58	534959	JITLOFF Tim	USA	150	-	-	138 (14)	6 (51)	6 (41)
59	501223	BAECK Axel	SWE	143	-	143 (17)	-	-	-
60	202451	STRASSER Linus	GER	130	-	130 (18)	-	-	-
60	290732	THALER Patrick	ITA	130	-	130 (18)	-	-	-
62	194495	FAIVRE Mathieu	FRA	129	-	-	129 (15)	-	-
62	533131	SULLIVAN Marco	USA	129	125 (23)	-	-	4 (56)	-
64	501101	BYGGMARK Jens	SWE	123	-	123 (20)	-	-	-
64	511852	CAVIEZEL Gino	SUI	123	-	-	123 (16)	-	-
66	501458	LINDH Calle	SWE	122	-	106 (21)	16 (41)	-	-
67	51007	SCHOERGHOFFER Philipp	AUT	120	-	-	120 (17)	-	-
68	192504	MERMILLOD BLONDIN T.	FRA	118	5 (60)	-	-	55 (32)	58 (13)
69	292120	SIMONCELLI Davide	ITA	116	-	-	116 (18)	-	-
70	501324	OLSSON Matts	SWE	113	-	-	113 (19)	-	-
70	180534	SANDELL Marcus	FIN	113	-	-	113 (19)	-	-
72	510890	ZURBRIGGEN Silvan	SUI	110	64 (34)	-	-	-	46 (15)
73	380335	ZUBCIC Filip	CRO	108	-	36 (34)	72 (24)	-	-
74	50753	KROELL Klaus	AUT	106	106 (26)	-	-	-	-
75	50605	HERBST Reinfried	AUT	105	-	105 (22)	-	-	-
75	292491	MOELGG Manfred	ITA	105	-	84 (23)	21 (35)	-	-
77	700830	ZAMPA Adam	SVK	97	-	43 (32)	2 (55)	-	52 (14)
78	202059	FERSTL Josef	GER	94	66 (33)	-	-	21 (46)	7 (39)
79	202437	LUITZ Stefan	GER	92	-	-	92 (22)	-	-
80	990048	BORSOTTI Giovanni	ITA	87	-	-	87 (23)	-	-
81	534508	CHODOUNSKY David	USA	84	-	71 (26)	13 (45)	-	-
81	103271	THOMSEN Benjamin	CAN	84	84 (29)	-	-	-	-
83	191964	POISSON David	FRA	83	83 (30)	-	-	-	-
83	380292	ZRNCIC DIM Natko	CRO	83	6 (59)	-	-	5 (52)	72 (12)

04-12-2015 / Beaver Creek (USA) / 0201

Page 2/4

www.fis-ski.com

Generation Date: FRI 4 DEC 2015

Time: 12:57

Document: 60B 1.0



AFTER 2nd MEN'S DOWNHILL
OVERALL FIS WCSL LIST

Number of Competitors: 162

Rank	FIS Code	Name	NSA	WCSL	DH	SL	GS	SG	SC
85	561217	KOSI Klemen	SLO	81	33 (41)	-	-	32 (38)	16 (26)
86	511896	MURISIER Justin	SUI	80	-	29 (36)	36 (32)	-	15 (27)
87	501116	LAHDENPERAE Anton	SWE	75	-	75 (25)	-	-	-
88	990081	CASSE Mattia	ITA	74	23 (46)	-	-	40 (36)	11 (33)
89	934643	GOLDBERG Jared	USA	73	30 (43)	-	-	13 (47)	30 (24)
90	53933	SCHWEIGER Patrick	AUT	68	21 (48)	-	-	39 (37)	8 (38)
91	990116	DE ALIPRANDINI Luca	ITA	67	-	-	67 (25)	-	-
92	561216	KLINE Bostjan	SLO	64	36 (40)	-	-	28 (41)	-
93	194167	MUZATON Maxence	FRA	63	49 (36)	-	-	-	14 (29)
94	51159	NOESIG Christoph	AUT	58	-	-	58 (26)	-	-
95	293141	VARETONI Silvano	ITA	55	55 (35)	-	-	-	-
96	511983	AERNI Luca	SUI	50	-	50 (28)	-	-	-
97	54031	LEITINGER Roland	AUT	49	-	-	49 (28)	-	-
98	294277	KLOTZ Siegmur	ITA	48	38 (39)	-	-	1 (62)	9 (35)
98	51327	PUCHNER Joachim	AUT	48	-	-	-	43 (35)	5 (42)
100	201811	STECHERT Tobias	GER	47	47 (38)	-	-	-	-
100	301709	YUASA Naoki	JPN	47	-	47 (29)	-	-	-
102	50707	MATT Mario	AUT	46	-	46 (30)	-	-	-
103	220689	RYDING Dave	GBR	45	-	45 (31)	-	-	-
104	192506	MISSILLIER Steve	FRA	42	-	29 (36)	13 (45)	-	-
105	200379	SANDER Andreas	GER	41	29 (44)	-	-	12 (48)	-
105	180666	TORSTI Samu	FIN	41	-	-	41 (31)	-	-
107	421860	NORDBOTTEN Jonathan	NOR	40	-	40 (33)	-	-	-
108	180570	ROMAR Andreas	FIN	36	-	-	-	-	36 (17)
108	511638	TUMLER Thomas	SUI	36	-	-	4 (53)	32 (38)	-
110	511529	GISIN Marc	SUI	34	32 (42)	-	-	2 (60)	-
110	511718	PLEISCH Manuel	SUI	34	-	-	34 (33)	-	-
112	292000	BLARDONE Massimiliano	ITA	31	-	-	31 (34)	-	-
112	202196	BRANDNER Klaus	GER	31	20 (51)	-	-	11 (49)	-
112	291145	DEVILLE Cristian	ITA	31	-	31 (35)	-	-	-
115	54063	FELLER Manuel	AUT	29	-	29 (36)	-	-	-
115	50981	HOERL Wolfgang	AUT	29	-	29 (36)	-	-	-
115	421954	LYSDAHL Espen	NOR	29	-	29 (36)	-	-	-
115	511902	ZENHAEUSERN Ramon	SUI	29	-	29 (36)	-	-	-
119	430429	BYDLINSKI Maciej	POL	26	-	-	-	-	26 (25)
119	511981	WEBER Ralph	SUI	26	21 (48)	-	-	5 (52)	-
121	103612	PRIDY Morgan	CAN	25	-	-	-	25 (43)	-
122	290095	BALLERIN Andrea	ITA	21	-	-	21 (35)	-	-
123	930024	MAPLE Wiley	USA	19	19 (53)	-	-	-	-
123	191423	RICHARD Cyprien	FRA	19	-	-	19 (38)	-	-
123	511741	ZURBRIGGEN Elia	SUI	19	-	-	19 (38)	-	-
126	201891	SCHMID Philipp	GER	18	-	18 (43)	-	-	-
127	150644	KRYZL Krystof	CZE	17	-	6 (54)	8 (50)	-	3 (44)
128	531799	FORD Tommy	USA	16	-	-	16 (41)	-	-
129	102239	COUSINEAU Julien	CAN	15	-	15 (44)	-	-	-
129	561244	KRANJEC Zan	SLO	15	-	-	15 (44)	-	-
129	54170	MATT Michael	AUT	15	-	15 (44)	-	-	-

04-12-2015 / Beaver Creek (USA) / 0201

Page 3/4

www.fis-ski.com

Generation Date: FRI 4 DEC 2015

Time: 12:57

Document: 60B 1.0



AFTER 2nd MEN'S DOWNHILL
OVERALL FIS WCSL LIST

Number of Competitors: 162

Rank	FIS Code	Name	NSA	WCSL	DH	SL	GS	SG	SC
132	501076	OLSSON Hans	SWE	14	4 (63)	-	-	1 (62)	9 (35)
132	291318	TONETTI Riccardo	ITA	14	-	14 (46)	-	-	-
134	510997	BERTHOD Marc	SUI	13	8 (55)	-	-	5 (52)	-
134	530165	BRANDENBURG Will	USA	13	-	13 (48)	-	-	-
134	103676	BROWN Phil	CAN	13	-	-	13 (45)	-	-
134	51332	SCHEIBER Florian	AUT	13	11 (54)	-	-	2 (60)	-
134	481327	TRIKHICHEV Pavel	RUS	13	-	11 (49)	-	-	2 (45)
139	511808	SCHMED Fernando	SUI	12	5 (60)	-	-	7 (50)	-
140	103865	PHILP Trevor	CAN	11	-	-	11 (48)	-	-
141	53936	DUERAGER Markus	AUT	10	7 (58)	-	-	3 (58)	-
141	512014	NIEDERBERGER Bernhard	SUI	10	-	10 (50)	-	-	-
143	561255	CATER Martin	SLO	9	-	-	-	-	9 (35)
143	53889	HIRSCHBUEHL Christian	AUT	9	-	-	9 (49)	-	-
143	201896	STEHLE Dominik	GER	9	-	9 (51)	-	-	-
146	202535	DRESSEN Thomas	GER	8	8 (55)	-	-	-	-
146	534939	FISHER Erik	USA	8	8 (55)	-	-	-	-
146	511908	SCHMIDIGER Reto	SUI	8	-	8 (52)	-	-	-
149	103729	READ Erik	CAN	7	-	7 (53)	-	-	-
149	150495	VRABLIK Martin	CZE	7	-	-	-	-	7 (39)
151	561148	SKUBE Matic	SLO	6	-	6 (54)	-	-	-
152	531452	BIESEMEYER Thomas	USA	5	-	-	-	5 (52)	-
152	512042	KRYENBUEHL Urs	SUI	5	5 (60)	-	-	-	-
152	103762	WERRY Tyler	CAN	5	-	-	-	-	5 (42)
155	194298	GIEZENDANNER Blaise	FRA	4	4 (63)	-	-	-	-
155	481705	GLEBOV Alexander	RUS	4	-	-	-	4 (56)	-
155	180705	PIRINEN Eemeli	FIN	4	-	-	4 (53)	-	-
158	422073	NETELAND Bjoernar	NOR	3	-	-	-	3 (58)	-
159	6530104	BENNETT Bryce	USA	2	2 (65)	-	-	-	-
159	561117	KUERNER Miha	SLO	2	-	2 (56)	-	-	-
161	511847	MANI Nils	SUI	1	-	-	-	1 (62)	-
161	104096	THOMPSON Broderick	CAN	1	-	-	-	-	1 (46)

LEGEND									
SC	Alpine Combined points	DH	Downhill points	SG	Super-G points	WCSL	Overall points	SL	Slalom points
GS	Giant Slalom points								

04-12-2015 / Beaver Creek (USA) / 0201

Page 4/4

www.fis-ski.com

Generation Date: FRI 4 DEC 2015

Time: 12:57

Document: 60B 1.0



2nd MEN'S DOWNHILL
DOWNHILL FIS WORLD CUP STANDINGS

Number of Competitors: 37		28 NOV 2015 Lake Louise (CAN)		4 DEC 2015 Beaver Creek (USA)			
Rank	FIS Code	Name	NSA	1	2	WC-DH	Diff.
1	421328	SVINDAL Aksel Lund	NOR	100	100	200	
2	292455	FILL Peter	ITA	80	32	112	- 88
3	192932	FAYED Guillermo	FRA	50	60	110	- 90
4	421483	JANSRUD Kjetil	NOR	29	80	109	- 91
5	511313	JANKA Carlo	SUI	45	45	90	- 110
6	530874	GANONG Travis	USA	60	22	82	- 118
7	50742	REICHELTH Hannes	AUT	13	50	63	- 137
8	293006	INNERHOFER Christof	ITA	22	36	58	- 142
9	530939	WEIBRECHT Andrew	USA	7	45	52	- 148
10	102263	GUAY Erik	CAN	26	24	50	- 150
10	192746	THEAUX Adrien	FRA	24	26	50	- 150
12	291459	PARIS Dominik	ITA	36	11	47	- 153
13	511139	KUENG Patrick	SUI	15	29	44	- 156
14	53902	MAYER Matthias	AUT	32	10	42	- 158
15	53817	FRANZ Max	AUT	40	-	40	- 160
16	422139	KILDE Aleksander Aamodt	NOR	16	15	31	- 169
16	533866	NYMAN Steven	USA	15	16	31	- 169
18	191740	CLAREY Johan	FRA	20	9	29	- 171
19	50858	STREITBERGER Georg	AUT	9	14	23	- 177
19	54005	STRIEDINGER Otmar	AUT	3	20	23	- 177
21	50753	KROELL Klaus	AUT	18	3	21	- 179
22	53980	KRIECHMAYR Vincent	AUT	1	18	19	- 181
23	103271	THOMSEN Benjamin	CAN	10	8	18	- 182
24	194167	MUZATON Maxence	FRA	2	13	15	- 185
25	51215	BAUMANN Romed	AUT	12	-	12	- 188
25	561217	KOSI Klemen	SLO	-	12	12	- 188
27	561216	KLINE Bostjan	SLO	7	4	11	- 189
27	53933	SCHWEIGER Patrick	AUT	11	-	11	- 189
29	202535	DRESSEN Thomas	GER	8	-	8	- 192
30	293550	MARSAGLIA Matteo	ITA	-	7	7	- 193
31	380292	ZRNCIC DIM Natko	CRO	-	6	6	- 194
32	202059	FERSTL Josef	GER	5	-	5	- 195
32	192504	MERMILLOD BLONDIN T.	FRA	-	5	5	- 195
34	191964	POISSON David	FRA	4	-	4	- 196
35	6530104	BENNETT Bryce	USA	-	2	2	- 198



2nd MEN'S DOWNHILL
DOWNHILL FIS WORLD CUP STANDINGS

28 NOV 2015 Lake Louise (CAN)
4 DEC 2015 Beaver Creek (USA)

Number of Competitors: 37

Rank	FIS Code	Name	NSA	1	2	WC-DH	Diff.
36	194298	GIEZENDANNER Blaise	FRA	-	1	1	- 199
36	102899	OSBORNE-PARADIS M.	CAN	1	-	1	- 199

LEGEND

WC-DH World Cup points for Downhill **Diff.** Points Difference

04-12-2015 / Beaver Creek (USA) / 0201

Page 2/2

www.fis-ski.com

Generation Date: FRI 4 DEC 2015

Time: 12:57

Document: 25A 1.0



2nd MEN'S DOWNHILL
OVERALL FIS WORLD CUP STANDINGS

Number of Competitors: 69

Rank	FIS Code	Name	NSA	Points	DH 2 races	SL	GS 1 race	SG 1 race	SC
1	421328	SVINDAL Aksel Lund	NOR	307	200 (1)	-	7 (24)	100 (1)	-
2	292455	FILL Peter	ITA	172	112 (2)	-	-	60 (3)	-
3	421483	JANSRUD Kjetil	NOR	151	109 (4)	-	6 (25)	36 (7)	-
4	530874	GANONG Travis	USA	132	82 (6)	-	-	50 (4)	-
5	53902	MAYER Matthias	AUT	122	42 (14)	-	-	80 (2)	-
6	192932	FAYED Guillermo	FRA	110	110 (3)	-	-	-	-
7	50742	REICHELT Hannes	AUT	102	63 (7)	-	15 (16)	24 (11)	-
8	534562	LIGETY Ted	USA	100	-	-	100 (1)	-	-
9	53817	FRANZ Max	AUT	90	40 (15)	-	-	50 (4)	-
9	511313	JANKA Carlo	SUI	90	90 (5)	-	-	-	-
11	291459	PARIS Dominik	ITA	87	47 (12)	-	-	40 (6)	-
12	191750	FANARA Thomas	FRA	80	-	-	80 (2)	-	-
13	192746	THEAUX Adrien	FRA	79	50 (10)	-	-	29 (9)	-
14	102263	GUAY Erik	CAN	70	50 (10)	-	-	20 (13)	-
15	293006	INNERHOFER Christof	ITA	66	58 (8)	-	-	8 (23)	-
16	53831	HIRSCHER Marcel	AUT	60	-	-	60 (3)	-	-
17	422139	KILDE Aleksander Aamodt	NOR	57	31 (16)	-	-	26 (10)	-
17	530939	WEIBRECHT Andrew	USA	57	52 (9)	-	-	5 (26)	-
19	511139	KUENG Patrick	SUI	56	44 (13)	-	-	12 (19)	-
20	53980	KRIECHMAYR Vincent	AUT	51	19 (22)	-	-	32 (8)	-
21	294890	NANI Roberto	ITA	50	-	-	50 (4)	-	-
22	194364	PINTURAUULT Alexis	FRA	45	-	-	45 (5)	-	-
23	533866	NYMAN Steven	USA	41	31 (16)	-	-	10 (21)	-
24	422304	KRISTOFFERSEN Henrik	NOR	40	-	-	40 (6)	-	-
24	54031	LEITINGER Roland	AUT	40	-	-	40 (6)	-	-
24	201702	NEUREUTHER Felix	GER	40	-	-	40 (6)	-	-
27	51215	BAUMANN Romed	AUT	34	12 (25)	-	-	22 (12)	-
28	50858	STREITBERGER Georg	AUT	30	23 (19)	-	-	7 (24)	-
28	54005	STRIEDINGER Otmar	AUT	30	23 (19)	-	-	7 (24)	-
30	191740	CLAREY Johan	FRA	29	29 (18)	-	-	-	-
30	194495	FAIVRE Mathieu	FRA	29	-	-	29 (9)	-	-
30	561216	KLINE Bostjan	SLO	29	11 (27)	-	-	18 (14)	-
33	193967	MUFFAT-JEANDET Victor	FRA	26	-	-	26 (10)	-	-
33	53933	SCHWEIGER Patrick	AUT	26	11 (27)	-	-	15 (16)	-
35	292967	EISATH Florian	ITA	24	-	-	24 (11)	-	-
36	380335	ZUBCIC Filip	CRO	22	-	-	22 (12)	-	-
37	50753	KROELL Klaus	AUT	21	21 (21)	-	-	-	-



2nd MEN'S DOWNHILL
OVERALL FIS WORLD CUP STANDINGS

Number of Competitors: 69

Rank	FIS Code	Name	NSA	Points	DH 2 races	SL	GS 1 race	SG 1 race	SC
38	990048	BORSOTTI Giovanni	ITA	20	-	-	20 (13)	-	-
39	192504	MERMILLOD BLONDIN T.	FRA	19	5 (32)	-	-	14 (17)	-
40	51007	SCHOERGHOFFER Philipp	AUT	18	-	-	18 (14)	-	-
40	103271	THOMSEN Benjamin	CAN	18	18 (23)	-	-	-	-
42	990081	CASSE Mattia	ITA	16	-	-	-	16 (15)	-
42	202059	FERSTL Josef	GER	16	5 (32)	-	-	11 (20)	-
42	293550	MARSAGLIA Matteo	ITA	16	7 (30)	-	-	9 (22)	-
42	511896	MURISIER Justin	SUI	16	-	-	16 (15)	-	-
46	194167	MUZATON Maxence	FRA	15	15 (24)	-	-	-	-
47	534959	JITLOFF Tim	USA	14	-	-	14 (17)	-	-
48	202437	LUITZ Stefan	GER	13	-	-	13 (18)	-	-
48	511352	VILETTA Sandro	SUI	13	-	-	-	13 (18)	-
50	290095	BALLERIN Andrea	ITA	12	-	-	12 (19)	-	-
50	561217	KOSI Klemen	SLO	12	12 (25)	-	-	-	-
52	202462	DOPFER Fritz	GER	11	-	-	11 (20)	-	-
52	501017	MYHRER Andre	SWE	11	-	-	11 (20)	-	-
54	53889	HIRSCHBUEHL Christian	AUT	9	-	-	9 (22)	-	-
55	202535	DRESSEN Thomas	GER	8	8 (29)	-	-	-	-
55	292491	MOELGG Manfred	ITA	8	-	-	8 (23)	-	-
57	51159	NOESIG Christoph	AUT	6	-	-	6 (25)	-	-
57	380292	ZRNCIC DIM Natko	CRO	6	6 (31)	-	-	-	-
59	192506	MISSILLIER Steve	FRA	4	-	-	4 (27)	-	-
59	102899	OSBORNE-PARADIS Manuel	CAN	4	1 (36)	-	-	3 (28)	-
59	191964	POISSON David	FRA	4	4 (34)	-	-	-	-
59	194190	ROGER Brice	FRA	4	-	-	-	4 (27)	-
63	421669	HAUGEN Leif Kristian	NOR	3	-	-	3 (28)	-	-
64	6530104	BENNETT Bryce	USA	2	2 (35)	-	-	-	-
64	511529	GISIN Marc	SUI	2	-	-	-	2 (29)	-
64	700830	ZAMPA Adam	SVK	2	-	-	2 (29)	-	-
67	194298	GIEZENDANNER Blaise	FRA	1	1 (36)	-	-	-	-
67	200379	SANDER Andreas	GER	1	-	-	-	1 (30)	-
67	511741	ZURBRIGGEN Elia	SUI	1	-	-	1 (30)	-	-

LEGEND

SC Alpine Combined points DH Downhill points SG Super-G points Points Overall points SL Slalom points
GS Giant Slalom points

04-12-2015 / Beaver Creek (USA) / 0201

Page 2/2

www.fis-ski.com

Generation Date: FRI 4 DEC 2015

Time: 12:57

Document: 25B 1.0



2nd MEN'S DOWNHILL
MEN FIS NATION CUP

Number of Nations: 12

Rank	NSA		Points	Diff.	DH	SL	GS	SG	SC	TE
1	AUT	Austria	639		254	-	148	237	-	-
2	NOR	Norway	558	- 81	340	-	56	162	-	-
3	ITA	Italy	471	- 168	224	-	114	133	-	-
4	FRA	France	445	- 194	214	-	184	47	-	-
5	USA	United States of America	346	- 293	167	-	114	65	-	-
6	SUI	Switzerland	178	- 461	134	-	17	27	-	-
7	CAN	Canada	92	- 547	69	-	-	23	-	-
8	GER	Germany	89	- 550	13	-	64	12	-	-
9	SLO	Slovenia	41	- 598	23	-	-	18	-	-
10	CRO	Croatia	28	- 611	6	-	22	-	-	-
11	SWE	Sweden	11	- 628	-	-	11	-	-	-
12	SVK	Slovakia	2	- 637	-	-	2	-	-	-

2nd MEN'S DOWNHILL
FIS OVERALL NATION CUP

Number of Nations: 15

Rk	NSA	Overall+TE			DH Points			SL Points			GS Points			SG Points			SC Points		
		M+W	M	W	M+W	M	W	M+W	M	W	M+W	M	W	M+W	M	W	M+W	M	W
1	AUT	943	639	304	254	254	-	154	-	154	298	148	150	237	237	-	-	-	-
2	ITA	900	471	429	224	224	-	36	-	36	507	114	393	133	133	-	-	-	-
3	FRA	739	445	294	214	214	-	128	-	128	350	184	166	47	47	-	-	-	-
4	USA	668	346	322	167	167	-	242	-	242	194	114	80	65	65	-	-	-	-
5	NOR	657	558	99	340	340	-	46	-	46	109	56	53	162	162	-	-	-	-
6	SUI	484	178	306	134	134	-	140	-	140	183	17	166	27	27	-	-	-	-
7	SWE	466	11	455	-	-	-	285	-	285	181	11	170	-	-	-	-	-	-
8	CAN	253	92	161	69	69	-	124	-	124	37	-	37	23	23	-	-	-	-
9	GER	184	89	95	13	13	-	6	-	6	153	64	89	12	12	-	-	-	-
10	SVK	142	2	140	-	-	-	140	-	140	2	2	-	-	-	-	-	-	-
11	CZE	110	-	110	-	-	-	110	-	110	-	-	-	-	-	-	-	-	-
12	LIE	84	-	84	-	-	-	-	-	-	84	-	84	-	-	-	-	-	-
13	SLO	54	41	13	23	23	-	-	-	-	13	-	13	18	18	-	-	-	-
14	CRO	28	28	-	6	6	-	-	-	-	22	22	-	-	-	-	-	-	-
15	JPN	15	-	15	-	-	-	-	-	-	15	-	15	-	-	-	-	-	-



AUDI
FIS SKI WORLD CUP 2015/16



AFTER 2nd MEN'S DOWNHILL
MANUFACTURERS STANDINGS MEN

Number of Manufacturers: 7

Rank	Manufacturer	Points	Diff.	DH	SL	GS	SG	SC
1	Head	760		435	-	145	180	-
2	Atomic	400	- 360	180	-	60	160	-
3	Rossignol	130	- 630	90	-	40	-	-
4	Fischer	120	- 640	-	-	120	-	-
5	Nordica	80	- 680	-	-	40	40	-
6	Salomon	50	- 710	50	-	-	-	-
6	Voelkl	50	- 710	-	-	50	-	-



AFTER 2nd MEN'S DOWNHILL
MANUFACTURERS STANDINGS OVERALL

Number of Manufacturers: 8

Rk	Manuf.	Overall			DH Points			SL Points			GS Points			SG Points			SC Points		
		M+W	M	W	M+W	M	W	M+W	M	W	M+W	M	W	M+W	M	W	M+W	M	W
1	Head	955	760	195	435	435	-	45	-	45	295	145	150	180	180	-	-	-	-
2	Atomic	780	400	380	180	180	-	240	-	240	200	60	140	160	160	-	-	-	-
3	Rossignol	665	130	535	90	90	-	235	-	235	340	40	300	-	-	-	-	-	-
4	Fischer	230	120	110	-	-	-	110	-	110	120	120	-	-	-	-	-	-	-
5	Salomon	170	50	120	50	50	-	120	-	120	-	-	-	-	-	-	-	-	-
5	Voelkl	170	50	120	-	-	-	-	-	-	170	50	120	-	-	-	-	-	-
7	Nordica	80	80	-	-	-	-	-	-	-	40	40	-	40	40	-	-	-	-
8	Stoekli	40	-	40	-	-	-	-	-	-	40	-	40	-	-	-	-	-	-