


AUDI FIS SKI WORLD CUP 2015/16
Beaver Creek (USA)



2nd MEN'S SUPER-G
ALPHABETICAL LIST OF COMPETITORS

Number of Competitors: 66, Number of NSA: 15

NSA	FIS Code	Name	FIS Points (26th of November 2015 - List 5)									
			DH		SL		GS		SG		SC	
AUT (10)	51215	BAUMANN Romed	3.87	(12)	182.75	(3796)	16.61	(149)	4.98	(18)	3.18	(8)
	53817	FRANZ Max	4.05	(13)	256.28	(4231)	68.13	(1755)	4.55	(13)	5.99	(29)
	53831	HIRSCHER Marcel	46.02	(230)	0.37	(2)	0.00	(1)	5.88	(27)	0.00	(1)
	53980	KRIECHMAYR Vincent	5.65	(24)	61.51	(1471)	9.60	(55)	4.45	(10)	4.98	(16)
	53902	MAYER Matthias	2.36	(4)	185.94	(3821)	19.69	(216)	3.06	(4)	3.82	(11)
	50742	REICHELTH Hannes	1.00	(2)	999.00	(4788)	19.85	(221)	2.85	(3)	32.64	(90)
	51332	SCHEIBER Florian	19.07	(92)	90.56	(2302)	25.05	(353)	10.53	(46)	60.56	(295)
	53933	SCHWEIGER Patrick	7.00	(34)	103.95	(2645)	18.39	(183)	6.00	(31)	40.84	(150)
	50858	STREITBERGER Georg	4.32	(16)	999.00	(4788)	359.04	(4509)	4.84	(15)	53.33	(246)
	54005	STRIEDINGER Otmar	5.97	(29)	740.03	(4724)	44.46	(946)	5.09	(19)	52.16	(239)
CAN (6)	103512	FRISCH Jeffrey	10.27	(56)	207.68	(3989)	20.26	(231)	12.04	(55)	86.34	(480)
	102263	GUAY Erik	2.74	(8)	999.00	(4788)	78.11	(2070)	12.87	(59)	623.77	(1749)
	102899	OSBORNE-PARADIS Manuel	4.83	(19)	506.03	(4633)	106.29	(2788)	5.92	(28)	-	
	103612	PRIDY Morgan	28.04	(134)	122.00	(3000)	20.14	(228)	14.93	(76)	29.58	(75)
	103271	THOMSEN Benjamin	5.99	(30)	277.02	(4303)	22.07	(263)	22.19	(148)	241.88	(1203)
	103762	WERRY Tyler	6.67	(33)	20.97	(226)	7.34	(37)	14.97	(78)	38.24	(126)
CHI (1)	110324	VON APPEN Henrik	21.31	(107)	43.49	(853)	28.99	(455)	28.19	(205)	48.19	(211)
CRO (2)	380341	ULLRICH Max	37.11	(176)	30.55	(444)	18.84	(191)	29.86	(217)	45.15	(187)
	380292	ZRNCIC DIM Natko	11.61	(62)	15.95	(146)	25.23	(358)	13.03	(62)	3.90	(12)
CZE (2)	150398	BANK Ondrej	5.79	(26)	26.34	(340)	22.76	(286)	13.08	(63)	3.18	(8)
	150644	KRYZL Krystof	52.21	(279)	9.13	(57)	8.84	(46)	50.85	(430)	36.86	(117)
FIN (1)	180570	ROMAR Andreas	10.77	(60)	34.36	(557)	40.21	(785)	12.70	(57)	5.20	(17)
FRA (7)	191740	CLAREY Johan	4.87	(21)	364.59	(4494)	49.37	(1117)	5.84	(26)	66.74	(341)
	192932	FAYED Guillermo	2.07	(3)	105.28	(2670)	39.26	(757)	18.12	(105)	205.52	(1086)
	192504	MERMILLOD BLONDIN Thomas	26.51	(127)	10.32	(73)	16.91	(153)	10.61	(47)	4.40	(13)
	193967	MUFFAT-JEANDET Victor	43.25	(217)	4.81	(14)	3.91	(8)	61.66	(600)	1.98	(5)
	194364	PINTURAUULT Alexis	37.35	(178)	4.23	(13)	1.84	(3)	4.48	(11)	0.32	(3)
	194190	ROGER Brice	11.91	(63)	93.50	(2379)	104.49	(2745)	4.90	(16)	79.14	(426)
	192746	THEAUX Adrien	4.76	(18)	31.46	(470)	93.72	(2497)	3.86	(7)	5.95	(27)



2nd MEN'S SUPER-G
ALPHABETICAL LIST OF COMPETITORS

Number of Competitors: 66, Number of NSA: 15

NSA	FIS Code	Name	FIS Points (26th of November 2015 - List 5)						
			DH	SL	GS	SG	SC		
GER (4)	202196	BRANDNER Klaus	12.43 (67)	313.19 (4395)	54.35 (1276)	6.52 (35)	185.45 (1030)		
	202535	DRESSEN Thomas	10.16 (54)	47.31 (986)	17.83 (172)	13.87 (68)	23.21 (54)		
	202059	FERSTL Josef	11.39 (61)	97.11 (2467)	52.31 (1197)	6.22 (33)	25.32 (60)		
	200379	SANDER Andreas	9.45 (49)	242.54 (4173)	267.51 (4327)	10.72 (49)	40.60 (146)		
ITA (8)	990081	CASSE Mattia	12.35 (65)	95.21 (2417)	12.53 (86)	6.90 (36)	29.76 (77)		
	990116	DE ALIPRANDINI Luca	61.02 (358)	40.60 (766)	5.83 (25)	21.14 (139)	70.85 (375)		
	292455	FILL Peter	5.35 (23)	141.53 (3344)	42.66 (873)	5.55 (23)	19.74 (40)		
	293006	INNERHOFER Christof	12.41 (66)	63.63 (1540)	41.85 (846)	5.65 (24)	22.39 (50)		
	293550	MARSAGLIA Matteo	14.62 (76)	141.69 (3346)	14.40 (111)	5.21 (20)	41.48 (155)		
	291459	PARIS Dominik	2.61 (5)	306.09 (4376)	279.05 (4352)	2.55 (2)	5.34 (19)		
	291318	TONETTI Riccardo	54.29 (295)	6.00 (31)	9.76 (57)	10.42 (45)	25.53 (62)		
	293141	VARETTONI Silvano	8.56 (43)	505.04 (4632)	165.05 (3704)	10.16 (43)	63.03 (317)		
NOR (3)	421483	JANSRUD Kjetil	0.00 (1)	58.10 (1365)	5.60 (21)	0.00 (1)	2.56 (6)		
	422139	KILDE Aleksander Aamodt	15.71 (82)	42.30 (814)	12.66 (90)	5.95 (29)	5.34 (19)		
	421328	SVINDAL Aksel Lund	2.61 (5)	59.00 (1396)	5.99 (30)	3.11 (5)	5.34 (19)		
RUS (1)	481327	TRIKHICHEV Pavel	43.07 (215)	10.52 (76)	11.78 (76)	19.94 (125)	8.35 (32)		
SLO (3)	561255	CATER Martin	10.69 (59)	29.04 (408)	17.96 (175)	15.10 (82)	19.92 (41)		
	561216	KLINE Bostjan	9.25 (47)	60.21 (1432)	28.58 (442)	8.00 (37)	21.61 (47)		
	561217	KOSI Klemen	9.09 (46)	16.62 (157)	16.83 (150)	10.07 (42)	5.92 (26)		
SUI (8)	511852	CAVIEZEL Gino	40.90 (201)	11.89 (93)	5.35 (16)	25.58 (180)	14.00 (35)		
	511988	GENOUD Amaury	31.50 (148)	36.50 (618)	11.85 (77)	14.38 (72)	34.36 (99)		
	511529	GISIN Marc	9.86 (52)	105.59 (2676)	68.84 (1785)	16.42 (92)	16.70 (37)		
	511313	JANKA Carlo	4.70 (17)	434.78 (4580)	4.94 (11)	4.51 (12)	0.00 (1)		
	511139	KUENG Patrick	2.67 (7)	220.01 (4060)	174.20 (3802)	5.45 (21)	195.71 (1059)		
	511808	SCHMED Fernando	17.80 (87)	411.08 (4559)	15.69 (130)	6.29 (34)	27.46 (66)		
	511638	TUMLER Thomas	20.57 (100)	200.43 (3934)	8.12 (43)	12.82 (58)	31.94 (85)		
	511352	VILETTA Sandro	5.89 (28)	61.73 (1477)	19.70 (217)	10.37 (44)	5.23 (18)		
SVK (1)	700830	ZAMPA Adam	41.52 (205)	6.00 (31)	6.96 (33)	46.17 (368)	4.62 (14)		
USA (9)	6530104	BENNETT Bryce	20.47 (98)	21.65 (240)	45.69 (991)	16.70 (96)	20.78 (43)		
	531452	BIESEMEYER Thomas	20.53 (99)	52.11 (1158)	16.47 (145)	10.89 (50)	55.57 (265)		
	531799	FORD Tommy	114.36 (838)	14.00 (116)	9.17 (49)	19.86 (123)	39.85 (139)		
	530874	GANONG Travis	3.34 (11)	321.17 (4418)	92.73 (2474)	5.99 (30)	42.59 (167)		
	934643	GOLDBERG Jared	9.29 (48)	33.48 (529)	10.16 (63)	9.00 (39)	5.41 (24)		
	534959	JITLOFF Tim	43.68 (220)	31.98 (484)	5.23 (14)	14.21 (71)	30.98 (82)		
	534562	LIGETY Ted	25.43 (124)	17.09 (166)	1.25 (2)	13.23 (66)	2.71 (7)		
	533866	NYMAN Steven	2.74 (8)	332.64 (4439)	40.65 (804)	13.01 (61)	21.48 (46)		
	530939	WEIBRECHT Andrew	8.25 (39)	423.36 (4565)	18.34 (181)	4.76 (14)	23.17 (53)		

LEGEND	DH Downhill	SL Slalom	GS Giant Slalom	SG Super-G	SC Alpine Combined
---------------	--------------------	------------------	------------------------	-------------------	---------------------------

05-12-2015 / Beaver Creek (USA) / 0202

Page 2/2

Data Processing by LONGINES

www.fis-ski.com

LONGINES Timing

Generation Date: FRI 4 DEC 2015

Time: 17:29

Document: 32E 1.0





AUDI FIS SKI WORLD CUP 2015/16

Beaver Creek (USA)



2nd MEN'S SUPER-G

DRAW LIST BY POINTS

SAT 5 DEC 2015

Number of Competitors: 66, Number of NSA: 15 Ranked 100 in the FIS List: PERKO R. FIS Pts: 17.41

No.	FIS Code	Name	NSA	WCSL-SG	WCSL-O	FIS-SG
1	421483	JANSRUD Kjetil	NOR	566 (1)	1386 (2)	0.00 (1)
2	421328	SVINDAL Aksel Lund	NOR	379 (2)	975 (4)	3.11 (5)
3	291459	PARIS Dominik	ITA	365 (3)	760 (12)	2.55 (2)
4	53902	MAYER Matthias	AUT	363 (4)	819 (8)	3.06 (4)
5	50742	REICHELT Hannes	AUT	324 (5)	841 (7)	2.85 (3)
6	192746	THEAUX Adrien	FRA	248 (7)	470 (19)	3.86 (6)
7	53817	FRANZ Max	AUT	214 (9)	477 (17)	4.55 (10)
8	53980	KRIECHMAYR Vincent	AUT	203 (10)	361 (30)	4.45 (7)
9	194364	PINTURAUULT Alexis	FRA	169 (12)	1101 (3)	4.48 (8)
10	511313	JANKA Carlo	SUI	166 (13)	769 (11)	4.51 (9)
11	530939	WEIBRECHT Andrew	USA	151 (14)	259 (38)	4.76 (11)
12	51215	BAUMANN Romed	AUT	151 (14)	478 (16)	4.98 (14)
13	50858	STREITBERGER Georg	AUT	147 (16)	360 (31)	4.84 (12)
14	292455	FILL Peter	ITA	143 (17)	369 (28)	5.55 (18)
15	194190	ROGER Brice	FRA	139 (18)	159 (52)	4.90 (13)
16	+500 53831	HIRSCHER Marcel	AUT	56 (30)	1603 (1)	5.88 (21)
17	+500 534562	LIGETY Ted	USA	46 (34)	785 (10)	13.23 (47)
18	54005	STRIEDINGER Otmar	AUT	127 (20)	218 (42)	5.09 (15)
19	293550	MARSAGLIA Matteo	ITA	119 (21)	152 (57)	5.21 (16)
20	511139	KUENG Patrick	SUI	103 (22)	458 (20)	5.45 (17)
21	530874	GANONG Travis	USA	97 (23)	441 (21)	5.99 (24)
22	293006	INNERHOFER Christof	ITA	82 (25)	209 (44)	5.65 (19)
23	422139	KILDE Aleksander Aamodt	NOR	77 (26)	158 (53)	5.95 (23)
24	102263	GUAY Erik	CAN	61 (28)	417 (24)	12.87 (43)
25	191740	CLAREY Johan	FRA	59 (29)	237 (41)	5.84 (20)
26	511352	VILETTA Sandro	SUI	56 (30)	165 (51)	10.37 (34)
27	102899	OSBORNE-PARADIS Manuel	CAN	55 (32)	208 (45)	5.92 (22)
28	192504	MERMILLOD BLONDIN Thomas	FRA	55 (32)	118 (68)	10.61 (37)
29	990081	CASSE Mattia	ITA	40 (36)	74 (88)	6.90 (29)
30	53933	SCHWEIGER Patrick	AUT	39 (37)	68 (90)	6.00 (25)
31	+500 193967	MUFFAT-JEANDET Victor	FRA	-	583 (13)	> 61.66 (66)
32	202059	FERSTL Josef	GER	21 (46)	94 (78)	6.22 (26)
33	511808	SCHMED Fernando	SUI	7 (50)	12 (139)	6.29 (27)
34	202196	BRANDNER Klaus	GER	11 (49)	31 (112)	6.52 (28)
35	561216	KLINE Bostjan	SLO	28 (41)	64 (92)	8.00 (30)
36	934643	GOLDBERG Jared	USA	13 (47)	73 (89)	9.00 (31)
37	561217	KOSI Klemen	SLO	32 (38)	81 (85)	10.07 (32)

05-12-2015 / Beaver Creek (USA) / 0202

Page 1/2

Data Processing by LONGINES


www.fis-ski.com

LONGINES Timing

Generation Date: FRI 4 DEC 2015

Time: 17:30

Document: 45A 1.0



Number of Competitors: 66, Number of NSA: 15 Ranked 100 in the FIS List: PERKO R. FIS Pts: 17.41

No.	FIS Code	Name	NSA	WCSL-SG	WCSL-O	FIS-SG
38	293141	VARETONI Silvano	ITA	-	55 (95)	10.16 (33)
39	291318	TONETTI Riccardo	ITA	-	14 (132)	10.42 (35)
40	51332	SCHEIBER Florian	AUT	2 (60)	13 (134)	10.53 (36)
41	200379	SANDER Andreas	GER	12 (48)	41 (105)	10.72 (38)
42	531452	BIESEMEYER Thomas	USA	5 (52)	5 (152)	10.89 (39)
43	103512	FRISCH Jeffrey	CAN	-	-	12.04 (40)
44	180570	ROMAR Andreas	FIN	-	36 (108)	12.70 (41)
45	511638	TUMLER Thomas	SUI	32 (38)	36 (108)	12.82 (42)
46	533866	NYMAN Steven	USA	29 (40)	366 (29)	13.01 (44)
47	380292	ZRNCIC DIM Natko	CRO	5 (52)	83 (83)	13.03 (45)
48	150398	BANK Ondrej	CZE	23 (45)	212 (43)	13.08 (46)
49	202535	DRESSEN Thomas	GER	-	8 (146)	13.87 (48)
50	534959	JITLOFF Tim	USA	6 (51)	150 (58)	14.21 (49)
51	511988	GENOUD Amaury	SUI	-	-	14.38 (50)
52	103612	PRIDY Morgan	CAN	25 (43)	25 (121)	14.93 (51)
53	103762	WERRY Tyler	CAN	-	5 (152)	14.97 (52)
54	561255	CATER Martin	SLO	-	9 (143)	15.10 (53)
55	511529	GISIN Marc	SUI	2 (60)	34 (110)	16.42 (54)
56	6530104	BENNETT Bryce	USA	-	2 (159)	16.70 (55)
57	192932	FAYED Guillermo	FRA	24 (44)	489 (15)	> 18.12 (56)
58	531799	FORD Tommy	USA	-	16 (128)	> 19.86 (57)
59	481327	TRIKHICHEV Pavel	RUS	-	13 (134)	> 19.94 (58)
60	990116	DE ALIPRANDINI Luca	ITA	-	67 (91)	> 21.14 (59)
61	103271	THOMSEN Benjamin	CAN	-	84 (81)	> 22.19 (60)
62	511852	CAVIEZEL Gino	SUI	-	123 (64)	> 25.58 (61)
63	110324	VON APPEN Henrik	CHI	-	-	> 28.19 (62)
64	380341	ULLRICH Max	CRO	-	-	> 29.86 (63)
65	700830	ZAMPA Adam	SVK	-	97 (77)	> 46.17 (64)
66	150644	KRYZL Krystof	CZE	-	17 (127)	> 50.85 (65)

LEGEND		
+500	More than 500 points on WCSL-O after 15th place or after 30th place	WCSL-O
WCSL-SG	World Cup Start List points for Super-G	No.
FIS-SG	FIS points for Super-G	Overall WCSL points Control Number

05-12-2015 / Beaver Creek (USA) / 0202

Page 2/2

Data Processing by LONGINES


www.fis-ski.com


LONGINES Timing

Generation Date: FRI 4 DEC 2015

Time: 17:30

Document: 45A 1.0





AUDI FIS SKI WORLD CUP 2015/16 Beaver Creek (USA)



2nd MEN'S SUPER-G START LIST

SAT 5 DEC 2015
Start Time: 11:00

Jury			Technical Data	
TD FIS	T. TARIO	CAN	Course Name	Birds of Prey / Golden Eagle
Referee	M. WALDNER	FIS	Start Altitude	3337 m
Assistant Referee	H. TRINKL	FIS	Finish Altitude	2730 m
Chief of Race	G. JOHNSON	USA	Vertical Drop	607 m
			Course Length	1950 m
			Homologation Number	10666/11/12

Race Information

Course Setter	F. WINKLER	AUT
Number of Gates	40	
Turning Gates	36	
Start Time	11:00	
Forerunners	A - R. COCHRAN-SIEGLE	USA
	B - F. SZWEBEL	USA
	C - B. WRIGHT	USA

Number of Competitors: 66, Number of NSA: 15

Bib	FIS Code	Name	Year of Birth	NSA	Time	Ski
1	990081	CASSE Mattia	1990	ITA	_____	Head
2	530874	GANONG Travis	1988	USA	_____	Atomic
3	293006	INNERHOFER Christof	1984	ITA	_____	Rossignol
4	53831	HIRSCHER Marcel	1989	AUT	_____	Atomic
5	102263	GUAY Erik	1981	CAN	_____	Head
6	54005	STRIEDINGER Otmar	1991	AUT	_____	Rossignol
7	293550	MARSAGLIA Matteo	1985	ITA	_____	Rossignol
8	50858	STREITBERGER Georg	1981	AUT	_____	Head
9	292455	FILL Peter	1982	ITA	_____	Atomic
10	530939	WEIBRECHT Andrew	1986	USA	_____	Head
11	194364	PINTURAUULT Alexis	1991	FRA	_____	Head
12	53980	KRIECHMAYR Vincent	1991	AUT	_____	Fischer
13	194190	ROGER Brice	1990	FRA	_____	Rossignol
14	511313	JANKA Carlo	1986	SUI	_____	Rossignol
15	51215	BAUMANN Romed	1986	AUT	_____	Salomon
16	421483	JANSRUD Kjetil	1985	NOR	_____	Head
17	53817	FRANZ Max	1989	AUT	_____	Atomic
18	50742	REICHELTH Hannes	1980	AUT	_____	Salomon
19	192746	THEAUX Adrien	1984	FRA	_____	Head
20	421328	SVINDAL Aksel Lund	1982	NOR	_____	Head
21	291459	PARIS Dominik	1989	ITA	_____	Nordica
22	53902	MAYER Matthias	1990	AUT	_____	Head

05-12-2015 / Beaver Creek (USA) / 0202

Page 1/2

Data Processing by LONGINES

www.fis-ski.com

LONGINES Timing

Generation Date: FRI 4 DEC 2015

Time: 17:28

Document: 51A 1.0



Number of Competitors: 66, Number of NSA: 15

Bib	FIS Code	Name	Year of Birth	NSA	Time	Ski
23	511352	VILETTA Sandro	1986	SUI	_____	Salomon
24	53933	SCHWEIGER Patrick	1990	AUT	_____	Salomon
25	102899	OSBORNE-PARADIS Manuel	1984	CAN	_____	Rossignol
26	511139	KUENG Patrick	1984	SUI	_____	Salomon
27	192504	MERMILLOD BLONDIN Thomas	1984	FRA	_____	Rossignol
28	422139	KILDE Aleksander Aamodt	1992	NOR	_____	Atomic
29	534562	LIGETY Ted	1984	USA	_____	Head
30	191740	CLAREY Johan	1981	FRA	_____	Head
31	193967	MUFFAT-JEANDET Victor	1989	FRA	_____	Salomon
32	202059	FERSTL Josef	1988	GER	_____	Head
33	511808	SCHMED Fernando	1991	SUI	_____	Salomon
34	202196	BRANDNER Klaus	1990	GER	_____	Nordica
35	561216	KLINE Bostjan	1991	SLO	_____	Stoeckli
36	934643	GOLDBERG Jared	1991	USA	_____	Head
37	561217	KOSI Klemen	1991	SLO	_____	Atomic
38	293141	VARETONI Silvano	1984	ITA	_____	Head
39	291318	TONETTI Riccardo	1989	ITA	_____	Voelkl
40	51332	SCHEIBER Florian	1987	AUT	_____	Rossignol
41	200379	SANDER Andreas	1989	GER	_____	Atomic
42	531452	BIESEMEYER Thomas	1989	USA	_____	Rossignol
43	103512	FRISCH Jeffrey	1984	CAN	_____	Head
44	180570	ROMAR Andreas	1989	FIN	_____	Head
45	511638	TUMLER Thomas	1989	SUI	_____	Atomic
46	533866	NYMAN Steven	1982	USA	_____	Fischer
47	380292	ZRNCIC DIM Natko	1986	CRO	_____	Atomic
48	150398	BANK Ondrej	1980	CZE	_____	Nordica
49	202535	DRESSEN Thomas	1993	GER	_____	Rossignol
50	534959	JITLOFF Tim	1985	USA	_____	Stoeckli
51	511988	GENOUD Amaury	1993	SUI	_____	Atomic
52	103612	PRIDY Morgan	1990	CAN	_____	Atomic
53	103762	WERRY Tyler	1991	CAN	_____	Head
54	561255	CATER Martin	1992	SLO	_____	Stoeckli
55	511529	GISIN Marc	1988	SUI	_____	Rossignol
56	6530104	BENNETT Bryce	1992	USA	_____	Fischer
57	192932	FAYED Guillermo	1985	FRA	_____	Head
58	531799	FORD Tommy	1989	USA	_____	Head
59	481327	TRIKHICHEV Pavel	1992	RUS	_____	Rossignol
60	990116	DE ALIPRANDINI Luca	1990	ITA	_____	Salomon
61	103271	THOMSEN Benjamin	1987	CAN	_____	Head
62	511852	CAVIEZEL Gino	1992	SUI	_____	Head
63	110324	VON APPEN Henrik	1994	CHI	_____	
64	380341	ULLRICH Max	1994	CRO	_____	Atomic
65	700830	ZAMPA Adam	1990	SVK	_____	Salomon
66	150644	KRYZL Krystof	1986	CZE	_____	Blizzard





AUDI FIS SKI WORLD CUP 2015/16 Beaver Creek (USA)



2nd MEN'S SUPER-G OFFICIAL RESULTS

SAT 5 DEC 2015
Start Time: 11:00

Jury			Technical Data	
TD FIS	T. TARIO	CAN	Course Name	Birds of Prey / Golden Eagle
Referee	M. WALDNER	FIS	Start Altitude	3246 m
Assistant Referee	H. TRINKL	FIS	Finish Altitude	2730 m
Chief of Race	G. JOHNSON	USA	Vertical Drop	516 m
			Course Length	1612 m
			Homologation Number	10666/11/12

Race Information

Course Setter	F. WINKLER	AUT
Number of Gates	33	
Turning Gates	30	
Start Time	11:00	
Forerunners	A - R. COCHRAN-SIEGLE	USA
	B - F. SZWEBEL	USA
	C - B. WRIGHT	USA

Number of Competitors: 66, Number of NSA: 15

F-factor: 1080

Rank	Bib	FIS Code	Name	Year of Birth	NSA	Time	Diff.	Dist. (m)	Race Points	Ski
1	4	53831	HIRSCHER Marcel	1989	AUT	1:06.90			0.00	Atomic
2	29	534562	LIGETY Ted	1984	USA	1:07.23	0.33	7.91	5.33	Head
3	10	530939	WEIBRECHT Andrew	1986	USA	1:07.26	0.36	8.63	5.81	Head
4	19	192746	THEAUX Adrien	1984	FRA	1:07.40	0.50	11.96	8.07	Head
4	1	990081	CASSE Mattia	1990	ITA	1:07.40	0.50	11.96	8.07	Head
6	2	530874	GANONG Travis	1988	USA	1:07.46	0.56	13.38	9.04	Atomic
7	28	422139	KILDE Aleksander Aamodt	1992	NOR	1:07.50	0.60	14.33	9.69	Atomic
8	14	511313	JANKA Carlo	1986	SUI	1:07.55	0.65	15.51	10.49	Rossignol
9	5	102263	GUAY Erik	1981	CAN	1:07.65	0.75	17.87	12.11	Head
10	12	53980	KRIECHMAYR Vincent	1991	AUT	1:07.67	0.77	18.34	12.43	Fischer
11	42	531452	BIESEMEYER Thomas	1989	USA	1:07.69	0.79	18.81	12.75	Rossignol
12	45	511638	TUMLER Thomas	1989	SUI	1:07.72	0.82	19.52	13.24	Atomic
13	21	291459	PARIS Dominik	1989	ITA	1:07.76	0.86	20.46	13.88	Nordica
14	3	293006	INNERHOFER Christof	1984	ITA	1:07.77	0.87	20.69	14.04	Rossignol
15	17	53817	FRANZ Max	1989	AUT	1:07.78	0.88	20.93	14.21	Atomic
16	18	50742	REICHELTH Hannes	1980	AUT	1:07.79	0.89	21.16	14.37	Salomon
17	8	50858	STREITBERGER Georg	1981	AUT	1:07.80	0.90	21.40	14.53	Head
18	54	561255	CATER Martin	1992	SLO	1:07.85	0.95	22.57	15.34	Stoeckli
18	7	293550	MARSAGLIA Matteo	1985	ITA	1:07.85	0.95	22.57	15.34	Rossignol
20	15	51215	BAUMANN Romed	1986	AUT	1:08.01	1.11	26.31	17.92	Salomon

#982 _____



Number of Competitors: 66, Number of NSA: 15


F-factor: 1080

Rank	Bib	FIS Code	Name	Year of Birth	NSA	Time	Diff.	Dist. (m)	Race Points	Ski
21	20	421328	SVINDAL Aksel Lund	1982	NOR	1:08.07	1.17	27.71	18.89	Head
22	41	200379	SANDER Andreas	1989	GER	1:08.08	1.18	27.94	19.05	Atomic
23	33	511808	SCHMED Fernando	1991	SUI	1:08.13	1.23	29.10	19.86	Salomon
24	39	291318	TONETTI Riccardo	1989	ITA	1:08.19	1.29	30.50	20.83	Voelkl
25	13	194190	ROGER Brice	1990	FRA	1:08.22	1.32	31.19	21.31	Rossignol
26	9	292455	FILL Peter	1982	ITA	1:08.23	1.33	31.42	21.47	Atomic
27	32	202059	FERSTL Josef	1988	GER	1:08.26	1.36	32.12	21.96	Head
28	58	531799	FORD Tommy	1989	USA	1:08.29	1.39	32.81	22.44	Head
29	66	150644	KRYZL Krystof	1986	CZE	1:08.34	1.44	33.97	23.25	Blizzard
29	23	511352	VILETTA Sandro	1986	SUI	1:08.34	1.44	33.97	23.25	Salomon
31	6	54005	STRIEDINGER Otmar	1991	AUT	1:08.39	1.49	35.12	24.05	Rossignol
32	26	511139	KUENG Patrick	1984	SUI	1:08.44	1.54	36.27	24.86	Salomon
33	51	511988	GENOUD Amaury	1993	SUI	1:08.48	1.58	37.19	25.51	Atomic
34	60	990116	DE ALIPRANDINI Luca	1990	ITA	1:08.54	1.64	38.57	26.48	Salomon
35	46	533866	NYMAN Steven	1982	USA	1:08.55	1.65	38.80	26.64	Fischer
36	50	534959	JITLOFF Tim	1985	USA	1:08.60	1.70	39.95	27.44	Stoeckli
37	30	191740	CLAREY Johan	1981	FRA	1:08.69	1.79	42.01	28.90	Head
38	35	561216	KLINE Bostjan	1991	SLO	1:08.73	1.83	42.92	29.54	Stoeckli
39	59	481327	TRIKHICHEV Pavel	1992	RUS	1:08.78	1.88	44.06	30.35	Rossignol
40	65	700830	ZAMPA Adam	1990	SVK	1:08.90	2.00	46.79	32.29	Salomon
41	61	103271	THOMSEN Benjamin	1987	CAN	1:09.03	2.13	49.74	34.39	Head
42	56	6530104	BENNETT Bryce	1992	USA	1:09.06	2.16	50.42	34.87	Fischer
42	52	103612	PRIDY Morgan	1990	CAN	1:09.06	2.16	50.42	34.87	Atomic
44	64	380341	ULLRICH Max	1994	CRO	1:09.11	2.21	51.55	35.68	Atomic
45	31	193967	MUFFAT-JEANDET Victor	1989	FRA	1:09.17	2.27	52.90	36.65	Salomon
46	25	102899	OSBORNE-PARADIS Manuel	1984	CAN	1:09.23	2.33	54.25	37.61	Rossignol
47	37	561217	KOSI Klemen	1991	SLO	1:09.26	2.36	54.93	38.10	Atomic
48	44	180570	ROMAR Andreas	1989	FIN	1:09.28	2.38	55.38	38.42	Head
49	24	53933	SCHWEIGER Patrick	1990	AUT	1:09.39	2.49	57.85	40.20	Salomon
50	38	293141	VARETONI Silvano	1984	ITA	1:09.61	2.71	62.76	43.75	Head
51	63	110324	VON APPEN Henrik	1994	CHI	1:09.82	2.92	67.42	47.14	
52	53	103762	WERRY Tyler	1991	CAN	1:09.87	2.97	68.52	47.95	Head
53	34	202196	BRANDNER Klaus	1990	GER	1:09.93	3.03	69.85	48.91	Nordica
54	22	53902	MAYER Matthias	1990	AUT	1:10.13	3.23	74.24	52.14	Head
55	16	421483	JANSRUD Kjetil	1985	NOR	1:10.20	3.30	75.78	53.27	Head
56	47	380292	ZRNCIC DIM Natko	1986	CRO	1:11.46	4.56	102.86	73.61	Atomic

DID NOT FINISH: 10 competitors

11	194364	PINTURALT Alexis	1991	FRA						Head
27	192504	MERMILLOD BLONDIN T.	1984	FRA						Rossignol
36	934643	GOLDBERG Jared	1991	USA						Head
40	51332	SCHEIBER Florian	1987	AUT						Rossignol
43	103512	FRISCH Jeffrey	1984	CAN						Head
48	150398	BANK Ondrej	1980	CZE						Nordica
49	202535	DRESSEN Thomas	1993	GER						Rossignol
55	511529	GISIN Marc	1988	SUI						Rossignol
57	192932	FAYED Guillermo	1985	FRA						Head

#982 _____



Number of Competitors: 66, Number of NSA: 15

F-factor: 1080

Rank	Bib	FIS Code	Name	Year of Birth	NSA	Time	Diff.	Dist. (m)	Race Points	Ski
	62	511852	CAVIEZEL Gino	1992	SUI					Head

Technical Delegate:
T. TARIO (CAN) #982





AUDI FIS SKI WORLD CUP 2015/16 Beaver Creek (USA)



2nd MEN'S SUPER-G PENALTY CALCULATION

SAT 5 DEC 2015

Best 10 at Finish

Rank	Bib	FIS Code	Name	NSA	FIS Points	Best 5	Race Points
1	4	53831	HIRSCHER Marcel	AUT	5.88	5.88	0.00
2	29	534562	LIGETY Ted	USA	13.23		
3	10	530939	WEIBRECHT Andrew	USA	4.76	4.76	5.81
4	19	192746	THEAUX Adrien	FRA	3.86	3.86	8.07
4	1	990081	CASSE Mattia	ITA	6.90		
6	2	530874	GANONG Travis	USA	5.99		
7	28	422139	KILDE Aleksander Aamodt	NOR	5.95		
8	14	511313	JANKA Carlo	SUI	4.51	4.51	10.49
9	5	102263	GUAY Erik	CAN	12.87		
10	12	53980	KRIECHMAYR Vincent	AUT	4.45	4.45	12.43


Best 5 FIS Points at Start

Rank	Bib	FIS Code	Name	NSA	FIS Points
55	16	421483	JANSRUD Kjetil	NOR	0.00
13	21	291459	PARIS Dominik	ITA	2.55
16	18	50742	REICHELTH Hannes	AUT	2.85
54	22	53902	MAYER Matthias	AUT	3.06
21	20	421328	SVINDAL Aksel Lund	NOR	3.11

TOTALS:	
FIS Points of Best 5 at Start (B)	11.57
FIS Points of Best at Finish in Top 10 (A)	23.46
Race Points of Corresponding Competitors (C)	36.80
Calculated Penalty (A+B-C) : 10 =>	-0.177
Rounded	-0.18
Category Adder	0.00
Correction Value (Z)	0.00
Calculated Penalty	-0.18
Penalty Applied	0.00

Technical Delegate:
T. TARIO (CAN) #982





AUDI FIS SKI WORLD CUP 2015/16 Beaver Creek (USA)




2nd MEN'S SUPER-G PERFORMANCE ANALYSIS 1

SAT 5 DEC 2015

Number of Competitors: 56

Rank	Bib	Name Ski	NSA	Positions			Partials			Difference		Speed	
				Pos.	Time	Rank	Pos.	Time	Rank	Time	Dist(m)	Pos.	km/h
1	4	HIRSCHER Marcel Atomic	AUT	Int1: 6.72 (2) Int2: 29.10 (1) Int3: 45.84 (1) Fin: 1:06.90 (1)	I1-I2: 22.38 (1) I2-I3: 16.74 (2) I3-Fin: 21.06 (8)	0.05 0.00 0.00 0.00	0.00	Sp1: 100.90 (14) Sp2: 97.75 (13) Sp3: 80.90 (46) Avg.: 86.74					
2	29	LIGETY Ted Head	USA	Int1: 6.82 (23) Int2: 29.33 (7) Int3: 46.35 (4) Fin: 1:07.23 (2)	I1-I2: 22.51 (9) I2-I3: 17.02 (8) I3-Fin: 20.88 (2)	0.15 0.23 0.51 0.33	7.91	Sp1: 102.20 (2) Sp2: 97.87 (12) Sp3: 84.50 (19) Avg.: 86.32					
3	10	WEIBRECHT Andrew Head	USA	Int1: 6.73 (4) Int2: 29.39 (10) Int3: 46.14 (2) Fin: 1:07.26 (3)	I1-I2: 22.66 (19) I2-I3: 16.75 (3) I3-Fin: 21.12 (14)	0.06 0.29 0.30 0.36	8.63	Sp1: 99.70 (22) Sp2: 98.11 (11) Sp3: 86.20 (7) Avg.: 86.28					
4	19	THEAUX Adrien Head	FRA	Int1: 6.78 (16) Int2: 29.41 (13) Int3: 46.64 (16) Fin: 1:07.40 (4)	I1-I2: 22.63 (17) I2-I3: 17.23 (24) I3-Fin: 20.76 (1)	0.11 0.31 0.80 0.50	11.96	Sp1: 99.40 (23) Sp2: 99.60 (3) Sp3: 85.80 (8) Avg.: 86.10					
4	1	CASSE Mattia Head	ITA	Int1: 6.72 (2) Int2: 29.22 (5) Int3: 46.34 (3) Fin: 1:07.40 (4)	I1-I2: 22.50 (8) I2-I3: 17.12 (18) I3-Fin: 21.06 (8)	0.05 0.12 0.50 0.50	11.96	Sp1: 99.90 (17) Sp2: 97.30 (53) Sp3: 79.30 (53) Avg.: 86.10					
6	2	GANONG Travis Atomic	USA	Int1: 6.97 (53) Int2: 29.63 (28) Int3: 46.58 (12) Fin: 1:07.46 (6)	I1-I2: 22.66 (19) I2-I3: 16.95 (6) I3-Fin: 20.88 (2)	0.30 0.53 0.74 0.56	13.38	Sp1: 99.20 (25) Sp2: 81.80 (40) Sp3: 81.80 (40) Avg.: 86.02					
7	28	KILDE Aleksander Aamodt Atomic	NOR	Int1: 6.76 (8) Int2: 29.40 (11) Int3: 46.43 (5) Fin: 1:07.50 (7)	I1-I2: 22.64 (18) I2-I3: 17.03 (10) I3-Fin: 21.07 (10)	0.09 0.30 0.59 0.60	14.33	Sp1: 96.70 (46) Sp2: 96.60 (28) Sp3: 85.60 (12) Avg.: 85.97					
8	14	JANKA Carlo Rossignol	SUI	Int1: 6.90 (41) Int2: 29.49 (20) Int3: 46.63 (14) Fin: 1:07.55 (8)	I1-I2: 22.59 (14) I2-I3: 17.14 (19) I3-Fin: 20.92 (5)	0.23 0.39 0.79 0.65	15.51	Sp1: 99.00 (26) Sp2: 97.03 (22) Sp3: 84.50 (19) Avg.: 85.91					
9	5	GUAY Erik Head	CAN	Int1: 6.86 (33) Int2: 29.56 (24) Int3: 46.71 (21) Fin: 1:07.65 (9)	I1-I2: 22.70 (25) I2-I3: 17.15 (20) I3-Fin: 20.94 (6)	0.19 0.46 0.87 0.75	17.87	Sp1: 98.80 (30) Sp2: 95.15 (43) Sp3: 83.10 (30) Avg.: 85.78					
10	12	KRIECHMAYR Vincent Fischer	AUT	Int1: 6.83 (25) Int2: 29.75 (35) Int3: 46.46 (7) Fin: 1:07.67 (10)	I1-I2: 22.92 (36) I2-I3: 16.71 (1) I3-Fin: 21.21 (22)	0.16 0.65 0.62 0.77	18.34	Sp1: 96.00 (48) Sp2: 97.72 (14) Sp3: 85.70 (10) Avg.: 85.76					



Number of Competitors: 56

Rank	Bib	Name Ski	NSA	Positions			Partials			Difference		Speed	
				Pos.	Time	Rank	Pos.	Time	Rank	Time	Dist(m)	Pos.	km/h
11	42	BIESEMEYER Thomas Rossignol	USA	Int1: 6.81 (21) Int2: 29.30 (6) Int3: 46.56 (10) Fin: 1:07.69 (11)	I1-I2: 22.49 (7) I2-I3: 17.26 (28) I3-Fin: 21.13 (15)	0.14 0.20 0.72 0.79	18.81	Sp1: 101.20 (10) Sp2: 94.89 (44) Sp3: 85.80 (8) Avg.: 85.73					
12	45	TUMLER Thomas Atomic	SUI	Int1: 6.83 (25) Int2: 29.53 (22) Int3: 46.62 (13) Fin: 1:07.72 (12)	I1-I2: 22.70 (25) I2-I3: 17.09 (15) I3-Fin: 21.10 (12)	0.16 0.43 0.78 0.82	19.52	Sp1: 101.10 (12) Sp2: 96.53 (30) Sp3: 87.50 (2) Avg.: 85.69					
13	21	PARIS Dominik Nordica	ITA	Int1: 6.84 (27) Int2: 29.42 (14) Int3: 46.49 (8) Fin: 1:07.76 (13)	I1-I2: 22.58 (11) I2-I3: 17.07 (14) I3-Fin: 21.27 (25)	0.17 0.32 0.65 0.86	20.46	Sp1: 102.10 (3) Sp2: 96.89 (25) Sp3: 81.80 (40) Avg.: 85.64					
14	3	INNERHOFER Christof Rossignol	ITA	Int1: 6.79 (17) Int2: 29.37 (8) Int3: 46.53 (9) Fin: 1:07.77 (14)	I1-I2: 22.58 (11) I2-I3: 17.16 (22) I3-Fin: 21.24 (24)	0.12 0.27 0.69 0.87	20.69	Sp1: 101.10 (12) Sp2: 94.73 (45) Sp3: 84.20 (24) Avg.: 85.63					
15	17	FRANZ Max Atomic	AUT	Int1: 6.77 (12) Int2: 29.61 (26) Int3: 46.70 (19) Fin: 1:07.78 (15)	I1-I2: 22.84 (34) I2-I3: 17.09 (15) I3-Fin: 21.08 (11)	0.10 0.51 0.86 0.88	20.93	Sp1: 98.00 (39) Sp2: 93.06 (51) Sp3: 89.20 (1) Avg.: 85.62					
16	18	REICHELTH Hannes Salomon	AUT	Int1: 6.79 (17) Int2: 29.40 (11) Int3: 46.66 (17) Fin: 1:07.79 (16)	I1-I2: 22.61 (15) I2-I3: 17.26 (28) I3-Fin: 21.13 (15)	0.12 0.30 0.82 0.89	21.16	Sp1: 98.40 (35) Sp2: 98.60 (8) Sp3: 84.40 (22) Avg.: 85.61					
17	8	STREITBERGER Georg Head	AUT	Int1: 6.76 (8) Int2: 29.19 (4) Int3: 46.63 (14) Fin: 1:07.80 (17)	I1-I2: 22.43 (5) I2-I3: 17.44 (40) I3-Fin: 21.17 (19)	0.09 0.09 0.79 0.90	21.40	Sp1: 99.00 (26) Sp2: 94.66 (46) Sp3: 83.20 (29) Avg.: 85.59					
18	54	CATER Martin Stoeckli	SLO	Int1: 6.90 (41) Int2: 29.38 (9) Int3: 46.70 (19) Fin: 1:07.85 (18)	I1-I2: 22.48 (6) I2-I3: 17.32 (34) I3-Fin: 21.15 (17)	0.23 0.28 0.86 0.95	22.57	Sp1: 102.00 (6) Sp2: 96.58 (29) Sp3: 86.30 (4) Avg.: 85.53					
18	7	MARSAGLIA Matteo Rossignol	ITA	Int1: 6.84 (27) Int2: 29.42 (14) Int3: 46.85 (26) Fin: 1:07.85 (18)	I1-I2: 22.58 (11) I2-I3: 17.43 (39) I3-Fin: 21.00 (7)	0.17 0.32 1.01 0.95	22.57	Sp1: 98.80 (30) Sp2: 96.88 (26) Sp3: 84.90 (16) Avg.: 85.53					
20	15	BAUMANN Romed Salomon	AUT	Int1: 6.77 (12) Int2: 29.46 (19) Int3: 46.57 (11) Fin: 1:08.01 (20)	I1-I2: 22.69 (24) I2-I3: 17.11 (17) I3-Fin: 21.44 (34)	0.10 0.36 0.73 1.11	26.31	Sp1: 101.20 (10) Sp2: 99.18 (5) Sp3: 82.10 (37) Avg.: 85.33					
21	20	SVINDAL Aksel Lund Head	NOR	Int1: 6.74 (5) Int2: 29.13 (2) Int3: 46.97 (31) Fin: 1:08.07 (21)	I1-I2: 22.39 (2) I2-I3: 17.84 (51) I3-Fin: 21.10 (12)	0.07 0.03 1.13 1.17	27.71	Sp1: 102.10 (3) Sp2: 95.75 (36) Sp3: 85.60 (12) Avg.: 85.25					
22	41	SANDER Andreas Atomic	GER	Int1: 6.85 (31) Int2: 29.66 (32) Int3: 46.93 (30) Fin: 1:08.08 (22)	I1-I2: 22.81 (30) I2-I3: 17.27 (30) I3-Fin: 21.15 (17)	0.18 0.56 1.09 1.18	27.94	Sp1: 101.50 (7) Sp2: 96.67 (27) Sp3: 79.80 (51) Avg.: 85.24					
23	33	SCHMED Fernando Salomon	SUI	Int1: 6.96 (51) Int2: 29.57 (25) Int3: 46.92 (29) Fin: 1:08.13 (23)	I1-I2: 22.61 (15) I2-I3: 17.35 (35) I3-Fin: 21.21 (22)	0.29 0.47 1.08 1.23	29.10	Sp1: 98.30 (36) Sp2: 95.16 (42) Sp3: 84.20 (24) Avg.: 85.18					

Number of Competitors: 56

Rank	Bib	Name Ski	NSA	Positions			Partials			Difference		Speed	
				Pos.	Time	Rank	Pos.	Time	Rank	Time	Dist(m)	Pos.	km/h
24	39	TONETTI Riccardo Voelkl	ITA	Int1: 6.95 (50) Int2: 29.63 (28) Int3: 46.78 (24) Fin: 1:08.19 (24)	I1-I2: 22.68 (21) I2-I3: 17.15 (20) I3-Fin: 21.41 (31)	0.28 0.53 0.94 1.29	30.50	Sp1: 95.90 (49) Sp2: 97.27 (21) Sp3: 80.00 (49) Avg.: 85.10					
25	13	ROGER Brice Rossignol	FRA	Int1: 6.91 (44) Int2: 29.45 (17) Int3: 46.45 (6) Fin: 1:08.22 (25)	I1-I2: 22.54 (10) I2-I3: 17.00 (7) I3-Fin: 21.77 (48)	0.24 0.35 0.61 1.32	31.19	Sp1: 101.50 (7) Sp2: 97.56 (17) Sp3: 80.00 (49) Avg.: 85.07					
26	9	FILL Peter Atomic	ITA	Int1: 6.74 (5) Int2: 29.55 (23) Int3: 46.79 (25) Fin: 1:08.23 (26)	I1-I2: 22.81 (30) I2-I3: 17.24 (26) I3-Fin: 21.44 (34)	0.07 0.45 0.95 1.33	31.42	Sp1: 96.50 (47) Sp2: 95.75 (36) Sp3: 80.40 (48) Avg.: 85.05					
27	32	FERSTL Josef Head	GER	Int1: 6.91 (44) Int2: 30.03 (46) Int3: 47.07 (32) Fin: 1:08.26 (27)	I1-I2: 23.12 (45) I2-I3: 17.04 (11) I3-Fin: 21.19 (21)	0.24 0.93 1.23 1.36	32.12	Sp1: 99.80 (19) Sp2: 99.93 (2) Sp3: 86.30 (4) Avg.: 85.02					
28	58	FORD Tommy Head	USA	Int1: 6.90 (41) Int2: 29.81 (38) Int3: 47.12 (34) Fin: 1:08.29 (28)	I1-I2: 22.91 (35) I2-I3: 17.31 (33) I3-Fin: 21.17 (19)	0.23 0.71 1.28 1.39	32.81	Sp1: 98.00 (39) Sp2: 93.98 (48) Sp3: 85.60 (12) Avg.: 84.98					
29	66	KRYZL Krystof Blizzard	CZE	Int1: 6.89 (38) Int2: 29.66 (32) Int3: 46.91 (28) Fin: 1:08.34 (29)	I1-I2: 22.77 (28) I2-I3: 17.25 (27) I3-Fin: 21.43 (33)	0.22 0.56 1.07 1.44	33.97	Sp1: 98.20 (38) Sp2: 91.89 (53) Sp3: 84.80 (17) Avg.: 84.92					
29	23	VILETTA Sandro Salomon	SUI	Int1: 6.88 (37) Int2: 29.70 (34) Int3: 46.86 (27) Fin: 1:08.34 (29)	I1-I2: 22.82 (32) I2-I3: 17.16 (22) I3-Fin: 21.48 (38)	0.21 0.60 1.02 1.44	33.97	Sp1: 98.00 (39) Sp2: 97.65 (15) Sp3: 81.10 (44) Avg.: 84.92					
31	6	STRIEDINGER Otmar Rossignol	AUT	Int1: 6.85 (31) Int2: 29.96 (43) Int3: 46.74 (23) Fin: 1:08.39 (31)	I1-I2: 23.11 (43) I2-I3: 16.78 (4) I3-Fin: 21.65 (45)	0.18 0.86 0.90 1.49	35.12	Sp1: 98.70 (32) Sp2: 95.33 (41) Sp3: 82.30 (34) Avg.: 84.85					
32	26	KUENG Patrick Salomon	SUI	Int1: 6.94 (49) Int2: 30.06 (48) Int3: 47.11 (33) Fin: 1:08.44 (32)	I1-I2: 23.12 (45) I2-I3: 17.05 (12) I3-Fin: 21.33 (27)	0.27 0.96 1.27 1.54	36.27	Sp1: 98.30 (36) Sp2: 97.47 (18) Sp3: 84.60 (18) Avg.: 84.79					
33	51	GENOUD Amaury Atomic	SUI	Int1: 6.89 (38) Int2: 29.93 (42) Int3: 47.16 (36) Fin: 1:08.48 (33)	I1-I2: 23.04 (39) I2-I3: 17.23 (24) I3-Fin: 21.32 (26)	0.22 0.83 1.32 1.58	37.19	Sp1: 94.60 (54) Sp2: 99.03 (6) Sp3: 85.10 (15) Avg.: 84.74					
34	60	DE ALIPRANDINI Luca Salomon	ITA	Int1: 6.76 (8) Int2: 29.78 (37) Int3: 47.16 (36) Fin: 1:08.54 (34)	I1-I2: 23.02 (38) I2-I3: 17.38 (37) I3-Fin: 21.38 (30)	0.09 0.68 1.32 1.64	38.57	Sp1: 97.50 (43) Sp2: 96.99 (23) Sp3: 83.60 (27) Avg.: 84.67					
35	46	NYMAN Steven Fischer	USA	Int1: 6.81 (21) Int2: 29.61 (26) Int3: 46.67 (18) Fin: 1:08.55 (35)	I1-I2: 22.80 (29) I2-I3: 17.06 (13) I3-Fin: 21.88 (51)	0.14 0.51 0.83 1.65	38.80	Sp1: 100.50 (16) Sp2: 89.68 (54) Sp3: 86.30 (4) Avg.: 84.66					
36	50	JITLOFF Tim Stoeckli	USA	Int1: 6.67 (1) Int2: 29.76 (36) Int3: 47.12 (34) Fin: 1:08.60 (36)	I1-I2: 23.09 (42) I2-I3: 17.36 (36) I3-Fin: 21.48 (38)	0.00 0.66 1.28 1.70	39.95	Sp1: 100.70 (15) Sp2: 94.36 (47) Sp3: 82.30 (34) Avg.: 84.59					

Number of Competitors: 56


Rank	Bib	Name Ski	NSA	Positions			Partials			Difference		Speed	
				Pos.	Time	Rank	Pos.	Time	Rank	Time	Dist(m)	Pos.	km/h
37	30	CLAREY Johan Head	FRA	Int1: 6.96 (51) Int2: 29.64 (30) Int3: 47.17 (38) Fin: 1:08.69 (37)	I1-I2: 22.68 (21) I2-I3: 17.53 (43) I3-Fin: 21.52 (40)	0.29 0.54 1.33 1.79	42.01	Sp1: 98.50 (34) Sp2: 95.68 (38) Sp3: 82.30 (34) Avg.: 84.48					
38	35	KLINE Bostjan Stoekli	SLO	Int1: 6.84 (27) Int2: 29.88 (41) Int3: 46.73 (22) Fin: 1:08.73 (38)	I1-I2: 23.04 (39) I2-I3: 16.85 (5) I3-Fin: 22.00 (54)	0.17 0.78 0.89 1.83	42.92	Sp1: 98.90 (28) Sp2: 98.75 (7) Sp3: 82.40 (33) Avg.: 84.43					
39	59	TRIKHICHEV Pavel Rossignol	RUS	Int1: 6.75 (7) Int2: 29.83 (40) Int3: 47.24 (39) Fin: 1:08.78 (39)	I1-I2: 23.08 (41) I2-I3: 17.41 (38) I3-Fin: 21.54 (41)	0.08 0.73 1.40 1.88	44.06	Sp1: 97.80 (42) Sp2: 96.98 (24) Sp3: 81.80 (40) Avg.: 84.37					
40	65	ZAMPA Adam Salomon	SVK	Int1: 6.79 (17) Int2: 29.96 (43) Int3: 47.48 (42) Fin: 1:08.90 (40)	I1-I2: 23.17 (48) I2-I3: 17.52 (42) I3-Fin: 21.42 (32)	0.12 0.86 1.64 2.00	46.79	Sp1: 95.70 (50) Sp2: 97.47 (18) Sp3: 84.40 (22) Avg.: 84.23					
41	61	THOMSEN Benjamin Head	CAN	Int1: 6.82 (23) Int2: 29.65 (31) Int3: 47.24 (39) Fin: 1:09.03 (41)	I1-I2: 22.83 (33) I2-I3: 17.59 (46) I3-Fin: 21.79 (49)	0.15 0.55 1.40 2.13	49.74	Sp1: 102.10 (3) Sp2: 100.27 (1) Sp3: 85.70 (10) Avg.: 84.07					
42	56	BENNETT Bryce Fischer	USA	Int1: 6.80 (20) Int2: 30.11 (49) Int3: 47.70 (46) Fin: 1:09.06 (42)	I1-I2: 23.31 (51) I2-I3: 17.59 (46) I3-Fin: 21.36 (28)	0.13 1.01 1.86 2.16	50.42	Sp1: 97.00 (45) Sp2: 98.25 (10) Sp3: 82.10 (37) Avg.: 84.03					
42	52	PRIDY Morgan Atomic	CAN	Int1: 6.84 (27) Int2: 30.15 (51) Int3: 47.44 (41) Fin: 1:09.06 (42)	I1-I2: 23.31 (51) I2-I3: 17.29 (31) I3-Fin: 21.62 (43)	0.17 1.05 1.60 2.16	50.42	Sp1: 95.40 (52) Sp2: 96.48 (31) Sp3: 82.80 (31) Avg.: 84.03					
44	64	ULLRICH Max Atomic	CRO	Int1: 6.99 (54) Int2: 30.37 (55) Int3: 47.66 (45) Fin: 1:09.11 (44)	I1-I2: 23.38 (55) I2-I3: 17.29 (31) I3-Fin: 21.45 (37)	0.32 1.27 1.82 2.21	51.55	Sp1: 95.00 (53) Sp2: 95.38 (40) Sp3: 84.50 (19) Avg.: 83.97					
45	31	MUFFAT-JEANDET Victor Salomon	FRA	Int1: 6.87 (35) Int2: 29.98 (45) Int3: 47.55 (43) Fin: 1:09.17 (45)	I1-I2: 23.11 (43) I2-I3: 17.57 (44) I3-Fin: 21.62 (43)	0.20 0.88 1.71 2.27	52.90	Sp1: 98.70 (32) Sp2: 95.80 (35) Sp3: 79.80 (51) Avg.: 83.90					
46	25	OSBORNE-PARADIS Manuel Rossignol	CAN	Int1: 6.91 (44) Int2: 30.13 (50) Int3: 47.79 (51) Fin: 1:09.23 (46)	I1-I2: 23.22 (50) I2-I3: 17.66 (48) I3-Fin: 21.44 (34)	0.24 1.03 1.95 2.33	54.25	Sp1: 97.20 (44) Sp2: 93.78 (50) Sp3: 82.70 (32) Avg.: 83.82					
47	37	KOSI Klemen Atomic	SLO	Int1: 6.87 (35) Int2: 30.03 (46) Int3: 47.60 (44) Fin: 1:09.26 (47)	I1-I2: 23.16 (47) I2-I3: 17.57 (44) I3-Fin: 21.66 (46)	0.20 0.93 1.76 2.36	54.93	Sp1: 98.90 (28) Sp2: 96.16 (32) Sp3: 83.60 (27) Avg.: 83.79					
48	44	ROMAR Andreas Head	FIN	Int1: 6.77 (12) Int2: 29.45 (17) Int3: 47.72 (48) Fin: 1:09.28 (48)	I1-I2: 22.68 (21) I2-I3: 18.27 (53) I3-Fin: 21.56 (42)	0.10 0.35 1.88 2.38	55.38	Sp1: 99.90 (17) Sp2: 93.96 (49) Sp3: 81.40 (43) Avg.: 83.76					
49	24	SCHWEIGER Patrick Salomon	AUT	Int1: 7.04 (56) Int2: 30.25 (52) Int3: 47.72 (48) Fin: 1:09.39 (49)	I1-I2: 23.21 (49) I2-I3: 17.47 (41) I3-Fin: 21.67 (47)	0.37 1.15 1.88 2.49	57.85	Sp1: 94.20 (56) Sp2: 92.24 (52) Sp3: 81.00 (45) Avg.: 83.63					

Number of Competitors: 56

Rank	Bib	Name Ski	NSA	Positions			Partials			Difference		Speed	
				Pos.	Time	Rank	Pos.	Time	Rank	Time	Dist(m)	Pos.	km/h
50	38	VARETTONI Silvano Head	ITA	Int1: 6.86 (33) Int2: 30.68 (56) Int3: 47.70 (46) Fin: 1:09.61 (50)	I1-I2: 23.82 (56) I2-I3: 17.02 (8) I3-Fin: 21.91 (52)	0.19 1.58 1.86 2.71	62.76	Sp1: 101.50 (7) Sp2: 99.24 (4) Sp3: 79.20 (54) Avg.: 83.37					
51	63	VON APPEN Henrik	CHI	Int1: 6.91 (44) Int2: 30.26 (53) Int3: 47.99 (52) Fin: 1:09.82 (51)	I1-I2: 23.35 (54) I2-I3: 17.73 (49) I3-Fin: 21.83 (50)	0.24 1.16 2.15 2.92	67.42	Sp1: 95.70 (50) Sp2: 97.38 (20) Sp3: 80.50 (47) Avg.: 83.12					
52	53	WERRY Tyler Head	CAN	Int1: 6.89 (38) Int2: 29.81 (38) Int3: 47.75 (50) Fin: 1:09.87 (52)	I1-I2: 22.92 (36) I2-I3: 17.94 (52) I3-Fin: 22.12 (55)	0.22 0.71 1.91 2.97	68.52	Sp1: 99.40 (23) Sp2: 98.29 (9) Sp3: 77.00 (55) Avg.: 83.06					
53	34	BRANDNER Klaus Nordica	GER	Int1: 7.00 (55) Int2: 29.42 (14) Int3: 48.00 (53) Fin: 1:09.93 (53)	I1-I2: 22.42 (3) I2-I3: 18.58 (54) I3-Fin: 21.93 (53)	0.33 0.32 2.16 3.03	69.85	Sp1: 102.30 (1) Sp2: 96.14 (34) Sp3: 82.10 (37) Avg.: 82.99					
54	22	MAYER Matthias Head	AUT	Int1: 6.77 (12) Int2: 29.51 (21) Int3: 48.76 (55) Fin: 1:10.13 (54)	I1-I2: 22.74 (27) I2-I3: 19.25 (55) I3-Fin: 21.37 (29)	0.10 0.41 2.92 3.23	74.24	Sp1: 99.80 (19) Sp2: 95.43 (39) Sp3: 83.90 (26) Avg.: 82.75					
55	16	JANSRUD Kjetil Head	NOR	Int1: 6.76 (8) Int2: 29.18 (3) Int3: 49.29 (56) Fin: 1:10.20 (55)	I1-I2: 22.42 (3) I2-I3: 20.11 (56) I3-Fin: 20.91 (4)	0.09 0.08 3.45 3.30	75.78	Sp1: 99.80 (19) Sp2: 96.16 (32) Sp3: 87.10 (3) Avg.: 82.67					
56	47	ZRNCIC DIM Natko Atomic	CRO	Int1: 6.93 (48) Int2: 30.26 (53) Int3: 48.08 (54) Fin: 1:11.46 (56)	I1-I2: 23.33 (53) I2-I3: 17.82 (50) I3-Fin: 23.38 (56)	0.26 1.16 2.24 4.56	102.86	Sp1: 94.30 (55) Sp2: 97.59 (16) Sp3: 81.21					

LEGEND	Pos Intermediate or Speed Position	Int1: Intermediate 1	Sp1: Speed Trap 1	Sp3: Speed Trap 3
	Avg. Average Speed for the race	Int2: Intermediate 2	Sp2: Speed Trap 2	Fin: Finish
	Dist(m) Distance behind the first	Int3: Intermediate 3		





AUDI FIS SKI WORLD CUP 2015/16

Beaver Creek (USA)




2nd MEN'S SUPER-G

PERFORMANCE ANALYSIS 2

SAT 5 DEC 2015

Number of Competitors: 66

Bib	Name Ski	NSA	Positions			Partials			Difference		Speed	
			Pos.	Time	Rank	Pos.	Time	Rank	Time	Dist(m)	Pos.	km/h
1	CASSE Mattia Head	ITA	Int1: 6.72 (2) Int2: 29.22 (5) Int3: 46.34 (3) Fin: 1:07.40 (4)	Int1-2: 22.50 (8) Int2-3: 17.12 (18) Int3-Fin: 21.06 (8)	0.05 0.12 0.50 0.50	11.96	Sp1: 99.90 (19) Sp2: 79.30 (53) Sp3: 86.10					
2	GANONG Travis Atomic	USA	Int1: 6.97 (63) Int2: 29.63 (30) Int3: 46.58 (12) Fin: 1:07.46 (6)	Int1-2: 22.66 (20) Int2-3: 16.95 (6) Int3-Fin: 20.88 (2)	0.30 0.53 0.74 0.56	13.38	Sp1: 99.20 (29) Sp2: 81.80 (40) Sp3: 86.02					
3	INNERHOFER Christof Rossignol	ITA	Int1: 6.79 (17) Int2: 29.37 (8) Int3: 46.53 (9) Fin: 1:07.77 (14)	Int1-2: 22.58 (12) Int2-3: 17.16 (22) Int3-Fin: 21.24 (24)	0.12 0.27 0.69 0.87	20.69	Sp1: 101.10 (14) Sp2: 94.73 (45) Sp3: 84.20 (24) Avg.: 85.63					
4	HIRSCHER Marcel Atomic	AUT	Int1: 6.72 (2) Int2: 29.10 (1) Int3: 45.84 (1) Fin: 1:06.90 (1)	Int1-2: 22.38 (1) Int2-3: 16.74 (2) Int3-Fin: 21.06 (8)	0.05 0.00 0.00 0.00	0.00	Sp1: 100.90 (16) Sp2: 97.75 (13) Sp3: 80.90 (46) Avg.: 86.74					
5	GUAY Erik Head	CAN	Int1: 6.86 (39) Int2: 29.56 (26) Int3: 46.71 (21) Fin: 1:07.65 (9)	Int1-2: 22.70 (26) Int2-3: 17.15 (20) Int3-Fin: 20.94 (6)	0.19 0.46 0.87 0.75	17.87	Sp1: 98.80 (35) Sp2: 95.15 (43) Sp3: 83.10 (30) Avg.: 85.78					
6	STRIEDINGER Otmar Rossignol	AUT	Int1: 6.85 (36) Int2: 29.96 (49) Int3: 46.74 (23) Fin: 1:08.39 (31)	Int1-2: 23.11 (49) Int2-3: 16.78 (4) Int3-Fin: 21.65 (45)	0.18 0.86 0.90 1.49	35.12	Sp1: 98.70 (37) Sp2: 95.33 (41) Sp3: 82.30 (34) Avg.: 84.85					
7	MARSAGLIA Matteo Rossignol	ITA	Int1: 6.84 (32) Int2: 29.42 (15) Int3: 46.85 (26) Fin: 1:07.85 (18)	Int1-2: 22.58 (12) Int2-3: 17.43 (39) Int3-Fin: 21.00 (7)	0.17 0.32 1.01 0.95	22.57	Sp1: 98.80 (35) Sp2: 96.88 (26) Sp3: 84.90 (16) Avg.: 85.53					
8	STREITBERGER Georg Head	AUT	Int1: 6.76 (8) Int2: 29.19 (4) Int3: 46.63 (14) Fin: 1:07.80 (17)	Int1-2: 22.43 (5) Int2-3: 17.44 (40) Int3-Fin: 21.17 (19)	0.09 0.09 0.79 0.90	21.40	Sp1: 99.00 (31) Sp2: 94.66 (46) Sp3: 83.20 (29) Avg.: 85.59					
9	FILL Peter Atomic	ITA	Int1: 6.74 (5) Int2: 29.55 (24) Int3: 46.79 (25) Fin: 1:08.23 (26)	Int1-2: 22.81 (33) Int2-3: 17.24 (26) Int3-Fin: 21.44 (34)	0.07 0.45 0.95 1.33	31.42	Sp1: 96.50 (56) Sp2: 95.75 (36) Sp3: 80.40 (48) Avg.: 85.05					
10	WEIBRECHT Andrew Head	USA	Int1: 6.73 (4) Int2: 29.39 (10) Int3: 46.14 (2) Fin: 1:07.26 (3)	Int1-2: 22.66 (20) Int2-3: 16.75 (3) Int3-Fin: 21.12 (14)	0.06 0.29 0.30 0.36	8.63	Sp1: 99.70 (25) Sp2: 98.11 (11) Sp3: 86.20 (7) Avg.: 86.28					



Number of Competitors: 66

Bib	Name Ski	NSA	Positions			Partials			Difference		Speed	
			Pos.	Time	Rank	Pos.	Time	Rank	Time	Dist(m)	Pos.	km/h
11	PINTURAU Alexis Head	FRA	Int1: 6.82 (25) Int2: Int3: Fin: DNF			I1-I2: I2-I3: I3-Fin:			0.15		Sp1: 101.80 (8) Sp2: Sp3: Avg.:	
12	KRIECHMAYR Vincent Fischer	AUT	Int1: 6.83 (28) Int2: 29.75 (40) Int3: 46.46 (7) Fin: 1:07.67 (10)			I1-I2: 22.92 (40) I2-I3: 16.71 (1) I3-Fin: 21.21 (22)			0.16 0.65 0.62 0.77	18.34	Sp1: 96.00 (57) Sp2: 97.72 (14) Sp3: 85.70 (10) Avg.: 85.76	
13	ROGER Brice Rossignol	FRA	Int1: 6.91 (54) Int2: 29.45 (18) Int3: 46.45 (6) Fin: 1:08.22 (25)			I1-I2: 22.54 (11) I2-I3: 17.00 (7) I3-Fin: 21.77 (48)			0.24 0.35 0.61 1.32	31.19	Sp1: 101.50 (9) Sp2: 97.56 (17) Sp3: 80.00 (49) Avg.: 85.07	
14	JANKA Carlo Rossignol	SUI	Int1: 6.90 (51) Int2: 29.49 (21) Int3: 46.63 (14) Fin: 1:07.55 (8)			I1-I2: 22.59 (15) I2-I3: 17.14 (19) I3-Fin: 20.92 (5)			0.23 0.39 0.79 0.65	15.51	Sp1: 99.00 (31) Sp2: 97.03 (22) Sp3: 84.50 (19) Avg.: 85.91	
15	BAUMANN Romed Salomon	AUT	Int1: 6.77 (12) Int2: 29.46 (20) Int3: 46.57 (11) Fin: 1:08.01 (20)			I1-I2: 22.69 (25) I2-I3: 17.11 (17) I3-Fin: 21.44 (34)			0.10 0.36 0.73 1.11	26.31	Sp1: 101.20 (12) Sp2: 99.18 (5) Sp3: 82.10 (37) Avg.: 85.33	
16	JANSRUD Kjetil Head	NOR	Int1: 6.76 (8) Int2: 29.18 (3) Int3: 49.29 (56) Fin: 1:10.20 (55)			I1-I2: 22.42 (3) I2-I3: 20.11 (56) I3-Fin: 20.91 (4)			0.09 0.08 3.45 3.30	75.78	Sp1: 99.80 (22) Sp2: 96.16 (32) Sp3: 87.10 (3) Avg.: 82.67	
17	FRANZ Max Atomic	AUT	Int1: 6.77 (12) Int2: 29.61 (28) Int3: 46.70 (19) Fin: 1:07.78 (15)			I1-I2: 22.84 (38) I2-I3: 17.09 (15) I3-Fin: 21.08 (11)			0.10 0.51 0.86 0.88	20.93	Sp1: 98.00 (46) Sp2: 93.06 (51) Sp3: 89.20 (1) Avg.: 85.62	
18	REICHEL Hannes Salomon	AUT	Int1: 6.79 (17) Int2: 29.40 (12) Int3: 46.66 (17) Fin: 1:07.79 (16)			I1-I2: 22.61 (16) I2-I3: 17.26 (28) I3-Fin: 21.13 (15)			0.12 0.30 0.82 0.89	21.16	Sp1: 98.40 (40) Sp2: 98.60 (8) Sp3: 84.40 (22) Avg.: 85.61	
19	THEAUX Adrien Head	FRA	Int1: 6.78 (16) Int2: 29.41 (14) Int3: 46.64 (16) Fin: 1:07.40 (4)			I1-I2: 22.63 (18) I2-I3: 17.23 (24) I3-Fin: 20.76 (1)			0.11 0.31 0.80 0.50	11.96	Sp1: 99.40 (26) Sp2: 99.60 (3) Sp3: 85.80 (8) Avg.: 86.10	
20	SVINDAL Aksel Lund Head	NOR	Int1: 6.74 (5) Int2: 29.13 (2) Int3: 46.97 (31) Fin: 1:08.07 (21)			I1-I2: 22.39 (2) I2-I3: 17.84 (51) I3-Fin: 21.10 (12)			0.07 0.03 1.13 1.17	27.71	Sp1: 102.10 (4) Sp2: 95.75 (36) Sp3: 85.60 (12) Avg.: 85.25	
21	PARIS Dominik Nordica	ITA	Int1: 6.84 (32) Int2: 29.42 (15) Int3: 46.49 (8) Fin: 1:07.76 (13)			I1-I2: 22.58 (12) I2-I3: 17.07 (14) I3-Fin: 21.27 (25)			0.17 0.32 0.65 0.86	20.46	Sp1: 102.10 (4) Sp2: 96.89 (25) Sp3: 81.80 (40) Avg.: 85.64	
22	MAYER Matthias Head	AUT	Int1: 6.77 (12) Int2: 29.51 (22) Int3: 48.76 (55) Fin: 1:10.13 (54)			I1-I2: 22.74 (28) I2-I3: 19.25 (55) I3-Fin: 21.37 (29)			0.10 0.41 2.92 3.23	74.24	Sp1: 99.80 (22) Sp2: 95.43 (39) Sp3: 83.90 (26) Avg.: 82.75	
23	VILETTA Sandro Salomon	SUI	Int1: 6.88 (46) Int2: 29.70 (37) Int3: 46.86 (27) Fin: 1:08.34 (29)			I1-I2: 22.82 (35) I2-I3: 17.16 (22) I3-Fin: 21.48 (38)			0.21 0.60 1.02 1.44	33.97	Sp1: 98.00 (46) Sp2: 97.65 (15) Sp3: 81.10 (44) Avg.: 84.92	



Number of Competitors: 66

Bib	Name Ski	NSA	Positions			Partials			Difference		Speed	
			Pos.	Time	Rank	Pos.	Time	Rank	Time	Dist(m)	Pos.	km/h
24	SCHWEIGER Patrick Salomon	AUT	Int1: 7.04 (66) Int2: 30.25 (58) Int3: 47.72 (48) Fin: 1:09.39 (49)	I1-I2: 23.21 (55) I2-I3: 17.47 (41) I3-Fin: 21.67 (47)	0.37 1.15 1.88 2.49	57.85	Sp1: 94.20 (66) Sp2: 92.24 (52) Sp3: 81.00 (45) Avg.: 83.63					
25	OSBORNE-PARADIS Manuel Rossignol	CAN	Int1: 6.91 (54) Int2: 30.13 (56) Int3: 47.79 (51) Fin: 1:09.23 (46)	I1-I2: 23.22 (56) I2-I3: 17.66 (48) I3-Fin: 21.44 (34)	0.24 1.03 1.95 2.33	54.25	Sp1: 97.20 (53) Sp2: 93.78 (50) Sp3: 82.70 (32) Avg.: 83.82					
26	KUENG Patrick Salomon	SUI	Int1: 6.94 (59) Int2: 30.06 (54) Int3: 47.11 (33) Fin: 1:08.44 (32)	I1-I2: 23.12 (51) I2-I3: 17.05 (12) I3-Fin: 21.33 (27)	0.27 0.96 1.27 1.54	36.27	Sp1: 98.30 (42) Sp2: 97.47 (18) Sp3: 84.60 (18) Avg.: 84.79					
27	MERMILLOD BLONDIN Thomas Rossignol	FRA	Int1: 6.81 (22) Int2: 29.55 (24) Int3: Fin: DNF	I1-I2: 22.74 (28) I2-I3: I3-Fin: 	0.14 0.45		Sp1: 98.00 (46) Sp2: Sp3: Avg.: 					
28	KILDE Aleksander Aamodt Atomic	NOR	Int1: 6.76 (8) Int2: 29.40 (12) Int3: 46.43 (5) Fin: 1:07.50 (7)	I1-I2: 22.64 (19) I2-I3: 17.03 (10) I3-Fin: 21.07 (10)	0.09 0.30 0.59 0.60	14.33	Sp1: 96.70 (55) Sp2: 96.60 (28) Sp3: 85.60 (12) Avg.: 85.97					
29	LIGETY Ted Head	USA	Int1: 6.82 (25) Int2: 29.33 (7) Int3: 46.35 (4) Fin: 1:07.23 (2)	I1-I2: 22.51 (9) I2-I3: 17.02 (8) I3-Fin: 20.88 (2)	0.15 0.23 0.51 0.33	7.91	Sp1: 102.20 (3) Sp2: 97.87 (12) Sp3: 84.50 (19) Avg.: 86.32					
30	CLAREY Johan Head	FRA	Int1: 6.96 (61) Int2: 29.64 (32) Int3: 47.17 (38) Fin: 1:08.69 (37)	I1-I2: 22.68 (22) I2-I3: 17.53 (43) I3-Fin: 21.52 (40)	0.29 0.54 1.33 1.79	42.01	Sp1: 98.50 (39) Sp2: 95.68 (38) Sp3: 82.30 (34) Avg.: 84.48					
31	MUFFAT-JEANDET Victor Salomon	FRA	Int1: 6.87 (43) Int2: 29.98 (51) Int3: 47.55 (43) Fin: 1:09.17 (45)	I1-I2: 23.11 (49) I2-I3: 17.57 (44) I3-Fin: 21.62 (43)	0.20 0.88 1.71 2.27	52.90	Sp1: 98.70 (37) Sp2: 95.80 (35) Sp3: 79.80 (51) Avg.: 83.90					
32	FERSTL Josef Head	GER	Int1: 6.91 (54) Int2: 30.03 (52) Int3: 47.07 (32) Fin: 1:08.26 (27)	I1-I2: 23.12 (51) I2-I3: 17.04 (11) I3-Fin: 21.19 (21)	0.24 0.93 1.23 1.36	32.12	Sp1: 99.80 (22) Sp2: 99.93 (2) Sp3: 86.30 (4) Avg.: 85.02					
33	SCHMED Fernando Salomon	SUI	Int1: 6.96 (61) Int2: 29.57 (27) Int3: 46.92 (29) Fin: 1:08.13 (23)	I1-I2: 22.61 (16) I2-I3: 17.35 (35) I3-Fin: 21.21 (22)	0.29 0.47 1.08 1.23	29.10	Sp1: 98.30 (42) Sp2: 95.16 (42) Sp3: 84.20 (24) Avg.: 85.18					
34	BRANDNER Klaus Nordica	GER	Int1: 7.00 (65) Int2: 29.42 (15) Int3: 48.00 (53) Fin: 1:09.93 (53)	I1-I2: 22.42 (3) I2-I3: 18.58 (54) I3-Fin: 21.93 (53)	0.33 0.32 2.16 3.03	69.85	Sp1: 102.30 (2) Sp2: 96.14 (34) Sp3: 82.10 (37) Avg.: 82.99					
35	KLINE Bostjan Stoekli	SLO	Int1: 6.84 (32) Int2: 29.88 (47) Int3: 46.73 (22) Fin: 1:08.73 (38)	I1-I2: 23.04 (45) I2-I3: 16.85 (5) I3-Fin: 22.00 (54)	0.17 0.78 0.89 1.83	42.92	Sp1: 98.90 (33) Sp2: 98.75 (7) Sp3: 82.40 (33) Avg.: 84.43					
36	GOLDBERG Jared Head	USA	Int1: 6.83 (28) Int2: 29.79 (43) Int3: Fin: DNF	I1-I2: 22.96 (43) I2-I3: I3-Fin: 	0.16 0.69		Sp1: 97.40 (52) Sp2: Sp3: Avg.: 					



Number of Competitors: 66

Bib	Name Ski	NSA	Positions			Partials			Difference		Speed	
			Pos.	Time	Rank	Pos.	Time	Rank	Time	Dist(m)	Pos.	km/h
37	KOSI Klemen Atomic	SLO	Int1: 6.87 (43) Int2: 30.03 (52) Int3: 47.60 (44) Fin: 1:09.26 (47)	I1-I2: 23.16 (53) I2-I3: 17.57 (44) I3-Fin: 21.66 (46)	0.20 0.93 1.76 2.36	54.93	Sp1: 98.90 (33) Sp2: 96.16 (32) Sp3: 83.60 (27) Avg.: 83.79					
38	VARETONI Silvano Head	ITA	Int1: 6.86 (39) Int2: 30.68 (63) Int3: 47.70 (46) Fin: 1:09.61 (50)	I1-I2: 23.82 (63) I2-I3: 17.02 (8) I3-Fin: 21.91 (52)	0.19 1.58 1.86 2.71	62.76	Sp1: 101.50 (9) Sp2: 99.24 (4) Sp3: 79.20 (54) Avg.: 83.37					
39	TONETTI Riccardo Voelkl	ITA	Int1: 6.95 (60) Int2: 29.63 (30) Int3: 46.78 (24) Fin: 1:08.19 (24)	I1-I2: 22.68 (22) I2-I3: 17.15 (20) I3-Fin: 21.41 (31)	0.28 0.53 0.94 1.29	30.50	Sp1: 95.90 (58) Sp2: 97.27 (21) Sp3: 80.00 (49) Avg.: 85.10					
40	SCHEIBER Florian Rossignol	AUT	Int1: 6.87 (43) Int2: 30.64 (62) Int3: Fin: DNF	I1-I2: 23.77 (62) I2-I3: I3-Fin: 	0.20 1.54		Sp1: 98.30 (42) Sp2: Sp3: Avg.: 					
41	SANDER Andreas Atomic	GER	Int1: 6.85 (36) Int2: 29.66 (34) Int3: 46.93 (30) Fin: 1:08.08 (22)	I1-I2: 22.81 (33) I2-I3: 17.27 (30) I3-Fin: 21.15 (17)	0.18 0.56 1.09 1.18	27.94	Sp1: 101.50 (9) Sp2: 96.67 (27) Sp3: 79.80 (51) Avg.: 85.24					
42	BIESEMEYER Thomas Rossignol	USA	Int1: 6.81 (22) Int2: 29.30 (6) Int3: 46.56 (10) Fin: 1:07.69 (11)	I1-I2: 22.49 (7) I2-I3: 17.26 (28) I3-Fin: 21.13 (15)	0.14 0.20 0.72 0.79	18.81	Sp1: 101.20 (12) Sp2: 94.89 (44) Sp3: 85.80 (8) Avg.: 85.73					
43	FRISCH Jeffrey Head	CAN	Int1: 6.86 (39) Int2: 29.66 (34) Int3: Fin: DNF	I1-I2: 22.80 (31) I2-I3: I3-Fin: 	0.19 0.56		Sp1: 99.40 (26) Sp2: Sp3: Avg.: 					
44	ROMAR Andreas Head	FIN	Int1: 6.77 (12) Int2: 29.45 (18) Int3: 47.72 (48) Fin: 1:09.28 (48)	I1-I2: 22.68 (22) I2-I3: 18.27 (53) I3-Fin: 21.56 (42)	0.10 0.35 1.88 2.38	55.38	Sp1: 99.90 (19) Sp2: 93.96 (49) Sp3: 81.40 (43) Avg.: 83.76					
45	TUMLER Thomas Atomic	SUI	Int1: 6.83 (28) Int2: 29.53 (23) Int3: 46.62 (13) Fin: 1:07.72 (12)	I1-I2: 22.70 (26) I2-I3: 17.09 (15) I3-Fin: 21.10 (12)	0.16 0.43 0.78 0.82	19.52	Sp1: 101.10 (14) Sp2: 96.53 (30) Sp3: 87.50 (2) Avg.: 85.69					
46	NYMAN Steven Fischer	USA	Int1: 6.81 (22) Int2: 29.61 (28) Int3: 46.67 (18) Fin: 1:08.55 (35)	I1-I2: 22.80 (31) I2-I3: 17.06 (13) I3-Fin: 21.88 (51)	0.14 0.51 0.83 1.65	38.80	Sp1: 100.50 (18) Sp2: 89.68 (54) Sp3: 86.30 (4) Avg.: 84.66					
47	ZRNCIC DIM Natko Atomic	CRO	Int1: 6.93 (58) Int2: 30.26 (59) Int3: 48.08 (54) Fin: 1:11.46 (56)	I1-I2: 23.33 (59) I2-I3: 17.82 (50) I3-Fin: 23.38 (56)	0.26 1.16 2.24 4.56	102.86	Sp1: 94.30 (65) Sp2: 97.59 (16) Sp3: Avg.: 81.21					
48	BANK Ondrej Nordica	CZE	Int1: 6.85 (36) Int2: 30.91 (64) Int3: Fin: DNF	I1-I2: 24.06 (64) I2-I3: I3-Fin: 	0.18 1.81		Sp1: 95.80 (59) Sp2: Sp3: Avg.: 					
49	DRESSEN Thomas Rossignol	GER	Int1: 6.88 (46) Int2: 29.71 (38) Int3: Fin: DNF	I1-I2: 22.83 (36) I2-I3: I3-Fin: 	0.21 0.61		Sp1: 99.90 (19) Sp2: Sp3: Avg.: 					



Number of Competitors: 66

Bib	Name Ski	NSA	Positions			Partials			Difference		Speed	
			Pos.	Time	Rank	Pos.	Time	Rank	Time	Dist(m)	Pos.	km/h
50	JITLOFF Tim Stoeckli	USA	Int1: 6.67 (1) Int2: 29.76 (41) Int3: 47.12 (34) Fin: 1:08.60 (36)	I1-I2: 23.09 (48) I2-I3: 17.36 (36) I3-Fin: 21.48 (38)	0.00 0.66 1.28 1.70	39.95	Sp1: 100.70 (17) Sp2: 94.36 (47) Sp3: 82.30 (34) Avg.: 84.59					
51	GENOUD Amaury Atomic	SUI	Int1: 6.89 (48) Int2: 29.93 (48) Int3: 47.16 (36) Fin: 1:08.48 (33)	I1-I2: 23.04 (45) I2-I3: 17.23 (24) I3-Fin: 21.32 (26)	0.22 0.83 1.32 1.58	37.19	Sp1: 94.60 (64) Sp2: 99.03 (6) Sp3: 85.10 (15) Avg.: 84.74					
52	PRIDY Morgan Atomic	CAN	Int1: 6.84 (32) Int2: 30.15 (57) Int3: 47.44 (41) Fin: 1:09.06 (42)	I1-I2: 23.31 (57) I2-I3: 17.29 (31) I3-Fin: 21.62 (43)	0.17 1.05 1.60 2.16	50.42	Sp1: 95.40 (62) Sp2: 96.48 (31) Sp3: 82.80 (31) Avg.: 84.03					
53	WERRY Tyler Head	CAN	Int1: 6.89 (48) Int2: 29.81 (44) Int3: 47.75 (50) Fin: 1:09.87 (52)	I1-I2: 22.92 (40) I2-I3: 17.94 (52) I3-Fin: 22.12 (55)	0.22 0.71 1.91 2.97	68.52	Sp1: 99.40 (26) Sp2: 98.29 (9) Sp3: 77.00 (55) Avg.: 83.06					
54	CATER Martin Stoeckli	SLO	Int1: 6.90 (51) Int2: 29.38 (9) Int3: 46.70 (19) Fin: 1:07.85 (18)	I1-I2: 22.48 (6) I2-I3: 17.32 (34) I3-Fin: 21.15 (17)	0.23 0.28 0.86 0.95	22.57	Sp1: 102.00 (7) Sp2: 96.58 (29) Sp3: 86.30 (4) Avg.: 85.53					
55	GISIN Marc Rossignol	SUI	Int1: 6.79 (17) Int2: 29.71 (38) Int3: DNF Fin: DNF	I1-I2: 22.92 (40) I2-I3: I3-Fin:	0.12 0.61		Sp1: 98.40 (40) Sp2: Sp3: Avg.:					
56	BENNETT Bryce Fischer	USA	Int1: 6.80 (21) Int2: 30.11 (55) Int3: 47.70 (46) Fin: 1:09.06 (42)	I1-I2: 23.31 (57) I2-I3: 17.59 (46) I3-Fin: 21.36 (28)	0.13 1.01 1.86 2.16	50.42	Sp1: 97.00 (54) Sp2: 98.25 (10) Sp3: 82.10 (37) Avg.: 84.03					
57	FAYED Guillermo Head	FRA	Int1: 6.83 (28) Int2: Int3: Fin: DNF	I1-I2: I2-I3: I3-Fin:	0.16		Sp1: 99.20 (29) Sp2: Sp3: Avg.:					
58	FORD Tommy Head	USA	Int1: 6.90 (51) Int2: 29.81 (44) Int3: 47.12 (34) Fin: 1:08.29 (28)	I1-I2: 22.91 (39) I2-I3: 17.31 (33) I3-Fin: 21.17 (19)	0.23 0.71 1.28 1.39	32.81	Sp1: 98.00 (46) Sp2: 93.98 (48) Sp3: 85.60 (12) Avg.: 84.98					
59	TRIKHICHEV Pavel Rossignol	RUS	Int1: 6.75 (7) Int2: 29.83 (46) Int3: 47.24 (39) Fin: 1:08.78 (39)	I1-I2: 23.08 (47) I2-I3: 17.41 (38) I3-Fin: 21.54 (41)	0.08 0.73 1.40 1.88	44.06	Sp1: 97.80 (50) Sp2: 96.98 (24) Sp3: 81.80 (40) Avg.: 84.37					
60	DE ALIPRANDINI Luca Salomon	ITA	Int1: 6.76 (8) Int2: 29.78 (42) Int3: 47.16 (36) Fin: 1:08.54 (34)	I1-I2: 23.02 (44) I2-I3: 17.38 (37) I3-Fin: 21.38 (30)	0.09 0.68 1.32 1.64	38.57	Sp1: 97.50 (51) Sp2: 96.99 (23) Sp3: 83.60 (27) Avg.: 84.67					
61	THOMSEN Benjamin Head	CAN	Int1: 6.82 (25) Int2: 29.65 (33) Int3: 47.24 (39) Fin: 1:09.03 (41)	I1-I2: 22.83 (36) I2-I3: 17.59 (46) I3-Fin: 21.79 (49)	0.15 0.55 1.40 2.13	49.74	Sp1: 102.10 (4) Sp2: 100.27 (1) Sp3: 85.70 (10) Avg.: 84.07					
62	CAVIEZEL Gino Head	SUI	Int1: 6.86 (39) Int2: 29.39 (10) Int3: Fin: DNF	I1-I2: 22.53 (10) I2-I3: I3-Fin:	0.19 0.29		Sp1: 102.80 (1) Sp2: Sp3: Avg.:					



Number of Competitors: 66

Bib	Name Ski	NSA	Positions			Partials			Difference		Speed	
			Pos.	Time	Rank	Pos.	Time	Rank	Time	Dist(m)	Pos.	km/h
63	VON APPEN Henrik	CHI	Int1:	6.91 (54)		I1-I2:	23.35 (60)		0.24		Sp1:	95.70 (60)
			Int2:	30.26 (59)		I2-I3:	17.73 (49)		1.16		Sp2:	97.38 (20)
			Int3:	47.99 (52)		I3-Fin:	21.83 (50)		2.15		Sp3:	80.50 (47)
			Fin:	1:09.82 (51)					2.92	67.42	Avg.:	83.12
64	ULLRICH Max Atomic	CRO	Int1:	6.99 (64)		I1-I2:	23.38 (61)		0.32		Sp1:	95.00 (63)
			Int2:	30.37 (61)		I2-I3:	17.29 (31)		1.27		Sp2:	95.38 (40)
			Int3:	47.66 (45)		I3-Fin:	21.45 (37)		1.82		Sp3:	84.50 (19)
			Fin:	1:09.11 (44)					2.21	51.55	Avg.:	83.97
65	ZAMPA Adam Salomon	SVK	Int1:	6.79 (17)		I1-I2:	23.17 (54)		0.12		Sp1:	95.70 (60)
			Int2:	29.96 (49)		I2-I3:	17.52 (42)		0.86		Sp2:	97.47 (18)
			Int3:	47.48 (42)		I3-Fin:	21.42 (32)		1.64		Sp3:	84.40 (22)
			Fin:	1:08.90 (40)					2.00	46.79	Avg.:	84.23
66	KRYZL Krystof Blizzard	CZE	Int1:	6.89 (48)		I1-I2:	22.77 (30)		0.22		Sp1:	98.20 (45)
			Int2:	29.66 (34)		I2-I3:	17.25 (27)		0.56		Sp2:	91.89 (53)
			Int3:	46.91 (28)		I3-Fin:	21.43 (33)		1.07		Sp3:	84.80 (17)
			Fin:	1:08.34 (29)					1.44	33.97	Avg.:	84.92

LEGEND	Pos Intermediate or Speed Position	Int1: Intermediate 1	DNF Did Not Finish	Sp3: Speed Trap 3
Avg. Average Speed for the race	Int2: Intermediate 2	Sp1: Speed Trap 1	Fin: Finish	
Dist(m) Distance behind the first	Int3: Intermediate 3	Sp2: Speed Trap 2		

05-12-2015 / Beaver Creek (USA) / 0202

Page 6/6

Data Processing by LONGINES

www.fis-ski.com

LONGINES Timing

Generation Date: SAT 5 DEC 2015

Time: 12:50

Document: 77B 1.0



AFTER 2nd MEN'S SUPER-G
SUPER-G FIS WCSL LIST

Rank	FIS Code	Name	NSA	29 NOV 2015 Lake Louise (CAN)		5 DEC 2015 Beaver Creek (USA)		Base - X + Y = WCSL-SG	
				1	2				
1	421483	JANSRUD Kjetil	NOR	36	-	606	152	36	490
2	421328	SVINDAL Aksel Lund	NOR	100	10	319	80	110	349
3	291459	PARIS Dominik	ITA	40	20	371	93	60	338
4	53902	MAYER Matthias	AUT	80	-	324	81	80	323
5	50742	REICHELTH Hannes	AUT	24	15	343	86	39	296
6	192746	THEAUX Adrien	FRA	29	50	250	63	79	266
7	100558	COOK Dustin	CAN	-	-	319	80	-	239
8	53817	FRANZ Max	AUT	50	16	187	47	66	206
9	53980	KRIECHMAYR Vincent	AUT	32	26	196	49	58	205
10	530939	WEIBRECHT Andrew	USA	5	60	167	42	65	190
11	532431	MILLER Bode	USA	-	-	250	63	-	187
12	511313	JANKA Carlo	SUI	-	32	190	48	32	174
13	510727	DEFAGO Didier	SUI	-	-	214	54	-	160
14	53831	HIRSCHER Marcel	AUT	-	100	64	16	100	148
15	194364	PINTURAUULT Alexis	FRA	-	-	193	48	-	145
16	51215	BAUMANN Romed	AUT	22	11	147	37	33	143
17	50858	STREITBERGER Georg	AUT	7	14	160	40	21	141
18	292455	FILL Peter	ITA	60	5	95	24	65	136
19	530874	GANONG Travis	USA	50	40	54	14	90	130
20	194190	ROGER Brice	FRA	4	6	154	39	10	125
21	534562	LIGETY Ted	USA	-	80	53	13	80	120
22	293550	MARSAGLIA Matteo	ITA	9	13	126	32	22	116
23	102271	HUDEC Jan	CAN	-	-	154	39	-	115
24	54005	STRIEDINGER Otmar	AUT	7	-	137	34	7	110
25	422139	KILDE Aleksander Aamodt	NOR	26	36	58	15	62	105
26	293006	INNERHOFER Christof	ITA	8	18	85	21	26	90
26	511139	KUENG Patrick	SUI	12	-	104	26	12	90
28	990081	CASSE Mattia	ITA	16	50	27	7	66	86
29	102263	GUAY Erik	CAN	20	29	47	12	49	84
30	511513	CAVIEZEL Mauro	SUI	-	-	100	25	-	75
31	511383	FEUZ Beat	SUI	-	-	85	21	-	64
32	511352	VILETTA Sandro	SUI	13	2	49	12	15	52
33	191740	CLAREY Johan	FRA	-	-	68	17	-	51
34	511638	TUMLER Thomas	SUI	-	22	37	9	22	50
35	192504	MERMILLOD BLONDIN T.	FRA	14	-	47	12	14	49



AFTER 2nd MEN'S SUPER-G
SUPER-G FIS WCSL LIST

29 NOV 2015 Lake Louise (CAN)
5 DEC 2015 Beaver Creek (USA)

Number of Competitors: 68

Rank	FIS Code	Name	NSA	1	2	Base	- X	+ Y	= WCSL-SG
36	102899	OSBORNE-PARADIS M.	CAN	3	-	60	15	3	48
37	51327	PUCHNER Joachim	AUT	-	-	49	12	-	37
38	53933	SCHWEIGER Patrick	AUT	15	-	27	7	15	35
39	531452	BIESEMEYER Thomas	USA	-	24	6	2	24	28
39	561217	KOSI Klemen	SLO	-	-	37	9	-	28
41	561216	KLINE Bostjan	SLO	18	-	11	3	18	26
41	533866	NYMAN Steven	USA	10	-	22	6	10	26
43	202059	FERSTL Josef	GER	11	4	11	3	15	23
44	292514	HEEL Werner	ITA	-	-	30	8	-	22
44	103612	PRIDY Morgan	CAN	-	-	29	7	-	22
46	192932	FAYED Guillermo	FRA	-	-	28	7	-	21
47	200379	SANDER Andreas	GER	1	9	13	3	10	20
48	150398	BANK Ondrej	CZE	-	-	26	7	-	19
49	511808	SCHMED Fernando	SUI	-	8	8	2	8	14
50	561255	CATER Martin	SLO	-	13	-	-	13	13
51	934643	GOLDBERG Jared	USA	-	-	15	4	-	11
52	202196	BRANDNER Klaus	GER	-	-	13	3	-	10
53	291318	TONETTI Riccardo	ITA	-	7	-	-	7	7
54	534959	JITLOFF Tim	USA	-	-	7	2	-	5
55	510997	BERTHOD Marc	SUI	-	-	6	2	-	4
55	481705	GLEBOV Alexander	RUS	-	-	5	1	-	4
55	533131	SULLIVAN Marco	USA	-	-	5	1	-	4
55	511981	WEBER Ralph	SUI	-	-	6	2	-	4
55	380292	ZRNCIC DIM Natko	CRO	-	-	6	2	-	4
60	53936	DUERAGER Markus	AUT	-	-	4	1	-	3
60	531799	FORD Tommy	USA	-	3	-	-	3	3
62	511529	GISIN Marc	SUI	2	-	-	-	2	2
62	150644	KRYZL Krystof	CZE	-	2	-	-	2	2
62	422073	NETELAND Bjoernar	NOR	-	-	3	1	-	2
65	294277	KLOTZ Siegmur	ITA	-	-	1	-	-	1
65	511847	MANI Nils	SUI	-	-	1	-	-	1
65	501076	OLSSON Hans	SWE	-	-	1	-	-	1
65	51332	SCHEIBER Florian	AUT	-	-	2	1	-	1

Number of Competitors per Nation until 60th position

AUT : 11	CAN : 5	CRO : 1	CZE : 1	FRA : 6	GER : 3
ITA : 7	NOR : 3	RUS : 1	SLO : 3	SUI : 10	USA : 10

LEGEND

Base Last season WCSL points
X (Base / number of planned races in the current season) * number of completed races in the current season
Y WC points won in the current season
WCSL-SG World Cup Start List points for Super-G

05-12-2015 / Beaver Creek (USA) / 0202

Page 2/2

www.fis-ski.com

Generation Date: SAT 5 DEC 2015

Time: 12:53

Document: 60A 1.0



AFTER 2nd MEN'S SUPER-G
OVERALL FIS WCSL LIST

Number of Competitors: 162

Rank	FIS Code	Name	NSA	WCSL	DH	SL	GS	SG	SC
1	53831	HIRSCHER Marcel	AUT	1695	-	614 (2)	753 (1)	148 (14)	180 (1)
2	421483	JANSRUD Kjetil	NOR	1310	617 (1)	-	94 (21)	490 (1)	109 (6)
3	194364	PINTURAUULT Alexis	FRA	1077	-	224 (13)	537 (3)	145 (15)	171 (3)
4	201702	NEUREUTHER Felix	GER	958	-	651 (1)	307 (6)	-	-
5	421328	SVINDAL Aksel Lund	NOR	945	516 (2)	-	48 (30)	349 (2)	32 (19)
6	202462	DOPFER Fritz	GER	868	-	531 (3)	337 (5)	-	-
7	534562	LIGETY Ted	USA	859	2 (65)	26 (42)	606 (2)	120 (21)	105 (7)
8	50742	REICHELT Hannes	AUT	813	497 (3)	-	20 (37)	296 (5)	-
9	422304	KRISTOFFERSEN Henrik	NOR	810	-	513 (5)	297 (7)	-	-
10	53902	MAYER Matthias	AUT	779	376 (5)	-	6 (51)	323 (4)	74 (11)
11	511313	JANKA Carlo	SUI	777	251 (12)	-	172 (11)	174 (12)	180 (1)
12	291459	PARIS Dominik	ITA	733	363 (6)	-	-	338 (3)	32 (19)
13	193967	MUFFAT-JEANDET Victor	FRA	583	-	165 (14)	293 (8)	-	125 (5)
14	480736	KHOROSHILOV Alexander	RUS	517	-	517 (4)	-	-	-
15	192746	THEAUX Adrien	FRA	488	207 (17)	-	-	266 (6)	15 (27)
16	192932	FAYED Guillermo	FRA	486	465 (4)	-	-	21 (46)	-
17	530874	GANONG Travis	USA	474	344 (9)	-	-	130 (19)	-
18	51215	BAUMANN Romed	AUT	470	235 (14)	-	-	143 (16)	92 (8)
19	53817	FRANZ Max	AUT	469	249 (13)	-	-	206 (8)	14 (29)
20	511139	KUENG Patrick	SUI	445	355 (8)	-	-	90 (26)	-
21	532431	MILLER Bode	USA	443	206 (18)	-	18 (40)	187 (11)	32 (19)
22	102263	GUAY Erik	CAN	440	356 (7)	-	-	84 (29)	-
23	501111	HARGIN Mattias	SWE	431	-	431 (6)	-	-	-
24	293797	GROSS Stefano	ITA	430	-	430 (7)	-	-	-
25	511383	FEUZ Beat	SUI	395	299 (11)	-	-	64 (31)	32 (19)
26	191750	FANARA Thomas	FRA	377	-	-	377 (4)	-	-
27	510727	DEFAGO Didier	SUI	366	206 (18)	-	-	160 (13)	-
28	53980	KRIECHMAYR Vincent	AUT	363	111 (25)	-	5 (52)	205 (9)	42 (16)
28	533866	NYMAN Steven	USA	363	337 (10)	-	-	26 (41)	-
30	292455	FILL Peter	ITA	362	226 (15)	-	-	136 (18)	-
31	50858	STREITBERGER Georg	AUT	354	213 (16)	-	-	141 (17)	-
32	293098	RAZZOLI Giuliano	ITA	350	-	350 (8)	-	-	-
33	501017	MYHRER Andre	SWE	303	-	253 (12)	50 (27)	-	-
34	530939	WEIBRECHT Andrew	USA	298	95 (27)	-	-	190 (10)	13 (31)
35	192665	GRANGE Jean-Baptiste	FRA	297	-	297 (9)	-	-	-
36	100558	COOK Dustin	CAN	288	-	-	49 (28)	239 (7)	-
37	50625	RAICH Benjamin	AUT	284	-	80 (24)	204 (10)	-	-

AFTER 2nd MEN'S SUPER-G
OVERALL FIS WCSL LIST

Number of Competitors: 162

Rank	FIS Code	Name	NSA	WCSL	DH	SL	GS	SG	SC
38	294890	NANI Roberto	ITA	279	-	-	279 (9)	-	-
39	500656	LARSSON Markus	SWE	259	-	259 (10)	-	-	-
40	422082	FOSS-SOLEVAAG Sebastian	NOR	256	-	256 (11)	-	-	-
41	191740	CLAREY Johan	FRA	229	178 (20)	-	-	51 (33)	-
42	293006	INNERHOFER Christof	ITA	217	115 (24)	-	-	90 (26)	12 (32)
43	150398	BANK Ondrej	CZE	208	81 (31)	-	16 (41)	19 (48)	92 (8)
44	102899	OSBORNE-PARADIS Manuel	CAN	201	153 (21)	-	-	48 (36)	-
44	54005	STRIEDINGER Otmar	AUT	201	91 (28)	-	-	110 (24)	-
46	380260	KOSTELIC Ivica	CRO	193	1 (67)	60 (27)	-	-	132 (4)
47	511513	CAVIEZEL Mauro	SUI	186	29 (44)	-	-	75 (30)	82 (10)
47	422139	KILDE Aleksander Aamodt	NOR	186	49 (36)	-	-	105 (25)	32 (19)
49	421669	HAUGEN Leif Kristian	NOR	181	-	14 (46)	167 (13)	-	-
50	292514	HEEL Werner	ITA	174	152 (22)	-	-	22 (44)	-
51	292967	EISATH Florian	ITA	172	-	-	172 (11)	-	-
52	511352	VILETTA Sandro	SUI	161	74 (32)	-	-	52 (32)	35 (18)
53	191459	LIZEROUX Julien	FRA	157	-	157 (15)	-	-	-
54	511996	YULE Daniel	SUI	153	-	153 (16)	-	-	-
55	534959	JITLOFF Tim	USA	149	-	-	138 (14)	5 (54)	6 (41)
55	293550	MARSAGLIA Matteo	ITA	149	23 (46)	-	-	116 (22)	10 (34)
57	194190	ROGER Brice	FRA	145	20 (51)	-	-	125 (20)	-
58	501223	BAECK Axel	SWE	143	-	143 (17)	-	-	-
59	102271	HUDEC Jan	CAN	136	21 (48)	-	-	115 (23)	-
60	202451	STRASSER Linus	GER	130	-	130 (18)	-	-	-
60	290732	THALER Patrick	ITA	130	-	130 (18)	-	-	-
62	194495	FAIVRE Mathieu	FRA	129	-	-	129 (15)	-	-
62	533131	SULLIVAN Marco	USA	129	125 (23)	-	-	4 (55)	-
64	501101	BYGGMARK Jens	SWE	123	-	123 (20)	-	-	-
64	511852	CAVIEZEL Gino	SUI	123	-	-	123 (16)	-	-
66	501458	LINDH Calle	SWE	122	-	106 (21)	16 (41)	-	-
67	990081	CASSE Mattia	ITA	120	23 (46)	-	-	86 (28)	11 (33)
67	51007	SCHOERGHOFFER Philipp	AUT	120	-	-	120 (17)	-	-
69	292120	SIMONCELLI Davide	ITA	116	-	-	116 (18)	-	-
70	501324	OLSSON Matts	SWE	113	-	-	113 (19)	-	-
70	180534	SANDELL Marcus	FIN	113	-	-	113 (19)	-	-
72	192504	MERMILLOD BLONDIN T.	FRA	112	5 (60)	-	-	49 (35)	58 (13)
73	510890	ZURBRIGGEN Silvan	SUI	110	64 (34)	-	-	-	46 (15)
74	380335	ZUBCIC Filip	CRO	108	-	36 (34)	72 (24)	-	-
75	50753	KROELL Klaus	AUT	106	106 (26)	-	-	-	-
76	50605	HERBST Reinfried	AUT	105	-	105 (22)	-	-	-
76	292491	MOELGG Manfred	ITA	105	-	84 (23)	21 (35)	-	-
78	700830	ZAMPA Adam	SVK	97	-	43 (32)	2 (55)	-	52 (14)
79	202059	FERSTL Josef	GER	96	66 (33)	-	-	23 (43)	7 (39)
80	202437	LUITZ Stefan	GER	92	-	-	92 (22)	-	-
81	990048	BORSOTTI Giovanni	ITA	87	-	-	87 (23)	-	-
82	534508	CHODOUNSKY David	USA	84	-	71 (26)	13 (45)	-	-
82	103271	THOMSEN Benjamin	CAN	84	84 (29)	-	-	-	-
84	191964	POISSON David	FRA	83	83 (30)	-	-	-	-

05-12-2015 / Beaver Creek (USA) / 0202

Page 2/4

www.fis-ski.com

Generation Date: SAT 5 DEC 2015

Time: 12:53

Document: 60B 1.0



AFTER 2nd MEN'S SUPER-G
OVERALL FIS WCSL LIST

Number of Competitors: 162

Rank	FIS Code	Name	NSA	WCSL	DH	SL	GS	SG	SC
85	380292	ZRNCIC DIM Natko	CRO	82	6 (59)	-	-	4 (55)	72 (12)
86	511896	MURISIER Justin	SUI	80	-	29 (36)	36 (32)	-	15 (27)
87	561217	KOSI Klemen	SLO	77	33 (41)	-	-	28 (39)	16 (26)
88	501116	LAHDENPERAE Anton	SWE	75	-	75 (25)	-	-	-
89	934643	GOLDBERG Jared	USA	71	30 (43)	-	-	11 (51)	30 (24)
90	990116	DE ALIPRANDINI Luca	ITA	67	-	-	67 (25)	-	-
91	53933	SCHWEIGER Patrick	AUT	64	21 (48)	-	-	35 (38)	8 (38)
92	194167	MUZATON Maxence	FRA	63	49 (36)	-	-	-	14 (29)
93	561216	KLINE Bostjan	SLO	62	36 (40)	-	-	26 (41)	-
94	51159	NOESIG Christoph	AUT	58	-	-	58 (26)	-	-
95	293141	VARETONI Silvano	ITA	55	55 (35)	-	-	-	-
96	511638	TUMLER Thomas	SUI	54	-	-	4 (53)	50 (34)	-
97	511983	AERNI Luca	SUI	50	-	50 (28)	-	-	-
98	54031	LEITINGER Roland	AUT	49	-	-	49 (28)	-	-
98	200379	SANDER Andreas	GER	49	29 (44)	-	-	20 (47)	-
100	294277	KLOTZ Siegmur	ITA	48	38 (39)	-	-	1 (65)	9 (35)
101	201811	STECHERT Tobias	GER	47	47 (38)	-	-	-	-
101	301709	YUASA Naoki	JPN	47	-	47 (29)	-	-	-
103	50707	MATT Mario	AUT	46	-	46 (30)	-	-	-
104	220689	RYDING Dave	GBR	45	-	45 (31)	-	-	-
105	192506	MISSILLIER Steve	FRA	42	-	29 (36)	13 (45)	-	-
105	51327	PUCHNER Joachim	AUT	42	-	-	-	37 (37)	5 (42)
107	180666	TORSTI Samu	FIN	41	-	-	41 (31)	-	-
108	421860	NORDBOTTEN Jonathan	NOR	40	-	40 (33)	-	-	-
109	180570	ROMAR Andreas	FIN	36	-	-	-	-	36 (17)
110	511529	GISIN Marc	SUI	34	32 (42)	-	-	2 (62)	-
110	511718	PLEISCH Manuel	SUI	34	-	-	34 (33)	-	-
112	292000	BLARDONE Massimiliano	ITA	31	-	-	31 (34)	-	-
112	291145	DEVILLE Cristian	ITA	31	-	31 (35)	-	-	-
114	202196	BRANDNER Klaus	GER	30	20 (51)	-	-	10 (52)	-
115	54063	FELLER Manuel	AUT	29	-	29 (36)	-	-	-
115	50981	HOERL Wolfgang	AUT	29	-	29 (36)	-	-	-
115	421954	LYSDAHL Espen	NOR	29	-	29 (36)	-	-	-
115	511902	ZENHAEUSERN Ramon	SUI	29	-	29 (36)	-	-	-
119	531452	BIESEMEYER Thomas	USA	28	-	-	-	28 (39)	-
120	430429	BYDLINSKI Maciej	POL	26	-	-	-	-	26 (25)
121	511981	WEBER Ralph	SUI	25	21 (48)	-	-	4 (55)	-
122	561255	CATER Martin	SLO	22	-	-	-	13 (50)	9 (35)
122	103612	PRIDY Morgan	CAN	22	-	-	-	22 (44)	-
124	290095	BALLERIN Andrea	ITA	21	-	-	21 (35)	-	-
124	291318	TONETTI Riccardo	ITA	21	-	14 (46)	-	7 (53)	-
126	531799	FORD Tommy	USA	19	-	-	16 (41)	3 (60)	-
126	150644	KRYZL Krystof	CZE	19	-	6 (54)	8 (50)	2 (62)	3 (44)
126	930024	MAPLE Wiley	USA	19	19 (53)	-	-	-	-
126	191423	RICHARD Cyprien	FRA	19	-	-	19 (38)	-	-
126	511808	SCHMED Fernando	SUI	19	5 (60)	-	-	14 (49)	-
126	511741	ZURBRIGGEN Elia	SUI	19	-	-	19 (38)	-	-

05-12-2015 / Beaver Creek (USA) / 0202

Page 3/4

www.fis-ski.com

Generation Date: SAT 5 DEC 2015

Time: 12:53

Document: 60B 1.0



AFTER 2nd MEN'S SUPER-G
OVERALL FIS WCSL LIST

Number of Competitors: 162

Rank	FIS Code	Name	NSA	WCSL	DH	SL	GS	SG	SC
132	201891	SCHMID Philipp	GER	18	-	18 (43)	-	-	-
133	102239	COUSINEAU Julien	CAN	15	-	15 (44)	-	-	-
133	561244	KRANJEC Zan	SLO	15	-	-	15 (44)	-	-
133	54170	MATT Michael	AUT	15	-	15 (44)	-	-	-
136	501076	OLSSON Hans	SWE	14	4 (63)	-	-	1 (65)	9 (35)
137	530165	BRANDENBURG Will	USA	13	-	13 (48)	-	-	-
137	103676	BROWN Phil	CAN	13	-	-	13 (45)	-	-
137	481327	TRIKHICHEV Pavel	RUS	13	-	11 (49)	-	-	2 (45)
140	510997	BERTHOD Marc	SUI	12	8 (55)	-	-	4 (55)	-
140	51332	SCHEIBER Florian	AUT	12	11 (54)	-	-	1 (65)	-
142	103865	PHILP Trevor	CAN	11	-	-	11 (48)	-	-
143	53936	DUERAGER Markus	AUT	10	7 (58)	-	-	3 (60)	-
143	512014	NIEDERBERGER Bernhard	SUI	10	-	10 (50)	-	-	-
145	53889	HIRSCHBUEHL Christian	AUT	9	-	-	9 (49)	-	-
145	201896	STEHLE Dominik	GER	9	-	9 (51)	-	-	-
147	202535	DRESSEN Thomas	GER	8	8 (55)	-	-	-	-
147	534939	FISHER Erik	USA	8	8 (55)	-	-	-	-
147	511908	SCHMIDIGER Reto	SUI	8	-	8 (52)	-	-	-
150	103729	READ Erik	CAN	7	-	7 (53)	-	-	-
150	150495	VRABLIK Martin	CZE	7	-	-	-	-	7 (39)
152	561148	SKUBE Matic	SLO	6	-	6 (54)	-	-	-
153	512042	KRYENBUEHL Urs	SUI	5	5 (60)	-	-	-	-
153	103762	WERRY Tyler	CAN	5	-	-	-	-	5 (42)
155	194298	GIEZENDANNER Blaise	FRA	4	4 (63)	-	-	-	-
155	481705	GLEBOV Alexander	RUS	4	-	-	-	4 (55)	-
155	180705	PIRINEN Eemeli	FIN	4	-	-	4 (53)	-	-
158	6530104	BENNETT Bryce	USA	2	2 (65)	-	-	-	-
158	561117	KUERNER Miha	SLO	2	-	2 (56)	-	-	-
158	422073	NETELAND Bjoernar	NOR	2	-	-	-	2 (62)	-
161	511847	MANI Nils	SUI	1	-	-	-	1 (65)	-
161	104096	THOMPSON Broderick	CAN	1	-	-	-	-	1 (46)

LEGEND

SC Alpine Combined points **DH** Downhill points **SG** Super-G points **WCSL** Overall points **SL** Slalom points
GS Giant Slalom points

05-12-2015 / Beaver Creek (USA) / 0202

Page 4/4

www.fis-ski.com

Generation Date: SAT 5 DEC 2015

Time: 12:53

Document: 60B 1.0



2nd MEN'S SUPER-G
SUPER-G FIS WORLD CUP STANDINGS

Number of Competitors: 40		29 NOV 2015 Lake Louise (CAN)		5 DEC 2015 Beaver Creek (USA)			
Rank	FIS Code	Name	NSA	1	2	WC-SG	Diff.
1	421328	SVINDAL Aksel Lund	NOR	100	10	110	
2	53831	HIRSCHER Marcel	AUT	-	100	100	- 10
3	530874	GANONG Travis	USA	50	40	90	- 20
4	534562	LIGETY Ted	USA	-	80	80	- 30
4	53902	MAYER Matthias	AUT	80	-	80	- 30
6	192746	THEAUX Adrien	FRA	29	50	79	- 31
7	990081	CASSE Mattia	ITA	16	50	66	- 44
7	53817	FRANZ Max	AUT	50	16	66	- 44
9	292455	FILL Peter	ITA	60	5	65	- 45
9	530939	WEIBRECHT Andrew	USA	5	60	65	- 45
11	422139	KILDE Aleksander Aamodt	NOR	26	36	62	- 48
12	291459	PARIS Dominik	ITA	40	20	60	- 50
13	53980	KRIECHMAYR Vincent	AUT	32	26	58	- 52
14	102263	GUAY Erik	CAN	20	29	49	- 61
15	50742	REICHELHANNES Hannes	AUT	24	15	39	- 71
16	421483	JANSRUD Kjetil	NOR	36	-	36	- 74
17	51215	BAUMANN Romed	AUT	22	11	33	- 77
18	511313	JANKA Carlo	SUI	-	32	32	- 78
19	293006	INNERHOFER Christof	ITA	8	18	26	- 84
20	531452	BIESEMAYER Thomas	USA	-	24	24	- 86
21	293550	MARSAGLIA Matteo	ITA	9	13	22	- 88
21	511638	TUMLER Thomas	SUI	-	22	22	- 88
23	50858	STREITBERGER Georg	AUT	7	14	21	- 89
24	561216	KLINE Bostjan	SLO	18	-	18	- 92
25	202059	FERSTL Josef	GER	11	4	15	- 95
25	53933	SCHWEIGER Patrick	AUT	15	-	15	- 95
25	511352	VILETTA Sandro	SUI	13	2	15	- 95
28	192504	MERMILLOD BLONDIN T.	FRA	14	-	14	- 96
29	561255	CATER Martin	SLO	-	13	13	- 97
30	511139	KUENG Patrick	SUI	12	-	12	- 98
31	533866	NYMAN Steven	USA	10	-	10	- 100
31	194190	ROGER Brice	FRA	4	6	10	- 100
31	200379	SANDER Andreas	GER	1	9	10	- 100
34	511808	SCHMED Fernando	SUI	-	8	8	- 102
35	54005	STRIEDINGER Otmar	AUT	7	-	7	- 103

2nd MEN'S SUPER-G
SUPER-G FIS WORLD CUP STANDINGS

29 NOV 2015 Lake Louise (CAN)
5 DEC 2015 Beaver Creek (USA)

Number of Competitors: 40

Rank	FIS Code	Name	NSA	1	2	WC-SG	Diff.
35	291318	TONETTI Riccardo	ITA	-	7	7	- 103
37	531799	FORD Tommy	USA	-	3	3	- 107
37	102899	OSBORNE-PARADIS M.	CAN	3	-	3	- 107
39	511529	GISIN Marc	SUI	2	-	2	- 108
39	150644	KRYZL Krystof	CZE	-	2	2	- 108

LEGEND

WC-SG World Cup points for Super-G **Diff.** Points Difference

05-12-2015 / Beaver Creek (USA) / 0202

Page 2/2

www.fis-ski.com

Generation Date: SAT 5 DEC 2015

Time: 12:56

Document: 25A 1.0



2nd MEN'S SUPER-G
OVERALL FIS WORLD CUP STANDINGS

Number of Competitors: 76

Rank	FIS Code	Name	NSA	Points	DH 2 races	SL	GS 1 race	SG 2 races	SC
1	421328	SVINDAL Aksel Lund	NOR	317	200 (1)	-	7 (24)	110 (1)	-
2	534562	LIGETY Ted	USA	180	-	-	100 (1)	80 (4)	-
3	292455	FILL Peter	ITA	177	112 (2)	-	-	65 (9)	-
4	530874	GANONG Travis	USA	172	82 (6)	-	-	90 (3)	-
5	53831	HIRSCHER Marcel	AUT	160	-	-	60 (3)	100 (2)	-
6	421483	JANSRUD Kjetil	NOR	151	109 (4)	-	6 (25)	36 (16)	-
7	192746	THEAUX Adrien	FRA	129	50 (10)	-	-	79 (6)	-
8	511313	JANKA Carlo	SUI	122	90 (5)	-	-	32 (18)	-
8	53902	MAYER Matthias	AUT	122	42 (14)	-	-	80 (4)	-
10	50742	REICHELT Hannes	AUT	117	63 (7)	-	15 (16)	39 (15)	-
10	530939	WEIBRECHT Andrew	USA	117	52 (9)	-	-	65 (9)	-
12	192932	FAYED Guillermo	FRA	110	110 (3)	-	-	-	-
13	291459	PARIS Dominik	ITA	107	47 (12)	-	-	60 (12)	-
14	53817	FRANZ Max	AUT	106	40 (15)	-	-	66 (7)	-
15	102263	GUAY Erik	CAN	99	50 (10)	-	-	49 (14)	-
16	422139	KILDE Aleksander Aamodt	NOR	93	31 (16)	-	-	62 (11)	-
17	293006	INNERHOFER Christof	ITA	84	58 (8)	-	-	26 (19)	-
18	191750	FANARA Thomas	FRA	80	-	-	80 (2)	-	-
19	53980	KRIECHMAYR Vincent	AUT	77	19 (22)	-	-	58 (13)	-
20	990081	CASSE Mattia	ITA	66	-	-	-	66 (7)	-
21	511139	KUENG Patrick	SUI	56	44 (13)	-	-	12 (30)	-
22	294890	NANI Roberto	ITA	50	-	-	50 (4)	-	-
23	51215	BAUMANN Romed	AUT	45	12 (25)	-	-	33 (17)	-
23	194364	PINTURAUULT Alexis	FRA	45	-	-	45 (5)	-	-
25	50858	STREITBERGER Georg	AUT	44	23 (19)	-	-	21 (23)	-
26	533866	NYMAN Steven	USA	41	31 (16)	-	-	10 (31)	-
27	422304	KRISTOFFERSEN Henrik	NOR	40	-	-	40 (6)	-	-
27	54031	LEITINGER Roland	AUT	40	-	-	40 (6)	-	-
27	201702	NEUREUTHER Felix	GER	40	-	-	40 (6)	-	-
30	54005	STRIEDINGER Otmar	AUT	30	23 (19)	-	-	7 (35)	-
31	191740	CLAREY Johan	FRA	29	29 (18)	-	-	-	-
31	194495	FAIVRE Mathieu	FRA	29	-	-	29 (9)	-	-
31	561216	KLINE Bostjan	SLO	29	11 (27)	-	-	18 (24)	-
31	293550	MARSAGLIA Matteo	ITA	29	7 (30)	-	-	22 (21)	-
35	193967	MUFFAT-JEANDET Victor	FRA	26	-	-	26 (10)	-	-
35	53933	SCHWEIGER Patrick	AUT	26	11 (27)	-	-	15 (25)	-
37	531452	BIESEMEYER Thomas	USA	24	-	-	-	24 (20)	-

2nd MEN'S SUPER-G
OVERALL FIS WORLD CUP STANDINGS

Number of Competitors: 76

Rank	FIS Code	Name	NSA	Points	DH 2 races	SL	GS 1 race	SG 2 races	SC
37	292967	EISATH Florian	ITA	24	-	-	24 (11)	-	-
39	511638	TUMLER Thomas	SUI	22	-	-	-	22 (21)	-
39	380335	ZUBCIC Filip	CRO	22	-	-	22 (12)	-	-
41	50753	KROELL Klaus	AUT	21	21 (21)	-	-	-	-
42	990048	BORSOTTI Giovanni	ITA	20	-	-	20 (13)	-	-
42	202059	FERSTL Josef	GER	20	5 (32)	-	-	15 (25)	-
44	192504	MERMILLOD BLONDIN T.	FRA	19	5 (32)	-	-	14 (28)	-
45	51007	SCHOERGHOFFER Philipp	AUT	18	-	-	18 (14)	-	-
45	103271	THOMSEN Benjamin	CAN	18	18 (23)	-	-	-	-
47	511896	MURISIER Justin	SUI	16	-	-	16 (15)	-	-
48	194167	MUZATON Maxence	FRA	15	15 (24)	-	-	-	-
48	511352	VILETTA Sandro	SUI	15	-	-	-	15 (25)	-
50	534959	JITLOFF Tim	USA	14	-	-	14 (17)	-	-
51	561255	CATER Martin	SLO	13	-	-	-	13 (29)	-
51	202437	LUITZ Stefan	GER	13	-	-	13 (18)	-	-
53	290095	BALLERIN Andrea	ITA	12	-	-	12 (19)	-	-
53	561217	KOSI Klemen	SLO	12	12 (25)	-	-	-	-
55	202462	DOPFER Fritz	GER	11	-	-	11 (20)	-	-
55	501017	MYHRER Andre	SWE	11	-	-	11 (20)	-	-
57	194190	ROGER Brice	FRA	10	-	-	-	10 (31)	-
57	200379	SANDER Andreas	GER	10	-	-	-	10 (31)	-
59	53889	HIRSCHBUEHL Christian	AUT	9	-	-	9 (22)	-	-
60	202535	DRESSEN Thomas	GER	8	8 (29)	-	-	-	-
60	292491	MOELGG Manfred	ITA	8	-	-	8 (23)	-	-
60	511808	SCHMED Fernando	SUI	8	-	-	-	8 (34)	-
63	291318	TONETTI Riccardo	ITA	7	-	-	-	7 (35)	-
64	51159	NOESIG Christoph	AUT	6	-	-	6 (25)	-	-
64	380292	ZRNCIC DIM Natko	CRO	6	6 (31)	-	-	-	-
66	192506	MISSILLIER Steve	FRA	4	-	-	4 (27)	-	-
66	102899	OSBORNE-PARADIS Manuel	CAN	4	1 (36)	-	-	3 (37)	-
66	191964	POISSON David	FRA	4	4 (34)	-	-	-	-
69	531799	FORD Tommy	USA	3	-	-	-	3 (37)	-
69	421669	HAUGEN Leif Kristian	NOR	3	-	-	3 (28)	-	-
71	6530104	BENNETT Bryce	USA	2	2 (35)	-	-	-	-
71	511529	GISIN Marc	SUI	2	-	-	-	2 (39)	-
71	150644	KRYZL Krystof	CZE	2	-	-	-	2 (39)	-
71	700830	ZAMPA Adam	SVK	2	-	-	2 (29)	-	-
75	194298	GIEZENDANNER Blaise	FRA	1	1 (36)	-	-	-	-
75	511741	ZURBRIGGEN Elia	SUI	1	-	-	1 (30)	-	-

LEGEND

SC Alpine Combined points DH Downhill points SG Super-G points Points Overall points SL Slalom points
GS Giant Slalom points

05-12-2015 / Beaver Creek (USA) / 0202

Page 2/2

www.fis-ski.com

Generation Date: SAT 5 DEC 2015

Time: 12:56

Document: 25B 1.0



2nd MEN'S SUPER-G
MEN FIS NATION CUP

Number of Nations: 13

Rank	NSA		Points	Diff.	DH	SL	GS	SG	SC	TE
1	AUT	Austria	821		254	-	148	419	-	-
2	NOR	Norway	604	- 217	340	-	56	208	-	-
3	ITA	Italy	584	- 237	224	-	114	246	-	-
4	USA	United States of America	553	- 268	167	-	114	272	-	-
5	FRA	France	501	- 320	214	-	184	103	-	-
6	SUI	Switzerland	242	- 579	134	-	17	91	-	-
7	CAN	Canada	121	- 700	69	-	-	52	-	-
8	GER	Germany	102	- 719	13	-	64	25	-	-
9	SLO	Slovenia	54	- 767	23	-	-	31	-	-
10	CRO	Croatia	28	- 793	6	-	22	-	-	-
11	SWE	Sweden	11	- 810	-	-	11	-	-	-
12	CZE	Czech Republic	2	- 819	-	-	-	2	-	-
12	SVK	Slovakia	2	- 819	-	-	2	-	-	-

2nd MEN'S SUPER-G
FIS OVERALL NATION CUP

Number of Nations: 16

Rk	NSA	Overall+TE			DH Points			SL Points			GS Points			SG Points			SC Points		
		M+W	M	W	M+W	M	W	M+W	M	W	M+W	M	W	M+W	M	W	M+W	M	W
1	AUT	1344	821	523	473	254	219	154	-	154	298	148	150	419	419	-	-	-	-
2	ITA	1112	584	528	323	224	99	36	-	36	507	114	393	246	246	-	-	-	-
3	USA	1039	553	486	331	167	164	242	-	242	194	114	80	272	272	-	-	-	-
4	FRA	849	501	348	268	214	54	128	-	128	350	184	166	103	103	-	-	-	-
5	NOR	703	604	99	340	340	-	46	-	46	109	56	53	208	208	-	-	-	-
6	SUI	641	242	399	227	134	93	140	-	140	183	17	166	91	91	-	-	-	-
7	SWE	486	11	475	20	-	20	285	-	285	181	11	170	-	-	-	-	-	-
8	CAN	304	121	183	91	69	22	124	-	124	37	-	37	52	52	-	-	-	-
9	GER	224	102	122	40	13	27	6	-	6	153	64	89	25	25	-	-	-	-
10	SVK	142	2	140	-	-	-	140	-	140	2	2	-	-	-	-	-	-	-
11	CZE	112	2	110	-	-	-	110	-	110	-	-	-	2	2	-	-	-	-
12	LIE	97	-	97	13	-	13	-	-	-	84	-	84	-	-	-	-	-	-
13	SLO	72	54	18	28	23	5	-	-	-	13	-	13	31	31	-	-	-	-
14	CRO	28	28	-	6	6	-	-	-	-	22	22	-	-	-	-	-	-	-
15	JPN	15	-	15	-	-	-	-	-	-	15	-	15	-	-	-	-	-	-
16	HUN	9	-	9	9	-	9	-	-	-	-	-	-	-	-	-	-	-	-



AUDI
FIS SKI WORLD CUP 2015/16



AFTER 2nd MEN'S SUPER-G
MANUFACTURERS STANDINGS MEN

Number of Manufacturers: 7

Rank	Manufacturer	Points	Diff.	DH	SL	GS	SG	SC
1	Head	1000		435	-	145	420	-
2	Atomic	540	- 460	180	-	60	300	-
3	Rossignol	130	- 870	90	-	40	-	-
4	Fischer	120	- 880	-	-	120	-	-
5	Nordica	80	- 920	-	-	40	40	-
6	Salomon	50	- 950	50	-	-	-	-
6	Voelkl	50	- 950	-	-	50	-	-



AFTER 2nd MEN'S SUPER-G
MANUFACTURERS STANDINGS OVERALL

Number of Manufacturers: 9

Rk	Manuf.	Overall			DH Points			SL Points			GS Points			SG Points			SC Points		
		M+W	M	W	M+W	M	W	M+W	M	W	M+W	M	W	M+W	M	W	M+W	M	W
1	Head	1395	1000	395	635	435	200	45	-	45	295	145	150	420	420	-	-	-	-
2	Atomic	920	540	380	180	180	-	240	-	240	200	60	140	300	300	-	-	-	-
3	Rossignol	665	130	535	90	90	-	235	-	235	340	40	300	-	-	-	-	-	-
4	Voelkl	250	50	200	80	-	80	-	-	-	170	50	120	-	-	-	-	-	-
5	Fischer	230	120	110	-	-	-	110	-	110	120	120	-	-	-	-	-	-	-
6	Salomon	220	50	170	100	50	50	120	-	120	-	-	-	-	-	-	-	-	-
7	Stoeckli	85	-	85	45	-	45	-	-	-	40	-	40	-	-	-	-	-	-
8	Nordica	80	80	-	-	-	-	-	-	-	40	40	-	40	40	-	-	-	-
9	Dynastar	40	-	40	40	-	40	-	-	-	-	-	-	-	-	-	-	-	-