

AUDI FIS SKI WORLD CUP 2015/16
Jasna (SVK)



10th LADIES' SLALOM
ALPHABETICAL LIST OF COMPETITORS

Number of Competitors: 60, Number of NSA: 18

NSA	FIS Code	Name	FIS Points (18th of February 2016 - List 9)						
			DH	SL	GS	SG	SC		
AUT (10)	55898	BREM Eva-Maria	287.24 (970)	9.07 (52)	0.00 (1)	170.37 (1442)	80.13 (244)		
	56143	GRUENWALD Julia	723.65 (1175)	5.99 (29)	19.48 (185)	354.78 (1970)	393.06 (1062)		
	56174	HAASER Ricarda	545.63 (1117)	9.56 (56)	6.00 (31)	32.92 (166)	24.56 (51)		
	55759	KIRCHGASSER Michaela	18.96 (53)	4.64 (12)	4.67 (13)	36.53 (183)	0.30 (3)		
	56333	MAIR Chiara	-	14.51 (98)	12.19 (86)	70.06 (507)	-		
	56282	RESCH Stephanie	-	14.38 (96)	10.98 (76)	73.59 (544)	116.63 (444)		
	56032	SCHILD Bernadette	847.58 (1194)	5.34 (17)	17.95 (153)	458.78 (2032)	305.18 (974)		
	55977	THALMANN Carmen	533.87 (1113)	4.31 (10)	5.99 (30)	268.38 (1823)	167.88 (658)		
	56315	TRUPPE Katharina	-	5.70 (22)	12.55 (93)	136.71 (1197)	459.48 (1116)		
	56126	ZELLER Lisa-Maria	73.85 (222)	7.51 (48)	14.86 (116)	53.28 (317)	88.71 (301)		
BLR (1)	665009	SHKANOVA Maria	126.26 (523)	21.71 (173)	23.71 (250)	58.77 (373)	85.63 (286)		
CAN (4)	107387	CRAWFORD Candace	132.17 (558)	12.48 (72)	6.29 (40)	11.96 (41)	40.15 (84)		
	105269	GAGNON Marie-Michele	55.33 (166)	4.32 (11)	5.62 (25)	29.90 (143)	5.04 (17)		
	106961	MIELZYNSKI Erin	89.66 (302)	5.05 (14)	18.76 (170)	28.70 (137)	48.77 (118)		
	107427	ST-GERMAIN Laurence	146.22 (629)	7.45 (46)	25.07 (280)	62.11 (414)	79.29 (241)		
CRO (1)	385096	POPOVIC Leona	87.67 (290)	14.19 (90)	15.66 (129)	28.39 (132)	50.68 (126)		
CZE (2)	155728	DUBOVSKA Martina	-	11.36 (65)	10.96 (74)	244.98 (1767)	254.34 (885)		
	155415	STRACHOVA Sarka	62.48 (182)	1.52 (2)	19.88 (189)	46.55 (259)	16.40 (38)		
FRA (5)	196725	BARIOZ Taina	129.38 (542)	8.00 (50)	5.32 (20)	135.54 (1186)	144.03 (578)		
	196726	BARTHET Anne-Sophie	52.94 (156)	5.39 (18)	9.92 (67)	19.90 (92)	45.24 (105)		
	197319	BAUD MUGNIER Adeline	147.14 (635)	17.32 (121)	5.59 (23)	62.10 (413)	40.16 (85)		
	196803	MOUGEL Laurie	904.89 (1203)	7.61 (49)	26.34 (301)	146.96 (1277)	343.29 (1020)		
	196806	NOENS Nastasia	138.95 (594)	3.31 (7)	21.56 (218)	77.10 (583)	60.87 (169)		
GBR (1)	225518	GUEST Charlotte	457.73 (1077)	13.75 (84)	20.51 (199)	102.25 (864)	101.22 (367)		
GER (5)	206355	DUERR Lena	134.60 (573)	5.72 (23)	9.00 (54)	28.01 (131)	16.18 (37)		
	206279	GEIGER Christina	196.02 (805)	5.76 (25)	39.58 (568)	215.42 (1656)	200.28 (758)		
	206408	WEINBUCHNER Susanne	277.65 (959)	13.26 (78)	14.89 (117)	22.37 (106)	31.40 (64)		
	206487	WIESLER Maren	171.48 (727)	5.99 (29)	20.29 (195)	278.18 (1844)	331.77 (1009)		
	205239	WIRTH Barbara	652.05 (1151)	14.47 (97)	14.96 (118)	282.02 (1853)	264.65 (908)		



10th LADIES' SLALOM
ALPHABETICAL LIST OF COMPETITORS

Number of Competitors: 60, Number of NSA: 18

NSA	FIS Code	Name	FIS Points (18th of February 2016 - List 9)						
			DH	SL	GS	SG	SC		
ITA (6)	298124	AGNELLI Nicole	284.31 (966)	14.20 (91)	10.89 (72)	110.42 (954)	170.87 (666)		
	299276	BASSINO Marta	28.07 (80)	32.49 (333)	5.23 (18)	28.59 (135)	38.25 (77)		
	297601	BRIGNONE Federica	35.30 (109)	19.51 (141)	2.03 (3)	5.23 (15)	22.22 (42)		
	296354	COSTAZZA Chiara	494.72 (1099)	5.73 (24)	29.99 (379)	578.84 (2075)	325.43 (1002)		
	296509	CURTONI Irene	943.80 (1206)	5.45 (19)	5.26 (19)	834.87 (2121)	795.66 (1223)		
	296259	MOELGG Manuela	640.11 (1147)	5.80 (26)	4.64 (12)	875.88 (2130)	999.00 (1261)		
JPN (1)	306249	HASEGAWA Emi	999.00 (1211)	6.00 (31)	6.00 (31)	127.50 (1120)	177.66 (686)		
NOR (2)	425771	LOESETH Nina	999.00 (1211)	3.30 (6)	3.29 (6)	162.53 (1390)	150.11 (603)		
	425981	SKJOELD Maren	40.40 (126)	6.51 (39)	17.06 (144)	17.94 (71)	22.30 (43)		
POL (1)	435334	GASIENICA-DANIEL Maryna	83.92 (270)	37.91 (427)	17.52 (146)	46.00 (254)	60.59 (167)		
RUS (1)	485637	ALOPINA Ksenia	846.36 (1193)	10.62 (61)	30.15 (381)	233.36 (1727)	437.75 (1100)		
SLO (3)	565401	BUCIK Ana	45.30 (136)	6.00 (31)	20.92 (209)	32.69 (164)	5.34 (21)		
	565320	FERK Marusa	21.54 (60)	6.72 (40)	19.26 (180)	18.68 (77)	3.59 (9)		
	565331	LAVTAR Katarina	202.56 (821)	7.16 (43)	6.00 (31)	43.56 (232)	65.88 (191)		
SUI (5)	516334	CHABLE Charlotte	202.64 (822)	5.98 (28)	15.86 (130)	138.32 (1211)	234.84 (832)		
	515997	FEIERABEND Denise	26.59 (73)	7.00 (41)	18.70 (168)	18.30 (73)	5.84 (28)		
	516284	GISIN Michelle	47.87 (142)	4.87 (13)	14.78 (114)	18.71 (78)	5.64 (25)		
	516138	GUT Lara	3.03 (4)	88.37 (1615)	2.03 (3)	2.48 (2)	0.05 (2)		
	516280	HOLDENER Wendy	38.22 (115)	2.84 (5)	6.69 (45)	36.61 (184)	4.49 (13)		
SVK (3)	705394	KANTOROVA Barbara	84.10 (272)	15.69 (111)	25.07 (280)	45.46 (251)	54.44 (141)		
	705287	VELEZ ZUZULOVA Veronika	569.06 (1129)	1.54 (3)	16.29 (135)	344.58 (1956)	70.92 (203)		
	705423	VLHOVA Petra	-	3.39 (8)	15.30 (123)	46.81 (263)	81.30 (254)		
SWE (5)	506555	BLOMQVIST Lisa	49.93 (147)	9.56 (56)	9.35 (58)	29.93 (144)	32.92 (65)		
	505679	HANSDOTTER Frida	687.60 (1158)	0.00 (1)	4.46 (10)	433.62 (2017)	304.07 (972)		
	505760	PIETILAE-HOLMNER Maria	227.60 (880)	4.30 (9)	4.35 (9)	169.16 (1437)	156.92 (630)		
	506146	SWENN-LARSSON Anna	999.00 (1211)	5.17 (16)	19.04 (174)	222.71 (1688)	242.94 (855)		
	506341	WIKSTROEM Emelie	183.65 (768)	5.58 (20)	15.97 (132)	95.18 (778)	251.85 (876)		
USA (4)	539927	LAPANJA Lila	440.45 (1070)	7.32 (45)	19.93 (190)	44.45 (237)	45.91 (109)		
	539909	MOLTZAN Paula	560.93 (1124)	6.00 (31)	14.65 (112)	28.65 (136)	50.94 (128)		
	6535237	SHIFFRIN Mikaela	34.31 (108)	2.14 (4)	4.70 (14)	28.52 (134)	258.48 (894)		
	537772	STIEGLER Resi	259.01 (935)	5.07 (15)	6.73 (46)	264.87 (1810)	49.22 (121)		

LEGEND	DH Downhill	SL Slalom	GS Giant Slalom	SG Super-G	SC Alpine Combined
---------------	--------------------	------------------	------------------------	-------------------	---------------------------

06-03-2016 / Jasna (SVK) / 5180

Page 2/2

Data Processing by LONGINES


www.fis-ski.com

LONGINES Timing

Generation Date: SAT 5 MAR 2016

Time: 17:00

Document: 32E 1.0



AUDI FIS SKI WORLD CUP 2015/16 Jasna (SVK)



10th LADIES' SLALOM DRAW LIST BY POINTS

SUN 6 MAR 2016

Number of Competitors: 60, Number of NSA: 18 Ranked 100 in the FIS List: PAULATHOVA K. FIS Pts: 14.92

No.	FIS Code	Name	NSA	WCSL-SL	WCSL-O	FIS-SL
1	505679	HANSDOTTER Frida	SWE	675 (1)	860 (5)	0.00 (1)
2	155415	STRACHOVA Sarka	CZE	519 (2)	519 (13)	1.52 (2)
3	705287	VELEZ ZUZULOVA Veronika	SVK	517 (3)	517 (14)	1.54 (3)
4	6535237	SHIFFRIN Mikaela	USA	456 (4)	672 (9)	2.14 (4)
5	516280	HOLDENER Wendy	SUI	384 (5)	553 (12)	2.84 (5)
6	425771	LOESETH Nina	NOR	337 (6)	615 (10)	3.30 (6)
7	196806	NOENS Nastasia	FRA	336 (7)	336 (30)	3.31 (7)
8	705423	VLHOVA Petra	SVK	327 (8)	345 (29)	3.39 (8)
9	505760	PIETILAE-HOLMNER Maria	SWE	234 (9)	428 (21)	4.30 (9)
10	55977	THALMANN Carmen	AUT	233 (10)	297 (31)	4.31 (10)
11	105269	GAGNON Marie-Michele	CAN	232 (11)	462 (20)	4.32 (11)
12	55759	KIRCHGASSER Michaela	AUT	199 (12)	487 (16)	4.64 (12)
13	516284	GISIN Michelle	SUI	176 (13)	201 (47)	4.87 (13)
14	106961	MIELZYNSKI Erin	CAN	157 (14)	157 (55)	5.05 (14)
15	537772	STIEGLER Resi	USA	155 (15)	155 (56)	5.07 (15)
16	506146	SWENN-LARSSON Anna	SWE	145 (16)	145 (57)	5.17 (16)
17	56032	SCHILD Bernadette	AUT	128 (17)	128 (61)	5.34 (17)
18	196726	BARTHET Anne-Sophie	FRA	123 (18)	236 (40)	5.39 (18)
19	296509	CURTONI Irene	ITA	116 (19)	238 (39)	5.45 (19)
20	506341	WIKSTROEM Emelie	SWE	103 (20)	103 (68)	5.58 (20)
21	56315	TRUPPE Katharina	AUT	91 (22)	118 (64)	5.70 (21)
22	206355	DUERR Lena	GER	89 (23)	102 (69)	5.72 (22)
23	296354	COSTAZZA Chiara	ITA	88 (24)	88 (71)	5.73 (23)
24	206279	GEIGER Christina	GER	85 (25)	85 (73)	5.76 (24)
25	296259	MOELGG Manuela	ITA	80 (26)	251 (36)	5.80 (25)
26	516334	CHABLE Charlotte	SUI	62 (28)	62 (81)	5.98 (26)
27	56143	GRUENWALD Julia	AUT	61 (29)	61 (82)	5.99 (27)
28	206487	WIESLER Maren	GER	61 (29)	61 (82)	5.99 (28)
29	565401	BUCIK Ana	SLO	58 (31)	78 (76)	6.00 (30)
30	515997	FEIERABEND Denise	SUI	58 (31)	122 (63)	7.00 (34)
31	+500 55898	BREM Eva-Maria	AUT	53 (33)	592 (11)	9.07 (41)
32	+500 297601	BRIGNONE Federica	ITA	19 (43)	704 (7)	> 19.51 (56)
33	+500 516138	GUT Lara	SUI	-	1343 (2)	> 88.37 (60)
34	306249	HASEGAWA Emi	JPN	17 (44)	43 (89)	6.00 (29)
35	539909	MOLTZAN Paula	USA	6 (57)	6 (134)	6.00 (31)
36	425981	SKJOELD Maren	NOR	7 (55)	21 (104)	6.51 (32)
37	565320	FERK Marusa	SLO	36 (41)	117 (65)	6.72 (33)

06-03-2016 / Jasna (SVK) / 5180

Page 1/2

Data Processing by LONGINES

www.fis-ski.com

LONGINES Timing

Generation Date: SAT 5 MAR 2016

Time: 19:26


Document: 45A 1.0



Number of Competitors: 60, Number of NSA: 18 Ranked 100 in the FIS List: PAULATHOVA K. FIS Pts: 14.92

No.	FIS Code	Name	NSA	WCSL-SL	WCSL-O	FIS-SL
38	565331	LAVTAR Katarina	SLO	8 (51)	38 (91)	7.16 (35)
39	539927	LAPANJA Lila	USA	8 (51)	8 (123)	7.32 (36)
40	107427	ST-GERMAIN Laurence	CAN	-	-	7.45 (37)
41	56126	ZELLER Lisa-Maria	AUT	15 (47)	15 (110)	7.51 (38)
42	196803	MOUGEL Laurie	FRA	37 (39)	37 (94)	7.61 (39)
43	196725	BARIOZ Taina	FRA	28 (42)	145 (57)	8.00 (40)
44	56174	HAASER Ricarda	AUT	-	31 (97)	9.56 (42)
45	506555	BLOMQVIST Lisa	SWE	-	-	9.56 (43)
46	485637	ALOPINA Ksenia	RUS	8 (51)	8 (123)	10.62 (44)
47	155728	DUBOVSKA Martina	CZE	7 (55)	7 (130)	11.36 (45)
48	107387	CRAWFORD Candace	CAN	1 (66)	39 (90)	12.48 (46)
49	206408	WEINBUCHNER Susanne	GER	2 (62)	2 (149)	13.26 (47)
50	225518	GUEST Charlotte	GBR	-	-	13.75 (48)
51	385096	POPOVIC Leona	CRO	-	-	14.19 (49)
52	298124	AGNELLI Nicole	ITA	-	6 (134)	14.20 (50)
53	56282	RESCH Stephanie	AUT	-	-	14.38 (51)
54	205239	WIRTH Barbara	GER	8 (51)	8 (123)	14.47 (52)
55	56333	MAIR Chiara	AUT	-	-	14.51 (53)
56	705394	KANTOROVA Barbara	SVK	-	-	> 15.69 (54)
57	197319	BAUD MUGNIER Adeline	FRA	40 (36)	136 (59)	> 17.32 (55)
58	665009	SHKANOVA Maria	BLR	-	-	> 21.71 (57)
59	299276	BASSINO Marta	ITA	-	130 (60)	> 32.49 (58)
60	435334	GASIENICA-DANIEL Maryna	POL	-	-	> 37.91 (59)

LEGEND			
+500	More than 500 points on WCSL-O after 15th place or after 30th place	FIS-SL	FIS points for Slalom
WCSL-SL	World Cup Start List points for Slalom	No.	Control Number
WCSL-O	Overall WCSL points		



AUDI FIS SKI WORLD CUP 2015/16 Jasna (SVK)



10th LADIES' SLALOM 1st RUN START LIST

SUN 6 MAR 2016
Start Time: 10:30

Jury

TD FIS	T. GURZELER	SUI
Referee	A. SKAARDAL	FIS
Assistant Referee	M. MAYR	FIS
Chief of Race	J. PALOVICOVA	SVK

Technical Data

Course Name	Lukova 2
Start Altitude	1450 m
Finish Altitude	1250 m
Vertical Drop	200 m
Homologation Number	11664/02/15

Race Information 1st Run

Course Setter	R. PFEIFER	CAN
Number of Gates	64	
Turning Gates	63	
Start Time	10:30	
Forerunners	A - V. SIRAN	SVK
	B - P. HROMCOVA	SVK
	C - S. MORAVCIKOVA	SVK

Race Information 2nd Run

Course Setter	J. ZÖCHLING	AUT
Number of Gates		
Turning Gates		
Start Time	13:30	
Forerunners	A - V. SIRAN	SVK
	B - P. HROMCOVA	SVK
	C - S. MORAVCIKOVA	SVK

Number of Competitors: 60, Number of NSA: 18

Bib	FIS Code	Name	Year of Birth	NSA	Time	Ski
1	516280	HOLDENER Wendy	1993	SUI		Head
2	6535237	SHIFFRIN Mikaela	1995	USA		Atomic
3	155415	STRACHOVA Sarka	1985	CZE		Fischer
4	505679	HANSDOTTER Frida	1985	SWE		Rossignol
5	425771	LOESETH Nina	1989	NOR		Voelkl
6	196806	NOENS Nastasia	1988	FRA		Salomon
7	705287	VELEZ ZUZULOVA Veronika	1984	SVK		Salomon
8	105269	GAGNON Marie-Michele	1989	CAN		Rossignol
9	55759	KIRCHGASSER Michaela	1985	AUT		Atomic
10	55977	THALMANN Carmen	1989	AUT		Head
11	505760	PIETILAE-HOLMNER Maria	1986	SWE		Rossignol
12	106961	MIELZYNSKI Erin	1990	CAN		Rossignol
13	516284	GISIN Michelle	1993	SUI		Rossignol
14	705423	VLHOVA Petra	1995	SVK		Rossignol
15	537772	STIEGLER Resi	1985	USA		Rossignol
16	506146	SWENN-LARSSON Anna	1991	SWE		Head
17	56032	SCHILD Bernadette	1990	AUT		Rossignol
18	196726	BARTHET Anne-Sophie	1988	FRA		Head
19	296509	CURTONI Irene	1985	ITA		Rossignol
20	506341	WIKSTROEM Emelie	1992	SWE		Voelkl
21	56315	TRUPPE Katharina	1996	AUT		Fischer
22	206355	DUERR Lena	1991	GER		Voelkl

06-03-2016 / Jasna (SVK) / 5180

Page 1/2

Data Processing by LONGINES

www.fis-ski.com

LONGINES Timing

Generation Date: SAT 5 MAR 2016


Time: 19:28

Document: 51A 1.0



Number of Competitors: 60, Number of NSA: 18

Bib	FIS Code	Name	Year of Birth	NSA	Time	Ski
23	296354	COSTAZZA Chiara	1984	ITA	_____	Rossignol
24	206279	GEIGER Christina	1990	GER	_____	Rossignol
25	296259	MOELGG Manuela	1983	ITA	_____	Rossignol
26	516334	CHABLE Charlotte	1994	SUI	_____	Fischer
27	206487	WIESLER Maren	1993	GER	_____	Fischer
28	56143	GRUENWALD Julia	1991	AUT	_____	Atomic
29	565401	BUCIK Ana	1993	SLO	_____	Stoeckli
30	515997	FEIERABEND Denise	1989	SUI	_____	Head
31	55898	BREM Eva-Maria	1988	AUT	_____	Voelkl
32	297601	BRIGNONE Federica	1990	ITA	_____	Rossignol
33	516138	GUT Lara	1991	SUI	_____	Head
34	306249	HASEGAWA Emi	1986	JPN	_____	Rossignol
35	539909	MOLTZAN Paula	1994	USA	_____	Rossignol
36	425981	SKJOELD Maren	1993	NOR	_____	Voelkl
37	565320	FERK Marusa	1988	SLO	_____	Stoeckli
38	565331	LAVTAR Katarina	1988	SLO	_____	Voelkl
39	539927	LAPANJA Lila	1994	USA	_____	Fischer
40	107427	ST-GERMAIN Laurence	1994	CAN	_____	Rossignol
41	56126	ZELLER Lisa-Maria	1992	AUT	_____	Fischer
42	196803	MOUGEL Laurie	1988	FRA	_____	Salomon
43	196725	BARIOZ Taina	1988	FRA	_____	Head
44	506555	BLOMQVIST Lisa	1994	SWE	_____	Voelkl
45	56174	HAASER Ricarda	1993	AUT	_____	Fischer
46	485637	ALOPINA Ksenia	1992	RUS	_____	Rossignol
47	155728	DUBOVSKA Martina	1992	CZE	_____	Voelkl
48	107387	CRAWFORD Candace	1994	CAN	_____	Head
49	206408	WEINBUCHNER Susanne	1991	GER	_____	Head
50	225518	GUEST Charlotte	1993	GBR	_____	Head
51	385096	POPOVIC Leona	1997	CRO	_____	Fischer
52	298124	AGNELLI Nicole	1992	ITA	_____	Elan
53	56282	RESCH Stephanie	1995	AUT	_____	Rossignol
54	205239	WIRTH Barbara	1989	GER	_____	Voelkl
55	56333	MAIR Chiara	1996	AUT	_____	Atomic
56	705394	KANTOROVA Barbara	1992	SVK	_____	Stoeckli
57	197319	BAUD MUGNIER Adeline	1992	FRA	_____	Rossignol
58	665009	SHKANOVA Maria	1989	BLR	_____	Stoeckli
59	299276	BASSINO Marta	1996	ITA	_____	Salomon
60	435334	GASIENICA-DANIEL Maryna	1994	POL	_____	



AUDI FIS SKI WORLD CUP 2015/16 Jasna (SVK)



10th LADIES' SLALOM 1st RUN OFFICIAL RESULTS

SUN 6 MAR 2016
Start Time: 10:30

Jury

TD FIS	T. GURZELER	SUI
Referee	A. SKAARDAL	FIS
Assistant Referee	M. MAYR	FIS
Chief of Race	J. PALOVICOVA	SVK

Technical Data

Course Name	Lukova 2
Start Altitude	1450 m
Finish Altitude	1250 m
Vertical Drop	200 m
Homologation Number	11664/02/15

Race Information 1st Run

Course Setter	R. PFEIFER	CAN
Number of Gates	64	
Turning Gates	63	
Start Time	10:30	
Forerunners	A - V. SIRAN	SVK
	B - P. HROMCOVA	SVK
	C - S. MORAVCIKOVA	SVK

Race Information 2nd Run

Course Setter	J. ZÖCHLING	AUT
Number of Gates		
Turning Gates		
Start Time	13:30	
Forerunners	A - V. SIRAN	SVK
	B - P. HROMCOVA	SVK
	C - S. MORAVCIKOVA	SVK

Number of Competitors: 60, Number of NSA: 18

Rank	Bib	FIS Code	Name	Year of Birth	NSA	Time	Diff.	Ski
1	2	6535237	SHIFFRIN Mikaela	1995	USA	58.04		Atomic
2	7	705287	VELEZ ZUZULOVA Veronika	1984	SVK	59.71	1.67	Salomon
3	14	705423	VLHOVA Petra	1995	SVK	59.92	1.88	Rossignol
3	1	516280	HOLDENER Wendy	1993	SUI	59.92	1.88	Head
5	5	425771	LOESETH Nina	1989	NOR	1:00.06	2.02	Voelkl
6	8	105269	GAGNON Marie-Michele	1989	CAN	1:00.10	2.06	Rossignol
7	6	196806	NOENS Nastasia	1988	FRA	1:00.18	2.14	Salomon
8	3	155415	STRACHOVA Sarka	1985	CZE	1:00.30	2.26	Fischer
9	10	55977	THALMANN Carmen	1989	AUT	1:00.46	2.42	Head
10	16	506146	SWENN-LARSSON Anna	1991	SWE	1:00.51	2.47	Head
11	11	505760	PIETILAE-HOLMNER Maria	1986	SWE	1:00.63	2.59	Rossignol
12	9	55759	KIRCHGASSER Michaela	1985	AUT	1:00.64	2.60	Atomic
13	4	505679	HANSDOTTER Frida	1985	SWE	1:01.14	3.10	Rossignol
14	23	296354	COSTAZZA Chiara	1984	ITA	1:01.27	3.23	Rossignol
15	17	56032	SCHILD Bernadette	1990	AUT	1:01.51	3.47	Rossignol
16	22	206355	DUERR Lena	1991	GER	1:01.70	3.66	Voelkl
17	19	296509	CURTONI Irene	1985	ITA	1:01.71	3.67	Rossignol
18	36	425981	SKJOELD Maren	1993	NOR	1:02.05	4.01	Voelkl
19	32	297601	BRIGNONE Federica	1990	ITA	1:02.18	4.14	Rossignol
20	37	565320	FERK Marusa	1988	SLO	1:02.35	4.31	Stoekli
21	34	306249	HASEGAWA Emi	1986	JPN	1:02.37	4.33	Rossignol
22	26	516334	CHABLE Charlotte	1994	SUI	1:02.60	4.56	Fischer

06-03-2016 / Jasna (SVK) / 5180

Page 1/2

Data Processing by LONGINES

www.fis-ski.com

LONGINES Timing

Generation Date: SUN 6 MAR 2016

Time: 12:03

Document: 73B 1.0



Number of Competitors: 60, Number of NSA: 18

Rank	Bib	FIS Code	Name	Year of Birth	NSA	Time	Diff.	Ski
22	18	196726	BARTHET Anne-Sophie	1988	FRA	1:02.60	4.56	Head
24	31	55898	BREM Eva-Maria	1988	AUT	1:02.69	4.65	Voelkl
25	24	206279	GEIGER Christina	1990	GER	1:02.74	4.70	Rossignol
26	20	506341	WIKSTROEM Emelie	1992	SWE	1:02.77	4.73	Voelkl
27	28	56143	GRUENWALD Julia	1991	AUT	1:02.83	4.79	Atomic
28	15	537772	STIEGLER Resi	1985	USA	1:02.86	4.82	Rossignol
29	30	515997	FEIERABEND Denise	1989	SUI	1:02.88	4.84	Head
30	47	155728	DUBOVSKA Martina	1992	CZE	1:03.00	4.96	Voelkl
31	57	197319	BAUD MUGNIER Adeline	1992	FRA	1:03.04	5.00	Rossignol
32	44	506555	BLOMQVIST Lisa	1994	SWE	1:03.10	5.06	Voelkl
33	12	106961	MIELZYNSKI Erin	1990	CAN	1:03.30	5.26	Rossignol
34	45	56174	HAASER Ricarda	1993	AUT	1:03.52	5.48	Fischer
35	59	299276	BASSINO Marta	1996	ITA	1:03.56	5.52	Salomon
36	50	225518	GUEST Charlotte	1993	GBR	1:03.63	5.59	Head
37	46	485637	ALOPINA Ksenia	1992	RUS	1:04.10	6.06	Rossignol
38	43	196725	BARIOZ Taina	1988	FRA	1:04.29	6.25	Head
39	51	385096	POPOVIC Leona	1997	CRO	1:05.00	6.96	Fischer
40	52	298124	AGNELLI Nicole	1992	ITA	1:05.13	7.09	Elan

DID NOT START 1st RUN: 1 competitor

42	196803	MOUGEL Laurie	1988	FRA				Salomon
----	--------	---------------	------	-----	--	--	--	---------

DID NOT FINISH 1st RUN: 18 competitors

13	516284	GISIN Michelle	1993	SUI				Rossignol
21	56315	TRUPPE Katharina	1996	AUT				Fischer
25	296259	MOELGG Manuela	1983	ITA				Rossignol
27	206487	WIESLER Maren	1993	GER				Fischer
29	565401	BUCIK Ana	1993	SLO				Stoekli
33	516138	GUT Lara	1991	SUI				Head
35	539909	MOLTZAN Paula	1994	USA				Rossignol
38	565331	LAVTAR Katarina	1988	SLO				Voelkl
39	539927	LAPANJA Lila	1994	USA				Fischer
40	107427	ST-GERMAIN Laurence	1994	CAN				Rossignol
41	56126	ZELLER Lisa-Maria	1992	AUT				Fischer
48	107387	CRAWFORD Candace	1994	CAN				Head
49	206408	WEINBUCHNER Susanne	1991	GER				Head
53	56282	RESCH Stephanie	1995	AUT				Rossignol
55	56333	MAIR Chiara	1996	AUT				Atomic
56	705394	KANTOROVA Barbara	1992	SVK				Stoekli
58	665009	SHKANOVA Maria	1989	BLR				Stoekli
60	435334	GASIENICA-DANIEL Maryna	1994	POL				

DISQUALIFIED 1st RUN: 1 competitor

54	205239	WIRTH Barbara	1989	GER	Gate 7	Rule 629.3		Voelkl
----	--------	---------------	------	-----	--------	------------	--	--------

Reason for disqualification:

629.3 Does not pass through the gate correctly

06-03-2016 / Jasna (SVK) / 5180

Page 2/2

Data Processing by LONGINES


www.fis-ski.com

LONGINES Timing

Generation Date: SUN 6 MAR 2016

Time: 12:03

Document: 73B 1.0



AUDI FIS SKI WORLD CUP 2015/16 Jasna (SVK)



10th LADIES' SLALOM 2nd RUN START LIST

SUN 6 MAR 2016
Start Time: 13:30

Race Information 2nd Run

Course Setter J. ZÖCHLING AUT
Number of Gates
Turning Gates
Start Time 13:30

Technical Data


Course Name Lukova 2
Start Altitude 1450 m
Finish Altitude 1250 m
Vertical Drop 200 m
Homologation Number 11664/02/15

Forerunners A - V. SIRAN (SVK) B - P. HROMCOVA (SVK) C - S. MORAVCIKOVA (SVK)

Number of Competitors: 30, Number of NSA: 13

Start Order	Bib	FIS Code	Name	Year of Birth	NSA	1st Run	Diff.	Rank	2nd Run	Total	Ski
1	47	155728	DUBOVSKA Martina	1992	CZE	1:03.00	4.96	30			Voelkl
2	30	515997	FEIERABEND Denise	1989	SUI	1:02.88	4.84	29			Head
3	15	537772	STIEGLER Resi	1985	USA	1:02.86	4.82	28			Rossignol
4	28	56143	GRUENWALD Julia	1991	AUT	1:02.83	4.79	27			Atomic
5	20	506341	WIKSTROEM Emelie	1992	SWE	1:02.77	4.73	26			Voelkl
6	24	206279	GEIGER Christina	1990	GER	1:02.74	4.70	25			Rossignol
7	31	55898	BREM Eva-Maria	1988	AUT	1:02.69	4.65	24			Voelkl
8	18	196726	BARTHET Anne-Sophie	1988	FRA	1:02.60	4.56	22			Head
9	26	516334	CHABLE Charlotte	1994	SUI	1:02.60	4.56	22			Fischer
10	34	306249	HASEGAWA Emi	1986	JPN	1:02.37	4.33	21			Rossignol
11	37	565320	FERK Marusa	1988	SLO	1:02.35	4.31	20			Stoekli
12	32	297601	BRIGNONE Federica	1990	ITA	1:02.18	4.14	19			Rossignol
13	36	425981	SKJOELD Maren	1993	NOR	1:02.05	4.01	18			Voelkl
14	19	296509	CURTONI Irene	1985	ITA	1:01.71	3.67	17			Rossignol
15	22	206355	DUERR Lena	1991	GER	1:01.70	3.66	16			Voelkl
16	17	56032	SCHILD Bernadette	1990	AUT	1:01.51	3.47	15			Rossignol
17	23	296354	COSTAZZA Chiara	1984	ITA	1:01.27	3.23	14			Rossignol
18	4	505679	HANSDOTTER Frida	1985	SWE	1:01.14	3.10	13			Rossignol
19	9	55759	KIRCHGASSER Michaela	1985	AUT	1:00.64	2.60	12			Atomic
20	11	505760	PIETILAE-HOLMNER M.	1986	SWE	1:00.63	2.59	11			Rossignol
21	16	506146	SWENN-LARSSON Anna	1991	SWE	1:00.51	2.47	10			Head
22	10	55977	THALMANN Carmen	1989	AUT	1:00.46	2.42	9			Head
23	3	155415	STRACHOVA Sarka	1985	CZE	1:00.30	2.26	8			Fischer
24	6	196806	NOENS Nastasia	1988	FRA	1:00.18	2.14	7			Salomon
25	8	105269	GAGNON Marie-Michele	1989	CAN	1:00.10	2.06	6			Rossignol
26	5	425771	LOESETH Nina	1989	NOR	1:00.06	2.02	5			Voelkl
27	1	516280	HOLDENER Wendy	1993	SUI	59.92	1.88	3			Head
28	14	705423	VLHOVA Petra	1995	SVK	59.92	1.88	3			Rossignol
29	7	705287	VELEZ ZUZULOVA V.	1984	SVK	59.71	1.67	2			Salomon
30	2	6535237	SHIFFRIN Mikaela	1995	USA	58.04	0.00	1			Atomic





AUDI FIS SKI WORLD CUP 2015/16 Jasna (SVK)



10th LADIES' SLALOM 2nd RUN OFFICIAL RESULTS

SUN 6 MAR 2016
Start Time: 13:30

Jury

TD FIS	T. GURZELER	SUI
Referee	A. SKAARDAL	FIS
Assistant Referee	M. MAYR	FIS
Chief of Race	J. PALOVICOVA	SVK

Technical Data

Course Name	Lukova 2
Start Altitude	1450 m
Finish Altitude	1250 m
Vertical Drop	200 m
Homologation Number	11664/02/15

Race Information 1st Run

Course Setter	R. PFEIFER	CAN
Number of Gates	64	
Turning Gates	63	
Start Time	10:30	
Forerunners	A - V. SIRAN	SVK
	B - P. HROMCOVA	SVK
	C - S. MORAVCIKOVA	SVK

Race Information 2nd Run

Course Setter	J. ZÖCHLING	AUT
Number of Gates	66	
Turning Gates	65	
Start Time	13:30	
Forerunners	A - V. SIRAN	SVK
	B - P. HROMCOVA	SVK
	C - S. MORAVCIKOVA	SVK

Number of Competitors: 60, Number of NSA: 18

F-factor: 720

Rank	Bib	FIS Code	Name	Year of Birth	NSA	1st Run	2nd Run	Total	Diff.	Race Points	Ski
1	2	6535237	SHIFFRIN Mikaela	1995	USA	58.04	57.56	1:55.60		0.00	Atomic
2	1	516280	HOLDENER Wendy	1993	SUI	59.92	58.04	1:57.96	2.36	14.70	Head
3	7	705287	VELEZ ZUZULOVA Veronika	1984	SVK	59.71	58.66	1:58.37	2.77	17.25	Salomon
4	9	55759	KIRCHGASSER Michaela	1985	AUT	1:00.64	58.07	1:58.71	3.11	19.37	Atomic
5	6	196806	NOENS Nastasia	1988	FRA	1:00.18	58.65	1:58.83	3.23	20.12	Salomon
6	8	105269	GAGNON Marie-Michele	1989	CAN	1:00.10	58.85	1:58.95	3.35	20.87	Rossignol
7	5	425771	LOESETH Nina	1989	NOR	1:00.06	58.90	1:58.96	3.36	20.93	Voelkl
8	3	155415	STRACHOVA Sarka	1985	CZE	1:00.30	58.77	1:59.07	3.47	21.61	Fischer
9	14	705423	VLHOVA Petra	1995	SVK	59.92	59.68	1:59.60	4.00	24.91	Rossignol
10	4	505679	HANSDOTTER Frida	1985	SWE	1:01.14	58.59	1:59.73	4.13	25.72	Rossignol
11	23	296354	COSTAZZA Chiara	1984	ITA	1:01.27	58.73	2:00.00	4.40	27.40	Rossignol
12	11	505760	PIETILAE-HOLMNER Maria	1986	SWE	1:00.63	59.44	2:00.07	4.47	27.84	Rossignol
13	17	56032	SCHILD Bernadette	1990	AUT	1:01.51	59.03	2:00.54	4.94	30.77	Rossignol
14	34	306249	HASEGAWA Emi	1986	JPN	1:02.37	58.32	2:00.69	5.09	31.70	Rossignol
15	19	296509	CURTONI Irene	1985	ITA	1:01.71	59.61	2:01.32	5.72	35.63	Rossignol
16	28	56143	GRUENWALD Julia	1991	AUT	1:02.83	58.53	2:01.36	5.76	35.88	Atomic
17	37	565320	FERK Marusa	1988	SLO	1:02.35	59.06	2:01.41	5.81	36.19	Stoeckli
18	36	425981	SKJOELD Maren	1993	NOR	1:02.05	59.39	2:01.44	5.84	36.37	Voelkl
19	32	297601	BRIGNONE Federica	1990	ITA	1:02.18	59.37	2:01.55	5.95	37.06	Rossignol
20	20	506341	WIKSTROEM Emelie	1992	SWE	1:02.77	58.79	2:01.56	5.96	37.12	Voelkl

#288

06-03-2016 / Jasna (SVK) / 5180

Page 1/3

Data Processing by LONGINES

www.fis-ski.com

LONGINES Timing

Generation Date: SUN 6 MAR 2016

Time: 14:27

Document: 73C 1.0



Number of Competitors: 60, Number of NSA: 18

F-factor: 720

Rank	Bib	FIS Code	Name	Year of Birth	NSA	1st Run	2nd Run	Total	Diff.	Race Points	Ski
21	30	515997	FEIERABEND Denise	1989	SUI	1:02.88	58.72	2:01.60	6.00	37.37	Head
22	18	196726	BARTHET Anne-Sophie	1988	FRA	1:02.60	59.08	2:01.68	6.08	37.87	Head
23	22	206355	DUERR Lena	1991	GER	1:01.70	1:00.09	2:01.79	6.19	38.55	Voelkl
24	15	537772	STIEGLER Resi	1985	USA	1:02.86	58.95	2:01.81	6.21	38.68	Rossignol
25	26	516334	CHABLE Charlotte	1994	SUI	1:02.60	59.23	2:01.83	6.23	38.80	Fischer
26	47	155728	DUBOVSKA Martina	1992	CZE	1:03.00	1:00.02	2:03.02	7.42	46.21	Voelkl
26	31	55898	BREM Eva-Maria	1988	AUT	1:02.69	1:00.33	2:03.02	7.42	46.21	Voelkl

DID NOT QUALIFY FOR 2nd RUN: 10 competitors

57	197319	BAUD MUGNIER Adeline	1992	FRA	1:03.04						Rossignol
44	506555	BLOMQVIST Lisa	1994	SWE	1:03.10						Voelkl
12	106961	MIELZYNSKI Erin	1990	CAN	1:03.30						Rossignol
45	56174	HAASER Ricarda	1993	AUT	1:03.52						Fischer
59	299276	BASSINO Marta	1996	ITA	1:03.56						Salomon
50	225518	GUEST Charlotte	1993	GBR	1:03.63						Head
46	485637	ALOPINA Ksenia	1992	RUS	1:04.10						Rossignol
43	196725	BARIOZ Taina	1988	FRA	1:04.29						Head
51	385096	POPOVIC Leona	1997	CRO	1:05.00						Fischer
52	298124	AGNELLI Nicole	1992	ITA	1:05.13						Elan

DID NOT START 1st RUN: 1 competitor

42	196803	MOUGEL Laurie	1988	FRA							Salomon
----	--------	----------------------	------	-----	--	--	--	--	--	--	---------

DID NOT FINISH 1st RUN: 18 competitors

13	516284	GISIN Michelle	1993	SUI							Rossignol
21	56315	TRUPPE Katharina	1996	AUT							Fischer
25	296259	MOELGG Manuela	1983	ITA							Rossignol
27	206487	WIESLER Maren	1993	GER							Fischer
29	565401	BUCIK Ana	1993	SLO							Stoeckli
33	516138	GUT Lara	1991	SUI							Head
35	539909	MOLTZAN Paula	1994	USA							Rossignol
38	565331	LAVTAR Katarina	1988	SLO							Voelkl
39	539927	LAPANJA Lila	1994	USA							Fischer
40	107427	ST-GERMAIN Laurence	1994	CAN							Rossignol
41	56126	ZELLER Lisa-Maria	1992	AUT							Fischer
48	107387	CRAWFORD Candace	1994	CAN							Head
49	206408	WEINBUCHNER Susanne	1991	GER							Head
53	56282	RESCH Stephanie	1995	AUT							Rossignol
55	56333	MAIR Chiara	1996	AUT							Atomic
56	705394	KANTOROVA Barbara	1992	SVK							Stoeckli
58	665009	SHKANOVA Maria	1989	BLR							Stoeckli
60	435334	GASIENICA-DANIEL Maryna	1994	POL							

DISQUALIFIED 1st RUN: 1 competitor

54	205239	WIRTH Barbara	1989	GER		Gate 7	Rule 629.3				Voelkl
----	--------	----------------------	------	-----	--	--------	------------	--	--	--	--------

DID NOT FINISH 2nd RUN: 3 competitors

10	55977	THALMANN Carmen	1989	AUT							Head
----	-------	------------------------	------	-----	--	--	--	--	--	--	------

#288 _____

Number of Competitors: 60, Number of NSA: 18

F-factor: 720


Rank	Bib	FIS Code	Name	Year of Birth	NSA	1st Run	2nd Run	Total	Diff.	Race Points	Ski
	16	506146	SWENN-LARSSON Anna	1991	SWE						Head
	24	206279	GEIGER Christina	1990	GER						Rossignol

Reason for disqualification:

629.3 Does not pass through the gate correctly

Technical Delegate:

T. GURZELER (SUI) #288



AUDI FIS SKI WORLD CUP 2015/16
Jasna (SVK)



10th LADIES' SLALOM
PENALTY CALCULATION

SUN 6 MAR 2016

Best 10 at Finish

Rank	Bib	FIS Code	Name	NSA	FIS Points	Best 5	Race Points
1	2	6535237	SHIFFRIN Mikaela	USA	2.14	2.14	0.00
2	1	516280	HOLDENER Wendy	SUI	2.84	2.84	14.70
3	7	705287	VELEZ ZUZULOVA Veronika	SVK	1.54	1.54	17.25
4	9	55759	KIRCHGASSER Michaela	AUT	4.64		
5	6	196806	NOENS Nastasia	FRA	3.31		
6	8	105269	GAGNON Marie-Michele	CAN	4.32		
7	5	425771	LOESETH Nina	NOR	3.30		
8	3	155415	STRACHOVA Sarka	CZE	1.52	1.52	21.61
9	14	705423	VLHOVA Petra	SVK	3.39		
10	4	505679	HANSDOTTER Frida	SWE	0.00	0.00	25.72


Best 5 FIS Points at Start

Rank	Bib	FIS Code	Name	NSA	FIS Points
10	4	505679	HANSDOTTER Frida	SWE	0.00
8	3	155415	STRACHOVA Sarka	CZE	1.52
3	7	705287	VELEZ ZUZULOVA Veronika	SVK	1.54
1	2	6535237	SHIFFRIN Mikaela	USA	2.14
2	1	516280	HOLDENER Wendy	SUI	2.84

TOTALS:		
FIS Points of Best 5 at Start (B)	8.04	
FIS Points of Best at Finish in Top 10 (A)		8.04
Race Points of Corresponding Competitors (C)		79.28
Calculated Penalty (A+B-C) : 10 =>	-6.320	
Rounded	-6.32	
Category Adder	0.00	
Correction Value (Z)	0.00	
Calculated Penalty	-6.32	
Penalty Applied	0.00	

Technical Delegate:
T. GURZELER (SUI) #288





AUDI FIS SKI WORLD CUP 2015/16 Jasna (SVK)



10th LADIES' SLALOM 2nd RUN PERFORMANCE ANALYSIS 1

SUN 6 MAR 2016

Number of Competitors: 27

Rank	Bib	Name Ski	NSA	Positions			Partials			Difference		
				Pos.	Time	Rank	Pos.	Time	Rank	Time		
1	2	SHIFFRIN Mikaela Atomic	USA	Run1:	Int1:	9.50	(2)	I1-I2:	24.35	(1)	0.13	
					Int2:	33.85	(1)		I2-Fin:	24.19	(1)	0.00
					Fin:	58.04	(1)					0.00
				Run2:	Int1:	9.02	(13)	I1-I2:	23.96	(1)	0.32	
					Int2:	32.98	(2)		I2-Fin:	24.58	(1)	0.24
					Fin:	57.56	(1)					0.00
Total:	Int1:	1:07.06	(1)				0.00					
	Int2:	1:31.02	(1)				0.00					
	Fin:	1:55.60	(1)				0.00					
2	1	HOLDENER Wendy Head	SUI	Run1:	Int1:	9.50	(2)	I1-I2:	25.09	(4)	0.13	
					Int2:	34.59	(3)		I2-Fin:	25.33	(3)	0.74
					Fin:	59.92	(3)					1.88
				Run2:	Int1:	8.96	(5)	I1-I2:	24.18	(5)	0.26	
					Int2:	33.14	(5)		I2-Fin:	24.90	(2)	0.40
					Fin:	58.04	(2)					0.48
Total:	Int1:	1:08.88	(3)				1.82					
	Int2:	1:33.06	(2)				2.04					
	Fin:	1:57.96	(2)				2.36					
3	7	VELEZ ZUZULOVA V. Salomon	SVK	Run1:	Int1:	9.37	(1)	I1-I2:	24.74	(2)	0.00	
					Int2:	34.11	(2)		I2-Fin:	25.60	(10)	0.26
					Fin:	59.71	(2)					1.67
				Run2:	Int1:	8.95	(4)	I1-I2:	24.68	(18)	0.25	
					Int2:	33.63	(13)		I2-Fin:	25.03	(4)	0.89
					Fin:	58.66	(8)					1.10
Total:	Int1:	1:08.66	(2)				1.60					
	Int2:	1:33.34	(3)				2.32					
	Fin:	1:58.37	(3)				2.77					
4	9	KIRCHGASSER Michaela Atomic	AUT	Run1:	Int1:	9.72	(12)	I1-I2:	25.51	(10)	0.35	
					Int2:	35.23	(11)		I2-Fin:	25.41	(6)	1.38
					Fin:	1:00.64	(10)					2.60
				Run2:	Int1:	8.70	(1)	I1-I2:	24.04	(2)	0.00	
					Int2:	32.74	(1)		I2-Fin:	25.33	(15)	0.00
					Fin:	58.07	(3)					0.51
Total:	Int1:	1:09.34	(8)				2.28					
	Int2:	1:33.38	(4)				2.36					
	Fin:	1:58.71	(4)				3.11					



Number of Competitors: 27

Rank	Bib	Name Ski	NSA	Positions			Partials			Difference		
				Pos.	Time	Rank	Pos.	Time	Rank	Time		
5	6	NOENS Nastasia Salomon	FRA	Run1:	Int1:	9.64	(7)	I1-I2:	25.12	(6)	0.27	
					Int2:	34.76	(6)		I2-Fin:	25.42	(7)	0.91
					Fin:	1:00.18	(7)					2.14
				Run2:	Int1:	8.96	(5)	I1-I2:	24.43	(10)	0.26	
					Int2:	33.39	(8)		I2-Fin:	25.26	(13)	0.65
					Fin:	58.65	(7)					1.09
				Total:	Int1:	1:09.14	(7)				2.08	
Int2:	1:33.57	(5)					2.55					
Fin:	1:58.83	(5)					3.23					
6	8	GAGNON Marie-Michele Rossignol	CAN	Run1:	Int1:	9.62	(6)	I1-I2:	25.10	(5)	0.25	
					Int2:	34.72	(5)		I2-Fin:	25.38	(5)	0.87
					Fin:	1:00.10	(6)					2.06
				Run2:	Int1:	8.91	(3)	I1-I2:	24.76	(21)	0.21	
					Int2:	33.67	(14)		I2-Fin:	25.18	(7)	0.93
					Fin:	58.85	(13)					1.29
				Total:	Int1:	1:09.01	(5)				1.95	
Int2:	1:33.77	(7)					2.75					
Fin:	1:58.95	(6)					3.35					
7	5	LOESETH Nina Voelkl	NOR	Run1:	Int1:	9.68	(8)	I1-I2:	25.01	(3)	0.31	
					Int2:	34.69	(4)		I2-Fin:	25.37	(4)	0.84
					Fin:	1:00.06	(5)					2.02
				Run2:	Int1:	9.01	(10)	I1-I2:	24.66	(17)	0.31	
					Int2:	33.67	(14)		I2-Fin:	25.23	(9)	0.93
					Fin:	58.90	(14)					1.34
				Total:	Int1:	1:09.07	(6)				2.01	
Int2:	1:33.73	(6)					2.71					
Fin:	1:58.96	(7)					3.36					
8	3	STRACHOVA Sarka Fischer	CZE	Run1:	Int1:	9.69	(9)	I1-I2:	25.16	(7)	0.32	
					Int2:	34.85	(7)		I2-Fin:	25.45	(8)	1.00
					Fin:	1:00.30	(8)					2.26
				Run2:	Int1:	9.14	(20)	I1-I2:	24.53	(14)	0.44	
					Int2:	33.67	(14)		I2-Fin:	25.10	(5)	0.93
					Fin:	58.77	(11)					1.21
				Total:	Int1:	1:09.44	(9)				2.38	
Int2:	1:33.97	(9)					2.95					
Fin:	1:59.07	(8)					3.47					
9	14	VLHOVA Petra Rossignol	SVK	Run1:	Int1:	9.72	(12)	I1-I2:	25.29	(9)	0.35	
					Int2:	35.01	(8)		I2-Fin:	24.91	(2)	1.16
					Fin:	59.92	(3)					1.88
				Run2:	Int1:	9.03	(16)	I1-I2:	24.97	(25)	0.33	
					Int2:	34.00	(23)		I2-Fin:	25.68	(22)	1.26
					Fin:	59.68	(24)					2.12
				Total:	Int1:	1:08.95	(4)				1.89	
Int2:	1:33.92	(8)					2.90					
Fin:	1:59.60	(9)					4.00					
10	4	HANSDOTTER Frida Rossignol	SWE	Run1:	Int1:	9.56	(5)	I1-I2:	25.57	(12)	0.19	
					Int2:	35.13	(10)		I2-Fin:	26.01	(13)	1.28
					Fin:	1:01.14	(11)					3.10
				Run2:	Int1:	8.96	(5)	I1-I2:	24.39	(8)	0.26	
					Int2:	33.35	(6)		I2-Fin:	25.24	(10)	0.61
					Fin:	58.59	(6)					1.03
				Total:	Int1:	1:10.10	(11)				3.04	
Int2:	1:34.49	(11)					3.47					
Fin:	1:59.73	(10)					4.13					

Number of Competitors: 27

Rank	Bib	Name Ski	NSA	Positions			Partials			Difference
				Pos.	Time	Rank	Pos.	Time	Rank	Time
11	23	COSTAZZA Chiara Rossignol	ITA	Run1:	Int1:	9.77 (16)	I1-I2:	25.77 (14)	0.40	
					Int2:	35.54 (14)	I2-Fin:	25.73 (12)	1.69	
					Fin:	1:01.27 (12)			3.23	
				Run2:	Int1:	9.07 (18)	I1-I2:	24.39 (8)	0.37	
					Int2:	33.46 (10)	I2-Fin:	25.27 (14)	0.72	
					Fin:	58.73 (10)			1.17	
	Total:	Int1:	1:10.34 (12)			3.28				
		Int2:	1:34.73 (12)			3.71				
		Fin:	2:00.00 (11)			4.40				
12	11	PIETILAE-HOLMNER M. Rossignol	SWE	Run1:	Int1:	9.80 (18)	I1-I2:	25.25 (8)	0.43	
					Int2:	35.05 (9)	I2-Fin:	25.58 (9)	1.20	
					Fin:	1:00.63 (9)			2.59	
				Run2:	Int1:	8.87 (2)	I1-I2:	24.90 (24)	0.17	
					Int2:	33.77 (20)	I2-Fin:	25.67 (20)	1.03	
					Fin:	59.44 (22)			1.88	
	Total:	Int1:	1:09.50 (10)			2.44				
		Int2:	1:34.40 (10)			3.38				
		Fin:	2:00.07 (12)			4.47				
13	17	SCHILD Bernadette Rossignol	AUT	Run1:	Int1:	10.24 (27)	I1-I2:	25.56 (11)	0.87	
					Int2:	35.80 (17)	I2-Fin:	25.71 (11)	1.95	
					Fin:	1:01.51 (13)			3.47	
				Run2:	Int1:	9.19 (23)	I1-I2:	24.48 (12)	0.49	
					Int2:	33.67 (14)	I2-Fin:	25.36 (16)	0.93	
					Fin:	59.03 (16)			1.47	
	Total:	Int1:	1:10.70 (13)			3.64				
		Int2:	1:35.18 (13)			4.16				
		Fin:	2:00.54 (13)			4.94				
14	34	HASEGAWA Emi Rossignol	JPN	Run1:	Int1:	9.86 (21)	I1-I2:	25.90 (16)	0.49	
					Int2:	35.76 (16)	I2-Fin:	26.61 (22)	1.91	
					Fin:	1:02.37 (19)			4.33	
				Run2:	Int1:	9.02 (13)	I1-I2:	24.05 (3)	0.32	
					Int2:	33.07 (3)	I2-Fin:	25.25 (11)	0.33	
					Fin:	58.32 (4)			0.76	
	Total:	Int1:	1:11.39 (18)			4.33				
		Int2:	1:35.44 (15)			4.42				
		Fin:	2:00.69 (14)			5.09				
15	19	CURTONI Irene Rossignol	ITA	Run1:	Int1:	9.71 (11)	I1-I2:	25.78 (15)	0.34	
					Int2:	35.49 (13)	I2-Fin:	26.22 (16)	1.64	
					Fin:	1:01.71 (15)			3.67	
				Run2:	Int1:	9.15 (21)	I1-I2:	24.52 (13)	0.45	
					Int2:	33.67 (14)	I2-Fin:	25.94 (25)	0.93	
					Fin:	59.61 (23)			2.05	
	Total:	Int1:	1:10.86 (14)			3.80				
		Int2:	1:35.38 (14)			4.36				
		Fin:	2:01.32 (15)			5.72				
16	28	GRUENWALD Julia Atomic	AUT	Run1:	Int1:	9.90 (23)	I1-I2:	26.14 (19)	0.53	
					Int2:	36.04 (22)	I2-Fin:	26.79 (24)	2.19	
					Fin:	1:02.83 (24)			4.79	
				Run2:	Int1:	9.02 (13)	I1-I2:	24.38 (6)	0.32	
					Int2:	33.40 (9)	I2-Fin:	25.13 (6)	0.66	
					Fin:	58.53 (5)			0.97	
	Total:	Int1:	1:11.85 (21)			4.79				
		Int2:	1:36.23 (22)			5.21				
		Fin:	2:01.36 (16)			5.76				

Number of Competitors: 27

Rank	Bib	Name Ski	NSA	Positions			Partials			Difference		
				Pos.	Time	Rank	Pos.	Time	Rank	Time		
17	37	FERK Marusa Stoekli	SLO	Run1:	Int1:	9.70	(10)	I1-I2:	26.25	(20)	0.33	
					Int2:	35.95	(20)		I2-Fin:	26.40	(19)	2.10
					Fin:	1:02.35	(18)				4.31	
				Run2:	Int1:	9.17	(22)	I1-I2:	24.69	(19)	0.47	
					Int2:	33.86	(21)		I2-Fin:	25.20	(8)	1.12
					Fin:	59.06	(17)				1.50	
				Total:	Int1:	1:11.52	(19)			4.46		
Int2:	1:36.21	(21)				5.19						
Fin:	2:01.41	(17)				5.81						
18	36	SKJOELD Maren Voelkl	NOR	Run1:	Int1:	9.75	(14)	I1-I2:	26.27	(21)	0.38	
					Int2:	36.02	(21)		I2-Fin:	26.03	(14)	2.17
					Fin:	1:02.05	(16)				4.01	
				Run2:	Int1:	9.01	(10)	I1-I2:	24.89	(23)	0.31	
					Int2:	33.90	(22)		I2-Fin:	25.49	(18)	1.16
					Fin:	59.39	(21)				1.83	
				Total:	Int1:	1:11.06	(16)			4.00		
Int2:	1:35.95	(18)				4.93						
Fin:	2:01.44	(18)				5.84						
19	32	BRIGNONE Federica Rossignol	ITA	Run1:	Int1:	9.80	(18)	I1-I2:	25.95	(18)	0.43	
					Int2:	35.75	(15)		I2-Fin:	26.43	(20)	1.90
					Fin:	1:02.18	(17)				4.14	
				Run2:	Int1:	9.06	(17)	I1-I2:	24.64	(16)	0.36	
					Int2:	33.70	(19)		I2-Fin:	25.67	(20)	0.96
					Fin:	59.37	(20)				1.81	
				Total:	Int1:	1:11.24	(17)			4.18		
Int2:	1:35.88	(17)				4.86						
Fin:	2:01.55	(19)				5.95						
20	20	WIKSTROEM Emelie Voelkl	SWE	Run1:	Int1:	9.76	(15)	I1-I2:	26.29	(23)	0.39	
					Int2:	36.05	(23)		I2-Fin:	26.72	(23)	2.20
					Fin:	1:02.77	(23)				4.73	
				Run2:	Int1:	9.11	(19)	I1-I2:	24.43	(10)	0.41	
					Int2:	33.54	(11)		I2-Fin:	25.25	(11)	0.80
					Fin:	58.79	(12)				1.23	
				Total:	Int1:	1:11.88	(24)			4.82		
Int2:	1:36.31	(24)				5.29						
Fin:	2:01.56	(20)				5.96						
21	30	FEIERABEND Denise Head	SUI	Run1:	Int1:	10.00	(25)	I1-I2:	26.56	(27)	0.63	
					Int2:	36.56	(27)		I2-Fin:	26.32	(18)	2.71
					Fin:	1:02.88	(26)				4.84	
				Run2:	Int1:	8.98	(8)	I1-I2:	24.38	(6)	0.28	
					Int2:	33.36	(7)		I2-Fin:	25.36	(16)	0.62
					Fin:	58.72	(9)				1.16	
				Total:	Int1:	1:11.86	(22)			4.80		
Int2:	1:36.24	(23)				5.22						
Fin:	2:01.60	(21)				6.00						
22	18	BARTHET Anne-Sophie Head	FRA	Run1:	Int1:	9.52	(4)	I1-I2:	26.28	(22)	0.15	
					Int2:	35.80	(17)		I2-Fin:	26.80	(25)	1.95
					Fin:	1:02.60	(20)				4.56	
				Run2:	Int1:	9.00	(9)	I1-I2:	24.58	(15)	0.30	
					Int2:	33.58	(12)		I2-Fin:	25.50	(19)	0.84
					Fin:	59.08	(18)				1.52	
				Total:	Int1:	1:11.60	(20)			4.54		
Int2:	1:36.18	(20)				5.16						
Fin:	2:01.68	(22)				6.08						


Number of Competitors: 27

Rank	Bib	Name Ski	NSA	Positions			Partials			Difference	
				Pos.	Time	Rank	Pos.	Time	Rank	Time	
23	22	DUERR Lena Voelkl	GER	Run1:	Int1:	9.79 (17)	I1-I2:	25.60 (13)	I2-Fin:	26.31 (17)	0.42
					Int2:	35.39 (12)					1.54
					Fin:	1:01.70 (14)					3.66
				Run2:	Int1:	9.25 (25)	I1-I2:	24.85 (22)	I2-Fin:	25.99 (26)	0.55
					Int2:	34.10 (24)					1.36
					Fin:	1:00.09 (26)					2.53
				Total:	Int1:	1:10.95 (15)					3.89
Int2:	1:35.80 (16)	4.78									
Fin:	2:01.79 (23)	6.19									
24	15	STIEGLER Resi Rossignol	USA	Run1:	Int1:	9.87 (22)	I1-I2:	26.40 (26)	I2-Fin:	26.59 (21)	0.50
					Int2:	36.27 (25)					2.42
					Fin:	1:02.86 (25)					4.82
				Run2:	Int1:	9.01 (10)	I1-I2:	24.08 (4)	I2-Fin:	25.86 (24)	0.31
					Int2:	33.09 (4)					0.35
					Fin:	58.95 (15)					1.39
				Total:	Int1:	1:11.87 (23)					4.81
Int2:	1:35.95 (18)	4.93									
Fin:	2:01.81 (24)	6.21									
25	26	CHABLE Charlotte Fischer	SUI	Run1:	Int1:	10.07 (26)	I1-I2:	26.32 (25)	I2-Fin:	26.21 (15)	0.70
					Int2:	36.39 (26)					2.54
					Fin:	1:02.60 (20)					4.56
				Run2:	Int1:	9.28 (26)	I1-I2:	24.97 (25)	I2-Fin:	24.98 (3)	0.58
					Int2:	34.25 (27)					1.51
					Fin:	59.23 (19)					1.67
				Total:	Int1:	1:11.88 (24)					4.82
Int2:	1:36.85 (26)	5.83									
Fin:	2:01.83 (25)	6.23									
26	47	DUBOVSKA Martina Voelkl	CZE	Run1:	Int1:	9.80 (18)	I1-I2:	26.31 (24)	I2-Fin:	26.89 (27)	0.43
					Int2:	36.11 (24)					2.26
					Fin:	1:03.00 (27)					4.96
				Run2:	Int1:	9.19 (23)	I1-I2:	25.00 (27)	I2-Fin:	25.83 (23)	0.49
					Int2:	34.19 (26)					1.45
					Fin:	1:00.02 (25)					2.46
				Total:	Int1:	1:12.19 (27)					5.13
Int2:	1:37.19 (27)	6.17									
Fin:	2:03.02 (26)	7.42									
26	31	BREM Eva-Maria Voelkl	AUT	Run1:	Int1:	9.97 (24)	I1-I2:	25.91 (17)	I2-Fin:	26.81 (26)	0.60
					Int2:	35.88 (19)					2.03
					Fin:	1:02.69 (22)					4.65
				Run2:	Int1:	9.41 (27)	I1-I2:	24.74 (20)	I2-Fin:	26.18 (27)	0.71
					Int2:	34.15 (25)					1.41
					Fin:	1:00.33 (27)					2.77
				Total:	Int1:	1:12.10 (26)					5.04
Int2:	1:36.84 (25)	5.82									
Fin:	2:03.02 (26)	7.42									

LEGEND

Pos Intermediate or Speed Position **Int1:** Intermediate 1 **Run2** Second Run **Run1** First Run **Fin:** Finish
Total First + Second Run **Int2:** Intermediate 2





AUDI FIS SKI WORLD CUP 2015/16 Jasna (SVK)



10th LADIES' SLALOM 2nd RUN PERFORMANCE ANALYSIS 2

SUN 6 MAR 2016

Number of Competitors: 60

Bib	Name Ski	NSA	Positions			Partials			Difference		
			Pos.	Time	Rank	Pos.	Time	Rank	Time		
1	HOLDENER Wendy Head	SUI	Run1:	Int1:	9.50	(2)	I1-I2:	25.09	(5)	0.13	
				Int2:	34.59	(4)		I2-Fin:	25.33	(3)	0.74
				Fin:	59.92	(3)					1.88
			Run2:	Int1:	8.96	(6)	I1-I2:	24.18	(5)	0.26	
				Int2:	33.14	(5)		I2-Fin:	24.90	(2)	0.40
				Fin:	58.04	(2)					0.48
			Total:	Int1:	1:08.88	(3)				1.82	
				Int2:	1:33.06	(2)				2.04	
				Fin:	1:57.96	(2)				2.36	
2	SHIFFRIN Mikaela Atomic	USA	Run1:	Int1:	9.50	(2)	I1-I2:	24.35	(1)	0.13	
				Int2:	33.85	(1)		I2-Fin:	24.19	(1)	0.00
				Fin:	58.04	(1)					0.00
			Run2:	Int1:	9.02	(14)	I1-I2:	23.96	(1)	0.32	
				Int2:	32.98	(2)		I2-Fin:	24.58	(1)	0.24
				Fin:	57.56	(1)					0.00
			Total:	Int1:	1:07.06	(1)				0.00	
				Int2:	1:31.02	(1)				0.00	
				Fin:	1:55.60	(1)				0.00	
3	STRACHOVA Sarka Fischer	CZE	Run1:	Int1:	9.69	(14)	I1-I2:	25.16	(8)	0.32	
				Int2:	34.85	(8)		I2-Fin:	25.45	(8)	1.00
				Fin:	1:00.30	(8)					2.26
			Run2:	Int1:	9.14	(22)	I1-I2:	24.53	(14)	0.44	
				Int2:	33.67	(14)		I2-Fin:	25.10	(5)	0.93
				Fin:	58.77	(11)					1.21
			Total:	Int1:	1:09.44	(9)				2.38	
				Int2:	1:33.97	(9)				2.95	
				Fin:	1:59.07	(8)				3.47	
4	HANSDOTTER Frida Rossignol	SWE	Run1:	Int1:	9.56	(7)	I1-I2:	25.57	(15)	0.19	
				Int2:	35.13	(12)		I2-Fin:	26.01	(16)	1.28
				Fin:	1:01.14	(13)					3.10
			Run2:	Int1:	8.96	(6)	I1-I2:	24.39	(8)	0.26	
				Int2:	33.35	(6)		I2-Fin:	25.24	(10)	0.61
				Fin:	58.59	(6)					1.03
			Total:	Int1:	1:10.10	(13)				3.04	
				Int2:	1:34.49	(11)				3.47	
				Fin:	1:59.73	(10)				4.13	



Number of Competitors: 60

Bib	Name Ski	NSA	Positions			Partials			Difference		
			Pos.	Time	Rank	Pos.	Time	Rank	Time		
5	LOESETH Nina Voelkl	NOR	Run1:	Int1:	9.68	(13)	I1-I2:	25.01	(4)	0.31	
				Int2:	34.69	(5)		I2-Fin:	25.37	(4)	0.84
				Fin:	1:00.06	(5)					2.02
			Run2:	Int1:	9.01	(11)	I1-I2:	24.66	(17)	0.31	
				Int2:	33.67	(14)		I2-Fin:	25.23	(9)	0.93
				Fin:	58.90	(14)					1.34
			Total:	Int1:	1:09.07	(6)				2.01	
				Int2:	1:33.73	(6)				2.71	
				Fin:	1:58.96	(7)				3.36	
6	NOENS Nastasia Salomon	FRA	Run1:	Int1:	9.64	(12)	I1-I2:	25.12	(7)	0.27	
				Int2:	34.76	(7)		I2-Fin:	25.42	(7)	0.91
				Fin:	1:00.18	(7)					2.14
			Run2:	Int1:	8.96	(6)	I1-I2:	24.43	(10)	0.26	
				Int2:	33.39	(8)		I2-Fin:	25.26	(13)	0.65
				Fin:	58.65	(7)					1.09
			Total:	Int1:	1:09.14	(7)				2.08	
				Int2:	1:33.57	(5)				2.55	
				Fin:	1:58.83	(5)				3.23	
7	VELEZ ZUZULOVA Veronika Salomon	SVK	Run1:	Int1:	9.37	(1)	I1-I2:	24.74	(3)	0.00	
				Int2:	34.11	(2)		I2-Fin:	25.60	(11)	0.26
				Fin:	59.71	(2)					1.67
			Run2:	Int1:	8.95	(5)	I1-I2:	24.68	(18)	0.25	
				Int2:	33.63	(13)		I2-Fin:	25.03	(4)	0.89
				Fin:	58.66	(8)					1.10
			Total:	Int1:	1:08.66	(2)				1.60	
				Int2:	1:33.34	(3)				2.32	
				Fin:	1:58.37	(3)				2.77	
8	GAGNON Marie-Michele Rossignol	CAN	Run1:	Int1:	9.62	(10)	I1-I2:	25.10	(6)	0.25	
				Int2:	34.72	(6)		I2-Fin:	25.38	(5)	0.87
				Fin:	1:00.10	(6)					2.06
			Run2:	Int1:	8.91	(4)	I1-I2:	24.76	(21)	0.21	
				Int2:	33.67	(14)		I2-Fin:	25.18	(7)	0.93
				Fin:	58.85	(13)					1.29
			Total:	Int1:	1:09.01	(5)				1.95	
				Int2:	1:33.77	(7)				2.75	
				Fin:	1:58.95	(6)				3.35	
9	KIRCHGASSER Michaela Atomic	AUT	Run1:	Int1:	9.72	(18)	I1-I2:	25.51	(12)	0.35	
				Int2:	35.23	(14)		I2-Fin:	25.41	(6)	1.38
				Fin:	1:00.64	(12)					2.60
			Run2:	Int1:	8.70	(1)	I1-I2:	24.04	(2)	0.00	
				Int2:	32.74	(1)		I2-Fin:	25.33	(15)	0.00
				Fin:	58.07	(3)					0.51
			Total:	Int1:	1:09.34	(8)				2.28	
				Int2:	1:33.38	(4)				2.36	
				Fin:	1:58.71	(4)				3.11	
10	THALMANN Carmen Head	AUT	Run1:	Int1:	9.75	(20)	I1-I2:	24.72	(2)	0.38	
				Int2:	34.47	(3)		I2-Fin:	25.99	(15)	0.62
				Fin:	1:00.46	(9)					2.42
			Run2:	Int1:	9.14	(22)	I1-I2:			0.44	
				Int2:				I2-Fin:			
				Fin:	DNF						
			Total:	Int1:							
				Int2:							
				Fin:	DNF						

Number of Competitors: 60

Bib	Name Ski	NSA	Positions			Partials			Difference		
			Pos.	Time	Rank	Pos.	Time	Rank	Time		
11	PIETILAE-HOLMNER Maria Rossignol	SWE	Run1:	Int1:	9.80	(25)	I1-I2:	25.25	(9)	0.43	
				Int2:	35.05	(11)		I2-Fin:	25.58	(10)	1.20
				Fin:	1:00.63	(11)					2.59
			Run2:	Int1:	8.87	(2)	I1-I2:	24.90	(24)	0.17	
				Int2:	33.77	(20)		I2-Fin:	25.67	(20)	1.03
				Fin:	59.44	(22)					1.88
Total:	Int1:	1:09.50	(10)				2.44				
	Int2:	1:34.40	(10)				3.38				
	Fin:	2:00.07	(12)				4.47				
12	MIELZYNSKI Erin Rossignol	CAN	Run1:	Int1:	11.23	(57)	I1-I2:	26.35	(32)	1.86	
				Int2:	37.58	(42)		I2-Fin:	25.72	(13)	3.73
				Fin:	1:03.30	(33)					5.26
			Run2:	Int1:			I1-I2:				
				Int2:				I2-Fin:			
				Fin:	DNQ						
Total:	Int1:										
	Int2:										
	Fin:	DNQ									
13	GISIN Michelle Rossignol	SUI	Run1:	Int1:	9.55	(6)	I1-I2:			0.18	
				Int2:				I2-Fin:			
				Fin:	DNF						
			Run2:	Int1:			I1-I2:				
				Int2:				I2-Fin:			
				Fin:	DNF						
Total:	Int1:										
	Int2:										
	Fin:	DNF									
14	VLHOVA Petra Rossignol	SVK	Run1:	Int1:	9.72	(18)	I1-I2:	25.29	(10)	0.35	
				Int2:	35.01	(9)		I2-Fin:	24.91	(2)	1.16
				Fin:	59.92	(3)					1.88
			Run2:	Int1:	9.03	(18)	I1-I2:	24.97	(25)	0.33	
				Int2:	34.00	(23)		I2-Fin:	25.68	(22)	1.26
				Fin:	59.68	(24)					2.12
Total:	Int1:	1:08.95	(4)				1.89				
	Int2:	1:33.92	(8)				2.90				
	Fin:	1:59.60	(9)				4.00				
15	STIEGLER Resi Rossignol	USA	Run1:	Int1:	9.87	(35)	I1-I2:	26.40	(34)	0.50	
				Int2:	36.27	(33)		I2-Fin:	26.59	(24)	2.42
				Fin:	1:02.86	(28)					4.82
			Run2:	Int1:	9.01	(11)	I1-I2:	24.08	(4)	0.31	
				Int2:	33.09	(4)		I2-Fin:	25.86	(24)	0.35
				Fin:	58.95	(15)					1.39
Total:	Int1:	1:11.87	(26)				4.81				
	Int2:	1:35.95	(18)				4.93				
	Fin:	2:01.81	(24)				6.21				
16	SWENN-LARSSON Anna Head	SWE	Run1:	Int1:	9.61	(9)	I1-I2:	25.41	(11)	0.24	
				Int2:	35.02	(10)		I2-Fin:	25.49	(9)	1.17
				Fin:	1:00.51	(10)					2.47
			Run2:	Int1:	9.02	(14)	I1-I2:			0.32	
				Int2:				I2-Fin:			
				Fin:	DNF						
Total:	Int1:										
	Int2:										
	Fin:	DNF									

Number of Competitors: 60

Bib	Name Ski	NSA	Positions			Partials			Difference		
			Pos.	Time	Rank	Pos.	Time	Rank	Time		
17	SCHILD Bernadette Rossignol	AUT	Run1:	Int1:	10.24	(50)	I1-I2:	25.56	(13)	0.87	
				Int2:	35.80	(20)		I2-Fin:	25.71	(12)	1.95
				Fin:	1:01.51	(15)					3.47
			Run2:	Int1:	9.19	(26)	I1-I2:	24.48	(12)	0.49	
				Int2:	33.67	(14)		I2-Fin:	25.36	(16)	0.93
				Fin:	59.03	(16)					1.47
			Total:	Int1:	1:10.70	(15)				3.64	
Int2:	1:35.18	(13)					4.16				
Fin:	2:00.54	(13)					4.94				
18	BARTHET Anne-Sophie Head	FRA	Run1:	Int1:	9.52	(4)	I1-I2:	26.28	(27)	0.15	
				Int2:	35.80	(20)		I2-Fin:	26.80	(29)	1.95
				Fin:	1:02.60	(22)					4.56
			Run2:	Int1:	9.00	(10)	I1-I2:	24.58	(15)	0.30	
				Int2:	33.58	(12)		I2-Fin:	25.50	(19)	0.84
				Fin:	59.08	(18)					1.52
			Total:	Int1:	1:11.60	(22)				4.54	
Int2:	1:36.18	(20)					5.16				
Fin:	2:01.68	(22)					6.08				
19	CURTONI Irene Rossignol	ITA	Run1:	Int1:	9.71	(17)	I1-I2:	25.78	(18)	0.34	
				Int2:	35.49	(16)		I2-Fin:	26.22	(19)	1.64
				Fin:	1:01.71	(17)					3.67
			Run2:	Int1:	9.15	(24)	I1-I2:	24.52	(13)	0.45	
				Int2:	33.67	(14)		I2-Fin:	25.94	(25)	0.93
				Fin:	59.61	(23)					2.05
			Total:	Int1:	1:10.86	(16)				3.80	
Int2:	1:35.38	(14)					4.36				
Fin:	2:01.32	(15)					5.72				
20	WIKSTROEM Emelie Voelkl	SWE	Run1:	Int1:	9.76	(22)	I1-I2:	26.29	(29)	0.39	
				Int2:	36.05	(29)		I2-Fin:	26.72	(27)	2.20
				Fin:	1:02.77	(26)					4.73
			Run2:	Int1:	9.11	(21)	I1-I2:	24.43	(10)	0.41	
				Int2:	33.54	(11)		I2-Fin:	25.25	(11)	0.80
				Fin:	58.79	(12)					1.23
			Total:	Int1:	1:11.88	(27)				4.82	
Int2:	1:36.31	(24)					5.29				
Fin:	2:01.56	(20)					5.96				
21	TRUPPE Katharina Fischer	AUT	Run1:	Int1:	9.60	(8)	I1-I2:	25.56	(13)	0.23	
				Int2:	35.16	(13)		I2-Fin:			1.31
				Fin:	DNF						
			Run2:	Int1:			I1-I2:				
				Int2:				I2-Fin:			
				Fin:	DNF						
			Total:	Int1:							
Int2:											
Fin:	DNF										
22	DUERR Lena Voelkl	GER	Run1:	Int1:	9.79	(24)	I1-I2:	25.60	(16)	0.42	
				Int2:	35.39	(15)		I2-Fin:	26.31	(20)	1.54
				Fin:	1:01.70	(16)					3.66
			Run2:	Int1:	9.25	(28)	I1-I2:	24.85	(22)	0.55	
				Int2:	34.10	(24)		I2-Fin:	25.99	(26)	1.36
				Fin:	1:00.09	(26)					2.53
			Total:	Int1:	1:10.95	(17)				3.89	
Int2:	1:35.80	(16)					4.78				
Fin:	2:01.79	(23)					6.19				

Number of Competitors: 60

Bib	Name Ski	NSA	Positions			Partials			Difference		
			Pos.	Time	Rank	Pos.	Time	Rank	Time		
23	COSTAZZA Chiara Rossignol	ITA	Run1:	Int1:	9.77	(23)	I1-I2:	25.77	(17)	0.40	
				Int2:	35.54	(17)		I2-Fin:	25.73	(14)	1.69
				Fin:	1:01.27	(14)					3.23
			Run2:	Int1:	9.07	(20)	I1-I2:	24.39	(8)	0.37	
				Int2:	33.46	(10)		I2-Fin:	25.27	(14)	0.72
				Fin:	58.73	(10)					1.17
Total:	Int1:	1:10.34	(14)				3.28				
	Int2:	1:34.73	(12)				3.71				
	Fin:	2:00.00	(11)				4.40				
24	GEIGER Christina Rossignol	GER	Run1:	Int1:	9.62	(10)	I1-I2:	26.49	(35)	0.25	
				Int2:	36.11	(30)		I2-Fin:	26.63	(26)	2.26
				Fin:	1:02.74	(25)					4.70
			Run2:	Int1:	8.89	(3)	I1-I2:			0.19	
				Int2:				I2-Fin:			
				Fin:	DNF						
Total:	Int1:										
	Int2:										
	Fin:	DNF									
25	MOELGG Manuela Rossignol	ITA	Run1:	Int1:	9.98	(42)	I1-I2:			0.61	
				Int2:				I2-Fin:			
				Fin:	DNF						
			Run2:	Int1:			I1-I2:				
				Int2:				I2-Fin:			
				Fin:	DNF						
Total:	Int1:										
	Int2:										
	Fin:	DNF									
26	CHABLE Charlotte Fischer	SUI	Run1:	Int1:	10.07	(46)	I1-I2:	26.32	(31)	0.70	
				Int2:	36.39	(34)		I2-Fin:	26.21	(18)	2.54
				Fin:	1:02.60	(22)					4.56
			Run2:	Int1:	9.28	(29)	I1-I2:	24.97	(25)	0.58	
				Int2:	34.25	(27)		I2-Fin:	24.98	(3)	1.51
				Fin:	59.23	(19)					1.67
Total:	Int1:	1:11.88	(27)				4.82				
	Int2:	1:36.85	(26)				5.83				
	Fin:	2:01.83	(25)				6.23				
27	WIESLER Maren Fischer	GER	Run1:	Int1:	9.80	(25)	I1-I2:	29.92	(46)	0.43	
				Int2:	39.72	(46)		I2-Fin:			5.87
				Fin:	DNF						
			Run2:	Int1:			I1-I2:				
				Int2:				I2-Fin:			
				Fin:	DNF						
Total:	Int1:										
	Int2:										
	Fin:	DNF									
28	GRUENWALD Julia Atomic	AUT	Run1:	Int1:	9.90	(37)	I1-I2:	26.14	(22)	0.53	
				Int2:	36.04	(28)		I2-Fin:	26.79	(28)	2.19
				Fin:	1:02.83	(27)					4.79
			Run2:	Int1:	9.02	(14)	I1-I2:	24.38	(6)	0.32	
				Int2:	33.40	(9)		I2-Fin:	25.13	(6)	0.66
				Fin:	58.53	(5)					0.97
Total:	Int1:	1:11.85	(24)				4.79				
	Int2:	1:36.23	(22)				5.21				
	Fin:	2:01.36	(16)				5.76				

Number of Competitors: 60

Bib	Name Ski	NSA	Positions			Partials			Difference			
			Pos.	Time	Rank	Pos.	Time	Rank	Time			
29	BUCIK Ana Stoekli	SLO	Run1:	Int1:	9.82	(32)	I1-I2:	26.16	(24)	0.45		
				Int2:	35.98	(26)					I2-Fin:	2.13
				Fin:	DNF							
			Run2:	Int1:			I1-I2:		I2-Fin:			
				Int2:								
				Fin:	DNF							
Total:	Int1:											
	Int2:											
	Fin:	DNF										
30	FEIERABEND Denise Head	SUI	Run1:	Int1:	10.00	(44)	I1-I2:	26.56	(37)	0.63		
				Int2:	36.56	(35)					I2-Fin:	4.84
				Fin:	1:02.88	(29)						
			Run2:	Int1:	8.98	(9)	I1-I2:	24.38	(6)	0.28		
				Int2:	33.36	(7)					I2-Fin:	1.16
				Fin:	58.72	(9)						
Total:	Int1:	1:11.86	(25)				4.80					
	Int2:	1:36.24	(23)					5.22				
	Fin:	2:01.60	(21)						6.00			
31	BREM Eva-Maria Voelkl	AUT	Run1:	Int1:	9.97	(40)	I1-I2:	25.91	(20)	0.60		
				Int2:	35.88	(22)					I2-Fin:	4.65
				Fin:	1:02.69	(24)						
			Run2:	Int1:	9.41	(30)	I1-I2:	24.74	(20)	0.71		
				Int2:	34.15	(25)					I2-Fin:	1.41
				Fin:	1:00.33	(27)						
Total:	Int1:	1:12.10	(29)				5.04					
	Int2:	1:36.84	(25)					5.82				
	Fin:	2:03.02	(26)						7.42			
32	BRIGNONE Federica Rossignol	ITA	Run1:	Int1:	9.80	(25)	I1-I2:	25.95	(21)	0.43		
				Int2:	35.75	(18)					I2-Fin:	4.14
				Fin:	1:02.18	(19)						
			Run2:	Int1:	9.06	(19)	I1-I2:	24.64	(16)	0.36		
				Int2:	33.70	(19)					I2-Fin:	1.81
				Fin:	59.37	(20)						
Total:	Int1:	1:11.24	(19)				4.18					
	Int2:	1:35.88	(17)					4.86				
	Fin:	2:01.55	(19)						5.95			
33	GUT Lara Head	SUI	Run1:	Int1:	9.81	(29)	I1-I2:			0.44		
				Int2:							I2-Fin:	
				Fin:	DNF							
			Run2:	Int1:			I1-I2:		I2-Fin:			
				Int2:								
				Fin:	DNF							
Total:	Int1:											
	Int2:											
	Fin:	DNF										
34	HASEGAWA Emi Rossignol	JPN	Run1:	Int1:	9.86	(34)	I1-I2:	25.90	(19)	0.49		
				Int2:	35.76	(19)					I2-Fin:	4.33
				Fin:	1:02.37	(21)						
			Run2:	Int1:	9.02	(14)	I1-I2:	24.05	(3)	0.32		
				Int2:	33.07	(3)					I2-Fin:	0.33
				Fin:	58.32	(4)						
Total:	Int1:	1:11.39	(20)				4.33					
	Int2:	1:35.44	(15)					4.42				
	Fin:	2:00.69	(14)						5.09			

Number of Competitors: 60

Bib	Name Ski	NSA	Positions			Partials			Difference
			Pos.	Time	Rank	Pos.	Time	Rank	Time
35	MOLTZAN Paula Rossignol	USA	Run1:	Int1:	9.81 (29)	I1-I2:			0.44
				Int2:		I2-Fin:			
				Fin:	DNF				
			Run2:	Int1:		I1-I2:			
				Int2:		I2-Fin:			
				Fin:	DNF				
Total:	Int1:								
	Int2:								
	Fin:	DNF							
36	SKJOELD Maren Voelkl	NOR	Run1:	Int1:	9.75 (20)	I1-I2:	26.27 (26)		0.38
				Int2:	36.02 (27)	I2-Fin:	26.03 (17)		
				Fin:	1:02.05 (18)				
			Run2:	Int1:	9.01 (11)	I1-I2:	24.89 (23)		
				Int2:	33.90 (22)	I2-Fin:	25.49 (18)		
				Fin:	59.39 (21)				
Total:	Int1:	1:11.06 (18)							
	Int2:	1:35.95 (18)							
	Fin:	2:01.44 (18)							
37	FERK Marusa Stoeckli	SLO	Run1:	Int1:	9.70 (16)	I1-I2:	26.25 (25)		0.33
				Int2:	35.95 (24)	I2-Fin:	26.40 (22)		
				Fin:	1:02.35 (20)				
			Run2:	Int1:	9.17 (25)	I1-I2:	24.69 (19)		
				Int2:	33.86 (21)	I2-Fin:	25.20 (8)		
				Fin:	59.06 (17)				
Total:	Int1:	1:11.52 (21)							
	Int2:	1:36.21 (21)							
	Fin:	2:01.41 (17)							
38	LAVTAR Katarina Voelkl	SLO	Run1:	Int1:	9.69 (14)	I1-I2:			0.32
				Int2:		I2-Fin:			
				Fin:	DNF				
			Run2:	Int1:		I1-I2:			
				Int2:		I2-Fin:			
				Fin:	DNF				
Total:	Int1:								
	Int2:								
	Fin:	DNF							
39	LAPANJA Lila Fischer	USA	Run1:	Int1:	9.84 (33)	I1-I2:	26.28 (27)		0.47
				Int2:	36.12 (32)	I2-Fin:			
				Fin:	DNF				
			Run2:	Int1:		I1-I2:			
				Int2:		I2-Fin:			
				Fin:	DNF				
Total:	Int1:								
	Int2:								
	Fin:	DNF							
40	ST-GERMAIN Laurence Rossignol	CAN	Run1:	Int1:	10.04 (45)	I1-I2:	27.69 (45)		0.67
				Int2:	37.73 (45)	I2-Fin:			
				Fin:	DNF				
			Run2:	Int1:		I1-I2:			
				Int2:		I2-Fin:			
				Fin:	DNF				
Total:	Int1:								
	Int2:								
	Fin:	DNF							

Number of Competitors: 60

Bib	Name Ski	NSA	Positions			Partials			Difference Time
			Pos.	Time	Rank	Pos.	Time	Rank	
41	ZELLER Lisa-Maria Fischer	AUT	Run1:	Int1:			I1-I2:		
				Int2:			I2-Fin:		
				Fin:	DNF				
			Run2:	Int1:			I1-I2:		
			Int2:			I2-Fin:			
			Fin:	DNF					
	Total:		Int1:						
			Int2:						
			Fin:	DNF					
42	MOUGEL Laurie Salomon	FRA	Run1:	Int1:			I1-I2:		
				Int2:			I2-Fin:		
				Fin:	DNS				
			Run2:	Int1:			I1-I2:		
			Int2:			I2-Fin:			
			Fin:	DNS					
	Total:		Int1:						
			Int2:						
			Fin:	DNS					
43	BARIOZ Taina Head	FRA	Run1:	Int1:	10.27 (54)		I1-I2:	27.00 (41)	0.90
				Int2:	37.27 (40)		I2-Fin:	27.02 (35)	3.42
				Fin:	1:04.29 (38)				6.25
			Run2:	Int1:			I1-I2:		
			Int2:			I2-Fin:			
			Fin:	DNQ					
	Total:		Int1:						
			Int2:						
			Fin:	DNQ					
44	BLOMQVIST Lisa Voelkl	SWE	Run1:	Int1:	9.52 (4)		I1-I2:	26.37 (33)	0.15
				Int2:	35.89 (23)		I2-Fin:	27.21 (37)	2.04
				Fin:	1:03.10 (32)				5.06
			Run2:	Int1:			I1-I2:		
			Int2:			I2-Fin:			
			Fin:	DNQ					
	Total:		Int1:						
			Int2:						
			Fin:	DNQ					
45	HAASER Ricarda Fischer	AUT	Run1:	Int1:	10.07 (46)		I1-I2:	26.49 (35)	0.70
				Int2:	36.56 (35)		I2-Fin:	26.96 (33)	2.71
				Fin:	1:03.52 (34)				5.48
			Run2:	Int1:			I1-I2:		
			Int2:			I2-Fin:			
			Fin:	DNQ					
	Total:		Int1:						
			Int2:						
			Fin:	DNQ					
46	ALOPINA Ksenia Rossignol	RUS	Run1:	Int1:	10.24 (50)		I1-I2:	26.59 (39)	0.87
				Int2:	36.83 (39)		I2-Fin:	27.27 (38)	2.98
				Fin:	1:04.10 (37)				6.06
			Run2:	Int1:			I1-I2:		
			Int2:			I2-Fin:			
			Fin:	DNQ					
	Total:		Int1:						
			Int2:						
			Fin:	DNQ					

Number of Competitors: 60

Bib	Name Ski	NSA	Positions			Partials			Difference		
			Pos.	Time	Rank	Pos.	Time	Rank	Time		
47	DUBOVSKA Martina Voelkl	CZE	Run1:	Int1:	9.80	(25)	I1-I2:	26.31	(30)	0.43	
				Int2:	36.11	(30)		I2-Fin:	26.89	(31)	2.26
				Fin:	1:03.00	(30)					4.96
			Run2:	Int1:	9.19	(26)	I1-I2:	25.00	(27)	0.49	
				Int2:	34.19	(26)		I2-Fin:	25.83	(23)	1.45
				Fin:	1:00.02	(25)					2.46
Total:	Int1:	1:12.19	(30)				5.13				
	Int2:	1:37.19	(27)				6.17				
	Fin:	2:03.02	(26)				7.42				
48	CRAWFORD Candace Head	CAN	Run1:	Int1:	9.87	(35)	I1-I2:			0.50	
				Int2:				I2-Fin:			
				Fin:	DNF						
			Run2:	Int1:			I1-I2:				
				Int2:				I2-Fin:			
				Fin:	DNF						
Total:	Int1:										
	Int2:										
	Fin:	DNF									
49	WEINBUCHNER Susanne Head	GER	Run1:	Int1:	9.93	(38)	I1-I2:			0.56	
				Int2:				I2-Fin:			
				Fin:	DNF						
			Run2:	Int1:			I1-I2:				
				Int2:				I2-Fin:			
				Fin:	DNF						
Total:	Int1:										
	Int2:										
	Fin:	DNF									
50	GUEST Charlotte Head	GBR	Run1:	Int1:	10.13	(48)	I1-I2:	26.58	(38)	0.76	
				Int2:	36.71	(38)		I2-Fin:	26.92	(32)	2.86
				Fin:	1:03.63	(36)					5.59
			Run2:	Int1:			I1-I2:				
				Int2:				I2-Fin:			
				Fin:	DNQ						
Total:	Int1:										
	Int2:										
	Fin:	DNQ									
51	POPOVIC Leona Fischer	CRO	Run1:	Int1:	10.54	(56)	I1-I2:	27.14	(42)	1.17	
				Int2:	37.68	(44)		I2-Fin:	27.32	(39)	3.83
				Fin:	1:05.00	(39)					6.96
			Run2:	Int1:			I1-I2:				
				Int2:				I2-Fin:			
				Fin:	DNQ						
Total:	Int1:										
	Int2:										
	Fin:	DNQ									
52	AGNELLI Nicole Elan	ITA	Run1:	Int1:	9.95	(39)	I1-I2:	27.35	(43)	0.58	
				Int2:	37.30	(41)		I2-Fin:	27.83	(40)	3.45
				Fin:	1:05.13	(40)					7.09
			Run2:	Int1:			I1-I2:				
				Int2:				I2-Fin:			
				Fin:	DNQ						
Total:	Int1:										
	Int2:										
	Fin:	DNQ									

Number of Competitors: 60

Bib	Name Ski	NSA	Positions			Partials			Difference Time
			Pos.	Time	Rank	Pos.	Time	Rank	
53	RESCH Stephanie Rossignol	AUT	Run1:	Int1: Int2: Fin: DNF		I1-I2: I2-Fin:			
			Run2:	Int1: Int2: Fin: DNF		I1-I2: I2-Fin:			
			Total:	Int1: Int2: Fin: DNF					
54	WIRTH Barbara Voelkl	GER	Run1:	Int1: 10.47 (55) Int2: 43.43 (47) Fin: 1:18.66 DSQ		I1-I2: 32.96 (47) I2-Fin: 35.23 (41)		1.10 9.58	
			Run2:	Int1: Int2: Fin: DSQ		I1-I2: I2-Fin:		0.00	
			Total:	Int1: Int2: Fin:					
55	MAIR Chiara Atomic	AUT	Run1:	Int1: 10.25 (53) Int2: 37.66 (43) Fin: DNF		I1-I2: 27.41 (44) I2-Fin:		0.88 3.81	
			Run2:	Int1: Int2: Fin: DNF		I1-I2: I2-Fin:			
			Total:	Int1: Int2: Fin: DNF					
56	KANTOROVA Barbara Stoekli	SVK	Run1:	Int1: 10.24 (50) Int2: Fin: DNF		I1-I2: I2-Fin:		0.87	
			Run2:	Int1: Int2: Fin: DNF		I1-I2: I2-Fin:			
			Total:	Int1: Int2: Fin: DNF					
57	BAUD MUGNIER Adeline Rossignol	FRA	Run1:	Int1: 9.81 (29) Int2: 35.96 (25) Fin: 1:03.04 (31)		I1-I2: 26.15 (23) I2-Fin: 27.08 (36)		0.44 2.11 5.00	
			Run2:	Int1: Int2: Fin: DNQ		I1-I2: I2-Fin:			
			Total:	Int1: Int2: Fin: DNQ					
58	SHKANOVA Maria Stoekli	BLR	Run1:	Int1: 10.13 (48) Int2: Fin: DNF		I1-I2: I2-Fin:		0.76	
			Run2:	Int1: Int2: Fin: DNF		I1-I2: I2-Fin:			
			Total:	Int1: Int2: Fin: DNF					

Number of Competitors: 60

Bib	Name Ski	NSA	Positions			Partials			Difference
			Pos.	Time	Rank	Pos.	Time	Rank	Time
59	BASSINO Marta Salomon	ITA	Run1:	Int1: 9.97 (40) Int2: 36.59 (37) Fin: 1:03.56 (35)		I1-I2: 26.62 (40) I2-Fin: 26.97 (34)		0.60 2.74 5.52	
			Run2:	Int1: Int2: Fin: DNQ		I1-I2: I2-Fin:			
			Total:	Int1: Int2: Fin: DNQ					
60	GASIENICA-DANIEL Maryna	POL	Run1:	Int1: 9.98 (42) Int2: Fin: DNF		I1-I2: I2-Fin:		0.61	
			Run2:	Int1: Int2: Fin: DNF		I1-I2: I2-Fin:			
			Total:	Int1: Int2: Fin: DNF					

LEGEND

Pos Intermediate or Speed Position	Int1: Intermediate 1	DNF Did Not Finish	Run2 Second Run	Run1 First Run
Total First + Second Run	Int2: Intermediate 2	DNS Did Not Start	DSQ Disqualified	Fin: Finish
DNQ Did Not Qualify				



Audi
FIS Ski World Cup

AUDI FIS SKI WORLD CUP 2015/16



AFTER 9th LADIES' SLALOM SLALOM FIS WCSL LIST

Number of Competitors: 66

Rank	FIS Code	Name	NSA	Competition Dates and Locations									Base - X + Y = WCSL-SL			
				1	2	3	4	5	6	7	8	9				
1	505679	HANSDOTTER Frida	SWE	60	80	80	100	45	60	80	40	26	649	584	571	636
2	705287	VELEZ ZUZULOVA V.	SVK	80	-	40	40	60	100	100	26	60	353	318	506	541
3	155415	STRACHOVA Sarka	CZE	50	60	36	45	80	80	45	36	32	436	392	464	508
4	6535237	SHIFFRIN Mikaela	USA	100	100	-	-	-	-	-	100	100	779	701	400	478
5	516280	HOLDENER Wendy	SUI	36	11	45	80	40	50	40	29	80	266	239	411	438
6	196806	NOENS Nastasia	FRA	40	18	29	22	26	32	50	80	45	193	174	342	361
7	705423	VLHOVA Petra	SVK	24	36	100	60	-	40	60	-	29	34	31	349	352
8	425771	LOESETH Nina	NOR	14	32	60	-	100	45	36	-	36	249	224	323	348
9	105269	GAGNON Marie-Michele	CAN	32	16	-	26	36	-	20	60	40	212	191	230	251
10	55759	KIRCHGASSER Michaela	AUT	-	40	50	-	50	-	18	12	50	144	130	220	234
11	505760	PIETILAE-HOLMNER Maria	SWE	45	22	26	24	32	10	11	-	22	321	289	192	224
12	55977	THALMANN Carmen	AUT	-	45	22	50	22	-	29	24	-	203	183	192	212
13	516284	GISIN Michelle	SUI	20	20	16	36	-	26	32	-	-	130	117	150	163
14	537772	STIEGLER Resi	USA	16	26	13	16	18	16	3	32	7	75	68	147	154
15	106961	MIELZYNSKI Erin	CAN	26	50	-	-	20	-	22	-	-	193	174	118	137
16	56032	SCHILD Bernadette	AUT	-	-	-	18	10	13	9	50	20	141	127	120	134
17	506146	SWENN-LARSSON Anna	SWE	10	7	-	11	12	36	-	45	-	120	108	121	133
18	196726	BARTHET Anne-Sophie	FRA	-	26	-	15	29	22	14	10	9	34	31	125	128
19	296509	CURTONI Irene	ITA	13	-	10	32	-	29	13	9	16	52	47	122	127
20	506341	WIKSTROEM Emelie	SWE	-	15	32	9	-	24	-	11	11	62	56	102	108
21	296354	COSTAZZA Chiara	ITA	15	-	8	-	-	20	15	-	24	152	137	82	97
22	56315	TRUPPE Katharina	AUT	18	-	20	29	-	-	6	18	-	-	-	91	91
23	206355	DUERR Lena	GER	-	-	7	14	-	18	10	13	8	133	120	70	83
24	206279	GEIGER Christina	GER	-	-	24	-	15	12	12	16	-	31	28	79	82
25	56143	GRUENWALD Julia	AUT	-	13	4	-	-	-	26	14	15	18	16	72	74
25	296259	MOELGG Manuela	ITA	-	8	18	20	7	11	4	-	-	60	54	68	74
27	516334	CHABLE Charlotte	SUI	-	29	-	-	4	15	-	6	6	40	36	60	64
27	515997	FEIERABEND Denise	SUI	9	9	12	6	6	-	8	-	10	38	34	60	64
29	55898	BREM Eva-Maria	AUT	11	-	14	10	5	5	5	-	5	16	14	55	57



AFTER 9th LADIES' SLALOM
SLALOM FIS WCSL LIST

28 NOV 2015 Aspen (USA)
29 NOV 2015 Aspen (USA)
13 DEC 2015 Åre (SWE)
29 DEC 2015 Lienz (AUT)
5 JAN 2016 Santa Caterina (ITA)
12 JAN 2016 Flachau (AUT)
15 JAN 2016 Flachau (AUT)
15 FEB 2016 Crans Montana (SUI)
6 MAR 2016 Jasna (SVK)

Number of Competitors: 66

Rank	FIS Code	Name	NSA	1	2	3	4	5	6	7	8	9	Base	- X	+ Y =	WCSL-SL
30	565401	BUCIK Ana	SLO	-	-	5	14	16	-	-	20	-	15	14	55	56
30	206487	WIESLER Maren	GER	-	-	-	14	24	14	-	-	-	44	40	52	56
32	565320	FERK Marusa	SLO	-	-	-	-	14	-	-	22	14	-	-	50	50
33	565243	MAZE Tina	SLO	-	-	-	-	-	-	-	-	-	471	424	-	47
34	56367	GALLHUBER Katharina	AUT	-	-	-	7	13	-	24	-	-	-	-	44	44
35	55838	ZETTEL Kathrin	AUT	-	-	-	-	-	-	-	-	-	401	361	-	40
36	56253	HUBER Katharina	AUT	13	14	11	-	-	-	-	-	-	-	-	38	38
37	506350	EKLUND Nathalie	SWE	7	10	15	-	-	-	-	-	-	37	33	32	36
38	197319	BAUD MUGNIER Adeline	FRA	24	-	6	-	-	-	-	-	-	50	45	30	35
38	306249	HASEGAWA Emi	JPN	-	-	-	-	9	7	-	-	18	6	5	34	35
40	506399	HECTOR Sara	SWE	29	-	-	-	-	-	-	-	-	41	37	29	33
41	297601	BRIGNONE Federica	ITA	-	-	-	-	-	-	-	15	12	18	16	27	29
42	196725	BARIOZ Taina	FRA	8	-	3	5	-	9	-	-	-	16	14	25	27
43	55690	HOSP Nicole	AUT	-	-	-	-	-	-	-	-	-	249	224	-	25
44	196803	MOUGEL Laurie	FRA	-	12	-	-	-	-	-	-	-	124	112	12	24
45	425981	SKJOELD Maren	NOR	-	-	-	-	-	-	-	7	13	-	-	20	20
46	206701	WILLIBALD Elisabeth	GER	-	-	-	-	-	-	16	-	-	-	-	16	16
47	516344	KOPP Rahel	SUI	-	6	9	-	-	-	-	-	-	5	5	15	15
47	56126	ZELLER Lisa-Maria	AUT	-	-	-	8	-	-	7	-	-	-	-	15	15
49	155728	DUBOVSKA Martina	CZE	-	-	-	-	-	-	-	5	5	9	8	10	11
49	516265	GMUER Chiara	SUI	-	-	-	-	11	-	-	-	-	-	-	11	11
51	485637	ALOPINA Ksenia	RUS	-	-	-	-	-	-	-	8	-	-	-	8	8
51	539927	LAPANJA Lila	USA	-	-	-	-	-	8	-	-	-	-	-	8	8
51	565331	LAVTAR Katarina	SLO	-	-	-	-	8	-	-	-	-	-	-	8	8
54	506583	SAEFVENBERG Charlotta	SWE	-	-	-	-	-	-	-	-	-	71	64	-	7
55	355061	HILZINGER Jessica	GER	6	-	-	-	-	-	-	-	-	-	-	6	6
55	539909	MOLTZAN Paula	USA	-	-	-	-	-	6	-	-	-	-	-	6	6
57	55807	DAUM Alexandra	AUT	-	-	-	-	-	-	-	-	-	46	41	-	5
58	205239	WIRTH Barbara	GER	-	-	-	-	-	-	-	-	-	38	34	-	4
59	56258	AGER Christina	AUT	-	-	-	-	-	-	-	-	-	19	17	-	2
59	506664	FJAELLSTROEM M.	SWE	-	-	-	-	-	-	-	-	-	16	14	-	2
59	297233	PARDELLER Sarah	ITA	-	-	-	-	-	-	-	-	-	16	14	-	2
59	206408	WEINBUCHNER Susanne	GER	-	-	-	-	-	-	2	-	-	-	-	2	2
63	107387	CRAWFORD Candace	CAN	-	-	-	-	-	-	-	-	-	6	5	-	1
63	25096	GUTIERREZ Mireia	AND	-	-	-	-	-	-	-	-	-	11	10	-	1
63	206532	SCHMOTZ Marlene	GER	-	-	-	-	-	-	-	-	-	8	7	-	1
63	516109	VOGEL Nadja	SUI	-	-	-	-	-	-	-	-	-	8	7	-	1



AFTER 9th LADIES' SLALOM
SLALOM FIS WCSL LIST

Number of Competitors per Nation until 60th position

AUT : 13	CAN : 2	CZE : 2	FRA : 5	GER : 7	ITA : 5
JPN : 1	NOR : 2	RUS : 1	SLO : 4	SUI : 6	SVK : 2
SWE : 8	USA : 4				

LEGEND

Base Last season WCSL points

X (Base / number of planned races in the current season) * number of completed races in the current season

Y WC points won in the current season

WCSL-SL World Cup Start List points for Slalom

06-03-2016 / Jasna (SVK) / 5180

Page 3/3

www.fis-ski.com

Generation Date: SUN 6 MAR 2016

Time: 14:27

Document: 60A 1.0





Audi
FIS Ski World Cup

AUDI

FIS SKI WORLD CUP 2015/16



AFTER 9th LADIES' SLALOM

OVERALL FIS WCSL LIST

Number of Competitors: 158

Rank	FIS Code	Name	NSA	WCSL	DH	SL	GS	SG	SC
1	537544	VONN Lindsey	USA	1445	641 (1)	-	134 (17)	570 (1)	100 (5)
2	516138	GUT Lara	SUI	1343	413 (3)	-	378 (3)	430 (2)	122 (1)
3	205218	REBENBURG Viktoria	GER	1047	297 (7)	-	468 (2)	282 (5)	-
4	355050	WEIRATHER Tina	LIE	913	241 (8)	-	327 (5)	345 (3)	-
5	505679	HANSDOTTER Frida	SWE	821	-	636 (1)	185 (10)	-	-
6	56128	HUETTER Cornelia	AUT	759	405 (5)	-	-	324 (4)	30 (27)
7	297601	BRIGNONE Federica	ITA	714	9 (49)	29 (41)	378 (3)	248 (6)	50 (16)
8	6535237	SHIFFRIN Mikaela	USA	694	-	478 (4)	166 (14)	18 (43)	32 (25)
9	296729	FANCHINI Nadia	ITA	677	311 (6)	-	185 (10)	181 (10)	-
10	425771	LOESETH Nina	NOR	626	-	348 (8)	278 (6)	-	-
11	516280	HOLDENER Wendy	SUI	607	-	438 (5)	52 (34)	1 (62)	116 (4)
12	55898	BREM Eva-Maria	AUT	596	-	57 (29)	539 (1)	-	-
13	705287	VELEZ ZUZULOVA Veronika	SVK	541	-	541 (2)	-	-	-
14	55759	KIRCHGASSER Michaela	AUT	522	-	234 (10)	169 (13)	-	119 (3)
15	515766	SUTER Fabienne	SUI	510	410 (4)	-	-	100 (21)	-
16	155415	STRACHOVA Sarka	CZE	508	-	508 (3)	-	-	-
17	538573	ROSS Laurene	USA	484	229 (9)	-	-	223 (7)	32 (25)
18	106849	YURKIW Larisa	CAN	482	431 (2)	-	-	51 (31)	-
19	105269	GAGNON Marie-Michele	CAN	481	-	251 (9)	93 (25)	15 (46)	122 (1)
20	505886	KLING Kajsa	SWE	478	206 (11)	-	54 (32)	192 (9)	26 (29)
21	55947	FENNINGER Anna	AUT	424	53 (28)	-	143 (16)	153 (15)	75 (8)
22	297702	MARSAGLIA Francesca	ITA	420	102 (24)	-	98 (22)	155 (14)	65 (10)
23	297910	CURTONI Elena	ITA	418	128 (17)	-	87 (26)	165 (11)	38 (21)
23	505760	PIETILAE-HOLMNER Maria	SWE	418	-	224 (11)	194 (9)	-	-
25	55576	GOERGL Elisabeth	AUT	387	201 (13)	-	15 (46)	162 (12)	9 (44)
26	565243	MAZE Tina	SLO	374	51 (30)	47 (33)	69 (29)	117 (17)	90 (6)
27	705423	VLHOVA Petra	SVK	370	-	352 (7)	18 (43)	-	-
28	196928	WORLEY Tessa	FRA	362	19 (38)	-	214 (8)	91 (22)	38 (21)
29	196806	NOENS Nastasia	FRA	361	-	361 (6)	-	-	-
30	296427	SCHNARF Johanna	ITA	348	124 (18)	-	-	158 (13)	66 (9)
31	516319	SUTER Corinne	SUI	288	208 (10)	-	-	80 (25)	-
32	565360	STUHEC Ilka	SLO	281	108 (21)	-	-	131 (16)	42 (19)
33	55977	THALMANN Carmen	AUT	276	-	212 (12)	64 (30)	-	-
34	56088	TIPPLER Tamara	AUT	274	76 (27)	-	-	198 (8)	-
35	537582	COOK Stacey	USA	265	182 (14)	-	-	74 (26)	9 (44)
36	296509	CURTONI Irene	ITA	249	-	127 (19)	122 (19)	-	-
37	296259	MOELGG Manuela	ITA	245	-	74 (25)	171 (12)	-	-

06-03-2016 / Jasna (SVK) / 5180

Page 1/4

www.fis-ski.com

Generation Date: SUN 6 MAR 2016

Time: 14:27

Document: 60B 1.0



AFTER 9th LADIES' SLALOM
OVERALL FIS WCSL LIST

Number of Competitors: 158

Rank	FIS Code	Name	NSA	WCSL	DH	SL	GS	SG	SC
38	565268	DREV Ana	SLO	244	-	-	244 (7)	-	-
39	196726	BARTHET Anne-Sophie	FRA	241	-	128 (18)	48 (35)	-	65 (10)
40	425929	MOWINCKEL Ragnhild	NOR	240	38 (33)	-	75 (27)	66 (27)	61 (13)
41	196968	BAILET Margot	FRA	236	104 (23)	-	-	49 (33)	83 (7)
42	55970	SCHMIDHOFER Nicole	AUT	233	132 (15)	-	-	101 (20)	-
43	296472	FANCHINI Elena	ITA	218	130 (16)	-	-	88 (23)	-
44	298323	GOGGIA Sofia	ITA	217	28 (34)	-	96 (23)	83 (24)	10 (41)
45	245066	MIKLOS Edit	HUN	212	204 (12)	-	-	8 (52)	-
46	56125	PUCHNER Mirjam	AUT	202	117 (20)	-	-	59 (29)	26 (29)
47	516284	GISIN Michelle	SUI	188	-	163 (13)	3 (60)	-	22 (31)
48	56087	SIEBENHOFER Ramona	AUT	182	105 (22)	-	23 (41)	33 (36)	21 (32)
49	506399	HECTOR Sara	SWE	180	-	33 (40)	147 (15)	-	-
50	296008	MERIGHETTI Daniela	ITA	172	123 (19)	-	-	49 (33)	-
51	56177	VENIER Stephanie	AUT	169	50 (32)	-	-	110 (18)	9 (44)
52	197497	MIRADOLI Romane	FRA	165	2 (62)	-	-	102 (19)	61 (13)
53	537772	STIEGLER Resi	USA	154	-	154 (14)	-	-	-
54	55690	HOSP Nicole	AUT	149	20 (36)	25 (43)	-	64 (28)	40 (20)
54	55838	ZETTEL Kathrin	AUT	149	-	40 (35)	59 (31)	-	50 (16)
56	196725	BARIOZ Taina	FRA	144	-	27 (42)	117 (20)	-	-
57	106961	MIELZYNSKI Erin	CAN	137	-	137 (15)	-	-	-
58	56032	SCHILD Bernadette	AUT	134	-	134 (16)	-	-	-
59	506146	SWENN-LARSSON Anna	SWE	133	-	133 (17)	-	-	-
60	197319	BAUD MUGNIER Adeline	FRA	131	-	35 (38)	96 (23)	-	-
60	565320	FERK Marusa	SLO	131	13 (45)	50 (32)	-	5 (54)	63 (12)
62	299276	BASSINO Marta	ITA	130	5 (56)	-	124 (18)	1 (62)	-
63	515997	FEIERABEND Denise	SUI	128	25 (35)	64 (27)	-	5 (54)	34 (24)
64	296431	STUFFER Verena	ITA	125	92 (26)	-	-	33 (36)	-
65	56315	TRUPPE Katharina	AUT	118	-	91 (22)	27 (39)	-	-
66	56217	BRUNNER Stephanie	AUT	108	-	-	72 (28)	-	36 (23)
66	106825	PREFONTAINE Marie-Pier	CAN	108	-	-	105 (21)	-	3 (53)
66	506341	WIKSTROEM Emelie	SWE	108	-	108 (20)	-	-	-
69	538685	MCKENNIS Alice	USA	99	95 (25)	-	-	4 (58)	-
70	296354	COSTAZZA Chiara	ITA	97	-	97 (21)	-	-	-
71	206355	DUERR Lena	GER	96	-	83 (23)	13 (49)	-	-
72	515747	GISIN Dominique	SUI	86	17 (41)	-	20 (42)	29 (38)	20 (33)
73	206279	GEIGER Christina	GER	82	-	82 (24)	-	-	-
74	537545	MANCUSO Julia	USA	80	18 (40)	-	3 (60)	40 (35)	19 (35)
75	516185	HAEHLEN Joana	SUI	79	51 (30)	-	-	26 (39)	2 (56)
76	565401	BUCIK Ana	SLO	76	-	56 (30)	-	-	20 (33)
76	425880	SEJERSTED Lotte Smiseth	NOR	76	16 (42)	-	-	50 (32)	10 (41)
78	56143	GRUENWALD Julia	AUT	74	-	74 (25)	-	-	-
79	197295	PIOT Jennifer	FRA	72	19 (38)	-	-	53 (30)	-
80	565333	BRODNIK Vanja	SLO	68	12 (46)	-	-	-	56 (15)
81	516334	CHABLE Charlotte	SUI	64	-	64 (27)	-	-	-
82	516344	KOPP Rahel	SUI	62	-	15 (47)	2 (62)	-	45 (18)
83	306249	HASEGAWA Emi	JPN	61	-	35 (38)	26 (40)	-	-
83	539536	WILES Jacqueline	USA	61	52 (29)	-	-	1 (62)	8 (47)

06-03-2016 / Jasna (SVK) / 5180

Page 2/4

www.fis-ski.com

Generation Date: SUN 6 MAR 2016

Time: 14:27

Document: 60B 1.0



AFTER 9th LADIES' SLALOM
OVERALL FIS WCSL LIST

Number of Competitors: 158

Rank	FIS Code	Name	NSA	WCSL	DH	SL	GS	SG	SC
85	206487	WIESLER Maren	GER	56	-	56 (30)	-	-	-
86	196793	MARMOTTAN Anemone	FRA	54	-	-	54 (32)	-	-
87	56224	MAIER Sabrina	AUT	49	20 (36)	-	-	21 (40)	8 (47)
88	506350	EKLUND Nathalie	SWE	46	-	36 (37)	10 (52)	-	-
89	56367	GALLHUBER Katharina	AUT	44	-	44 (34)	-	-	-
90	107387	CRAWFORD Candace	CAN	39	-	1 (63)	-	9 (51)	29 (28)
91	56253	HUBER Katharina	AUT	38	-	38 (36)	-	-	-
91	565331	LAVTAR Katarina	SLO	38	-	8 (51)	30 (38)	-	-
91	516268	WILD Simone	SUI	38	-	-	38 (36)	-	-
94	197124	FRASSE SOMBET Coralie	FRA	34	-	-	17 (44)	17 (45)	-
94	505632	LINDELL-VIKARBY Jessica	SWE	34	-	-	34 (37)	-	-
94	425981	SKJOELD Maren	NOR	34	-	20 (45)	-	-	14 (38)
97	56174	HAASER Ricarda	AUT	31	-	-	7 (53)	6 (53)	18 (36)
98	155763	LEDECKA Ester	CZE	28	15 (44)	-	-	13 (47)	-
98	495318	RUIZ CASTILLO Carolina	SPA	28	16 (42)	-	-	12 (48)	-
100	516219	NUFER Priska	SUI	27	11 (47)	-	-	11 (49)	5 (51)
101	196460	JAY MARCHAND-ARVIER M.	FRA	25	5 (56)	-	-	20 (41)	-
102	206520	DORSCH Patrizia	GER	24	6 (55)	-	-	5 (54)	13 (40)
102	196803	MOUGEL Laurie	FRA	24	-	24 (44)	-	-	-
104	206367	HRONEK Veronique	GER	22	-	-	1 (64)	11 (49)	10 (41)
105	55766	STERZ Regina	AUT	21	3 (60)	-	-	18 (43)	-
106	107613	GRENIER Valerie	CAN	20	-	-	-	20 (41)	-
107	56241	SCHNEEBERGER Rosina	AUT	18	-	-	-	3 (59)	15 (37)
108	565373	ROBNIK Tina	SLO	16	-	-	16 (45)	-	-
108	206701	WILLIBALD Elisabeth	GER	16	-	16 (46)	-	-	-
110	197616	ALPHAND Estelle	FRA	15	-	-	15 (46)	-	-
110	299466	DELAGO Nicol	ITA	15	1 (66)	-	-	-	14 (38)
110	55750	FISCHBACHER Andrea	AUT	15	5 (56)	-	7 (53)	3 (59)	-
110	155563	KRIZOVA Klara	CZE	15	7 (53)	-	-	5 (54)	3 (53)
110	56126	ZELLER Lisa-Maria	AUT	15	-	15 (47)	-	-	-
115	197651	DIREZ Clara	FRA	14	-	-	14 (48)	-	-
116	225525	TILLEY Alexandra	GBR	12	-	-	12 (50)	-	-
117	375018	COLETTI Alexandra	MON	11	11 (47)	-	-	-	-
117	155728	DUBOVSKA Martina	CZE	11	-	11 (49)	-	-	-
117	516265	GMUER Chiara	SUI	11	-	11 (49)	-	-	-
117	516394	SUTER Jasmina	SUI	11	-	-	11 (51)	-	-
121	515806	JNGLIN-KAMER Nadja	SUI	9	9 (49)	-	-	-	-
122	485637	ALOPINA Ksenia	RUS	8	-	8 (51)	-	-	-
122	315187	IGNJATOVIC Nevena	SRB	8	-	-	-	-	8 (47)
122	516145	KUENG Mirena	SUI	8	8 (51)	-	-	-	-
122	539927	LAPANJA Lila	USA	8	-	8 (51)	-	-	-
122	55913	MOSER Stefanie	AUT	8	8 (51)	-	-	-	-
122	56198	SCHEYER Christine	AUT	8	-	-	-	-	8 (47)
128	197615	BESSY Anouk	FRA	7	7 (53)	-	-	-	-
128	538284	MCJAMES Megan	USA	7	-	-	7 (53)	-	-
128	485731	ROMANOVA Anastasia	RUS	7	-	-	7 (53)	-	-
128	506583	SAEFVENBERG Charlotta	SWE	7	-	7 (54)	-	-	-

06-03-2016 / Jasna (SVK) / 5180

Page 3/4

www.fis-ski.com

Generation Date: SUN 6 MAR 2016

Time: 14:27

Document: 60B 1.0



AFTER 9th LADIES' SLALOM
OVERALL FIS WCSL LIST

Number of Competitors: 158

Rank	FIS Code	Name	NSA	WCSL	DH	SL	GS	SG	SC
132	298124	AGNELLI Nicole	ITA	6	-	-	6 (57)	-	-
132	355061	HILZINGER Jessica	GER	6	-	6 (55)	-	-	-
132	206444	HOESL Simona	GER	6	-	-	6 (57)	-	-
132	539909	MOLTZAN Paula	USA	6	-	6 (55)	-	-	-
136	515782	ABDERHALDEN Marianne	SUI	5	5 (56)	-	-	-	-
136	55807	DAUM Alexandra	AUT	5	-	5 (57)	-	-	-
136	56311	REISINGER Elisabeth	AUT	5	-	-	-	-	5 (51)
136	426043	TVIBERG Maria Therese	NOR	5	2 (62)	-	-	3 (59)	-
140	196179	BERTRAND Marion	FRA	4	-	-	4 (59)	-	-
140	205239	WIRTH Barbara	GER	4	-	4 (58)	-	-	-
142	6535455	JOHNSON Breezy	USA	3	3 (60)	-	-	-	-
142	155699	PAULATHOVA Katerina	CZE	3	-	-	1 (64)	-	2 (56)
142	195983	ROLLAND Marion	FRA	3	2 (62)	-	-	1 (62)	-
142	45331	SMALL Greta	AUS	3	-	-	-	-	3 (53)
146	56258	AGER Christina	AUT	2	-	2 (59)	-	-	-
146	506664	FJAELLSTROEM Magdalena	SWE	2	-	2 (59)	-	-	-
146	197665	LARROUY Noemie	FRA	2	2 (62)	-	-	-	-
146	297233	PARDELLER Sarah	ITA	2	-	2 (59)	-	-	-
146	298694	PICHLER Karoline	ITA	2	-	-	2 (62)	-	-
146	206408	WEINBUCHNER Susanne	GER	2	-	2 (59)	-	-	-
152	56336	DENGSCHERZ Dajana	AUT	1	-	-	-	1 (62)	-
152	25096	GUTIERREZ Mireia	AND	1	-	1 (63)	-	-	-
152	539457	MARNO Anna	USA	1	-	-	-	1 (62)	-
152	196812	PELLISSIER Marion	FRA	1	-	-	-	1 (62)	-
152	206532	SCHMOTZ Marlene	GER	1	-	1 (63)	-	-	-
152	516109	VOGEL Nadja	SUI	1	-	1 (63)	-	-	-
152	206460	WENIG Michaela	GER	1	-	-	-	1 (62)	-

LEGEND

SC Alpine Combined points **DH** Downhill points **SG** Super-G points **WCSL** Overall points **SL** Slalom points
GS Giant Slalom points





Audi
FIS Ski World Cup

AUDI FIS SKI WORLD CUP 2015/16



10th LADIES' SLALOM SLALOM FIS WORLD CUP STANDINGS

Number of Competitors: 56

Rank	FIS Code	Name	NSA	Race Dates and Locations										WC-SL	Diff.
				1	2	3	4	5	6	7	8	9	10		
1	505679	HANSDOTTER Frida	SWE	60	80	80	100	45	60	80	40	80	26	651	
2	705287	VELEZ ZUZULOVA V.	SVK	80	-	40	40	60	100	100	26	40	60	546	- 105
3	516280	HOLDENER Wendy	SUI	36	11	45	80	40	50	40	29	100	80	511	- 140
4	155415	STRACHOVA Sarka	CZE	50	60	36	45	80	80	45	36	-	32	464	- 187
5	6535237	SHIFFRIN Mikaela	USA	100	100	-	-	-	-	-	100	-	100	400	- 251
6	705423	VLHOVA Petra	SVK	24	36	100	60	-	40	60	-	40	29	389	- 262
7	196806	NOENS Nastasia	FRA	40	18	29	22	26	32	50	80	40	45	382	- 269
8	425771	LOESETH Nina	NOR	14	32	60	-	100	45	36	-	50	36	373	- 278
9	505760	PIETILAE-HOLMNER Maria	SWE	45	22	26	24	32	10	11	-	60	22	252	- 399
10	105269	GAGNON Marie-Michele	CAN	32	16	-	26	36	-	20	60	15	40	245	- 406
11	55759	KIRCHGASSER Michaela	AUT	-	40	50	-	50	-	18	12	15	50	235	- 416
12	55977	THALMANN Carmen	AUT	-	45	22	50	22	-	29	24	40	-	232	- 419
13	516284	GISIN Michelle	SUI	20	20	16	36	-	26	32	-	15	-	165	- 486
14	537772	STIEGLER Resi	USA	16	26	13	16	18	16	3	32	15	7	162	- 489
15	196726	BARTHET Anne-Sophie	FRA	-	26	-	15	29	22	14	10	-	9	125	- 526
16	296509	CURTONI Irene	ITA	13	-	10	32	-	29	13	9	-	16	122	- 529
17	506146	SWENN-LARSSON Anna	SWE	10	7	-	11	12	36	-	45	-	-	121	- 530
18	56032	SCHILD Bernadette	AUT	-	-	-	18	10	13	9	50	-	20	120	- 531
19	106961	MIELZYNSKI Erin	CAN	26	50	-	-	20	-	22	-	-	-	118	- 533
20	506341	WIKSTROEM Emelie	SWE	-	15	32	9	-	24	-	11	-	11	102	- 549
21	56315	TRUPPE Katharina	AUT	18	-	20	29	-	-	6	18	-	-	91	- 560
22	296354	COSTAZZA Chiara	ITA	15	-	8	-	-	20	15	-	-	24	82	- 569
23	206279	GEIGER Christina	GER	-	-	24	-	15	12	12	16	-	-	79	- 572
24	56143	GRUENWALD Julia	AUT	-	13	4	-	-	-	26	14	-	15	72	- 579
25	206355	DUERR Lena	GER	-	-	7	14	-	18	10	13	-	8	70	- 581
26	296259	MOELGG Manuela	ITA	-	8	18	20	7	11	4	-	-	-	68	- 583
27	206487	WIESLER Maren	GER	-	-	-	14	24	14	-	-	15	-	67	- 584
28	516334	CHABLE Charlotte	SUI	-	29	-	-	4	15	-	6	-	6	60	- 591



10th LADIES' SLALOM
SLALOM FIS WORLD CUP STANDINGS

28 NOV 2015 Aspen (USA)
29 NOV 2015 Aspen (USA)
13 DEC 2015 Åre (SWE)
29 DEC 2015 Lienz (AUT)
5 JAN 2016 Santa Caterina (ITA)
12 JAN 2016 Flachau (AUT)
15 JAN 2016 Flachau (AUT)
15 FEB 2016 Crans Montana (SUI)
23 FEB 2016 Stockholm (SWE)
6 MAR 2016 Jasna (SVK)

Number of Competitors: 56

Rank	FIS Code	Name	NSA	1	2	3	4	5	6	7	8	9	10	WC-SL	Diff.
28	515997	FEIERABEND Denise	SUI	9	9	12	6	6	-	8	-	-	10	60	- 591
30	55898	BREM Eva-Maria	AUT	11	-	14	10	5	5	5	-	-	5	55	- 596
30	565401	BUCIK Ana	SLO	-	-	5	14	16	-	-	20	-	-	55	- 596
32	565320	FERK Marusa	SLO	-	-	-	-	14	-	-	22	-	14	50	- 601
33	56367	GALLHUBER Katharina	AUT	-	-	-	7	13	-	24	-	-	-	44	- 607
34	56253	HUBER Katharina	AUT	13	14	11	-	-	-	-	-	-	-	38	- 613
35	306249	HASEGAWA Emi	JPN	-	-	-	-	9	7	-	-	-	18	34	- 617
36	506350	EKLUND Nathalie	SWE	7	10	15	-	-	-	-	-	-	-	32	- 619
37	197319	BAUD MUGNIER Adeline	FRA	24	-	6	-	-	-	-	-	-	-	30	- 621
38	506399	HECTOR Sara	SWE	29	-	-	-	-	-	-	-	-	-	29	- 622
39	297601	BRIGNONE Federica	ITA	-	-	-	-	-	-	-	15	-	12	27	- 624
40	196725	BARIOZ Taina	FRA	8	-	3	5	-	9	-	-	-	-	25	- 626
41	425981	SKJOELD Maren	NOR	-	-	-	-	-	-	-	7	-	13	20	- 631
42	206701	WILLIBALD Elisabeth	GER	-	-	-	-	-	-	16	-	-	-	16	- 635
43	516138	GUT Lara	SUI	-	-	-	-	-	-	-	-	15	-	15	- 636
43	516344	KOPP Rahel	SUI	-	6	9	-	-	-	-	-	-	-	15	- 636
43	537544	VONN Lindsey	USA	-	-	-	-	-	-	-	-	15	-	15	- 636
43	355050	WEIRATHER Tina	LIE	-	-	-	-	-	-	-	-	15	-	15	- 636
43	56126	ZELLER Lisa-Maria	AUT	-	-	-	8	-	-	7	-	-	-	15	- 636
48	196803	MOUGEL Laurie	FRA	-	12	-	-	-	-	-	-	-	-	12	- 639
49	516265	GMUER Chiara	SUI	-	-	-	-	11	-	-	-	-	-	11	- 640
50	155728	DUBOVSKA Martina	CZE	-	-	-	-	-	-	-	5	-	5	10	- 641
51	485637	ALOPINA Ksenia	RUS	-	-	-	-	-	-	-	8	-	-	8	- 643
51	539927	LAPANJA Lila	USA	-	-	-	-	-	8	-	-	-	-	8	- 643
51	565331	LAVTAR Katarina	SLO	-	-	-	-	8	-	-	-	-	-	8	- 643
54	355061	HILZINGER Jessica	GER	6	-	-	-	-	-	-	-	-	-	6	- 645
54	539909	MOLTZAN Paula	USA	-	-	-	-	-	6	-	-	-	-	6	- 645
56	206408	WEINBUCHNER Susanne	GER	-	-	-	-	-	-	2	-	-	-	2	- 649

LEGEND

WC-SL World Cup points for Slalom Diff. Points Difference

06-03-2016 / Jasna (SVK) / 5180

Page 2/2

www.fis-ski.com

Generation Date: SUN 6 MAR 2016

Time: 14:27

Document: 25A 1.0



10th LADIES' SLALOM
OVERALL FIS WORLD CUP STANDINGS

Number of Competitors: 127

Rank	FIS Code	Name	NSA	Points	DH 8 races	SL 10 races	GS 7 races	SG 6 races	SC 2 races
1	537544	VONN Lindsey	USA	1235	580 (1)	15 (43)	120 (14)	420 (1)	100 (1)
2	516138	GUT Lara	SUI	1207	374 (5)	15 (43)	362 (3)	356 (2)	100 (1)
3	205218	REBENSBURG Viktoria	GER	914	264 (7)	-	410 (2)	240 (4)	-
4	505679	HANSDOTTER Frida	SWE	807	-	651 (1)	156 (10)	-	-
5	355050	WEIRATHER Tina	LIE	794	208 (8)	15 (43)	285 (5)	286 (3)	-
6	516280	HOLDENER Wendy	SUI	660	-	511 (3)	51 (28)	-	98 (4)
7	56128	HUETTER Cornelia	AUT	651	387 (3)	-	-	240 (4)	24 (22)
8	297601	BRIGNONE Federica	ITA	635	9 (43)	27 (39)	325 (4)	224 (6)	50 (9)
9	425771	LOESETH Nina	NOR	627	-	373 (8)	254 (6)	-	-
10	296729	FANCHINI Nadia	ITA	570	300 (6)	-	131 (13)	139 (11)	-
11	705287	VELEZ ZUZULOVA Veronika	SVK	546	-	546 (2)	-	-	-
12	6535237	SHIFFRIN Mikaela	USA	530	-	400 (5)	80 (23)	18 (35)	32 (18)
13	55898	BREM Eva-Maria	AUT	497	-	55 (30)	442 (1)	-	-
14	155415	STRACHOVA Sarka	CZE	464	-	464 (4)	-	-	-
15	515766	SUTER Fabienne	SUI	462	383 (4)	-	-	79 (20)	-
16	106849	YURKIW Larisa	CAN	455	407 (2)	-	-	48 (26)	-
17	55759	KIRCHGASSER Michaela	AUT	451	-	235 (11)	143 (12)	-	73 (5)
18	105269	GAGNON Marie-Michele	CAN	442	-	245 (10)	89 (19)	8 (41)	100 (1)
19	505886	KLING Kajsa	SWE	421	189 (11)	-	50 (29)	156 (9)	26 (21)
19	538573	ROSS Laurene	USA	421	208 (8)	-	-	197 (7)	16 (28)
21	505760	PIETILAE-HOLMNER Maria	SWE	416	-	252 (9)	164 (9)	-	-
22	705423	VLHOVA Petra	SVK	407	-	389 (6)	18 (38)	-	-
23	196806	NOENS Nastasia	FRA	382	-	382 (7)	-	-	-
24	297910	CURTONI Elena	ITA	373	128 (15)	-	82 (21)	131 (12)	32 (18)
25	297702	MARSAGLIA Francesca	ITA	345	102 (21)	-	88 (20)	119 (13)	36 (16)
26	196928	WORLEY Tessa	FRA	328	19 (35)	-	185 (8)	86 (18)	38 (14)
27	296427	SCHNARF Johanna	ITA	327	115 (16)	-	-	154 (10)	58 (7)
28	55977	THALMANN Carmen	AUT	295	-	232 (12)	63 (27)	-	-
29	516319	SUTER Corinne	SUI	287	208 (8)	-	-	79 (20)	-
30	56088	TIPPLER Tamara	AUT	270	76 (27)	-	-	194 (8)	-
31	55576	GOERGL Elisabeth	AUT	268	159 (14)	-	-	109 (15)	-
32	565360	STUHEC Ilka	SLO	238	96 (24)	-	-	118 (14)	24 (22)
33	196726	BARTHET Anne-Sophie	FRA	231	-	125 (15)	46 (31)	-	60 (6)
34	537582	COOK Stacey	USA	230	165 (13)	-	-	56 (24)	9 (36)
35	565268	DREV Ana	SLO	227	-	-	227 (7)	-	-
36	296509	CURTONI Irene	ITA	219	-	122 (16)	97 (17)	-	-
37	298323	GOGGIA Sofia	ITA	216	28 (32)	-	96 (18)	82 (19)	10 (34)



10th LADIES' SLALOM
OVERALL FIS WORLD CUP STANDINGS

Number of Competitors: 127

Rank	FIS Code	Name	NSA	Points	DH 8 races	SL 10 races	GS 7 races	SG 6 races	SC 2 races
37	296259	MOELGG Manuela	ITA	216	-	68 (26)	148 (11)	-	-
39	245066	MIKLOS Edit	HUN	195	189 (11)	-	-	6 (42)	-
40	516284	GISIN Michelle	SUI	187	-	165 (13)	-	-	22 (24)
41	196968	BAILET Margot	FRA	181	101 (22)	-	-	35 (30)	45 (12)
41	55970	SCHMIDHOFER Nicole	AUT	181	113 (17)	-	-	68 (22)	-
43	425929	MOWINCKEL Ragnhild	NOR	180	34 (31)	-	48 (30)	51 (25)	47 (10)
44	56125	PUCHNER Mirjam	AUT	175	110 (18)	-	-	44 (29)	21 (26)
45	56177	VENIER Stephanie	AUT	166	49 (30)	-	-	108 (16)	9 (36)
46	296472	FANCHINI Elena	ITA	165	98 (23)	-	-	67 (23)	-
46	56087	SIEBENHOFER Ramona	AUT	165	103 (20)	-	21 (37)	30 (32)	11 (33)
48	537772	STIEGLER Resi	USA	162	-	162 (14)	-	-	-
49	197497	MIRADOLI Romane	FRA	147	2 (51)	-	-	98 (17)	47 (10)
50	296008	MERIGHETTI Daniela	ITA	138	105 (19)	-	-	33 (31)	-
51	196725	BARIOZ Taina	FRA	132	-	25 (40)	107 (15)	-	-
52	565320	FERK Marusa	SLO	121	13 (38)	50 (32)	-	4 (47)	54 (8)
52	506146	SWENN-LARSSON Anna	SWE	121	-	121 (17)	-	-	-
54	56032	SCHILD Bernadette	AUT	120	-	120 (18)	-	-	-
55	106961	MIELZYNSKI Erin	CAN	118	-	118 (19)	-	-	-
55	56315	TRUPPE Katharina	AUT	118	-	91 (21)	27 (34)	-	-
57	515997	FEIERABEND Denise	SUI	112	25 (33)	60 (28)	-	5 (44)	22 (24)
58	197319	BAUD MUGNIER Adeline	FRA	110	-	30 (37)	80 (23)	-	-
59	299276	BASSINO Marta	ITA	109	5 (49)	-	104 (16)	-	-
60	56217	BRUNNER Stephanie	AUT	108	-	-	72 (25)	-	36 (16)
61	506341	WIKSTROEM Emelie	SWE	102	-	102 (20)	-	-	-
62	296431	STUFFER Verena	ITA	100	86 (25)	-	-	14 (38)	-
63	506399	HECTOR Sara	SWE	97	-	29 (38)	68 (26)	-	-
64	538685	MCKENNIS Alice	USA	86	83 (26)	-	-	3 (48)	-
65	106825	PREFONTAINE Marie-Pier	CAN	84	-	-	81 (22)	-	3 (44)
66	206355	DUERR Lena	GER	83	-	70 (25)	13 (43)	-	-
67	296354	COSTAZZA Chiara	ITA	82	-	82 (22)	-	-	-
68	206279	GEIGER Christina	GER	79	-	79 (23)	-	-	-
68	516185	HAEHLLEN Joana	SUI	79	51 (28)	-	-	26 (33)	2 (45)
70	56143	GRUENWALD Julia	AUT	72	-	72 (24)	-	-	-
71	425880	SEJERSTED Lotte Smiseth	NOR	68	13 (38)	-	-	45 (28)	10 (34)
72	206487	WIESLER Maren	GER	67	-	67 (27)	-	-	-
73	197295	PIOT Jennifer	FRA	66	18 (36)	-	-	48 (26)	-
74	516344	KOPP Rahel	SUI	62	-	15 (43)	2 (51)	-	45 (12)
75	516334	CHABLE Charlotte	SUI	60	-	60 (28)	-	-	-
76	565401	BUCIK Ana	SLO	59	-	55 (30)	-	-	4 (43)
77	306249	HASEGAWA Emi	JPN	58	-	34 (35)	24 (36)	-	-
77	539536	WILES Jacqueline	USA	58	51 (28)	-	-	1 (51)	6 (40)
79	565333	BRODNIK Vanja	SLO	50	12 (40)	-	-	-	38 (14)
80	56224	MAIER Sabrina	AUT	49	20 (34)	-	-	21 (34)	8 (38)
81	56367	GALLHUBER Katharina	AUT	44	-	44 (33)	-	-	-
82	196793	MARMOTTAN Anemone	FRA	42	-	-	42 (32)	-	-
83	506350	EKLUND Nathalie	SWE	41	-	32 (36)	9 (46)	-	-
84	107387	CRAWFORD Candace	CAN	38	-	-	-	9 (40)	29 (20)

06-03-2016 / Jasna (SVK) / 5180

Page 2/3

www.fis-ski.com

Generation Date: SUN 6 MAR 2016

Time: 14:27

Document: 25B 1.0



10th LADIES' SLALOM
OVERALL FIS WORLD CUP STANDINGS

Number of Competitors: 127

Rank	FIS Code	Name	NSA	Points	DH 8 races	SL 10 races	GS 7 races	SG 6 races	SC 2 races
84	56253	HUBER Katharina	AUT	38	-	38 (34)	-	-	-
84	516268	WILD Simone	SUI	38	-	-	38 (33)	-	-
87	565331	LAVTAR Katarina	SLO	34	-	8 (51)	26 (35)	-	-
87	425981	SKJOELD Maren	NOR	34	-	20 (41)	-	-	14 (30)
89	197124	FRASSE SOMBET Coralie	FRA	33	-	-	16 (39)	17 (36)	-
90	56174	HAASER Ricarda	AUT	31	-	-	7 (47)	6 (42)	18 (27)
91	155763	LEDECKA Ester	CZE	28	15 (37)	-	-	13 (39)	-
92	206520	DORSCH Patrizia	GER	24	6 (48)	-	-	5 (44)	13 (32)
93	56241	SCHNEEBERGER Rosina	AUT	18	-	-	-	3 (48)	15 (29)
94	516219	NUFER Priska	SUI	17	11 (41)	-	-	5 (44)	1 (47)
95	565373	ROBNIK Tina	SLO	16	-	-	16 (39)	-	-
95	206701	WILLIBALD Elisabeth	GER	16	-	16 (42)	-	-	-
97	197616	ALPHAND Estelle	FRA	15	-	-	15 (41)	-	-
97	299466	DELAGO Nicol	ITA	15	1 (53)	-	-	-	14 (30)
97	107613	GRENIER Valerie	CAN	15	-	-	-	15 (37)	-
97	56126	ZELLER Lisa-Maria	AUT	15	-	15 (43)	-	-	-
101	197651	DIREZ Clara	FRA	14	-	-	14 (42)	-	-
102	196803	MOUGEL Laurie	FRA	12	-	12 (48)	-	-	-
102	225525	TILLEY Alexandra	GBR	12	-	-	12 (44)	-	-
104	375018	COLETTI Alexandra	MON	11	11 (41)	-	-	-	-
104	516265	GMUER Chiara	SUI	11	-	11 (49)	-	-	-
104	516394	SUTER Jasmina	SUI	11	-	-	11 (45)	-	-
107	155728	DUBOVSKA Martina	CZE	10	-	10 (50)	-	-	-
108	155563	KRIZOVA Klara	CZE	9	7 (45)	-	-	2 (50)	-
109	485637	ALOPINA Ksenia	RUS	8	-	8 (51)	-	-	-
109	516145	KUENG Mirena	SUI	8	8 (44)	-	-	-	-
109	539927	LAPANJA Lila	USA	8	-	8 (51)	-	-	-
109	56198	SCHEYER Christine	AUT	8	-	-	-	-	8 (38)
113	197615	BESSY Anouk	FRA	7	7 (45)	-	-	-	-
113	55913	MOSER Stefanie	AUT	7	7 (45)	-	-	-	-
113	485731	ROMANOVA Anastasia	RUS	7	-	-	7 (47)	-	-
116	355061	HILZINGER Jessica	GER	6	-	6 (54)	-	-	-
116	315187	IGNJATOVIC Nevena	SRB	6	-	-	-	-	6 (40)
116	538284	MCJAMES Megan	USA	6	-	-	6 (49)	-	-
116	539909	MOLTZAN Paula	USA	6	-	6 (54)	-	-	-
120	206444	HOESL Simona	GER	5	-	-	5 (50)	-	-
120	56311	REISINGER Elisabeth	AUT	5	-	-	-	-	5 (42)
122	6535455	JOHNSON Breezy	USA	3	3 (50)	-	-	-	-
123	197665	LARROUY Noemie	FRA	2	2 (51)	-	-	-	-
123	155699	PAULATHOVA Katerina	CZE	2	-	-	-	-	2 (45)
123	206408	WEINBUCHNER Susanne	GER	2	-	2 (56)	-	-	-
126	56336	DENGSCHERZ Dajana	AUT	1	-	-	-	1 (51)	-
126	539457	MARNO Anna	USA	1	-	-	-	1 (51)	-

LEGEND									
SC	Alpine Combined points	DH	Downhill points	SG	Super-G points	Points	Overall points	SL	Slalom points
GS	Giant Slalom points								



10th LADIES' SLALOM
LADIES FIS NATION CUP

Number of Nations: 19

Rank	NSA	Points	Diff.	DH	SL	GS	SG	SC	TE
1	AUT Austria	3753		1024	902	775	824	228	-
2	ITA Italy	3510	- 243	977	299	1071	963	200	-
3	SUI Switzerland	3201	- 552	1060	837	464	550	290	-
4	USA United States of America	2746	- 1007	1090	591	206	696	163	-
5	SWE Sweden	2005	- 1748	189	1187	447	156	26	-
6	FRA France	1702	- 2051	149	574	505	284	190	-
7	GER Germany	1196	- 2557	270	240	428	245	13	-
8	CAN Canada	1152	- 2601	407	363	170	80	132	-
9	SVK Slovakia	953	- 2800	-	935	18	-	-	-
10	NOR Norway	909	- 2844	47	393	302	96	71	-
11	LIE Liechtenstein	794	- 2959	208	15	285	286	-	-
12	SLO Slovenia	745	- 3008	121	113	269	122	120	-
13	CZE Czech Republic	513	- 3240	22	474	-	15	2	-
14	HUN Hungary	195	- 3558	189	-	-	6	-	-
15	JPN Japan	58	- 3695	-	34	24	-	-	-
16	RUS Russian Federation	15	- 3738	-	8	7	-	-	-
17	GBR Great Britain	12	- 3741	-	-	12	-	-	-
18	MON Monaco	11	- 3742	11	-	-	-	-	-
19	SRB Serbia	6	- 3747	-	-	-	-	6	-



10th LADIES' SLALOM
FIS OVERALL NATION CUP

Number of Nations: 24

Rk	NSA	Overall+TE			DH Points			SL Points			GS Points			SG Points			SC Points		
		M+W	M	W	M+W	M	W	M+W	M	W	M+W	M	W	M+W	M	W	M+W	M	W
1	AUT	8876	5123	3753	2117	1093	1024	2211	1309	902	2190	1415	775	1934	1110	824	424	196	228
2	ITA	7485	3975	3510	2089	1112	977	1198	899	299	2063	992	1071	1616	653	963	519	319	200
3	FRA	6518	4816	1702	1324	1175	149	1388	814	574	2249	1744	505	678	394	284	879	689	190
4	SUI	5367	2166	3201	1799	739	1060	1208	371	837	864	400	464	969	419	550	527	237	290
5	NOR	5100	4191	909	1031	984	47	1603	1210	393	1214	912	302	888	792	96	364	293	71
6	USA	4527	1781	2746	1740	650	1090	831	240	591	524	318	206	1184	488	696	248	85	163
7	GER	3224	2028	1196	428	158	270	1095	855	240	1249	821	428	404	159	245	48	35	13
8	SWE	2860	855	2005	189	-	189	1866	679	1187	623	176	447	156	-	156	26	-	26
9	CAN	1676	524	1152	748	341	407	396	33	363	191	21	170	192	112	80	149	17	132
10	SLO	1342	597	745	320	199	121	129	16	113	360	91	269	323	201	122	210	90	120
11	SVK	1061	108	953	-	-	-	951	16	935	42	24	18	-	-	-	68	68	-
12	LIE	794	-	794	208	-	208	15	-	15	285	-	285	286	-	286	-	-	-
13	CZE	570	57	513	22	-	22	474	-	474	43	43	-	17	2	15	14	12	2
14	RUS	341	326	15	-	-	-	334	326	8	7	-	7	-	-	-	-	-	-
15	HUN	204	9	195	189	-	189	9	9	-	-	-	-	6	-	6	-	-	-
16	CRO	195	195	-	6	6	-	-	-	-	85	85	-	5	5	-	99	99	-
17	FIN	162	162	-	12	12	-	-	-	-	143	143	-	3	3	-	4	4	-
18	GBR	111	99	12	-	-	-	99	99	-	12	-	12	-	-	-	-	-	-
19	JPN	75	17	58	-	-	-	51	17	34	24	-	24	-	-	-	-	-	-
20	MON	11	-	11	11	-	11	-	-	-	-	-	-	-	-	-	-	-	-
21	POL	8	8	-	-	-	-	-	-	-	-	-	-	-	-	-	8	8	-
22	SRB	6	-	6	-	-	-	-	-	-	-	-	-	-	-	-	6	-	6
23	LAT	5	5	-	-	-	-	5	5	-	-	-	-	-	-	-	-	-	-
24	ARG	2	2	-	-	-	-	-	-	-	-	-	-	-	-	-	2	2	-

AFTER 10th LADIES' SLALOM
MANUFACTURERS STANDINGS LADIES

Number of Manufacturers: 8

Rank	Manufacturer	Points	Diff.	DH	SL	GS	SG	SC
1	Head	3465		1160	615	475	895	320
2	Rossignol	2565	- 900	320	1230	640	140	235
3	Voelkl	1975	- 1490	465	255	780	475	-
4	Atomic	1465	- 2000	175	590	360	280	60
5	Salomon	870	- 2595	50	775	-	-	45
6	Dynastar	850	- 2615	580	-	40	190	40
7	Stoekli	725	- 2740	145	-	350	180	50
8	Fischer	600	- 2865	150	360	-	90	-

AFTER 10th LADIES' SLALOM
MANUFACTURERS STANDINGS OVERALL

Number of Manufacturers: 11

Rk	Manuf.	Overall			DH Points			SL Points			GS Points			SG Points			SC Points		
		M+W	M	W	M+W	M	W	M+W	M	W	M+W	M	W	M+W	M	W	M+W	M	W
1	Head	8095	4630	3465	2610	1450	1160	985	370	615	1795	1320	475	1900	1005	895	805	485	320
2	Rossignol	4855	2290	2565	740	420	320	2080	850	1230	1135	495	640	365	225	140	535	300	235
3	Atomic	4535	3070	1465	780	605	175	1590	1000	590	1170	810	360	935	655	280	60	-	60
4	Voelkl	2290	315	1975	465	-	465	520	265	255	830	50	780	475	-	475	-	-	-
5	Salomon	1970	1100	870	465	415	50	860	85	775	285	285	-	100	100	-	260	215	45
6	Fischer	1890	1290	600	370	220	150	930	570	360	390	390	-	200	110	90	-	-	-
7	Nordica	1470	1470	-	230	230	-	690	690	-	340	340	-	85	85	-	125	125	-
8	Stoeckli	885	160	725	225	80	145	-	-	-	350	-	350	260	80	180	50	-	50
9	Dynastar	850	-	850	580	-	580	-	-	-	40	-	40	190	-	190	40	-	40
10	Elan	100	100	-	-	-	-	-	-	-	100	100	-	-	-	-	-	-	-
11	Blizzard	40	40	-	-	-	-	-	-	-	40	40	-	-	-	-	-	-	-