

CROSS-COUNTRY SCANDINAVIAN CUP FINAL

MINI TOUR

Ladies 10 km F Pursuit

Winner of the Day

COMPETITION JURY

TECHNICAL DELEGATE HARJU Jouni (FIN)
 T.D. ASSISTANT PUIDA Janis (LAT)
 CHIEF OF RACE ERNITS Neeme (EST)

TECHNICAL DATA

COURSE 10 km
 HEIGHT DIFFERENCE (HD) 57 m
 TOTAL CLIMB (TC) 179 m
 MAXIMUM CLIMB (MC) 57 m
 LENGTH OF LAP 5000 m
 NUMBER OF LAPS 2
 RACE DISTANCE 10,000 km

LOCATION : OTEPÄÄ

CATEGORY : SCAN

STYLE : FREE

TEMPERATURE: SNOW : 0,0°C AIR : -1,0°C

LIST n°616 APPLIED PENALTY: 36,74











CALCULATED PENALTY: 36,74

F = 1200

Records : 64

At Start : 63 Did Not Finish : 1 Disqualified : 0

At Finish : 62

Rank	Bib	Code	Name	Year	Nation	Time	Gap	Points
1	8	3425519	KVAALE Barbro	1992		24:33.1		36,74
2	9	3425772	BJOERNSGAARD Marthe	1993		24:33.5	0.4	37,07
3	7	3505675	SETTLIN Evelina	1992		24:38.1	5.0	40,81
4	3	3505809	SUNDLING Jonna	1994		24:48.7	15.6	49,45
5	10	3505449	SOEMSKAR Linn	1989		24:53.9	20.8	53,68
6	19	3425355	SLIND Silje Oeyre	1988		25:06.7	33.6	64,11
7	1	3425404	EIDE Mari	1989		25:09.0	35.9	65,98
8	14	3185089	HAKALA Maija	1984		25:10.4	37.3	67,12
9	30	3425539	KRISTOFFERSEN Emilie	1991		25:13.3	40.2	69,49
10	12	3425896	THEODORSEN Silje	1994		25:14.1	41.0	70,14
11	17	3505834	HENRIKSSON Sofia	1994		25:15.9	42.8	71,61
12	16	3426003	HEIMDAL Lovise	1995		25:16.6	43.5	72,18
13	29	3185299	RAHKOLA Hennariikka	1992		25:18.9	45.8	74,05
14	5	3425669	KALVAA Anne Kjersti	1992		25:24.0	50.9	78,20
15	13	3425902	GUSSIAAS Mari Stoen	1994		25:24.6	51.5	78,69
16	2	3425177	GJEITNES Kari Vikhagen	1985		25:24.8	51.7	78,86
17	6	3425381	SVENDSEN Anna	1990		25:25.0	51.9	79,02
18	4	3505591	NORDSTROEM Maria	1991		25:33.8	1:00.7	86,19
19	35	3426110	SMEDAAS Magni	1995		25:37.2	1:04.1	88,96
20	21	3185265	PITKAENEN Marjaana	1991		25:40.0	1:06.9	91,24
21	18	3185579	MATINTALO Johanna	1996		25:50.1	1:17.0	99,46
22	15	3425912	MURUD Thea Krokan	1994		25:53.2	1:20.1	101,99
23	20	3505588	MOHLIN Elin	1991		25:58.4	1:25.3	106,23
24	31	3425827	MOGSTAD Berit	1993		26:03.0	1:29.9	109,97
25	33	3505096	GRAEFNINGS Maria	1985		26:03.5	1:30.4	110,38
26	51	3185509	LONKA Katariina	1995		26:06.1	1:33.0	112,50
27	28	3425565	MYRSETH Merete	1992		26:10.6	1:37.5	116,16
28	27	3185333	UKKOLA Johanna	1993		26:12.5	1:39.4	117,71
29	25	3505800	DAHLQVIST Maja	1994		26:17.2	1:44.1	121,54
30	24	3425600	FLETEN Emilie	1992		26:17.8	1:44.7	122,03
31	36	3505614	LINDKVIST Ida	1991		26:18.9	1:45.8	122,93
32	26	3425443	NAKSTAD Maria Stroem	1991		26:23.8	1:50.7	126,92
33	44	3505681	ERKERS Frida	1992		26:24.8	1:51.7	127,73
34	43	3425936	SUNDSVIK Line	1994		26:25.4	1:52.3	128,22
35	23	3185501	NIIRANEN Krista	1993		26:32.7	1:59.6	134,17
36	11	3185447	LYLYNPERA Katri	1994		26:35.2	2:02.1	136,20
37	41	3425865	TJETLAND Renate Bergset	1994		26:36.9	2:03.8	137,59
38	40	3505654	GLAENNERUD Caroline	1992		26:39.5	2:06.4	139,71
39	32	3425590	JOERGENSEN Anniken	1992		26:43.9	2:10.8	143,29

CROSS-COUNTRY SCANDINAVIAN CUP FINAL

MINI TOUR

Ladies 10 km F Pursuit


Winner of the Day

Rank	Bib	Code	Name	Year	Nation	Time	Gap	Points
40	39	3426046	MADSEN Caroline	1995		26:51.8	2:18.7	149,73
41	52	3185102	TARVONEN Silja	1985		26:52.8	2:19.7	150,54
42	53	3185516	TORVINEN Petra	1994		26:59.5	2:26.4	156,00
43	49	3395067	TAMMJARV Kati	1992		27:04.8	2:31.7	160,32
44	22	3185514	JULIN Andrea	1994		27:12.0	2:38.9	166,18
45	46	3185305	PAJUNOJA Maaret	1990		27:17.4	2:44.3	170,58
46	34	3425837	NORDGAARDEN Sigrid	1993		27:20.1	2:47.0	172,78
47	45	3426104	BONDEN Inger	1995		27:21.8	2:48.7	174,16
48	59	3395114	TRUU Stine-lise	1999		27:28.7	2:55.6	179,79
49	37	3505828	DYVIK Anna	1994		27:29.8	2:56.7	180,68
50	57	3185371	NURMI Eeva	1992		27:39.7	3:06.6	188,75
51	38	3185406	RANTALA Tiia	1992		27:42.9	3:09.8	191,35
52	47	3425955	SNILDALSLI Wenche Aune	1994		27:48.9	3:15.8	196,24
53	56	3505556	JOHANSSON Eva	1990		27:49.0	3:15.9	196,32
54	55	3185414	KIVIKKO Noora	1990		27:55.2	3:22.1	201,37
55	42	3426112	STENSETH Ane Appelkvist	1995		28:07.6	3:34.5	211,47
56	62	3785032	KAZNACENKO Marija	1993		28:14.4	3:41.3	217,01
57	48	3185242	VAHAMETSA Ruut	1988		28:17.9	3:44.8	219,86
58	50	3425944	MIKKELSEN Henriette Heitmann	1994		28:18.9	3:45.8	220,68
59	60	3555036	MUIZHNIECE Anda	1991		28:46.5	4:13.4	243,16
60	54	3395104	PEEK Seila	1996		28:51.0	4:17.9	246,83
61	61	3505740	IVARSSON Emma	1993		29:11.1	4:38.0	263,20
62	64	3395110	KASEMETS Anette	1997		31:20.0	6:46.9	368,20

Did Not Start (1)

63	3395120	LAURSOO Hanna Britt	1998	
----	---------	---------------------	------	---

Did Not Finish (1)

58	3426006	WOLLAN Karoline	1995	
----	---------	-----------------	------	---