

FIS TELEMARK WORLD CUP

Classic L Official ranking

COMPETITION JURY












TECHNICAL DELEGATE	MANSART SEBASTIAEN	(FRA)
CHIEF OF RACE	BREITFUSS LLUIS	(SPA)
REFEREE	JOVAN ANDREJA	(FIS)
COURSE CHIEF	CARBONELL JORDI	(SPA)
START REFEREE	CALDERO AXEL	(SPA)
FINISH REFEREE	BALENYA MAITE	(SPA)

COURSESETTER FORERUNNERS

- A -	GARCIA WILLY	(SPA)
- B -	ROSSELL RAMON	(SPA)

COURSE	Bosc 2
START	2285 m
FINISH	1935 m
DROP	350 m
HOMOLOGATION	10844/01/13
GATES	
STARTING TIME	

LIST n°116 APPLIED PENALTY: 14,00 CALCULATED PENALTY: 14,00 F = 500

Rank	Bib	Code	Name	Year	Nation	Time	Gap	Points
1	2	4515002	REYMOND Amelie	1987		1:38.08		0,00
2	1	4425023	ILEBREKKE Mathilde Olsen	1988		1:39.12	1.04	5,30
3	10	4205006	HOLZMANN Johanna	1995		1:43.04	4.96	25,29
4	8	4225002	TAYLOR Jasmin	1993		1:45.14	7.06	35,99
5	7	4515013	ZIMMERMANN Beatrice	1990		1:47.15	9.07	46,24
6	13	4515011	AEGERTER Kim	1996		1:47.41	9.33	47,56
7	9	4195016	TAN BOUQUET Argeline	1994		1:47.56	9.48	48,33
8	4	4195017	FROISSART Maelle	1997		1:47.94	9.86	50,27
9	3	4515008	OEHLI Simone	1989		1:48.52	10.44	53,22
10	11	4205009	REISCHMANN Kathrin	1996		1:50.88	12.80	65,25
11	12	4205008	STEINHAEUER Nina	1996		1:52.32	14.24	72,59
12	6	4425018	LUNDE Thea Smedheim	1992		1:54.44	16.36	83,40
13	5	4425033	KJOELSETH Guro Helde	1995		1:55.32	17.24	87,89








Did Not Finish (1)

	14	4565005	MICUNOVIC Spela	1996				
--	----	---------	-----------------	------	---	--	--	--

FIS TELEMARK WORLD CUP

Classic L

Penalty calculation

Rank	Bib	Code	Name	Year	Nation	Points	Best 5	Race points
Best 10 at finish								
1	2	4515002	REYMOND Amelie	1987		0,00	0,00	0,00
2	1	4425023	ILEBREKKE Mathilde Olsen	1988		33,43	33,43	5,30
3	10	4205006	HOLZMANN Johanna	1995		31,24	31,24	25,29
4	8	4225002	TAYLOR Jasmin	1993		63,04	-	-
5	7	4515013	ZIMMERMANN Beatrice	1990		31,92	31,92	46,24
6	13	4515011	AEGERTER Kim	1996		100,40	-	-
7	9	4195016	TAN BOUQUET Argeline	1994		43,00	-	-
8	4	4195017	FROISSART Maelle	1997		54,81	-	-
9	3	4515008	OEHLRI Simone	1989		38,45	38,45	53,22
10	11	4205009	REISCHMANN Kathrin	1996		78,82	-	-

Best 5 at start

1	2	4515002	REYMOND Amelie	1987		0,00
3	10	4205006	HOLZMANN Johanna	1995		31,24
5	7	4515013	ZIMMERMANN Beatrice	1990		31,92
2	1	4425023	ILEBREKKE Mathilde Olsen	1988		33,43
9	3	4515008	OEHLRI Simone	1989		38,45

(DNF: Did Not Finish, DSQ: Disqualified)

TOTAL

(B) List points of best 5 at start	135,04
(A) List points of the best 5 to finish in top 10	135,04
(C) Race points of corresponding competitors	130,05
Calculated penalty (A + B - C) = 140,03 / 10	14,00
Correction value (Z)	0,00
Category adder	0,00
Applied penalty	14,00

Technical Delegate