

**ALPHABETICAL LIST OF COMPETITORS TRAINING 1**

Number of Competitors: 84, Number of NSA: 18

NSA	FIS Code	Name	FIS Points (29th of December 2016 - List 8)									
			DH	SL	GS	SG	AC					
<b>AUT</b> (11)	51215	<b>BAUMANN Romed</b>	4.52	(20)	274.13	(4912)	24.92	(361)	5.05	(22)	3.89	(8)
	53968	<b>BERTHOLD Frederic</b>	7.50	(38)	66.09	(1643)	46.56	(1059)	14.12	(78)	24.75	(61)
	53817	<b>FRANZ Max</b>	4.38	(18)	384.42	(5161)	102.20	(2884)	4.77	(19)	16.99	(40)
	53980	<b>KRIECHMAYR Vincent</b>	4.99	(21)	96.74	(2589)	23.03	(315)	3.50	(8)	4.28	(10)
	50753	<b>KROELL Klaus</b>	5.45	(26)	999.00	(5381)	999.00	(5396)	16.03	(90)	-	
	53902	<b>MAYER Matthias</b>	4.03	(16)	204.53	(4496)	21.66	(274)	3.35	(6)	10.27	(35)
	51327	<b>PUCHNER Joachim</b>	9.17	(49)	408.53	(5192)	164.18	(4204)	16.12	(92)	66.67	(328)
	50742	<b>REICHELTH Hannes</b>	3.54	(12)	999.00	(5381)	29.92	(504)	4.33	(17)	48.96	(206)
	50858	<b>STREITBERGER Georg</b>	6.41	(34)	999.00	(5381)	394.94	(5191)	5.53	(25)	58.66	(275)
	54005	<b>STRIEDINGER Otmar</b>	5.73	(28)	999.00	(5381)	66.69	(1736)	9.86	(52)	32.76	(102)
	54009	<b>WALDER Christian</b>	8.37	(42)	432.86	(5216)	17.60	(186)	10.13	(56)	23.48	(55)
<b>CAN</b> (6)	103512	<b>FRISCH Jeffrey</b>	8.41	(43)	311.52	(5026)	30.39	(521)	12.21	(68)	129.51	(759)
	102263	<b>GUAY Erik</b>	3.16	(10)	999.00	(5381)	117.17	(3293)	4.32	(16)	935.66	(1875)
	102899	<b>OSBORNE-PARADIS Manuel</b>	5.32	(23)	759.05	(5354)	159.44	(4127)	15.13	(83)	-	
	104096	<b>THOMPSON Broderick</b>	12.68	(74)	39.30	(716)	32.54	(583)	17.52	(103)	28.91	(83)
	103271	<b>THOMSEN Benjamin</b>	14.00	(78)	415.53	(5203)	33.11	(611)	37.19	(286)	362.82	(1508)
	103762	<b>WERRY Tyler</b>	12.92	(77)	31.66	(487)	9.94	(62)	6.60	(37)	33.44	(106)
<b>CHI</b> (1)	110324	<b>VON APPEN Henrik</b>	20.47	(107)	42.94	(857)	24.84	(358)	23.83	(160)	30.23	(87)
<b>CRO</b> (4)	380260	<b>KOSTELIC Ivica</b>	42.80	(230)	12.73	(106)	37.88	(757)	45.32	(380)	5.43	(21)
	380361	<b>RODES Istok</b>	38.71	(206)	8.80	(51)	30.65	(532)	35.42	(267)	44.50	(175)
	380341	<b>ULLRICH Max</b>	33.96	(178)	45.83	(953)	27.69	(445)	33.51	(245)	40.07	(142)
	380335	<b>ZUBCIC Filip</b>	41.62	(221)	13.95	(130)	5.71	(22)	34.82	(256)	25.08	(64)
<b>CZE</b> (4)	150743	<b>BERNDT Ondrej</b>	22.43	(122)	18.59	(197)	18.40	(206)	31.97	(232)	20.66	(47)
	151215	<b>FOREJTEK Filip</b>	45.31	(245)	40.80	(769)	20.04	(235)	48.69	(420)	37.43	(128)
	150644	<b>KRYZL Krystof</b>	50.78	(280)	6.77	(37)	6.00	(31)	29.33	(202)	23.59	(56)
	151238	<b>ZABYSTRAN Jan</b>	31.19	(167)	34.94	(592)	31.47	(552)	44.16	(367)	38.08	(133)
<b>FIN</b> (1)	180570	<b>ROMAR Andreas</b>	11.61	(67)	51.54	(1160)	60.32	(1511)	30.02	(212)	46.71	(193)
<b>FRA</b> (11)	191740	<b>CLAREY Johan</b>	4.12	(17)	546.89	(5294)	74.06	(2005)	23.80	(158)	100.11	(545)
	192932	<b>FAYED Guillermo</b>	2.86	(8)	157.92	(3915)	58.89	(1468)	22.80	(146)	308.28	(1414)

**ALPHABETICAL LIST OF COMPETITORS TRAINING 1**

Number of Competitors: 84, Number of NSA: 18

NSA	FIS Code	Name	FIS Points (29th of December 2016 - List 8)									
			DH		SL		GS		SG		AC	
<b>FRA</b> (11)	194298	<b>GIEZENDANNER Blaise</b>	6.00	(31)	252.45	(4804)	38.28	(772)	5.99	(30)	5.72	(24)
	194542	<b>GIRAUD MOINE Valentin</b>	4.99	(21)	142.47	(3644)	29.55	(498)	11.51	(64)	5.58	(23)
	193967	<b>MUFFAT-JEANDET Victor</b>	36.24	(190)	5.67	(24)	4.13	(7)	27.96	(191)	2.66	(5)
	194167	<b>MUZATON Maxence</b>	15.68	(84)	102.51	(2746)	145.31	(3903)	25.55	(170)	20.48	(46)
	194364	<b>PINTURAUPT Alexis</b>	30.16	(163)	4.82	(13)	1.26	(2)	15.49	(87)	0.00	(1)
	191964	<b>POISSON David</b>	5.38	(24)	999.00	(5381)	289.79	(4999)	35.10	(261)	999.00	(1890)
	194368	<b>RAFFORT Nicolas</b>	8.08	(40)	263.37	(4859)	50.97	(1195)	17.47	(102)	67.58	(340)
	194190	<b>ROGER Brice</b>	6.00	(31)	102.85	(2753)	114.94	(3231)	6.00	(31)	87.05	(459)
192746	<b>THEAUX Adrien</b>	1.50	(4)	47.19	(998)	140.58	(3821)	3.66	(10)	3.66	(6)	
<b>GER</b> (3)	202535	<b>DRESSEN Thomas</b>	12.18	(72)	70.97	(1794)	26.75	(414)	10.50	(58)	27.46	(70)
	202059	<b>FERSTL Josef</b>	6.59	(35)	106.82	(2867)	57.54	(1420)	6.00	(31)	27.85	(75)
	200379	<b>SANDER Andreas</b>	5.87	(29)	363.81	(5128)	401.27	(5202)	3.99	(12)	5.90	(26)
<b>ITA</b> (7)	6290985	<b>BUZZI Emanuele</b>	6.89	(36)	84.27	(2206)	18.59	(210)	6.21	(35)	30.69	(90)
	990081	<b>CASSE Mattia</b>	9.83	(56)	142.82	(3649)	19.16	(219)	5.13	(23)	27.19	(68)
	292455	<b>FILL Peter</b>	0.46	(3)	212.30	(4569)	63.99	(1644)	3.64	(9)	5.08	(16)
	293006	<b>INNERHOFER Christof</b>	3.92	(15)	95.45	(2547)	26.09	(389)	4.48	(18)	5.96	(27)
	294904	<b>PANGRAZZI Paolo</b>	11.10	(61)	99.56	(2675)	36.21	(714)	16.89	(97)	21.82	(51)
	291459	<b>PARIS Dominik</b>	1.55	(5)	459.14	(5234)	418.58	(5210)	3.24	(4)	1.74	(4)
	291318	<b>TONETTI Riccardo</b>	39.65	(211)	7.93	(42)	5.58	(19)	23.33	(154)	4.78	(14)
<b>JPN</b> (1)	303758	<b>SUGAI Ryo</b>	36.29	(192)	18.28	(189)	28.62	(470)	25.45	(169)	33.56	(109)
<b>NOR</b> (3)	421483	<b>JANSRUD Kjetil</b>	0.32	(2)	87.15	(2305)	14.48	(130)	0.00	(1)	1.62	(3)
	422139	<b>KILDE Aleksander Aamodt</b>	3.40	(11)	63.45	(1556)	7.38	(41)	1.20	(2)	5.08	(16)
	421328	<b>SVINDAL Aksel Lund</b>	0.00	(1)	88.50	(2343)	28.03	(454)	2.40	(3)	4.13	(9)
<b>POL</b> (1)	430429	<b>BYDLINSKI Maciej</b>	27.49	(147)	24.93	(321)	36.12	(708)	34.28	(252)	32.29	(101)
<b>SLO</b> (8)	561255	<b>CATER Martin</b>	11.55	(65)	34.59	(577)	18.61	(211)	9.67	(51)	10.70	(36)
	561214	<b>DEBELAK Tilen</b>	32.76	(172)	60.86	(1466)	26.09	(389)	21.10	(135)	27.76	(74)
	561322	<b>HADALIN Stefan</b>	26.63	(144)	9.18	(58)	15.18	(143)	16.23	(94)	14.28	(37)
	561310	<b>HROBAT Miha</b>	18.25	(94)	21.33	(242)	14.75	(139)	18.15	(109)	20.78	(49)
	561216	<b>KLINE Bostjan</b>	4.46	(19)	90.32	(2399)	26.63	(408)	4.09	(15)	23.40	(54)
	561217	<b>KOSI Klemen</b>	9.36	(52)	25.38	(329)	16.83	(167)	8.46	(40)	4.60	(11)
	561067	<b>PERKO Rok</b>	10.63	(57)	473.94	(5246)	32.36	(578)	20.16	(128)	38.00	(132)
	560447	<b>SPORN Andrej</b>	8.85	(48)	366.65	(5135)	56.76	(1395)	21.17	(136)	296.33	(1395)
<b>SRB</b> (1)	310426	<b>VUKICEVIC Marko</b>	11.05	(60)	25.47	(334)	52.12	(1240)	20.52	(130)	24.14	(59)
<b>SUI</b> (11)	511983	<b>AERNI Luca</b>	38.51	(205)	5.66	(23)	23.25	(323)	60.71	(608)	47.72	(200)
	512031	<b>BARANDUN Gian Luca</b>	19.16	(100)	102.29	(2744)	22.09	(284)	12.23	(69)	32.91	(104)
	511513	<b>CAVIEZEL Mauro</b>	9.35	(50)	30.36	(450)	16.87	(168)	6.00	(31)	5.08	(16)
	511383	<b>FEUZ Beat</b>	1.84	(7)	193.91	(4376)	47.66	(1095)	4.03	(13)	27.56	(72)

**ALPHABETICAL LIST OF COMPETITORS TRAINING 1**

Number of Competitors: 84, Number of NSA: 18

NSA	FIS Code	Name	FIS Points (29th of December 2016 - List 8)						
			DH	SL	GS	SG	AC		
<b>SUI</b> (11)	512124	<b>HINTERMANN Niels</b>	9.39 (54)	70.05 (1772)	57.18 (1410)	12.42 (70)	36.52 (120)		
	511313	<b>JANKA Carlo</b>	3.09 (9)	652.17 (5331)	5.94 (27)	3.24 (4)	3.84 (7)		
	512042	<b>KRYENBUEHL Urs</b>	9.64 (55)	74.82 (1914)	28.24 (460)	20.54 (131)	42.74 (162)		
	511139	<b>KUENG Patrick</b>	3.78 (14)	242.01 (4753)	191.62 (4502)	8.23 (39)	215.28 (1204)		
	511847	<b>MANI Niels</b>	19.85 (104)	154.83 (3862)	27.29 (428)	25.64 (171)	5.78 (25)		
	511896	<b>MURISIER Justin</b>	45.87 (250)	12.24 (96)	5.02 (12)	19.92 (125)	5.31 (20)		
	511981	<b>WEBER Ralph</b>	7.43 (37)	47.69 (1017)	87.06 (2433)	5.63 (27)	33.53 (108)		
<b>SVK</b> (2)	700830	<b>ZAMPA Adam</b>	44.12 (239)	6.00 (31)	7.09 (39)	33.22 (242)	4.72 (12)		
	700879	<b>ZAMPA Andreas</b>	65.84 (415)	18.41 (192)	8.09 (46)	41.17 (326)	49.76 (213)		
<b>SWE</b> (2)	502004	<b>KOELL Alexander</b>	18.76 (98)	25.55 (339)	64.02 (1646)	17.38 (99)	30.30 (88)		
	501987	<b>MONSEN Felix</b>	22.35 (119)	27.36 (388)	17.44 (183)	11.78 (65)	50.11 (216)		
<b>USA</b> (7)	6530104	<b>BENNETT Bryce</b>	17.90 (92)	22.40 (267)	68.54 (1801)	21.76 (140)	5.08 (16)		
	531452	<b>BIESEMEYER Thomas</b>	11.38 (64)	78.17 (2032)	15.78 (150)	11.04 (61)	83.36 (439)		
	6530319	<b>COCHRAN-SIEGLE Ryan</b>	28.06 (152)	32.21 (501)	9.45 (57)	20.64 (132)	27.97 (77)		
	530874	<b>GANONG Travis</b>	3.74 (13)	481.76 (5253)	139.10 (3793)	4.79 (20)	63.89 (307)		
	934643	<b>GOLDBERG Jared</b>	17.08 (91)	50.22 (1109)	15.24 (144)	14.09 (77)	5.52 (22)		
	533866	<b>NYMAN Steven</b>	1.59 (6)	498.96 (5269)	60.98 (1538)	17.45 (100)	40.88 (148)		
	530939	<b>WEIBRECHT Andrew</b>	5.67 (27)	635.04 (5325)	27.51 (437)	4.05 (14)	34.76 (113)		

<b>LEGEND</b>	<b>DH</b> Downhill	<b>SL</b> Slalom	<b>GS</b> Giant Slalom	<b>SG</b> Super-G	<b>AC</b> Alpine Combined
---------------	--------------------	------------------	------------------------	-------------------	---------------------------

10-01-2017 / Wengen (SUI) / 0201

Page 3/3

Data Processing by LONGINES


[www.fis-ski.com](http://www.fis-ski.com)

LONGINES Timing

Generation Date: MON 9 JAN 2017

Time: 20:41

Document: 32E 1.0



**DRAW LIST BY POINTS TRAINING 1**


 Number of Competitors: 84, Number of NSA: 18    Ranked 100 in the FIS List: **BARANDUN G.**    FIS Pts: **19.16**

No.	FIS Code	Name	NSA	WCSL-DH	WCSL-O	FIS-DH
1	421328	SVINDAL Aksel Lund	NOR	489 (1)	803 (5)	0.00 (1)
2	421483	JANSRUD Kjetil	NOR	468 (2)	1123 (4)	0.32 (2)
3	292455	FILL Peter	ITA	459 (3)	687 (9)	0.46 (3)
4	192746	THEAUX Adrien	FRA	391 (4)	636 (10)	1.50 (4)
5	291459	PARIS Dominik	ITA	388 (5)	768 (7)	1.55 (5)
6	533866	NYMAN Steven	USA	385 (6)	422 (21)	1.59 (6)
7	511383	FEUZ Beat	SUI	369 (7)	556 (12)	1.84 (7)
8	192932	FAYED Guillermo	FRA	302 (8)	311 (27)	2.86 (8)
9	511313	JANKA Carlo	SUI	287 (9)	618 (11)	3.09 (9)
10	102263	GUAY Erik	CAN	283 (10)	454 (18)	3.16 (10)
11	422139	KILDE Aleksander Aamodt	NOR	267 (11)	775 (6)	3.40 (11)
12	50742	REICHELTHannes	AUT	258 (12)	487 (15)	3.54 (12)
13	530874	GANONG Travis	USA	245 (13)	370 (25)	3.74 (13)
14	511139	KUENG Patrick	SUI	242 (14)	266 (37)	3.78 (14)
15	293006	INNERHOFER Christof	ITA	233 (15)	389 (22)	3.92 (15)
16	53902	MAYER Matthias	AUT	226 (16)	483 (16)	4.03 (16)
17	191740	CLAREY Johan	FRA	220 (17)	233 (41)	4.12 (17)
18	53817	FRANZ Max	AUT	203 (18)	381 (24)	4.38 (18)
19	561216	KLINE Bostjan	SLO	198 (19)	387 (23)	4.46 (19)
20	51215	BAUMANN Romed	AUT	194 (20)	361 (26)	4.52 (20)
21	53980	KRIECHMAYR Vincent	AUT	163 (21)	439 (20)	4.99 (21)
22	194542	GIRAUD MOINE Valentin	FRA	163 (21)	226 (45)	4.99 (22)
23	102899	OSBORNE-PARADIS Manuel	CAN	142 (23)	174 (55)	5.32 (23)
24	191964	POISSON David	FRA	138 (24)	138 (66)	5.38 (24)
25	50753	KROELL Klaus	AUT	133 (26)	138 (66)	5.45 (25)
26	530939	WEIBRECHT Andrew	USA	119 (27)	293 (30)	5.67 (26)
27	54005	STRIEDINGER Otmar	AUT	115 (28)	131 (69)	5.73 (27)
28	200379	SANDER Andreas	GER	106 (29)	302 (28)	5.87 (28)
29	103271	THOMSEN Benjamin	CAN	70 (31)	70 (96)	14.00 (55)
30	6530104	BENNETT Bryce	USA	66 (32)	114 (74)	17.90 (58)
31	+500 194364	PINTURAULT Alexis	FRA	-	1151 (3)	> 30.16 (69)
32	+500 193967	MUFFAT-JEANDET Victor	FRA	-	524 (14)	> 36.24 (73)
33	194298	GIEZENDANNER Blaise	FRA	62 (33)	134 (68)	6.00 (30)
34	194190	ROGER Brice	FRA	18 (46)	61 (99)	6.00 (29)
35	50858	STREITBERGER Georg	AUT	26 (41)	93 (84)	6.41 (31)
36	202059	FERSTL Josef	GER	38 (37)	120 (73)	6.59 (32)

**DRAW LIST BY POINTS TRAINING 1**

**Number of Competitors: 84, Number of NSA: 18    Ranked 100 in the FIS List: BARANDUN G.    FIS Pts: 19.16**

No.	FIS Code	Name	NSA	WCSL-DH	WCSL-O	FIS-DH
37	6290985	BUZZI Emanuele	ITA	14 (48)	18 (138)	6.89 (33)
38	511981	WEBER Ralph	SUI	32 (39)	106 (75)	7.43 (34)
39	53968	BERTHOLD Frederic	AUT	-	-	7.50 (35)
40	194368	RAFFORT Nicolas	FRA	7 (57)	7 (158)	8.08 (36)
41	54009	WALDER Christian	AUT	-	11 (151)	8.37 (37)
42	103512	FRISCH Jeffrey	CAN	-	-	8.41 (38)
43	560447	SPORN Andrej	SLO	26 (41)	26 (124)	8.85 (39)
44	51327	PUCHNER Joachim	AUT	-	8 (155)	9.17 (40)
45	511513	CAVIEZEL Mauro	SUI	4 (62)	131 (69)	9.35 (41)
46	31-35 990081	CASSE Mattia	ITA	42 (35)	141 (65)	9.83 (45)
47	561217	KOSI Klemen	SLO	11 (50)	103 (76)	9.36 (42)
48	512124	HINTERMANN Niels	SUI	10 (51)	21 (132)	9.39 (43)
49	512042	KRYENBUEHL Urs	SUI	5 (60)	5 (166)	9.64 (44)
50	561067	PERKO Rok	SLO	-	-	10.63 (46)
51	310426	VUKICEVIC Marko	SRB	-	-	11.05 (47)
52	294904	PANGRAZZI Paolo	ITA	-	2 (181)	11.10 (48)
53	531452	BIESEMEYER Thomas	USA	-	53 (106)	11.38 (49)
54	561255	CATER Martin	SLO	-	43 (112)	11.55 (50)
55	180570	ROMAR Andreas	FIN	10 (51)	15 (143)	11.61 (51)
56	202535	DRESSEN Thomas	GER	18 (46)	61 (99)	12.18 (52)
57	104096	THOMPSON Broderick	CAN	-	5 (166)	12.68 (53)
58	103762	WERRY Tyler	CAN	-	-	12.92 (54)
59	194167	MUZATON Maxence	FRA	39 (36)	52 (107)	15.68 (56)
60	934643	GOLDBERG Jared	USA	14 (48)	45 (111)	17.08 (57)
61	561310	HROBAT Miha	SLO	-	-	18.25 (59)
62	502004	KOELL Alexander	SWE	-	-	18.76 (60)
63	512031	BARANDUN Gian Luca	SUI	-	-	= 19.16 (61)
64	511847	MANI Nils	SUI	33 (38)	55 (104)	> 19.85 (62)
65	110324	VON APPEN Henrik	CHI	-	-	> 20.47 (63)
66	501987	MONSEN Felix	SWE	-	-	> 22.35 (64)
67	150743	BERNDT Ondrej	CZE	-	-	> 22.43 (65)
68	561322	HADALIN Stefan	SLO	-	19 (137)	> 26.63 (66)
69	430429	BYDLINSKI Maciej	POL	-	5 (166)	> 27.49 (67)
70	6530319	COCHRAN-SIEGLE Ryan	USA	-	62 (98)	> 28.06 (68)
71	151238	ZABYSTRAN Jan	CZE	-	-	> 31.19 (70)
72	561214	DEBELAK Tilen	SLO	-	-	> 32.76 (71)
73	380341	ULLRICH Max	CRO	-	-	> 33.96 (72)
74	303758	SUGAI Ryo	JPN	-	-	> 36.29 (74)
75	511983	AERNI Luca	SUI	-	163 (57)	> 38.51 (75)
76	380361	RODES Istok	CRO	-	6 (162)	> 38.71 (76)
77	291318	TONETTI Riccardo	ITA	-	190 (52)	> 39.65 (77)
78	380335	ZUBCIC Filip	CRO	-	126 (71)	> 41.62 (78)
79	380260	KOSTELIC Ivica	CRO	-	24 (126)	> 42.80 (79)
80	700830	ZAMPA Adam	SVK	-	92 (85)	> 44.12 (80)
81	151215	FOREJTEK Filip	CZE	-	-	> 45.31 (81)
82	511896	MURISIER Justin	SUI	-	237 (40)	> 45.87 (82)




## DRAW LIST BY POINTS TRAINING 1

**Number of Competitors: 84, Number of NSA: 18    Ranked 100 in the FIS List: BARANDUN G.    FIS Pts: 19.16**

No.	FIS Code	Name	NSA	WCSL-DH	WCSL-O	FIS-DH
83	150644	<b>KRYZL Krystof</b>	CZE	-	84 (87)	> 50.78 (83)
84	700879	<b>ZAMPA Andreas</b>	SVK	-	24 (126)	> 65.84 (84)

<b>LEGEND</b>			
<b>+500</b>	More than 500 points on WCSL-O after 15th place or after 30th place	<b>FIS-DH</b>	FIS points for Downhill
<b>31-35</b>	Between 31st and 35th on the WCSL-Disciplin but over 45th place	<b>WCSL-O</b>	Overall WCSL points
<b>WCSL-DH</b>	World Cup Start List points for Downhill	<b>No.</b>	Control Number



**Jury**

<b>TD FIS</b>	M. MALSINER	ITA
<b>Referee</b>	M. WALDNER	FIS
<b>Assistant Referee</b>	H. TRINKL	FIS
<b>Chief of Race</b>	B. LEHMANN	SUI

**Technical Data**

<b>Course Name</b>	Lauberhorn
<b>Start Altitude</b>	2016 m
<b>Finish Altitude</b>	1287 m
<b>Vertical Drop</b>	729 m
<b>Course Length</b>	2682 m
<b>Homologation Number</b>	12057/09/16

**Race Information**

<b>Course Setter</b>	H. TRINKL	FIS
<b>Number of Gates</b>	33	
<b>Start Time</b>	10:15	
<b>Forerunners</b>	A - D. CRAWLEY	SUI
	B - G. FESTETICS	SUI
	C - F. HUG	SUI

D - L. METTLER	SUI
E - S. SCHNEEBERGER	SUI

**Number of Competitors: 84, Number of NSA: 18**

Bib	FIS Code	Name	Year of Birth	Nation	Time	Ski
1	102263	GUAY Erik	1981	CAN	_____	Head
2	561216	KLINE Bostjan	1991	SLO	_____	Stoeckli
3	511383	FEUZ Beat	1987	SUI	_____	Head
4	51215	BAUMANN Romed	1986	AUT	_____	Salomon
5	292455	FILL Peter	1982	ITA	_____	Atomic
6	511139	KUENG Patrick	1984	SUI	_____	Salomon
7	421483	JANSRUD Kjetil	1985	NOR	_____	Head
8	53817	FRANZ Max	1989	AUT	_____	Atomic
9	421328	SVINDAL Aksel Lund	1982	NOR	_____	Head
10	50742	REICHELTHannes	1980	AUT	_____	Salomon
11	192746	THEAUX Adrien	1984	FRA	_____	Head
12	293006	INNERHOFER Christof	1984	ITA	_____	Rossignol
13	291459	PARIS Dominik	1989	ITA	_____	Nordica
14	191740	CLAREY Johan	1981	FRA	_____	Head
15	533866	NYMAN Steven	1982	USA	_____	Fischer
16	53902	MAYER Matthias	1990	AUT	_____	Head
17	192932	FAYED Guillermo	1985	FRA	_____	Head
18	422139	KILDE Aleksander Aamodt	1992	NOR	_____	Atomic
19	511313	JANKA Carlo	1986	SUI	_____	Rossignol
20	530874	GANONG Travis	1988	USA	_____	Atomic
21	53980	KRIECHMAYR Vincent	1991	AUT	_____	Fischer
22	194542	GIRAUD MOINE Valentin	1992	FRA	_____	Salomon
23	54005	STRIEDINGER Otmar	1991	AUT	_____	Rossignol

**Number of Competitors: 84, Number of NSA: 18**

Bib	FIS Code	Name	Year of Birth	Nation	Time	Ski
24	50753	KROELL Klaus	1980	AUT		Salomon
25	103271	THOMSEN Benjamin	1987	CAN		Head
26	200379	SANDER Andreas	1989	GER		Atomic
27	191964	POISSON David	1982	FRA		Salomon
28	6530104	BENNETT Bryce	1992	USA		Fischer
29	102899	OSBORNE-PARADIS Manuel	1984	CAN		Head
30	530939	WEIBRECHT Andrew	1986	USA		Head
31	194364	PINTURAUPT Alexis	1991	FRA		Head
32	193967	MUFFAT-JEANDET Victor	1989	FRA		Salomon
33	194298	GIEZENDANNER Blaise	1991	FRA		Head
34	194190	ROGER Brice	1990	FRA		Rossignol
35	50858	STREITBERGER Georg	1981	AUT		Head
36	202059	FERSTL Josef	1988	GER		Head
37	6290985	BUZZI Emanuele	1994	ITA		Head
38	511981	WEBER Ralph	1993	SUI		Head
39	53968	BERTHOLD Frederic	1991	AUT		Head
40	194368	RAFFORT Nicolas	1991	FRA		Rossignol
41	54009	WALDER Christian	1991	AUT		Head
42	103512	FRISCH Jeffrey	1984	CAN		Stoekli
43	560447	SPORN Andrej	1981	SLO		Stoekli
44	51327	PUCHNER Joachim	1987	AUT		Atomic
45	511513	CAVIEZEL Mauro	1988	SUI		Atomic
46	990081	CASSE Mattia	1990	ITA		Head
47	561217	KOSI Klemen	1991	SLO		Atomic
48	512124	HINTERMANN Niels	1995	SUI		Atomic
49	512042	KRYENBUEHL Urs	1994	SUI		Stoekli
50	561067	PERKO Rok	1985	SLO		Stoekli
51	310426	VUKICEVIC Marko	1992	SRB		
52	294904	PANGRAZZI Paolo	1988	ITA		Head
53	531452	BIESEMAYER Thomas	1989	USA		Atomic
54	561255	CATER Martin	1992	SLO		Stoekli
55	180570	ROMAR Andreas	1989	FIN		Head
56	202535	DRESSEN Thomas	1993	GER		Rossignol
57	104096	THOMPSON Broderick	1994	CAN		Head
58	103762	WERRY Tyler	1991	CAN		Head
59	194167	MUZATON Maxence	1990	FRA		Rossignol
60	934643	GOLDBERG Jared	1991	USA		Head
61	561310	HROBAT Miha	1995	SLO		Atomic
62	502004	KOELL Alexander	1990	SWE		
63	512031	BARANDUN Gian Luca	1994	SUI		Salomon
64	511847	MANI Nils	1992	SUI		Stoekli
65	110324	VON APPEN Henrik	1994	CHI		Head
66	501987	MONSEN Felix	1994	SWE		Atomic
67	150743	BERNDT Ondrej	1988	CZE		Atomic
68	561322	HADALIN Stefan	1995	SLO		
69	430429	BYDLINSKI Maciej	1988	POL		Atomic
70	6530319	COCHRAN-SIEGLE Ryan	1992	USA		Rossignol
71	151238	ZABYSTRAN Jan	1998	CZE		Atomic



**Number of Competitors: 84, Number of NSA: 18**

Bib	FIS Code	Name	Year of Birth	Nation	Time	Ski
72	561214	DEBELAK Tilen	1991	SLO	_____	
73	380341	ULLRICH Max	1994	CRO	_____	Atomic
74	303758	SUGAI Ryo	1991	JPN	_____	Atomic
75	511983	AERNI Luca	1993	SUI	_____	Salomon
76	380361	RODES Istok	1996	CRO	_____	Atomic
77	291318	TONETTI Riccardo	1989	ITA	_____	Voelkl
78	380335	ZUBCIC Filip	1993	CRO	_____	Atomic
79	380260	KOSTELIC Ivica	1979	CRO	_____	Fischer
80	700830	ZAMPA Adam	1990	SVK	_____	Salomon
81	151215	FOREJTEK Filip	1997	CZE	_____	
82	511896	MURISIER Justin	1992	SUI	_____	Voelkl
83	150644	KRYZL Krystof	1986	CZE	_____	Fischer
84	700879	ZAMPA Andreas	1993	SVK	_____	Salomon

Jury			Technical Data	
TD FIS	M. MALSINER	ITA	Course Name	Lauberhorn
Referee	M. WALDNER	FIS	Start Altitude	2016 m
Assistant Referee	H. TRINKL	FIS	Finish Altitude	1287 m
Chief of Race	B. LEHMANN	SUI	Vertical Drop	729 m
			Course Length	2682 m
			Homologation Number	12057/09/16

**Race Information**

Course Setter	H. TRINKL	FIS		
Number of Gates	33			
Start Time	10:15			
Forerunners	A - D. CRAWLEY	SUI	D - L. METTLER	SUI
	B - G. FESTETICS	SUI	E - S. SCHNEEBERGER	SUI
	C - F. HUG	SUI		

**Number of Competitors: 84, Number of NSA: 18**

Rank	Bib	FIS Code	Name	Year of Birth	Nation	Time	Diff.	Dist. (m)	Ski
1	5	292455	FILL Peter	1982	ITA	1:45.55			Atomic
2	8	53817	FRANZ Max	1989	AUT	1:45.66	0.11	2.79	Atomic
3	3	511383	FEUZ Beat	1987	SUI	1:45.71	0.16	4.06	Head
4	19	511313	JANKA Carlo	1986	SUI	1:45.82	0.27	6.84	Rossignol
5	29	102899	OSBORNE-PARADIS Manuel	1984	CAN	1:45.85	0.30	7.60	Head
6	7	421483	JANSRUD Kjetil	1985	NOR	1:46.00	0.45	11.39	Head
6	6	511139	KUENG Patrick	1984	SUI	1:46.00	0.45	11.39	Salomon
8	21	53980	KRIECHMAYR Vincent	1991	AUT	1:46.06	0.51	12.90	Fischer
9	13	291459	PARIS Dominik	1989	ITA	1:46.17	0.62	15.66	Nordica
10	1	102263	GUAY Erik	1981	CAN	1:46.27	0.72	18.17	Head
11	15	533866	NYMAN Steven	1982	USA	1:46.29	0.74	18.67	Fischer
12	22	194542	GIRAUD MOINE Valentin	1992	FRA	1:46.30	0.75	18.92	Salomon
13	10	50742	REICHELTH Hannes	1980	AUT	1:46.35	0.80	20.17	Salomon
14	16	53902	MAYER Matthias	1990	AUT	1:46.45	0.90	22.68	Head
15	24	50753	KROELL Klaus	1980	AUT	1:46.60	1.05	26.42	Salomon
16	26	200379	SANDER Andreas	1989	GER	1:46.68	1.13	28.41	Atomic
17	23	54005	STRIEDINGER Otmar	1991	AUT	1:46.70	1.15	28.91	Rossignol
18	9	421328	SVINDAL Aksel Lund	1982	NOR	1:46.83	1.28	32.13	Head
19	11	192746	THEAUX Adrien	1984	FRA	1:46.87	1.32	33.13	Head
20	2	561216	KLINE Bostjan	1991	SLO	1:47.13	1.58	39.56	Stoekli

#652 \_\_\_\_\_

Number of Competitors: 84, Number of NSA: 18

Rank	Bib	FIS Code	Name	Year of Birth	Nation	Time	Diff.	Dist. (m)	Ski
21	14	191740	CLAREY Johan	1981	FRA	1:47.17	1.62	40.54	Head
22	28	6530104	BENNETT Bryce	1992	USA	1:47.22	1.67	41.77	Fischer
23	45	511513	CAVIEZEL Mauro	1988	SUI	1:47.37	1.82	45.46	Atomic
24	36	202059	FERSTL Josef	1988	GER	1:47.48	1.93	48.16	Head
25	4	51215	BAUMANN Romed	1986	AUT	1:47.49	1.94	48.41	Salomon
26	27	191964	POISSON David	1982	FRA	1:47.55	2.00	49.87	Salomon
27	18	422139	KILDE Aleksander Aamodt	1992	NOR	1:47.61	2.06	51.34	Atomic
28	31	194364	PINTURALT Alexis	1991	FRA	1:47.63	2.08	51.83	Head
29	20	530874	GANONG Travis	1988	USA	1:47.75	2.20	54.76	Atomic
30	39	53968	BERTHOLD Frederic	1991	AUT	1:47.79	2.24	55.74	Head
31	44	51327	PUCHNER Joachim	1987	AUT	1:48.04	2.49	61.81	Atomic
32	48	512124	HINTERMANN Niels	1995	SUI	1:48.06	2.51	62.30	Atomic
32	32	193967	MUFFAT-JEANDET Victor	1989	FRA	1:48.06	2.51	62.30	Salomon
34	40	194368	RAFFORT Nicolas	1991	FRA	1:48.16	2.61	64.72	Rossignol
35	25	103271	THOMSEN Benjamin	1987	CAN	1:48.25	2.70	66.90	Head
36	41	54009	WALDER Christian	1991	AUT	1:48.27	2.72	67.38	Head
37	33	194298	GIEZENDANNER Blaise	1991	FRA	1:48.36	2.81	69.55	Head
38	38	511981	WEBER Ralph	1993	SUI	1:48.50	2.95	72.92	Head
39	17	192932	FAYED Guillermo	1985	FRA	1:48.66	3.11	76.76	Head
40	35	50858	STREITBERGER Georg	1981	AUT	1:48.78	3.23	79.64	Head
41	63	512031	BARANDUN Gian Luca	1994	SUI	1:49.04	3.49	85.84	Salomon
42	52	294904	PANGRAZZI Paolo	1988	ITA	1:49.06	3.51	86.32	Head
43	59	194167	MUZATON Maxence	1990	FRA	1:49.24	3.69	90.59	Rossignol
44	37	6290985	BUZZI Emanuele	1994	ITA	1:49.34	3.79	92.96	Head
45	30	530939	WEIBRECHT Andrew	1986	USA	1:49.36	3.81	93.44	Head
46	50	561067	PERKO Rok	1985	SLO	1:49.37	3.82	93.68	Stoekli
47	47	561217	KOSI Klemen	1991	SLO	1:49.54	3.99	97.69	Atomic
48	49	512042	KRYENBUEHL Urs	1994	SUI	1:49.57	4.02	98.40	Stoekli
49	57	104096	THOMPSON Broderick	1994	CAN	1:49.58	4.03	98.64	Head
50	43	560447	SPORN Andrej	1981	SLO	1:50.10	4.55	110.84	Stoekli
51	60	934643	GOLDBERG Jared	1991	USA	1:50.12	4.57	111.30	Head
52	55	180570	ROMAR Andreas	1989	FIN	1:50.13	4.58	111.54	Head
53	42	103512	FRISCH Jeffrey	1984	CAN	1:50.18	4.63	112.70	Stoekli
54	58	103762	WERRY Tyler	1991	CAN	1:50.53	4.98	120.84	Head
55	70	6530319	COCHRAN-SIEGLE Ryan	1992	USA	1:51.39	5.84	140.61	Rossignol
55	54	561255	CATER Martin	1992	SLO	1:51.39	5.84	140.61	Stoekli
57	46	990081	CASSE Mattia	1990	ITA	1:51.48	5.93	142.66	Head
58	67	150743	BERNDT Ondrej	1988	CZE	1:51.61	6.06	145.62	Atomic
59	64	511847	MANI Nils	1992	SUI	1:51.68	6.13	147.21	Stoekli
60	53	531452	BIESEMEYER Thomas	1989	USA	1:51.77	6.22	149.25	Atomic
61	56	202535	DRESSEN Thomas	1993	GER	1:51.88	6.33	151.74	Rossignol
62	51	310426	VUKICEVIC Marko	1992	SRB	1:51.95	6.40	153.33	
63	61	561310	HROBAT Miha	1995	SLO	1:51.98	6.43	154.00	Atomic
64	62	502004	KOELL Alexander	1990	SWE	1:52.40	6.85	163.45	
65	65	110324	VON APPEN Henrik	1994	CHI	1:52.43	6.88	164.12	Head

#652 \_\_\_\_\_

Number of Competitors: 84, Number of NSA: 18

Rank	Bib	FIS Code	Name	Year of Birth	Nation	Time	Diff.	Dist. (m)	Ski
66	73	380341	ULLRICH Max	1994	CRO	1:52.47	6.92	165.02	Atomic
67	82	511896	MURISIER Justin	1992	SUI	1:52.66	7.11	169.26	Voelkl
68	69	430429	BYDLINSKI Maciej	1988	POL	1:53.40	7.85	185.66	Atomic
69	66	501987	MONSEN Felix	1994	SWE	1:53.42	7.87	186.10	Atomic
70	83	150644	KRYZL Krystof	1986	CZE	1:54.00	8.45	198.80	Fischer
71	77	291318	TONETTI Riccardo	1989	ITA	1:54.21	8.66	203.36	Voelkl
72	84	700879	ZAMPA Andreas	1993	SVK	1:54.64	9.09	212.66	Salomon
73	72	561214	DEBELAK Tilen	1991	SLO	1:54.91	9.36	218.46	
74	80	700830	ZAMPA Adam	1990	SVK	1:55.14	9.59	223.38	Salomon
75	68	561322	HADALIN Stefan	1995	SLO	1:55.83	10.28	238.03	
76	81	151215	FOREJTEK Filip	1997	CZE	1:56.04	10.49	242.45	
77	71	151238	ZABYSTRAN Jan	1998	CZE	1:56.13	10.58	244.34	Atomic
78	79	380260	KOSTELIC Ivica	1979	CRO	1:56.35	10.80	248.95	Fischer
79	76	380361	RODES Istok	1996	CRO	1:58.71	13.16	297.32	Atomic
80	34	194190	ROGER Brice	1990	FRA	2:30.78	45.23	804.53	Rossignol
	12	293006	INNERHOFER Christof	1984	ITA	DNS			Rossignol
	75	511983	AERNI Luca	1993	SUI	DNS			Salomon
	74	303758	SUGAI Ryo	1991	JPN	DNF			Atomic
	78	380335	ZUBCIC Filip	1993	CRO	DNF			Atomic

Technical Delegate:  
**M. MALSINER (ITA) #652**

**LEGEND**  
DNS Did Not Start    DNF Did Not Finish



**Jury**

<b>TD FIS</b>	M. MALSINER	ITA
<b>Referee</b>	M. WALDNER	FIS
<b>Assistant Referee</b>	H. TRINKL	FIS
<b>Chief of Race</b>	B. LEHMANN	SUI

**Technical Data**

<b>Course Name</b>	Lauberhorn
<b>Start Altitude</b>	2016 m
<b>Finish Altitude</b>	1287 m
<b>Vertical Drop</b>	729 m
<b>Course Length</b>	2682 m
<b>Homologation Number</b>	12057/09/16

**Race Information**

<b>Course Setter</b>	H. TRINKL	FIS
<b>Number of Gates</b>	33	
<b>Start Time</b>	10:15	
<b>Forerunners</b>	A - D. CRAWLEY	SUI
	B - G. FESTETICS	SUI
	C - F. HUG	SUI

D - L. METTLER	SUI
E - S. SCHNEEBERGER	SUI

**Number of Competitors: 84, Number of NSA: 18**

Bib	FIS Code	Name	Year of Birth	Nation	Time	Rank	Ski
1	102263	GUAY Erik	1981	CAN	1:46.27	(10)	Head
2	561216	KLINE Bostjan	1991	SLO	1:47.13	(20)	Stoekli
3	511383	FEUZ Beat	1987	SUI	1:45.71	(3)	Head
4	51215	BAUMANN Romed	1986	AUT	1:47.49	(25)	Salomon
5	292455	FILL Peter	1982	ITA	1:45.55	(1)	Atomic
6	511139	KUENG Patrick	1984	SUI	1:46.00	(6)	Salomon
7	421483	JANSRUD Kjetil	1985	NOR	1:46.00	(6)	Head
8	53817	FRANZ Max	1989	AUT	1:45.66	(2)	Atomic
9	421328	SVINDAL Aksel Lund	1982	NOR	1:46.83	(18)	Head
10	50742	REICHELTH Hannes	1980	AUT	1:46.35	(13)	Salomon
11	192746	THEAUX Adrien	1984	FRA	1:46.87	(19)	Head
12	293006	INNERHOFER Christof	1984	ITA	DNS		Rossignol
13	291459	PARIS Dominik	1989	ITA	1:46.17	(9)	Nordica
14	191740	CLAREY Johan	1981	FRA	1:47.17	(21)	Head
15	533866	NYMAN Steven	1982	USA	1:46.29	(11)	Fischer
16	53902	MAYER Matthias	1990	AUT	1:46.45	(14)	Head
17	192932	FAYED Guillermo	1985	FRA	1:48.66	(39)	Head
18	422139	KILDE Aleksander Aamodt	1992	NOR	1:47.61	(27)	Atomic
19	511313	JANKA Carlo	1986	SUI	1:45.82	(4)	Rossignol
20	530874	GANONG Travis	1988	USA	1:47.75	(29)	Atomic
21	53980	KRIECHMAYR Vincent	1991	AUT	1:46.06	(8)	Fischer
22	194542	GIRAUD MOINE Valentin	1992	FRA	1:46.30	(12)	Salomon

Number of Competitors: 84, Number of NSA: 18

Bib	FIS Code	Name	Year of Birth	Nation	Time	Rank	Ski
23	54005	STRIEDINGER Otmar	1991	AUT	1:46.70	(17)	Rossignol
24	50753	KROELL Klaus	1980	AUT	1:46.60	(15)	Salomon
25	103271	THOMSEN Benjamin	1987	CAN	1:48.25	(35)	Head
26	200379	SANDER Andreas	1989	GER	1:46.68	(16)	Atomic
27	191964	POISSON David	1982	FRA	1:47.55	(26)	Salomon
28	6530104	BENNETT Bryce	1992	USA	1:47.22	(22)	Fischer
29	102899	OSBORNE-PARADIS Manuel	1984	CAN	1:45.85	(5)	Head
30	530939	WEIBRECHT Andrew	1986	USA	1:49.36	(45)	Head
31	194364	PINTURAUULT Alexis	1991	FRA	1:47.63	(28)	Head
32	193967	MUFFAT-JEANDET Victor	1989	FRA	1:48.06	(32)	Salomon
33	194298	GIEZENDANNER Blaise	1991	FRA	1:48.36	(37)	Head
34	194190	ROGER Brice	1990	FRA	2:30.78	(80)	Rossignol
35	50858	STREITBERGER Georg	1981	AUT	1:48.78	(40)	Head
36	202059	FERSTL Josef	1988	GER	1:47.48	(24)	Head
37	6290985	BUZZI Emanuele	1994	ITA	1:49.34	(44)	Head
38	511981	WEBER Ralph	1993	SUI	1:48.50	(38)	Head
39	53968	BERTHOLD Frederic	1991	AUT	1:47.79	(30)	Head
40	194368	RAFFORT Nicolas	1991	FRA	1:48.16	(34)	Rossignol
41	54009	WALDER Christian	1991	AUT	1:48.27	(36)	Head
42	103512	FRISCH Jeffrey	1984	CAN	1:50.18	(53)	Stoeckli
43	560447	SPORN Andrej	1981	SLO	1:50.10	(50)	Stoeckli
44	51327	PUCHNER Joachim	1987	AUT	1:48.04	(31)	Atomic
45	511513	CAVIEZEL Mauro	1988	SUI	1:47.37	(23)	Atomic
46	990081	CASSE Mattia	1990	ITA	1:51.48	(57)	Head
47	561217	KOSI Klemen	1991	SLO	1:49.54	(47)	Atomic
48	512124	HINTERMANN Niels	1995	SUI	1:48.06	(32)	Atomic
49	512042	KRYENBUEHL Urs	1994	SUI	1:49.57	(48)	Stoeckli
50	561067	PERKO Rok	1985	SLO	1:49.37	(46)	Stoeckli
51	310426	VUKICEVIC Marko	1992	SRB	1:51.95	(62)	
52	294904	PANGRAZZI Paolo	1988	ITA	1:49.06	(42)	Head
53	531452	BIESEMEYER Thomas	1989	USA	1:51.77	(60)	Atomic
54	561255	CATER Martin	1992	SLO	1:51.39	(55)	Stoeckli
55	180570	ROMAR Andreas	1989	FIN	1:50.13	(52)	Head
56	202535	DRESSEN Thomas	1993	GER	1:51.88	(61)	Rossignol
57	104096	THOMPSON Broderick	1994	CAN	1:49.58	(49)	Head
58	103762	WERRY Tyler	1991	CAN	1:50.53	(54)	Head
59	194167	MUZATON Maxence	1990	FRA	1:49.24	(43)	Rossignol
60	934643	GOLDBERG Jared	1991	USA	1:50.12	(51)	Head
61	561310	HROBAT Miha	1995	SLO	1:51.98	(63)	Atomic
62	502004	KOELL Alexander	1990	SWE	1:52.40	(64)	
63	512031	BARANDUN Gian Luca	1994	SUI	1:49.04	(41)	Salomon
64	511847	MANI Nils	1992	SUI	1:51.68	(59)	Stoeckli
65	110324	VON APPEN Henrik	1994	CHI	1:52.43	(65)	Head
66	501987	MONSEN Felix	1994	SWE	1:53.42	(69)	Atomic
67	150743	BERNDT Ondrej	1988	CZE	1:51.61	(58)	Atomic
68	561322	HADALIN Stefan	1995	SLO	1:55.83	(75)	
69	430429	BYDLINSKI Maciej	1988	POL	1:53.40	(68)	Atomic

Number of Competitors: 84, Number of NSA: 18

Bib	FIS Code	Name	Year of Birth	Nation	Time	Rank	Ski
70	6530319	COCHRAN-SIEGLE Ryan	1992	USA	1:51.39	(55)	Rossignol
71	151238	ZABYSTRAN Jan	1998	CZE	1:56.13	(77)	Atomic
72	561214	DEBELAK Tilen	1991	SLO	1:54.91	(73)	
73	380341	ULLRICH Max	1994	CRO	1:52.47	(66)	Atomic
74	303758	SUGAI Ryo	1991	JPN	DNF		Atomic
75	511983	AERNI Luca	1993	SUI	DNS		Salomon
76	380361	RODES Istok	1996	CRO	1:58.71	(79)	Atomic
77	291318	TONETTI Riccardo	1989	ITA	1:54.21	(71)	Voelkl
78	380335	ZUBCIC Filip	1993	CRO	DNF		Atomic
79	380260	KOSTELIC Ivica	1979	CRO	1:56.35	(78)	Fischer
80	700830	ZAMPA Adam	1990	SVK	1:55.14	(74)	Salomon
81	151215	FOREJTEK Filip	1997	CZE	1:56.04	(76)	
82	511896	MURISIER Justin	1992	SUI	1:52.66	(67)	Voelkl
83	150644	KRYZL Krystof	1986	CZE	1:54.00	(70)	Fischer
84	700879	ZAMPA Andreas	1993	SVK	1:54.64	(72)	Salomon

**LEGEND**

**DNS** Did Not Start    **DNF** Did Not Finish

10-01-2017 / Wengen (SUI) / 0201

Page 3/3

Data Processing by LONGINES


www.fis-ski.com

LONGINES Timing

Generation Date: TUE 10 JAN 2017

Time: 12:28

Document: 74A 1.0



**PERFORMANCE ANALYSIS 1 TRAINING 1**

Number of Competitors: 80

Rank	Bib	Name	Nation	Positions			Partials			Difference		Speed		
				Pos.	Time	Rank	Pos.	Time	Rank	Time	Dist(m)	Pos.	Km/h	Rank
1	5	FILL Peter	ITA	Int1:	17.76	(2)	I1-I2:	27.50	(8)	0.01		Sp1:	105.70	(31)
				Int2:	45.26	(4)	I2-I3:	30.37	(1)	0.38		Sp2:	78.70	(13)
				Int3:	1:15.63	(2)	I3-I4:	12.45	(1)	0.01		Sp3:	105.80	(3)
				Int4:	1:28.08	(1)	I4-Fin:	17.47	(6)	0.00		Sp4:	148.05	(3)
				Fin:	1:45.55	(1)				0.00	0.00	Avg.:	91.48	
2	8	FRANZ Max	AUT	Int1:	18.12	(35)	I1-I2:	27.19	(2)	0.37		Sp1:	109.00	(7)
				Int2:	45.31	(6)	I2-I3:	30.49	(5)	0.43		Sp2:	80.40	(3)
				Int3:	1:15.80	(4)	I3-I4:	12.48	(2)	0.18		Sp3:	105.62	(4)
				Int4:	1:28.28	(3)	I4-Fin:	17.38	(3)	0.20		Sp4:	144.11	(6)
				Fin:	1:45.66	(2)				0.11	2.79	Avg.:	91.38	
3	3	FEUZ Beat	SUI	Int1:	17.94	(12)	I1-I2:	27.49	(7)	0.19		Sp1:	105.40	(35)
				Int2:	45.43	(12)	I2-I3:	30.44	(4)	0.55		Sp2:	78.90	(10)
				Int3:	1:15.87	(6)	I3-I4:	12.52	(5)	0.25		Sp3:	105.59	(6)
				Int4:	1:28.39	(5)	I4-Fin:	17.32	(2)	0.31		Sp4:	160.32	(2)
				Fin:	1:45.71	(3)				0.16	4.06	Avg.:	91.34	
4	19	JANKA Carlo	SUI	Int1:	17.90	(8)	I1-I2:	26.98	(1)	0.15		Sp1:	106.10	(30)
				Int2:	44.88	(1)	I2-I3:	30.74	(15)	0.00		Sp2:	83.20	(1)
				Int3:	1:15.62	(1)	I3-I4:	12.61	(9)	0.00		Sp3:	106.06	(2)
				Int4:	1:28.23	(2)	I4-Fin:	17.59	(14)	0.15		Sp4:	142.97	(13)
				Fin:	1:45.82	(4)				0.27	6.84	Avg.:	91.24	
5	29	OSBORNE-PARADIS Manuel	CAN	Int1:	17.96	(14)	I1-I2:	27.50	(8)	0.21		Sp1:	108.30	(13)
				Int2:	45.46	(13)	I2-I3:	30.42	(2)	0.58		Sp2:	77.20	(24)
				Int3:	1:15.88	(7)	I3-I4:	12.55	(6)	0.26		Sp3:	105.32	(7)
				Int4:	1:28.43	(6)	I4-Fin:	17.42	(5)	0.35		Sp4:	144.29	(4)
				Fin:	1:45.85	(5)				0.30	7.60	Avg.:	91.22	
6	7	JANSRUD Kjetil	NOR	Int1:	17.96	(14)	I1-I2:	27.19	(2)	0.21		Sp1:	108.00	(14)
				Int2:	45.15	(2)	I2-I3:	30.57	(7)	0.27		Sp2:	80.30	(4)
				Int3:	1:15.72	(3)	I3-I4:	12.74	(21)	0.10		Sp3:	105.21	(8)
				Int4:	1:28.46	(7)	I4-Fin:	17.54	(9)	0.38		Sp4:	142.98	(12)
				Fin:	1:46.00	(6)				0.45	11.39	Avg.:	91.09	
6	6	KUENG Patrick	SUI	Int1:	17.85	(5)	I1-I2:	27.54	(13)	0.10		Sp1:	104.80	(42)
				Int2:	45.39	(10)	I2-I3:	30.43	(3)	0.51		Sp2:	78.30	(16)
				Int3:	1:15.82	(5)	I3-I4:	12.50	(3)	0.20		Sp3:	104.94	(9)
				Int4:	1:28.32	(4)	I4-Fin:	17.68	(20)	0.24		Sp4:	168.78	(1)
				Fin:	1:46.00	(6)				0.45	11.39	Avg.:	91.09	
8	21	KRIECHMAYR Vincent	AUT	Int1:	17.82	(4)	I1-I2:	27.53	(12)	0.07		Sp1:	106.50	(27)
				Int2:	45.35	(8)	I2-I3:	30.75	(17)	0.47		Sp2:	77.50	(19)
				Int3:	1:16.10	(11)	I3-I4:	12.66	(15)	0.48		Sp3:	104.43	(12)
				Int4:	1:28.76	(12)	I4-Fin:	17.30	(1)	0.68		Sp4:	141.04	(33)
				Fin:	1:46.06	(8)				0.51	12.90	Avg.:	91.04	



## PERFORMANCE ANALYSIS 1 TRAINING 1

Number of Competitors: 80

Rank	Bib	Name	Nation	Positions			Partials			Difference		Speed		
				Pos.	Time	Rank	Pos.	Time	Rank	Time	Dist(m)	Pos.	Km/h	Rank
9	13	PARIS Dominik	ITA	Int1: 17.75 (1)			I1-I2: 27.56 (14)			0.00		Sp1: 109.40 (3)		
				Int2: 45.31 (6)			I2-I3: 30.80 (19)			0.43		Sp2: 77.40 (21)		
				Int3: 1:16.11 (12)			I3-I4: 12.56 (7)			0.49		Sp3: 103.57 (29)		
				Int4: 1:28.67 (8)			I4-Fin: 17.50 (8)			0.59		Sp4: 144.15 (5)		
				Fin: 1:46.17 (9)						0.62	15.66	Avg.: 90.94		
10	1	GUAY Erik	CAN	Int1: 17.96 (14)			I1-I2: 27.28 (4)			0.21		Sp1: 108.60 (8)		
				Int2: 45.24 (3)			I2-I3: 30.72 (13)			0.36		Sp2: 79.10 (9)		
				Int3: 1:15.96 (9)			I3-I4: 12.75 (23)			0.34		Sp3: 104.13 (23)		
				Int4: 1:28.71 (10)			I4-Fin: 17.56 (10)			0.63		Sp4: 140.54 (38)		
				Fin: 1:46.27 (10)						0.72	18.17	Avg.: 90.86		
11	15	NYMAN Steven	USA	Int1: 17.80 (3)			I1-I2: 27.61 (15)			0.05		Sp1: 107.90 (15)		
				Int2: 45.41 (11)			I2-I3: 30.59 (8)			0.53		Sp2: 76.60 (30)		
				Int3: 1:16.00 (10)			I3-I4: 12.67 (17)			0.38		Sp3: 105.61 (5)		
				Int4: 1:28.67 (8)			I4-Fin: 17.62 (16)			0.59		Sp4: 143.32 (9)		
				Fin: 1:46.29 (11)						0.74	18.67	Avg.: 90.84		
12	22	GIRAUD MOINE Valentin	FRA	Int1: 18.03 (25)			I1-I2: 27.33 (5)			0.28		Sp1: 107.90 (15)		
				Int2: 45.36 (9)			I2-I3: 30.55 (6)			0.48		Sp2: 80.50 (2)		
				Int3: 1:15.91 (8)			I3-I4: 12.82 (26)			0.29		Sp3: 106.68 (1)		
				Int4: 1:28.73 (11)			I4-Fin: 17.57 (12)			0.65		Sp4: 143.88 (7)		
				Fin: 1:46.30 (12)						0.75	18.92	Avg.: 90.83		
13	10	REICHELT Hannes	AUT	Int1: 18.02 (22)			I1-I2: 27.62 (17)			0.27		Sp1: 108.50 (9)		
				Int2: 45.64 (18)			I2-I3: 30.60 (9)			0.76		Sp2: 77.50 (19)		
				Int3: 1:16.24 (15)			I3-I4: 12.70 (19)			0.62		Sp3: 104.35 (16)		
				Int4: 1:28.94 (14)			I4-Fin: 17.41 (4)			0.86		Sp4: 143.18 (11)		
				Fin: 1:46.35 (13)						0.80	20.17	Avg.: 90.79		
14	16	MAYER Matthias	AUT	Int1: 17.90 (8)			I1-I2: 27.68 (20)			0.15		Sp1: 103.80 (54)		
				Int2: 45.58 (17)			I2-I3: 30.66 (11)			0.70		Sp2: 79.70 (5)		
				Int3: 1:16.24 (15)			I3-I4: 12.56 (7)			0.62		Sp3: 104.01 (24)		
				Int4: 1:28.80 (13)			I4-Fin: 17.65 (18)			0.72		Sp4: 143.45 (8)		
				Fin: 1:46.45 (14)						0.90	22.68	Avg.: 90.70		
15	24	KROELL Klaus	AUT	Int1: 17.91 (11)			I1-I2: 27.77 (24)			0.16		Sp1: 109.30 (4)		
				Int2: 45.68 (20)			I2-I3: 30.82 (20)			0.80		Sp2: 74.80 (46)		
				Int3: 1:16.50 (20)			I3-I4: 12.61 (9)			0.88		Sp3: 104.50 (11)		
				Int4: 1:29.11 (19)			I4-Fin: 17.49 (7)			1.03		Sp4: 143.28 (10)		
				Fin: 1:46.60 (15)						1.05	26.42	Avg.: 90.57		
16	26	SANDER Andreas	GER	Int1: 18.02 (22)			I1-I2: 27.52 (11)			0.27		Sp1: 108.50 (9)		
				Int2: 45.54 (14)			I2-I3: 30.73 (14)			0.66		Sp2: 77.30 (23)		
				Int3: 1:16.27 (17)			I3-I4: 12.68 (18)			0.65		Sp3: 104.22 (19)		
				Int4: 1:28.95 (16)			I4-Fin: 17.73 (21)			0.87		Sp4: 141.78 (25)		
				Fin: 1:46.68 (16)						1.13	28.41	Avg.: 90.51		
17	23	STRIEDINGER Otmar	AUT	Int1: 18.01 (20)			I1-I2: 27.67 (19)			0.26		Sp1: 106.40 (29)		
				Int2: 45.68 (20)			I2-I3: 30.69 (12)			0.80		Sp2: 78.20 (18)		
				Int3: 1:16.37 (19)			I3-I4: 12.66 (15)			0.75		Sp3: 104.82 (10)		
				Int4: 1:29.03 (18)			I4-Fin: 17.67 (19)			0.95		Sp4: 141.61 (28)		
				Fin: 1:46.70 (17)						1.15	28.91	Avg.: 90.49		
18	9	SVINDAL Aksel Lund	NOR	Int1: 17.86 (6)			I1-I2: 27.71 (22)			0.11		Sp1: 107.50 (19)		
				Int2: 45.57 (16)			I2-I3: 30.63 (10)			0.69		Sp2: 75.70 (35)		
				Int3: 1:16.20 (14)			I3-I4: 12.79 (24)			0.58		Sp3: 104.36 (14)		
				Int4: 1:28.99 (17)			I4-Fin: 17.84 (30)			0.91		Sp4: 141.32 (30)		
				Fin: 1:46.83 (18)						1.28	32.13	Avg.: 90.38		



## PERFORMANCE ANALYSIS 1 TRAINING 1

Number of Competitors: 80

Rank	Bib	Name	Nation	Positions			Partials			Difference		Speed									
				Pos.	Time	Rank	Pos.	Time	Rank	Time	Dist(m)	Pos.	Km/h	Rank							
29	20	GANONG Travis	USA	Int1: 18.06 (29)	Int2: 46.71 (45)	Int3: 1:17.61 (38)	I1-I2: 28.65 (51)	I2-I3: 30.90 (26)	I3-I4: 12.51 (4)	I4-Fin: 17.63 (17)	0.31	1.83	1.99	2.04	2.20	54.76	Sp1: 104.10 (50)	Sp2: 76.70 (29)	Sp3: 103.87 (26)	Sp4: 142.20 (22)	Avg.: 89.61
30	39	BERTHOLD Frederic	AUT	Int1: 18.11 (34)	Int2: 45.74 (22)	Int3: 1:17.20 (32)	I1-I2: 27.63 (18)	I2-I3: 31.46 (43)	I3-I4: 12.84 (29)	I4-Fin: 17.75 (24)	0.36	0.86	1.58	1.96	2.24	55.74	Sp1: 110.10 (1)	Sp2: 75.50 (39)	Sp3: 104.36 (14)	Sp4: 140.65 (36)	Avg.: 89.57
31	44	PUCHNER Joachim	AUT	Int1: 18.18 (42)	Int2: 46.26 (36)	Int3: 1:17.17 (31)	I1-I2: 28.08 (34)	I2-I3: 30.91 (27)	I3-I4: 12.83 (27)	I4-Fin: 18.04 (44)	0.43	1.38	1.55	1.92	2.49	61.81	Sp1: 109.60 (2)	Sp2: 73.90 (54)	Sp3: 103.12 (34)	Sp4: 142.58 (17)	Avg.: 89.37
32	48	HINTERMANN Niels	SUI	Int1: 18.09 (33)	Int2: 46.02 (27)	Int3: 1:17.15 (30)	I1-I2: 27.93 (28)	I2-I3: 31.13 (36)	I3-I4: 12.71 (20)	I4-Fin: 18.20 (57)	0.34	1.14	1.53	1.78	2.51	62.30	Sp1: 108.40 (12)	Sp2: 77.40 (21)	Sp3: 103.19 (33)	Sp4: 141.16 (32)	Avg.: 89.35
32	32	MUFFAT-JEANDET Victor	FRA	Int1: 18.42 (57)	Int2: 46.23 (34)	Int3: 1:17.27 (33)	I1-I2: 27.81 (26)	I2-I3: 31.04 (30)	I3-I4: 12.94 (38)	I4-Fin: 17.85 (31)	0.67	1.35	1.65	2.13	2.51	62.30	Sp1: 103.50 (57)	Sp2: 78.70 (13)	Sp3: 104.16 (22)	Sp4: 139.91 (42)	Avg.: 89.35
34	40	RAFFORT Nicolas	FRA	Int1: 18.26 (48)	Int2: 46.22 (33)	Int3: 1:17.33 (35)	I1-I2: 27.96 (30)	I2-I3: 31.11 (35)	I3-I4: 12.94 (38)	I4-Fin: 17.89 (35)	0.51	1.34	1.71	2.19	2.61	64.72	Sp1: 105.00 (39)	Sp2: 75.70 (35)	Sp3: 103.43 (30)	Sp4: 141.04 (33)	Avg.: 89.27
35	25	THOMSEN Benjamin	CAN	Int1: 18.05 (28)	Int2: 45.81 (23)	Int3: 1:16.88 (24)	I1-I2: 27.76 (23)	I2-I3: 31.07 (32)	I3-I4: 13.09 (49)	I4-Fin: 18.28 (60)	0.30	0.93	1.26	1.89	2.70	66.90	Sp1: 108.50 (9)	Sp2: 77.20 (24)	Sp3: 103.10 (35)	Sp4: 140.84 (35)	Avg.: 89.19
36	41	WALDER Christian	AUT	Int1: 17.94 (12)	Int2: 46.23 (34)	Int3: 1:17.30 (34)	I1-I2: 28.29 (41)	I2-I3: 31.07 (32)	I3-I4: 12.95 (42)	I4-Fin: 18.02 (43)	0.19	1.35	1.68	2.17	2.72	67.38	Sp1: 104.90 (41)	Sp2: 75.40 (40)	Sp3: 102.49 (38)	Sp4: 138.83 (52)	Avg.: 89.18
37	33	GIEZENDANNER Blaise	FRA	Int1: 18.07 (30)	Int2: 46.06 (29)	Int3: 1:17.46 (36)	I1-I2: 27.99 (31)	I2-I3: 31.40 (41)	I3-I4: 12.97 (44)	I4-Fin: 17.93 (39)	0.32	1.18	1.84	2.35	2.81	69.55	Sp1: 106.50 (27)	Sp2: 75.00 (45)	Sp3: 101.90 (40)	Sp4: 139.75 (43)	Avg.: 89.10
38	38	WEBER Ralph	SUI	Int1: 17.99 (19)	Int2: 46.35 (38)	Int3: 1:17.62 (39)	I1-I2: 28.36 (43)	I2-I3: 31.27 (40)	I3-I4: 12.98 (45)	I4-Fin: 17.90 (36)	0.24	1.47	2.00	2.52	2.95	72.92	Sp1: 105.10 (38)	Sp2: 75.30 (41)	Sp3: 103.90 (25)	Sp4: 141.17 (31)	Avg.: 88.99

## PERFORMANCE ANALYSIS 1 TRAINING 1

Number of Competitors: 80

Rank	Bib	Name	Nation	Positions			Partials			Difference		Speed												
				Pos.	Time	Rank	Pos.	Time	Rank	Time	Dist(m)	Pos.	Km/h	Rank										
39	17	FAYED Guillermo	FRA	Int1: 17.98 (18)	Int2: 46.50 (43)	Int3: 1:17.60 (37)	Int4: 1:30.53 (38)	Fin: 1:48.66 (39)	I1-I2: 28.52 (45)	I2-I3: 31.10 (34)	I3-I4: 12.93 (36)	I4-Fin: 18.13 (49)	0.23		1.62	1.98	2.45	3.11	76.76	Sp1: 104.40 (47)	Sp2: 73.20 (62)	Sp3: 103.01 (37)	Sp4: 139.74 (44)	Avg.: 88.86
40	35	STREITBERGER Georg	AUT	Int1: 18.19 (44)	Int2: 46.72 (46)	Int3: 1:17.76 (40)	Int4: 1:30.62 (40)	Fin: 1:48.78 (40)	I1-I2: 28.53 (46)	I2-I3: 31.04 (30)	I3-I4: 12.86 (33)	I4-Fin: 18.16 (52)	0.44		1.84	2.14	2.54	3.23	79.64	Sp1: 104.50 (46)	Sp2: 73.90 (54)	Sp3: 103.05 (36)	Sp4: 142.97 (13)	Avg.: 88.76
41	63	BARANDUN Gian Luca	SUI	Int1: 18.44 (59)	Int2: 46.49 (41)	Int3: 1:18.24 (44)	Int4: 1:31.22 (43)	Fin: 1:49.04 (41)	I1-I2: 28.05 (33)	I2-I3: 31.75 (50)	I3-I4: 12.98 (45)	I4-Fin: 17.82 (27)	0.69		1.61	2.62	3.14	3.49	85.84	Sp1: 104.40 (47)	Sp2: 78.40 (15)	Sp3: 98.82 (51)	Sp4: 137.73 (55)	Avg.: 88.55
42	52	PANGRAZZI Paolo	ITA	Int1: 18.24 (47)	Int2: 46.49 (41)	Int3: 1:18.11 (42)	Int4: 1:30.98 (41)	Fin: 1:49.06 (42)	I1-I2: 28.25 (39)	I2-I3: 31.62 (45)	I3-I4: 12.87 (34)	I4-Fin: 18.08 (47)	0.49		1.61	2.49	2.90	3.51	86.32	Sp1: 103.60 (56)	Sp2: 78.30 (16)	Sp3: 99.57 (49)	Sp4: 139.46 (48)	Avg.: 88.53
43	59	MUZATON Maxence	FRA	Int1: 18.46 (62)	Int2: 46.87 (49)	Int3: 1:18.83 (51)	Int4: 1:31.67 (50)	Fin: 1:49.24 (43)	I1-I2: 28.41 (44)	I2-I3: 31.96 (51)	I3-I4: 12.84 (29)	I4-Fin: 17.57 (12)	0.71		1.99	3.21	3.59	3.69	90.59	Sp1: 105.60 (33)	Sp2: 75.90 (34)	Sp3: 100.04 (46)	Sp4: 140.01 (41)	Avg.: 88.39
44	37	BUZZI Emanuele	ITA	Int1: 18.17 (40)	Int2: 46.46 (39)	Int3: 1:18.06 (41)	Int4: 1:31.10 (42)	Fin: 1:49.34 (44)	I1-I2: 28.29 (41)	I2-I3: 31.60 (44)	I3-I4: 13.04 (48)	I4-Fin: 18.24 (58)	0.42		1.58	2.44	3.02	3.79	92.96	Sp1: 104.30 (49)	Sp2: 73.30 (60)	Sp3: 101.30 (42)	Sp4: 140.02 (40)	Avg.: 88.30
45	30	WEIBRECHT Andrew	USA	Int1: 18.01 (20)	Int2: 47.36 (57)	Int3: 1:18.50 (45)	Int4: 1:31.45 (45)	Fin: 1:49.36 (45)	I1-I2: 29.35 (64)	I2-I3: 31.14 (37)	I3-I4: 12.95 (42)	I4-Fin: 17.91 (37)	0.26		2.48	2.88	3.37	3.81	93.44	Sp1: 109.10 (5)	Sp2: 56.70 (78)	Sp3: 99.11 (50)	Sp4: 139.35 (49)	Avg.: 88.29
46	50	PERKO Rok	SLO	Int1: 18.34 (51)	Int2: 46.94 (50)	Int3: 1:18.66 (49)	Int4: 1:31.54 (47)	Fin: 1:49.37 (46)	I1-I2: 28.60 (48)	I2-I3: 31.72 (47)	I3-I4: 12.88 (35)	I4-Fin: 17.83 (28)	0.59		2.06	3.04	3.46	3.82	93.68	Sp1: 105.40 (35)	Sp2: 74.80 (46)	Sp3: 100.02 (47)	Sp4: 140.63 (37)	Avg.: 88.28
47	47	KOSI Klemen	SLO	Int1: 18.53 (64)	Int2: 46.81 (47)	Int3: 1:18.50 (45)	Int4: 1:31.59 (49)	Fin: 1:49.54 (47)	I1-I2: 28.28 (40)	I2-I3: 31.69 (46)	I3-I4: 13.09 (49)	I4-Fin: 17.95 (42)	0.78		1.93	2.88	3.51	3.99	97.69	Sp1: 104.00 (51)	Sp2: 75.10 (42)	Sp3: 100.94 (44)	Sp4: 139.64 (45)	Avg.: 88.14
48	49	KRYENBUEHL Urs	SUI	Int1: 18.31 (49)	Int2: 47.13 (53)	Int3: 1:18.58 (48)	Int4: 1:31.52 (46)	Fin: 1:49.57 (48)	I1-I2: 28.82 (55)	I2-I3: 31.45 (42)	I3-I4: 12.94 (38)	I4-Fin: 18.05 (45)	0.56		2.25	2.96	3.44	4.02	98.40	Sp1: 105.30 (37)	Sp2: 71.60 (68)	Sp3: 99.59 (48)	Sp4: 140.44 (39)	Avg.: 88.12

## PERFORMANCE ANALYSIS 1 TRAINING 1

Number of Competitors: 80

Rank	Bib	Name	Nation	Positions			Partials			Difference		Speed					
				Pos.	Time	Rank	Pos.	Time	Rank	Time	Dist(m)	Pos.	Km/h	Rank			
49	57	THOMPSON Broderick	CAN	Int1: 18.34 (51)	Int2: 45.95 (25)	Int3: 1:18.17 (43)	I1-I2: 27.61 (15)	I2-I3: 32.22 (54)	I3-I4: 13.25 (56)	I4-Fin: 18.16 (52)	0.59		Sp1: 106.80 (25)	Sp2: 79.30 (7)	Sp3: 100.95 (43)	Sp4: 136.36 (60)	Avg.: 88.11
50	43	SPORN Andrej	SLO	Int1: 18.22 (45)	Int2: 46.94 (50)	Int3: 1:18.67 (50)	I1-I2: 28.72 (52)	I2-I3: 31.73 (49)	I3-I4: 13.11 (51)	I4-Fin: 18.32 (63)	0.47		Sp1: 107.80 (17)	Sp2: 65.20 (77)	Sp3: 100.23 (45)	Sp4: 141.57 (29)	Avg.: 87.69
51	60	GOLDBERG Jared	USA	Int1: 18.14 (37)	Int2: 46.70 (44)	Int3: 1:18.96 (53)	I1-I2: 28.56 (47)	I2-I3: 32.26 (56)	I3-I4: 13.01 (47)	I4-Fin: 18.16 (52)	0.39		Sp1: 105.50 (34)	Sp2: 74.20 (50)	Sp3: 97.19 (57)	Sp4: 134.80 (64)	Avg.: 87.68
52	55	ROMAR Andreas	FIN	Int1: 18.22 (45)	Int2: 46.86 (48)	Int3: 1:18.92 (52)	I1-I2: 28.64 (49)	I2-I3: 32.06 (52)	I3-I4: 13.13 (52)	I4-Fin: 18.08 (47)	0.47		Sp1: 104.70 (43)	Sp2: 72.80 (64)	Sp3: 98.73 (52)	Sp4: 138.73 (53)	Avg.: 87.67
53	42	FRISCH Jeffrey	CAN	Int1: 18.16 (39)	Int2: 47.36 (57)	Int3: 1:18.56 (47)	I1-I2: 29.20 (61)	I2-I3: 31.20 (39)	I3-I4: 13.01 (47)	I4-Fin: 18.61 (70)	0.41		Sp1: 101.60 (64)	Sp2: 67.30 (75)	Sp3: 101.77 (41)	Sp4: 138.97 (50)	Avg.: 87.63
54	58	WERRY Tyler	CAN	Int1: 18.33 (50)	Int2: 46.46 (39)	Int3: 1:19.15 (54)	I1-I2: 28.13 (37)	I2-I3: 32.69 (61)	I3-I4: 13.19 (55)	I4-Fin: 18.19 (55)	0.58		Sp1: 104.00 (51)	Sp2: 78.80 (12)	Sp3: 97.24 (55)	Sp4: 138.65 (54)	Avg.: 87.35
55	70	COCHRAN-SIEGLE Ryan	USA	Int1: 18.34 (51)	Int2: 47.89 (64)	Int3: 1:20.30 (62)	I1-I2: 29.55 (71)	I2-I3: 32.41 (58)	I3-I4: 13.18 (54)	I4-Fin: 17.91 (37)	0.59		Sp1: 100.70 (66)	Sp2: 73.80 (58)	Sp3: 95.47 (67)	Sp4: 137.73 (55)	Avg.: 86.68
55	54	CATER Martin	SLO	Int1: 18.52 (63)	Int2: 47.27 (56)	Int3: 1:20.05 (57)	I1-I2: 28.75 (53)	I2-I3: 32.78 (63)	I3-I4: 13.40 (60)	I4-Fin: 17.94 (41)	0.77		Sp1: 102.50 (62)	Sp2: 74.00 (53)	Sp3: 96.00 (64)	Sp4: 136.60 (59)	Avg.: 86.68
57	46	CASSE Mattia	ITA	Int1: 17.87 (7)	Int2: 49.39 (76)	Int3: 1:21.11 (67)	I1-I2: 31.52 (78)	I2-I3: 31.72 (47)	I3-I4: 12.64 (13)	I4-Fin: 17.73 (21)	0.12		Sp1: 107.40 (20)	Sp2: 45.30 (80)	Sp3: 94.26 (68)	Sp4: 142.33 (20)	Avg.: 86.61
58	67	BERNDT Ondrej	CZE	Int1: 18.62 (67)	Int2: 47.69 (61)	Int3: 1:20.12 (59)	I1-I2: 29.07 (58)	I2-I3: 32.43 (59)	I3-I4: 13.35 (59)	I4-Fin: 18.14 (51)	0.87		Sp1: 103.30 (58)	Sp2: 73.10 (63)	Sp3: 97.05 (58)	Sp4: 134.72 (65)	Avg.: 86.51

## PERFORMANCE ANALYSIS 1 TRAINING 1

Number of Competitors: 80

Rank	Bib	Name	Nation	Positions			Partials			Difference		Speed					
				Pos.	Time	Rank	Pos.	Time	Rank	Time	Dist(m)	Pos.	Km/h	Rank			
59	64	MANI Nils	SUI	Int1: 18.45 (60)	Int2: 47.25 (54)	Int3: 1:19.99 (55)	I1-I2: 28.80 (54)	I2-I3: 32.74 (62)	I3-I4: 13.51 (62)	I4-Fin: 18.18 (54)	0.70		Sp1: 103.00 (61)	Sp2: 73.90 (54)	Sp3: 96.68 (61)	Sp4: 134.89 (63)	Avg.: 86.45
60	53	BIESEMEYER Thomas	USA	Int1: 18.43 (58)	Int2: 47.92 (65)	Int3: 1:20.21 (61)	I1-I2: 29.49 (69)	I2-I3: 32.29 (57)	I3-I4: 13.30 (58)	I4-Fin: 18.26 (59)	0.68	149.25	Sp1: 99.50 (75)	Sp2: 70.30 (72)	Sp3: 96.92 (60)	Sp4: 138.84 (51)	Avg.: 86.38
61	56	DRESSEN Thomas	GER	Int1: 18.77 (73)	Int2: 48.02 (67)	Int3: 1:20.46 (63)	I1-I2: 29.25 (62)	I2-I3: 32.44 (60)	I3-I4: 13.29 (57)	I4-Fin: 18.13 (49)	1.02	151.74	Sp1: 100.30 (72)	Sp2: 74.80 (46)	Sp3: 96.98 (59)	Sp4: 139.52 (46)	Avg.: 86.30
62	51	VUKICEVIC Marko	SRB	Int1: 18.57 (66)	Int2: 47.85 (63)	Int3: 1:20.08 (58)	I1-I2: 29.28 (63)	I2-I3: 32.23 (55)	I3-I4: 13.40 (60)	I4-Fin: 18.47 (66)	0.82	153.33	Sp1: 104.70 (43)	Sp2: 69.20 (73)	Sp3: 97.88 (53)	Sp4: 137.11 (58)	Avg.: 86.25
63	61	HROBAT Miha	SLO	Int1: 18.41 (55)	Int2: 47.05 (52)	Int3: 1:20.03 (56)	I1-I2: 28.64 (49)	I2-I3: 32.98 (67)	I3-I4: 13.51 (62)	I4-Fin: 18.44 (65)	0.66	154.00	Sp1: 104.00 (51)	Sp2: 75.10 (42)	Sp3: 96.52 (62)	Sp4: 135.37 (62)	Avg.: 86.22
64	62	KOELL Alexander	SWE	Int1: 18.41 (55)	Int2: 47.25 (54)	Int3: 1:20.18 (60)	I1-I2: 28.84 (56)	I2-I3: 32.93 (65)	I3-I4: 13.63 (65)	I4-Fin: 18.59 (68)	0.66	163.45	Sp1: 103.30 (58)	Sp2: 74.20 (50)	Sp3: 95.64 (65)	Sp4: 135.79 (61)	Avg.: 85.90
65	65	VON APPEN Henrik	CHI	Int1: 18.34 (51)	Int2: 47.41 (59)	Int3: 1:20.50 (64)	I1-I2: 29.07 (58)	I2-I3: 33.09 (68)	I3-I4: 13.74 (66)	I4-Fin: 18.19 (55)	0.59	164.12	Sp1: 103.80 (54)	Sp2: 72.10 (67)	Sp3: 93.90 (70)	Sp4: 133.50 (68)	Avg.: 85.88
66	73	ULLRICH Max	CRO	Int1: 18.71 (71)	Int2: 47.80 (62)	Int3: 1:20.59 (66)	I1-I2: 29.09 (60)	I2-I3: 32.79 (64)	I3-I4: 13.57 (64)	I4-Fin: 18.31 (62)	0.96	165.02	Sp1: 100.50 (68)	Sp2: 75.70 (35)	Sp3: 97.22 (56)	Sp4: 133.45 (69)	Avg.: 85.85
67	82	MURISIER Justin	SUI	Int1: 18.65 (68)	Int2: 47.58 (60)	Int3: 1:20.53 (65)	I1-I2: 28.93 (57)	I2-I3: 32.95 (66)	I3-I4: 13.76 (67)	I4-Fin: 18.37 (64)	0.90	169.26	Sp1: 101.00 (65)	Sp2: 77.20 (24)	Sp3: 96.40 (63)	Sp4: 132.57 (70)	Avg.: 85.70
68	69	BYDLINSKI Maciej	POL	Int1: 18.53 (64)	Int2: 48.00 (66)	Int3: 1:21.26 (68)	I1-I2: 29.47 (67)	I2-I3: 33.26 (71)	I3-I4: 13.84 (69)	I4-Fin: 18.30 (61)	0.78	185.66	Sp1: 102.30 (63)	Sp2: 72.80 (64)	Sp3: 94.23 (69)	Sp4: 131.53 (73)	Avg.: 85.14

## PERFORMANCE ANALYSIS 1 TRAINING 1

Number of Competitors: 80

Rank	Bib	Name	Nation	Positions			Partials			Difference		Speed									
				Pos.	Time	Rank	Pos.	Time	Rank	Time	Dist(m)	Pos.	Km/h	Rank							
69	66	MONSEN Felix	SWE	Int1: 18.45 (60)	Int2: 50.12 (79)	Int3: 1:22.23 (73)	I1-I2: 31.67 (79)	I2-I3: 32.11 (53)	I3-I4: 13.14 (53)	I4-Fin: 18.05 (45)	0.70	5.24	6.61	7.29	7.87	186.10	Sp1: 94.00 (80)	Sp2: 72.70 (66)	Sp3: 97.58 (54)	Sp4: 137.27 (57)	Avg.: 85.13
70	83	KRYZL Krystof	CZE	Int1: 18.81 (74)	Int2: 48.29 (69)	Int3: 1:21.46 (69)	I1-I2: 29.48 (68)	I2-I3: 33.17 (69)	I3-I4: 13.85 (70)	I4-Fin: 18.69 (72)	1.06	3.41	5.84	7.23	8.45	198.80	Sp1: 100.60 (67)	Sp2: 73.90 (54)	Sp3: 95.48 (66)	Sp4: 132.27 (71)	Avg.: 84.69
71	77	TONETTI Riccardo	ITA	Int1: 18.68 (69)	Int2: 48.60 (71)	Int3: 1:21.82 (71)	I1-I2: 29.92 (73)	I2-I3: 33.22 (70)	I3-I4: 13.76 (67)	I4-Fin: 18.63 (71)	0.93	3.72	6.20	7.50	8.66	203.36	Sp1: 100.40 (70)	Sp2: 73.30 (60)	Sp3: 93.85 (71)	Sp4: 133.74 (67)	Avg.: 84.54
72	84	ZAMPA Andreas	SVK	Int1: 18.68 (69)	Int2: 48.13 (68)	Int3: 1:21.71 (70)	I1-I2: 29.45 (65)	I2-I3: 33.58 (74)	I3-I4: 14.08 (74)	I4-Fin: 18.85 (75)	0.93	3.25	6.09	7.71	9.09	212.66	Sp1: 98.90 (76)	Sp2: 74.20 (50)	Sp3: 92.23 (75)	Sp4: 128.89 (78)	Avg.: 84.22
73	72	DEBELAK Tilen	SLO	Int1: 19.12 (80)	Int2: 48.61 (72)	Int3: 1:22.41 (74)	I1-I2: 29.49 (69)	I2-I3: 33.80 (75)	I3-I4: 13.91 (71)	I4-Fin: 18.59 (68)	1.37	3.73	6.79	8.24	9.36	218.46	Sp1: 100.20 (73)	Sp2: 74.50 (49)	Sp3: 93.65 (72)	Sp4: 134.51 (66)	Avg.: 84.02
74	80	ZAMPA Adam	SVK	Int1: 18.92 (78)	Int2: 48.38 (70)	Int3: 1:21.95 (72)	I1-I2: 29.46 (66)	I2-I3: 33.57 (72)	I3-I4: 13.95 (72)	I4-Fin: 19.24 (77)	1.17	3.50	6.33	7.82	9.59	223.38	Sp1: 100.50 (68)	Sp2: 73.40 (59)	Sp3: 93.61 (73)	Sp4: 131.49 (74)	Avg.: 83.86
75	68	HADALIN Stefan	SLO	Int1: 18.81 (74)	Int2: 48.81 (74)	Int3: 1:23.08 (77)	I1-I2: 30.00 (74)	I2-I3: 34.27 (78)	I3-I4: 14.22 (76)	I4-Fin: 18.53 (67)	1.06	3.93	7.46	9.22	10.28	238.03	Sp1: 100.40 (70)	Sp2: 71.20 (70)	Sp3: 91.02 (77)	Sp4: 130.19 (77)	Avg.: 83.36
76	81	FOREJTEK Filip	CZE	Int1: 18.73 (72)	Int2: 49.37 (75)	Int3: 1:22.94 (76)	I1-I2: 30.64 (75)	I2-I3: 33.57 (72)	I3-I4: 14.10 (75)	I4-Fin: 19.00 (76)	0.98	4.49	7.32	8.96	10.49	242.45	Sp1: 94.30 (79)	Sp2: 70.40 (71)	Sp3: 91.71 (76)	Sp4: 132.27 (71)	Avg.: 83.21
77	71	ZABYSTRAN Jan	CZE	Int1: 18.87 (76)	Int2: 48.76 (73)	Int3: 1:22.83 (75)	I1-I2: 29.89 (72)	I2-I3: 34.07 (77)	I3-I4: 14.50 (77)	I4-Fin: 18.80 (74)	1.12	3.88	7.21	9.25	10.58	244.34	Sp1: 99.80 (74)	Sp2: 71.60 (68)	Sp3: 88.85 (79)	Sp4: 131.01 (76)	Avg.: 83.14
78	79	KOSTELIC Ivica	CRO	Int1: 18.88 (77)	Int2: 49.68 (77)	Int3: 1:23.58 (78)	I1-I2: 30.80 (77)	I2-I3: 33.90 (76)	I3-I4: 13.98 (73)	I4-Fin: 18.79 (73)	1.13	4.80	7.96	9.48	10.80	248.95	Sp1: 98.90 (76)	Sp2: 67.10 (76)	Sp3: 92.68 (74)	Sp4: 131.17 (75)	Avg.: 82.98

PERFORMANCE ANALYSIS 1 TRAINING 1

Number of Competitors: 80

Rank	Bib	Name	Nation	Positions			Partials			Difference		Speed		
				Pos.	Time	Rank	Pos.	Time	Rank	Time	Dist(m)	Pos.	Km/h	Rank
79	76	RODES Istok	CRO	Int1:	19.02	(79)	I1-I2:	30.77	(76)	1.27		Sp1:	97.30	(78)
				Int2:	49.79	(78)	I2-I3:	34.83	(79)	4.91		Sp2:	68.50	(74)
				Int3:	1:24.62	(79)	I3-I4:	14.79	(78)	9.00		Sp3:	90.42	(78)
				Int4:	1:39.41	(78)	I4-Fin:	19.30	(78)	11.33		Sp4:	127.05	(80)
				Fin:	1:58.71	(79)				13.16	297.32	Avg.:	81.33	
80	34	ROGER Brice	FRA	Int1:	18.13	(36)	I1-I2:	57.21	(80)	0.38		Sp1:	106.90	(23)
				Int2:	1:15.34	(80)	I2-I3:	40.30	(80)	30.46		Sp2:	56.00	(79)
				Int3:	1:55.64	(80)	I3-I4:	15.32	(79)	40.02		Sp3:	81.40	(80)
				Int4:	2:10.96	(79)	I4-Fin:	19.82	(79)	42.88		Sp4:	127.81	(79)
				Fin:	2:30.78	(80)				45.23	804.53	Avg.:	64.04	

LEGEND							
Pos	Intermediate or Speed Position	Int1:	Intermediate 1	Int4:	Intermediate 4	Sp3:	Speed Trap 3
Avg.	Average Speed for the race	Int2:	Intermediate 2	Sp1:	Speed Trap 1	Sp4:	Speed Trap 4
Dist(m)	Distance behind the first	Int3:	Intermediate 3	Sp2:	Speed Trap 2	Fin:	Finish





**PERFORMANCE ANALYSIS 2 TRAINING 1**

Number of Competitors: 84

Bib	Name	Nation	Positions			Partials			Difference		Speed												
			Pos.	Time	Rank	Pos.	Time	Rank	Time	Dist(m)	Pos.	Km/h	Rank										
1	GUAY Erik	CAN	Int1: 17.96 (14)	Int2: 45.24 (3)	Int3: 1:15.96 (9)	Int4: 1:28.71 (10)	Fin: 1:46.27 (10)	I1-I2: 27.28 (4)	I2-I3: 30.72 (13)	I3-I4: 12.75 (23)	I4-Fin: 17.56 (10)	0.21	0.36	0.34	0.63	0.72	18.17	Sp1: 108.60 (8)	Sp2: 79.10 (9)	Sp3: 104.13 (23)	Sp4: 140.54 (38)	Avg.: 90.86	
2	KLINE Bostjan	SLO	Int1: 18.17 (40)	Int2: 45.99 (26)	Int3: 1:16.73 (21)	Int4: 1:29.57 (21)	Fin: 1:47.13 (20)	I1-I2: 27.82 (27)	I2-I3: 30.74 (15)	I3-I4: 12.84 (29)	I4-Fin: 17.56 (10)	0.42	1.11	1.11	1.49	1.58	39.56	Sp1: 106.90 (23)	Sp2: 78.90 (10)	Sp3: 104.23 (18)	Sp4: 141.68 (27)	Avg.: 90.13	
3	FEUZ Beat	SUI	Int1: 17.94 (12)	Int2: 45.43 (12)	Int3: 1:15.87 (6)	Int4: 1:28.39 (5)	Fin: 1:45.71 (3)	I1-I2: 27.49 (7)	I2-I3: 30.44 (4)	I3-I4: 12.52 (5)	I4-Fin: 17.32 (2)	0.19	0.55	0.25	0.31	0.16	4.06	Sp1: 105.40 (35)	Sp2: 78.90 (10)	Sp3: 105.59 (6)	Sp4: 160.32 (2)	Avg.: 91.34	
4	BAUMANN Romed	AUT	Int1: 18.02 (22)	Int2: 46.13 (31)	Int3: 1:16.97 (25)	Int4: 1:29.71 (26)	Fin: 1:47.49 (25)	I1-I2: 28.11 (36)	I2-I3: 30.84 (22)	I3-I4: 12.74 (21)	I4-Fin: 17.78 (25)	0.27	1.25	1.35	1.63	1.94	48.41	Sp1: 105.00 (39)	Sp2: 76.20 (33)	Sp3: 104.43 (12)	Sp4: 142.33 (20)	Avg.: 89.82	
5	FILL Peter	ITA	Int1: 17.76 (2)	Int2: 45.26 (4)	Int3: 1:15.63 (2)	Int4: 1:28.08 (1)	Fin: 1:45.55 (1)	I1-I2: 27.50 (8)	I2-I3: 30.37 (1)	I3-I4: 12.45 (1)	I4-Fin: 17.47 (6)	0.01	0.38	0.01	0.00	0.00	0.00	0.00	Sp1: 105.70 (31)	Sp2: 78.70 (13)	Sp3: 105.80 (3)	Sp4: 148.05 (3)	Avg.: 91.48
6	KUENG Patrick	SUI	Int1: 17.85 (5)	Int2: 45.39 (10)	Int3: 1:15.82 (5)	Int4: 1:28.32 (4)	Fin: 1:46.00 (6)	I1-I2: 27.54 (13)	I2-I3: 30.43 (3)	I3-I4: 12.50 (3)	I4-Fin: 17.68 (20)	0.10	0.51	0.20	0.24	0.45	11.39	Sp1: 104.80 (42)	Sp2: 78.30 (17)	Sp3: 104.94 (9)	Sp4: 168.78 (1)	Avg.: 91.09	
7	JANSRUD Kjetil	NOR	Int1: 17.96 (14)	Int2: 45.15 (2)	Int3: 1:15.72 (3)	Int4: 1:28.46 (7)	Fin: 1:46.00 (6)	I1-I2: 27.19 (2)	I2-I3: 30.57 (7)	I3-I4: 12.74 (21)	I4-Fin: 17.54 (9)	0.21	0.27	0.10	0.38	0.45	11.39	Sp1: 108.00 (14)	Sp2: 80.30 (4)	Sp3: 105.21 (8)	Sp4: 142.98 (12)	Avg.: 91.09	
8	FRANZ Max	AUT	Int1: 18.12 (35)	Int2: 45.31 (6)	Int3: 1:15.80 (4)	Int4: 1:28.28 (3)	Fin: 1:45.66 (2)	I1-I2: 27.19 (2)	I2-I3: 30.49 (5)	I3-I4: 12.48 (2)	I4-Fin: 17.38 (3)	0.37	0.43	0.18	0.20	0.11	2.79	Sp1: 109.00 (7)	Sp2: 80.40 (3)	Sp3: 105.62 (4)	Sp4: 144.11 (6)	Avg.: 91.38	

## PERFORMANCE ANALYSIS 2 TRAINING 1

Number of Competitors: 84

Bib	Name	Nation	Positions			Partials			Difference		Speed											
			Pos.	Time	Rank	Pos.	Time	Rank	Time	Dist(m)	Pos.	Km/h	Rank									
9	SVINDAL Aksel Lund	NOR	Int1: 17.86 (6)	Int2: 45.57 (16)	Int3: 1:16.20 (14)	Int4: 1:28.99 (17)	Fin: 1:46.83 (18)	I1-I2: 27.71 (22)	I2-I3: 30.63 (10)	I3-I4: 12.79 (24)	I4-Fin: 17.84 (30)	0.11	0.69	0.58	0.91	1.28	32.13	Sp1: 107.50 (19)	Sp2: 75.70 (36)	Sp3: 104.36 (14)	Sp4: 141.32 (30)	Avg.: 90.38
10	REICHELTL Hannes	AUT	Int1: 18.02 (22)	Int2: 45.64 (18)	Int3: 1:16.24 (15)	Int4: 1:28.94 (14)	Fin: 1:46.35 (13)	I1-I2: 27.62 (17)	I2-I3: 30.60 (9)	I3-I4: 12.70 (19)	I4-Fin: 17.41 (4)	0.27	0.76	0.62	0.86	0.80	20.17	Sp1: 108.50 (9)	Sp2: 77.50 (20)	Sp3: 104.35 (16)	Sp4: 143.18 (11)	Avg.: 90.79
11	THEAUX Adrien	FRA	Int1: 17.90 (8)	Int2: 45.29 (5)	Int3: 1:16.15 (13)	Int4: 1:28.94 (14)	Fin: 1:46.87 (19)	I1-I2: 27.39 (6)	I2-I3: 30.86 (24)	I3-I4: 12.79 (24)	I4-Fin: 17.93 (39)	0.15	0.41	0.53	0.86	1.32	33.13	Sp1: 107.20 (21)	Sp2: 79.20 (8)	Sp3: 104.17 (21)	Sp4: 141.73 (26)	Avg.: 90.35
12	INNERHOFER Christof	ITA	Int1:	Int2:	Int3:	Int4:	Fin: DNS	I1-I2:	I2-I3:	I3-I4:	I4-Fin:							Sp1:	Sp2:	Sp3:	Sp4:	Avg.:
13	PARIS Dominik	ITA	Int1: 17.75 (1)	Int2: 45.31 (6)	Int3: 1:16.11 (12)	Int4: 1:28.67 (8)	Fin: 1:46.17 (9)	I1-I2: 27.56 (14)	I2-I3: 30.80 (19)	I3-I4: 12.56 (7)	I4-Fin: 17.50 (8)	0.00	0.43	0.49	0.59	0.62	15.66	Sp1: 109.40 (3)	Sp2: 77.40 (22)	Sp3: 103.57 (29)	Sp4: 144.15 (5)	Avg.: 90.94
14	CLAREY Johan	FRA	Int1: 18.03 (25)	Int2: 45.54 (14)	Int3: 1:16.36 (18)	Int4: 1:29.30 (20)	Fin: 1:47.17 (21)	I1-I2: 27.51 (10)	I2-I3: 30.82 (20)	I3-I4: 12.94 (38)	I4-Fin: 17.87 (34)	0.28	0.66	0.74	1.22	1.62	40.54	Sp1: 109.10 (5)	Sp2: 77.00 (29)	Sp3: 103.84 (27)	Sp4: 142.77 (15)	Avg.: 90.09
15	NYMAN Steven	USA	Int1: 17.80 (3)	Int2: 45.41 (11)	Int3: 1:16.00 (10)	Int4: 1:28.67 (8)	Fin: 1:46.29 (11)	I1-I2: 27.61 (15)	I2-I3: 30.59 (8)	I3-I4: 12.67 (17)	I4-Fin: 17.62 (16)	0.05	0.53	0.38	0.59	0.74	18.67	Sp1: 107.90 (15)	Sp2: 76.60 (31)	Sp3: 105.61 (5)	Sp4: 143.32 (9)	Avg.: 90.84
16	MAYER Matthias	AUT	Int1: 17.90 (8)	Int2: 45.58 (17)	Int3: 1:16.24 (15)	Int4: 1:28.80 (13)	Fin: 1:46.45 (14)	I1-I2: 27.68 (20)	I2-I3: 30.66 (11)	I3-I4: 12.56 (7)	I4-Fin: 17.65 (18)	0.15	0.70	0.62	0.72	0.90	22.68	Sp1: 103.80 (54)	Sp2: 79.70 (5)	Sp3: 104.01 (24)	Sp4: 143.45 (8)	Avg.: 90.70
17	FAYED Guillermo	FRA	Int1: 17.98 (18)	Int2: 46.50 (43)	Int3: 1:17.60 (37)	Int4: 1:30.53 (38)	Fin: 1:48.66 (39)	I1-I2: 28.52 (45)	I2-I3: 31.10 (34)	I3-I4: 12.93 (36)	I4-Fin: 18.13 (49)	0.23	1.62	1.98	2.45	3.11	76.76	Sp1: 104.40 (47)	Sp2: 73.20 (63)	Sp3: 103.01 (37)	Sp4: 139.74 (44)	Avg.: 88.86
18	KILDE Aleksander Aamodt	NOR	Int1: 18.07 (30)	Int2: 46.16 (32)	Int3: 1:17.00 (28)	Int4: 1:29.83 (28)	Fin: 1:47.61 (27)	I1-I2: 28.09 (35)	I2-I3: 30.84 (22)	I3-I4: 12.83 (27)	I4-Fin: 17.78 (25)	0.32	1.28	1.38	1.75	2.06	51.34	Sp1: 104.70 (43)	Sp2: 76.00 (34)	Sp3: 104.30 (17)	Sp4: 142.72 (16)	Avg.: 89.72

## PERFORMANCE ANALYSIS 2 TRAINING 1

Number of Competitors: 84

Bib	Name	Nation	Positions			Partials			Difference		Speed					
			Pos.	Time	Rank	Pos.	Time	Rank	Time	Dist(m)	Pos.	Km/h	Rank			
19	JANKA Carlo	SUI	Int1: 17.90 (8)	Int2: 44.88 (1)	Int3: 1:15.62 (1)	I1-I2: 26.98 (1)	I2-I3: 30.74 (15)	I3-I4: 12.61 (9)	I4-Fin: 17.59 (14)	0.15 0.00 0.00 0.15 0.27	6.84	Sp1: 106.10 (30)	Sp2: 83.20 (1)	Sp3: 106.06 (2)	Sp4: 142.97 (13)	Avg.: 91.24
20	GANONG Travis	USA	Int1: 18.06 (29)	Int2: 46.71 (45)	Int3: 1:17.61 (38)	I1-I2: 28.65 (51)	I2-I3: 30.90 (26)	I3-I4: 12.51 (4)	I4-Fin: 17.63 (17)	0.31 1.83 1.99 2.04 2.20	54.76	Sp1: 104.10 (50)	Sp2: 76.70 (30)	Sp3: 103.87 (26)	Sp4: 142.20 (22)	Avg.: 89.61
21	KRIECHMAYR Vincent	AUT	Int1: 17.82 (4)	Int2: 45.35 (8)	Int3: 1:16.10 (11)	I1-I2: 27.53 (12)	I2-I3: 30.75 (17)	I3-I4: 12.66 (15)	I4-Fin: 17.30 (1)	0.07 0.47 0.48 0.68 0.51	12.90	Sp1: 106.50 (27)	Sp2: 77.50 (20)	Sp3: 104.43 (12)	Sp4: 141.04 (33)	Avg.: 91.04
22	GIRAUD MOINE Valentin	FRA	Int1: 18.03 (25)	Int2: 45.36 (9)	Int3: 1:15.91 (8)	I1-I2: 27.33 (5)	I2-I3: 30.55 (6)	I3-I4: 12.82 (26)	I4-Fin: 17.57 (12)	0.28 0.48 0.29 0.65 0.75	18.92	Sp1: 107.90 (15)	Sp2: 80.50 (2)	Sp3: 106.68 (1)	Sp4: 143.88 (7)	Avg.: 90.83
23	STRIEDINGER Otmar	AUT	Int1: 18.01 (20)	Int2: 45.68 (20)	Int3: 1:16.37 (19)	I1-I2: 27.67 (19)	I2-I3: 30.69 (12)	I3-I4: 12.66 (15)	I4-Fin: 17.67 (19)	0.26 0.80 0.75 0.95 1.15	28.91	Sp1: 106.40 (29)	Sp2: 78.20 (19)	Sp3: 104.82 (10)	Sp4: 141.61 (28)	Avg.: 90.49
24	KROELL Klaus	AUT	Int1: 17.91 (11)	Int2: 45.68 (20)	Int3: 1:16.50 (20)	I1-I2: 27.77 (24)	I2-I3: 30.82 (20)	I3-I4: 12.61 (9)	I4-Fin: 17.49 (7)	0.16 0.80 0.88 1.03 1.05	26.42	Sp1: 109.30 (4)	Sp2: 74.80 (47)	Sp3: 104.50 (11)	Sp4: 143.28 (10)	Avg.: 90.57
25	THOMSEN Benjamin	CAN	Int1: 18.05 (28)	Int2: 45.81 (23)	Int3: 1:16.88 (24)	I1-I2: 27.76 (23)	I2-I3: 31.07 (32)	I3-I4: 13.09 (49)	I4-Fin: 18.28 (60)	0.30 0.93 1.26 1.89 2.70	66.90	Sp1: 108.50 (9)	Sp2: 77.20 (25)	Sp3: 103.10 (35)	Sp4: 140.84 (35)	Avg.: 89.19
26	SANDER Andreas	GER	Int1: 18.02 (22)	Int2: 45.54 (14)	Int3: 1:16.27 (17)	I1-I2: 27.52 (11)	I2-I3: 30.73 (14)	I3-I4: 12.68 (18)	I4-Fin: 17.73 (21)	0.27 0.66 0.65 0.87 1.13	28.41	Sp1: 108.50 (9)	Sp2: 77.30 (24)	Sp3: 104.22 (19)	Sp4: 141.78 (25)	Avg.: 90.51
27	POISSON David	FRA	Int1: 18.07 (30)	Int2: 45.86 (24)	Int3: 1:16.86 (23)	I1-I2: 27.79 (25)	I2-I3: 31.00 (29)	I3-I4: 12.84 (29)	I4-Fin: 17.85 (31)	0.32 0.98 1.24 1.62 2.00	49.87	Sp1: 107.20 (21)	Sp2: 76.30 (32)	Sp3: 103.38 (31)	Sp4: 142.18 (23)	Avg.: 89.77
28	BENNETT Bryce	USA	Int1: 18.03 (25)	Int2: 46.04 (28)	Int3: 1:16.99 (26)	I1-I2: 28.01 (32)	I2-I3: 30.95 (28)	I3-I4: 12.62 (11)	I4-Fin: 17.61 (15)	0.28 1.16 1.37 1.53 1.67	41.77	Sp1: 105.70 (31)	Sp2: 75.70 (36)	Sp3: 103.58 (28)	Sp4: 142.16 (24)	Avg.: 90.05

## PERFORMANCE ANALYSIS 2 TRAINING 1

Number of Competitors: 84

Bib	Name	Nation	Positions			Partials			Difference		Speed												
			Pos.	Time	Rank	Pos.	Time	Rank	Time	Dist(m)	Pos.	Km/h	Rank										
29	OSBORNE-PARADIS Manuel	CAN	Int1: 17.96 (14)	Int2: 45.46 (13)	Int3: 1:15.88 (7)	Int4: 1:28.43 (6)	Fin: 1:45.85 (5)	I1-I2: 27.50 (8)	I2-I3: 30.42 (2)	I3-I4: 12.55 (6)	I4-Fin: 17.42 (5)	0.21		0.58	0.26	0.35	0.30	7.60	Sp1: 108.30 (13)	Sp2: 77.20 (25)	Sp3: 105.32 (7)	Sp4: 144.29 (4)	Avg.: 91.22
30	WEIBRECHT Andrew	USA	Int1: 18.01 (20)	Int2: 47.36 (58)	Int3: 1:18.50 (45)	Int4: 1:31.45 (45)	Fin: 1:49.36 (45)	I1-I2: 29.35 (65)	I2-I3: 31.14 (37)	I3-I4: 12.95 (42)	I4-Fin: 17.91 (37)	0.26		2.48	2.88	3.37	3.81	93.44	Sp1: 109.10 (5)	Sp2: 56.70 (80)	Sp3: 99.11 (50)	Sp4: 139.35 (49)	Avg.: 88.29
31	PINTURAUPT Alexis	FRA	Int1: 17.96 (14)	Int2: 45.65 (19)	Int3: 1:16.84 (22)	Int4: 1:29.77 (27)	Fin: 1:47.63 (28)	I1-I2: 27.69 (21)	I2-I3: 31.19 (38)	I3-I4: 12.93 (36)	I4-Fin: 17.86 (33)	0.21		0.77	1.22	1.69	2.08	51.83	Sp1: 106.60 (26)	Sp2: 77.20 (25)	Sp3: 102.32 (39)	Sp4: 139.51 (47)	Avg.: 89.71
32	MUFFAT-JEANDET Victor	FRA	Int1: 18.42 (58)	Int2: 46.23 (34)	Int3: 1:17.27 (33)	Int4: 1:30.21 (34)	Fin: 1:48.06 (32)	I1-I2: 27.81 (26)	I2-I3: 31.04 (30)	I3-I4: 12.94 (38)	I4-Fin: 17.85 (31)	0.67		1.35	1.65	2.13	2.51	62.30	Sp1: 103.50 (57)	Sp2: 78.70 (13)	Sp3: 104.16 (22)	Sp4: 139.91 (42)	Avg.: 89.35
33	GIEZENDANNER Blaise	FRA	Int1: 18.07 (30)	Int2: 46.06 (29)	Int3: 1:17.46 (36)	Int4: 1:30.43 (37)	Fin: 1:48.36 (37)	I1-I2: 27.99 (31)	I2-I3: 31.40 (41)	I3-I4: 12.97 (44)	I4-Fin: 17.93 (39)	0.32		1.18	1.84	2.35	2.81	69.55	Sp1: 106.50 (27)	Sp2: 75.00 (46)	Sp3: 101.90 (40)	Sp4: 139.75 (43)	Avg.: 89.10
34	ROGER Brice	FRA	Int1: 18.13 (36)	Int2: 1:15.34 (82)	Int3: 1:55.64 (80)	Int4: 2:10.96 (79)	Fin: 2:30.78 (80)	I1-I2: 57.21 (82)	I2-I3: 40.30 (80)	I3-I4: 15.32 (79)	I4-Fin: 19.82 (79)	0.38		30.46	40.02	42.88	45.23	804.53	Sp1: 106.90 (23)	Sp2: 56.00 (81)	Sp3: 81.40 (82)	Sp4: 127.81 (79)	Avg.: 64.04
35	STREITBERGER Georg	AUT	Int1: 18.19 (44)	Int2: 46.72 (46)	Int3: 1:17.76 (40)	Int4: 1:30.62 (40)	Fin: 1:48.78 (40)	I1-I2: 28.53 (46)	I2-I3: 31.04 (30)	I3-I4: 12.86 (33)	I4-Fin: 18.16 (52)	0.44		1.84	2.14	2.54	3.23	79.64	Sp1: 104.50 (46)	Sp2: 73.90 (55)	Sp3: 103.05 (36)	Sp4: 142.97 (13)	Avg.: 88.76
36	FERSTL Josef	GER	Int1: 18.14 (37)	Int2: 46.28 (37)	Int3: 1:17.03 (29)	Int4: 1:29.65 (24)	Fin: 1:47.48 (24)	I1-I2: 28.14 (38)	I2-I3: 30.75 (17)	I3-I4: 12.62 (11)	I4-Fin: 17.83 (28)	0.39		1.40	1.41	1.57	1.93	48.16	Sp1: 103.20 (60)	Sp2: 79.50 (6)	Sp3: 104.21 (20)	Sp4: 142.34 (19)	Avg.: 89.83
37	BUZZI Emanuele	ITA	Int1: 18.17 (40)	Int2: 46.46 (39)	Int3: 1:18.06 (41)	Int4: 1:31.10 (42)	Fin: 1:49.34 (44)	I1-I2: 28.29 (41)	I2-I3: 31.60 (44)	I3-I4: 13.04 (48)	I4-Fin: 18.24 (58)	0.42		1.58	2.44	3.02	3.79	92.96	Sp1: 104.30 (49)	Sp2: 73.30 (61)	Sp3: 101.30 (42)	Sp4: 140.02 (40)	Avg.: 88.30
38	WEBER Ralph	SUI	Int1: 17.99 (19)	Int2: 46.35 (38)	Int3: 1:17.62 (39)	Int4: 1:30.60 (39)	Fin: 1:48.50 (38)	I1-I2: 28.36 (43)	I2-I3: 31.27 (40)	I3-I4: 12.98 (45)	I4-Fin: 17.90 (36)	0.24		1.47	2.00	2.52	2.95	72.92	Sp1: 105.10 (38)	Sp2: 75.30 (42)	Sp3: 103.90 (25)	Sp4: 141.17 (31)	Avg.: 88.99

## PERFORMANCE ANALYSIS 2 TRAINING 1

Number of Competitors: 84

Bib	Name	Nation	Positions			Partials			Difference		Speed					
			Pos.	Time	Rank	Pos.	Time	Rank	Time	Dist(m)	Pos.	Km/h	Rank			
39	<b>BERTHOLD Frederic</b>	AUT	Int1: 18.11 (34)	Int2: 45.74 (22)	Int3: 1:17.20 (32)	I1-I2: 27.63 (18)	I2-I3: 31.46 (43)	I3-I4: 12.84 (29)	I4-Fin: 17.75 (24)	0.36 0.86 1.58 1.96 2.24	55.74	Sp1: 110.10 (1)	Sp2: 75.50 (40)	Sp3: 104.36 (14)	Sp4: 140.65 (36)	Avg.: 89.57
40	<b>RAFFORT Nicolas</b>	FRA	Int1: 18.26 (48)	Int2: 46.22 (33)	Int3: 1:17.33 (35)	I1-I2: 27.96 (30)	I2-I3: 31.11 (35)	I3-I4: 12.94 (38)	I4-Fin: 17.89 (35)	0.51 1.34 1.71 2.19 2.61	64.72	Sp1: 105.00 (39)	Sp2: 75.70 (36)	Sp3: 103.43 (30)	Sp4: 141.04 (33)	Avg.: 89.27
41	<b>WALDER Christian</b>	AUT	Int1: 17.94 (12)	Int2: 46.23 (34)	Int3: 1:17.30 (34)	I1-I2: 28.29 (41)	I2-I3: 31.07 (32)	I3-I4: 12.95 (42)	I4-Fin: 18.02 (43)	0.19 1.35 1.68 2.17 2.72	67.38	Sp1: 104.90 (41)	Sp2: 75.40 (41)	Sp3: 102.49 (38)	Sp4: 138.83 (52)	Avg.: 89.18
42	<b>FRISCH Jeffrey</b>	CAN	Int1: 18.16 (39)	Int2: 47.36 (58)	Int3: 1:18.56 (47)	I1-I2: 29.20 (62)	I2-I3: 31.20 (39)	I3-I4: 13.01 (47)	I4-Fin: 18.61 (70)	0.41 2.48 2.94 3.49 4.63	112.70	Sp1: 101.60 (64)	Sp2: 67.30 (77)	Sp3: 101.77 (41)	Sp4: 138.97 (50)	Avg.: 87.63
43	<b>SPORN Andrej</b>	SLO	Int1: 18.22 (45)	Int2: 46.94 (50)	Int3: 1:18.67 (50)	I1-I2: 28.72 (52)	I2-I3: 31.73 (49)	I3-I4: 13.11 (51)	I4-Fin: 18.32 (63)	0.47 2.06 3.05 3.70 4.55	110.84	Sp1: 107.80 (17)	Sp2: 65.20 (79)	Sp3: 100.23 (45)	Sp4: 141.57 (29)	Avg.: 87.69
44	<b>PUCHNER Joachim</b>	AUT	Int1: 18.18 (42)	Int2: 46.26 (36)	Int3: 1:17.17 (31)	I1-I2: 28.08 (34)	I2-I3: 30.91 (27)	I3-I4: 12.83 (27)	I4-Fin: 18.04 (44)	0.43 1.38 1.55 1.92 2.49	61.81	Sp1: 109.60 (2)	Sp2: 73.90 (55)	Sp3: 103.12 (34)	Sp4: 142.58 (17)	Avg.: 89.37
45	<b>CAVIEZEL Mauro</b>	SUI	Int1: 18.18 (42)	Int2: 46.11 (30)	Int3: 1:16.99 (26)	I1-I2: 27.93 (28)	I2-I3: 30.88 (25)	I3-I4: 12.64 (13)	I4-Fin: 17.74 (23)	0.43 1.23 1.37 1.55 1.82	45.46	Sp1: 107.80 (17)	Sp2: 75.10 (43)	Sp3: 103.26 (32)	Sp4: 142.56 (18)	Avg.: 89.92
46	<b>CASSE Mattia</b>	ITA	Int1: 17.87 (7)	Int2: 49.39 (78)	Int3: 1:21.11 (67)	I1-I2: 31.52 (80)	I2-I3: 31.72 (47)	I3-I4: 12.64 (13)	I4-Fin: 17.73 (21)	0.12 4.51 5.49 5.67 5.93	142.66	Sp1: 107.40 (20)	Sp2: 45.30 (82)	Sp3: 94.26 (70)	Sp4: 142.33 (20)	Avg.: 86.61
47	<b>KOSI Klemen</b>	SLO	Int1: 18.53 (65)	Int2: 46.81 (47)	Int3: 1:18.50 (45)	I1-I2: 28.28 (40)	I2-I3: 31.69 (46)	I3-I4: 13.09 (49)	I4-Fin: 17.95 (42)	0.78 1.93 2.88 3.51 3.99	97.69	Sp1: 104.00 (51)	Sp2: 75.10 (43)	Sp3: 100.94 (44)	Sp4: 139.64 (45)	Avg.: 88.14
48	<b>HINTERMANN Niels</b>	SUI	Int1: 18.09 (33)	Int2: 46.02 (27)	Int3: 1:17.15 (30)	I1-I2: 27.93 (28)	I2-I3: 31.13 (36)	I3-I4: 12.71 (20)	I4-Fin: 18.20 (57)	0.34 1.14 1.53 1.78 2.51	62.30	Sp1: 108.40 (12)	Sp2: 77.40 (22)	Sp3: 103.19 (33)	Sp4: 141.16 (32)	Avg.: 89.35

## PERFORMANCE ANALYSIS 2 TRAINING 1

Number of Competitors: 84

Bib	Name	Nation	Positions			Partials			Difference		Speed							
			Pos.	Time	Rank	Pos.	Time	Rank	Time	Dist(m)	Pos.	Km/h	Rank					
49	KRYENBUEHL Urs	SUI	Int1: 18.31 (49)	Int2: 47.13 (53)	Int3: 1:18.58 (48)	Int4: 1:31.52 (46)	Fin: 1:49.57 (48)	I1-I2: 28.82 (55)	I2-I3: 31.45 (42)	I3-I4: 12.94 (38)	I4-Fin: 18.05 (45)	0.56	98.40	Sp1: 105.30 (37)	Sp2: 71.60 (69)	Sp3: 99.59 (48)	Sp4: 140.44 (39)	Avg.: 88.12
50	PERKO Rok	SLO	Int1: 18.34 (51)	Int2: 46.94 (50)	Int3: 1:18.66 (49)	Int4: 1:31.54 (47)	Fin: 1:49.37 (46)	I1-I2: 28.60 (48)	I2-I3: 31.72 (47)	I3-I4: 12.88 (35)	I4-Fin: 17.83 (28)	0.59	93.68	Sp1: 105.40 (35)	Sp2: 74.80 (47)	Sp3: 100.02 (47)	Sp4: 140.63 (37)	Avg.: 88.28
51	VUKICEVIC Marko	SRB	Int1: 18.57 (67)	Int2: 47.85 (64)	Int3: 1:20.08 (58)	Int4: 1:33.48 (56)	Fin: 1:51.95 (62)	I1-I2: 29.28 (64)	I2-I3: 32.23 (55)	I3-I4: 13.40 (60)	I4-Fin: 18.47 (66)	0.82	153.33	Sp1: 104.70 (43)	Sp2: 69.20 (75)	Sp3: 97.88 (53)	Sp4: 137.11 (58)	Avg.: 86.25
52	PANGRAZZI Paolo	ITA	Int1: 18.24 (47)	Int2: 46.49 (41)	Int3: 1:18.11 (42)	Int4: 1:30.98 (41)	Fin: 1:49.06 (42)	I1-I2: 28.25 (39)	I2-I3: 31.62 (45)	I3-I4: 12.87 (34)	I4-Fin: 18.08 (47)	0.49	86.32	Sp1: 103.60 (56)	Sp2: 78.30 (17)	Sp3: 99.57 (49)	Sp4: 139.46 (48)	Avg.: 88.53
53	BIESEMEYER Thomas	USA	Int1: 18.43 (59)	Int2: 47.92 (66)	Int3: 1:20.21 (61)	Int4: 1:33.51 (59)	Fin: 1:51.77 (60)	I1-I2: 29.49 (70)	I2-I3: 32.29 (57)	I3-I4: 13.30 (58)	I4-Fin: 18.26 (59)	0.68	149.25	Sp1: 99.50 (75)	Sp2: 70.30 (73)	Sp3: 96.92 (60)	Sp4: 138.84 (51)	Avg.: 86.38
54	CATER Martin	SLO	Int1: 18.52 (64)	Int2: 47.27 (56)	Int3: 1:20.05 (57)	Int4: 1:33.45 (54)	Fin: 1:51.39 (55)	I1-I2: 28.75 (53)	I2-I3: 32.78 (63)	I3-I4: 13.40 (60)	I4-Fin: 17.94 (41)	0.77	140.61	Sp1: 102.50 (62)	Sp2: 74.00 (54)	Sp3: 96.00 (64)	Sp4: 136.60 (59)	Avg.: 86.68
55	ROMAR Andreas	FIN	Int1: 18.22 (45)	Int2: 46.86 (48)	Int3: 1:18.92 (52)	Int4: 1:32.05 (52)	Fin: 1:50.13 (52)	I1-I2: 28.64 (49)	I2-I3: 32.06 (52)	I3-I4: 13.13 (52)	I4-Fin: 18.08 (47)	0.47	111.54	Sp1: 104.70 (43)	Sp2: 72.80 (65)	Sp3: 98.73 (52)	Sp4: 138.73 (53)	Avg.: 87.67
56	DRESSEN Thomas	GER	Int1: 18.77 (74)	Int2: 48.02 (68)	Int3: 1:20.46 (63)	Int4: 1:33.75 (61)	Fin: 1:51.88 (61)	I1-I2: 29.25 (63)	I2-I3: 32.44 (60)	I3-I4: 13.29 (57)	I4-Fin: 18.13 (49)	1.02	151.74	Sp1: 100.30 (72)	Sp2: 74.80 (47)	Sp3: 96.98 (59)	Sp4: 139.52 (46)	Avg.: 86.30
57	THOMPSON Broderick	CAN	Int1: 18.34 (51)	Int2: 45.95 (25)	Int3: 1:18.17 (43)	Int4: 1:31.42 (44)	Fin: 1:49.58 (49)	I1-I2: 27.61 (15)	I2-I3: 32.22 (54)	I3-I4: 13.25 (56)	I4-Fin: 18.16 (52)	0.59	98.64	Sp1: 106.80 (25)	Sp2: 79.30 (7)	Sp3: 100.95 (43)	Sp4: 136.36 (60)	Avg.: 88.11
58	WERRY Tyler	CAN	Int1: 18.33 (50)	Int2: 46.46 (39)	Int3: 1:19.15 (54)	Int4: 1:32.34 (53)	Fin: 1:50.53 (54)	I1-I2: 28.13 (37)	I2-I3: 32.69 (61)	I3-I4: 13.19 (55)	I4-Fin: 18.19 (55)	0.58	120.84	Sp1: 104.00 (51)	Sp2: 78.80 (12)	Sp3: 97.24 (55)	Sp4: 138.65 (54)	Avg.: 87.35

## PERFORMANCE ANALYSIS 2 TRAINING 1

Number of Competitors: 84

Bib	Name	Nation	Positions			Partials			Difference		Speed												
			Pos.	Time	Rank	Pos.	Time	Rank	Time	Dist(m)	Pos.	Km/h	Rank										
59	MUZATON Maxence	FRA	Int1: 18.46 (63)	Int2: 46.87 (49)	Int3: 1:18.83 (51)	Int4: 1:31.67 (50)	Fin: 1:49.24 (43)	I1-I2: 28.41 (44)	I2-I3: 31.96 (51)	I3-I4: 12.84 (29)	I4-Fin: 17.57 (12)	0.71		1.99	3.21	3.59	3.69	90.59	Sp1: 105.60 (33)	Sp2: 75.90 (35)	Sp3: 100.04 (46)	Sp4: 140.01 (41)	Avg.: 88.39
60	GOLDBERG Jared	USA	Int1: 18.14 (37)	Int2: 46.70 (44)	Int3: 1:18.96 (53)	Int4: 1:50.12 (51)		I1-I2: 28.56 (47)	I2-I3: 32.26 (56)	I3-I4:	I4-Fin:	0.39		1.82	3.34		4.57	111.30	Sp1: 105.50 (34)	Sp2: 74.20 (51)	Sp3: 97.19 (57)	Sp4: 134.80 (64)	Avg.: 87.68
61	HROBAT Miha	SLO	Int1: 18.41 (55)	Int2: 47.05 (52)	Int3: 1:20.03 (56)	Int4: 1:33.54 (60)	Fin: 1:51.98 (63)	I1-I2: 28.64 (49)	I2-I3: 32.98 (67)	I3-I4: 13.51 (62)	I4-Fin: 18.44 (65)	0.66		2.17	4.41	5.46	6.43	154.00	Sp1: 104.00 (51)	Sp2: 75.10 (43)	Sp3: 96.52 (62)	Sp4: 135.37 (62)	Avg.: 86.22
62	KOELL Alexander	SWE	Int1: 18.41 (55)	Int2: 47.25 (54)	Int3: 1:20.18 (60)	Int4: 1:33.81 (63)	Fin: 1:52.40 (64)	I1-I2: 28.84 (56)	I2-I3: 32.93 (65)	I3-I4: 13.63 (65)	I4-Fin: 18.59 (68)	0.66		2.37	4.56	5.73	6.85	163.45	Sp1: 103.30 (58)	Sp2: 74.20 (51)	Sp3: 95.64 (65)	Sp4: 135.79 (61)	Avg.: 85.90
63	BARANDUN Gian Luca	SUI	Int1: 18.44 (60)	Int2: 46.49 (41)	Int3: 1:18.24 (44)	Int4: 1:31.22 (43)	Fin: 1:49.04 (41)	I1-I2: 28.05 (33)	I2-I3: 31.75 (50)	I3-I4: 12.98 (45)	I4-Fin: 17.82 (27)	0.69		1.61	2.62	3.14	3.49	85.84	Sp1: 104.40 (47)	Sp2: 78.40 (16)	Sp3: 98.82 (51)	Sp4: 137.73 (55)	Avg.: 88.55
64	MANI Nils	SUI	Int1: 18.45 (61)	Int2: 47.25 (54)	Int3: 1:19.99 (55)	Int4: 1:33.50 (58)	Fin: 1:51.68 (59)	I1-I2: 28.80 (54)	I2-I3: 32.74 (62)	I3-I4: 13.51 (62)	I4-Fin: 18.18 (54)	0.70		2.37	4.37	5.42	6.13	147.21	Sp1: 103.00 (61)	Sp2: 73.90 (55)	Sp3: 96.68 (61)	Sp4: 134.89 (63)	Avg.: 86.45
65	VON APPEN Henrik	CHI	Int1: 18.34 (51)	Int2: 47.41 (60)	Int3: 1:20.50 (64)	Int4: 1:34.24 (65)	Fin: 1:52.43 (65)	I1-I2: 29.07 (59)	I2-I3: 33.09 (68)	I3-I4: 13.74 (66)	I4-Fin: 18.19 (55)	0.59		2.53	4.88	6.16	6.88	164.12	Sp1: 103.80 (54)	Sp2: 72.10 (68)	Sp3: 93.90 (72)	Sp4: 133.50 (68)	Avg.: 85.88
66	MONSEN Felix	SWE	Int1: 18.45 (61)	Int2: 50.12 (81)	Int3: 1:22.23 (73)	Int4: 1:35.37 (69)	Fin: 1:53.42 (69)	I1-I2: 31.67 (81)	I2-I3: 32.11 (53)	I3-I4: 13.14 (53)	I4-Fin: 18.05 (45)	0.70		5.24	6.61	7.29	7.87	186.10	Sp1: 94.00 (82)	Sp2: 72.70 (67)	Sp3: 97.58 (54)	Sp4: 137.27 (57)	Avg.: 85.13
67	BERNDT Ondrej	CZE	Int1: 18.62 (68)	Int2: 47.69 (62)	Int3: 1:20.12 (59)	Int4: 1:33.47 (55)	Fin: 1:51.61 (58)	I1-I2: 29.07 (59)	I2-I3: 32.43 (59)	I3-I4: 13.35 (59)	I4-Fin: 18.14 (51)	0.87		2.81	4.50	5.39	6.06	145.62	Sp1: 103.30 (58)	Sp2: 73.10 (64)	Sp3: 97.05 (58)	Sp4: 134.72 (65)	Avg.: 86.51
68	HADALIN Stefan	SLO	Int1: 18.81 (75)	Int2: 48.81 (75)	Int3: 1:23.08 (77)	Int4: 1:37.30 (75)	Fin: 1:55.83 (75)	I1-I2: 30.00 (75)	I2-I3: 34.27 (78)	I3-I4: 14.22 (76)	I4-Fin: 18.53 (67)	1.06		3.93	7.46	9.22	10.28	238.03	Sp1: 100.40 (70)	Sp2: 71.20 (71)	Sp3: 91.02 (79)	Sp4: 130.19 (77)	Avg.: 83.36

## PERFORMANCE ANALYSIS 2 TRAINING 1

Number of Competitors: 84

Bib	Name	Nation	Positions			Partials			Difference		Speed		
			Pos.	Time	Rank	Pos.	Time	Rank	Time	Dist(m)	Pos.	Km/h	Rank
69	BYDLINSKI Maciej	POL	Int1: 18.53 (65)			I1-I2: 29.47 (68)			0.78		Sp1: 102.30 (63)		
			Int2: 48.00 (67)			I2-I3: 33.26 (71)			3.12		Sp2: 72.80 (65)		
			Int3: 1:21.26 (68)			I3-I4: 13.84 (69)			5.64		Sp3: 94.23 (71)		
			Int4: 1:35.10 (67)			I4-Fin: 18.30 (61)			7.02		Sp4: 131.53 (73)		
			Fin: 1:53.40 (68)						7.85	185.66	Avg.: 85.14		
70	COCHRAN-SIEGLE Ryan	USA	Int1: 18.34 (51)			I1-I2: 29.55 (72)			0.59		Sp1: 100.70 (66)		
			Int2: 47.89 (65)			I2-I3: 32.41 (58)			3.01		Sp2: 73.80 (59)		
			Int3: 1:20.30 (62)			I3-I4: 13.18 (54)			4.68		Sp3: 95.47 (67)		
			Int4: 1:33.48 (56)			I4-Fin: 17.91 (37)			5.40		Sp4: 137.73 (55)		
			Fin: 1:51.39 (55)						5.84	140.61	Avg.: 86.68		
71	ZABYSTRAN Jan	CZE	Int1: 18.87 (77)			I1-I2: 29.89 (73)			1.12		Sp1: 99.80 (74)		
			Int2: 48.76 (74)			I2-I3: 34.07 (77)			3.88		Sp2: 71.60 (69)		
			Int3: 1:22.83 (75)			I3-I4: 14.50 (77)			7.21		Sp3: 88.85 (81)		
			Int4: 1:37.33 (76)			I4-Fin: 18.80 (74)			9.25		Sp4: 131.01 (76)		
			Fin: 1:56.13 (77)						10.58	244.34	Avg.: 83.14		
72	DEBELAK Tilen	SLO	Int1: 19.12 (82)			I1-I2: 29.49 (70)			1.37		Sp1: 100.20 (73)		
			Int2: 48.61 (73)			I2-I3: 33.80 (75)			3.73		Sp2: 74.50 (50)		
			Int3: 1:22.41 (74)			I3-I4: 13.91 (71)			6.79		Sp3: 93.65 (74)		
			Int4: 1:36.32 (73)			I4-Fin: 18.59 (68)			8.24		Sp4: 134.51 (66)		
			Fin: 1:54.91 (73)						9.36	218.46	Avg.: 84.02		
73	ULLRICH Max	CRO	Int1: 18.71 (72)			I1-I2: 29.09 (61)			0.96		Sp1: 100.50 (68)		
			Int2: 47.80 (63)			I2-I3: 32.79 (64)			2.92		Sp2: 75.70 (36)		
			Int3: 1:20.59 (66)			I3-I4: 13.57 (64)			4.97		Sp3: 97.22 (56)		
			Int4: 1:34.16 (64)			I4-Fin: 18.31 (62)			6.08		Sp4: 133.45 (69)		
			Fin: 1:52.47 (66)						6.92	165.02	Avg.: 85.85		
74	SUGAI Ryo	JPN	Int1: 18.41 (55)			I1-I2: 28.86 (57)			0.66		Sp1: 99.40 (76)		
			Int2: 47.27 (56)			I2-I3:			2.39		Sp2: 78.70 (13)		
			Int3:			I3-I4:					Sp3: 95.46 (68)		
			Int4:			I4-Fin:					Sp4:		
			Fin: DNF								Avg.:		
75	AERNI Luca	SUI	Int1:			I1-I2:					Sp1:		
			Int2:			I2-I3:					Sp2:		
			Int3:			I3-I4:					Sp3:		
			Int4:			I4-Fin:					Sp4:		
			Fin: DNS								Avg.:		
76	RODES Istok	CRO	Int1: 19.02 (80)			I1-I2: 30.77 (78)			1.27		Sp1: 97.30 (80)		
			Int2: 49.79 (80)			I2-I3: 34.83 (79)			4.91		Sp2: 68.50 (76)		
			Int3: 1:24.62 (79)			I3-I4: 14.79 (78)			9.00		Sp3: 90.42 (80)		
			Int4: 1:39.41 (78)			I4-Fin: 19.30 (78)			11.33		Sp4: 127.05 (80)		
			Fin: 1:58.71 (79)						13.16	297.32	Avg.: 81.33		
77	TONETTI Riccardo	ITA	Int1: 18.68 (70)			I1-I2: 29.92 (74)			0.93		Sp1: 100.40 (70)		
			Int2: 48.60 (72)			I2-I3: 33.22 (70)			3.72		Sp2: 73.30 (61)		
			Int3: 1:21.82 (71)			I3-I4: 13.76 (67)			6.20		Sp3: 93.85 (73)		
			Int4: 1:35.58 (70)			I4-Fin: 18.63 (71)			7.50		Sp4: 133.74 (67)		
			Fin: 1:54.21 (71)						8.66	203.36	Avg.: 84.54		
78	ZUBCIC Filip	CRO	Int1: 19.08 (81)			I1-I2: 30.21 (76)			1.33		Sp1: 99.20 (77)		
			Int2: 49.29 (76)			I2-I3:			4.41		Sp2: 69.60 (74)		
			Int3:			I3-I4:					Sp3: 94.51 (69)		
			Int4:			I4-Fin:					Sp4:		
			Fin: DNF								Avg.:		



**PERFORMANCE ANALYSIS 2 TRAINING 1**

Number of Competitors: 84

Bib	Name	Nation	Positions			Partials			Difference		Speed		
			Pos.	Time	Rank	Pos.	Time	Rank	Time	Dist(m)	Pos.	Km/h	Rank
79	KOSTELIC Ivica	CRO	Int1:	18.88	(78)	I1-I2:	30.80	(79)	1.13		Sp1:	98.90	(78)
			Int2:	49.68	(79)	I2-I3:	33.90	(76)	4.80		Sp2:	67.10	(78)
			Int3:	1:23.58	(78)	I3-I4:	13.98	(73)	7.96		Sp3:	92.68	(76)
			Int4:	1:37.56	(77)	I4-Fin:	18.79	(73)	9.48		Sp4:	131.17	(75)
			Fin:	1:56.35	(78)				10.80	248.95	Avg.:	82.98	
80	ZAMPA Adam	SVK	Int1:	18.92	(79)	I1-I2:	29.46	(67)	1.17		Sp1:	100.50	(68)
			Int2:	48.38	(71)	I2-I3:	33.57	(72)	3.50		Sp2:	73.40	(60)
			Int3:	1:21.95	(72)	I3-I4:	13.95	(72)	6.33		Sp3:	93.61	(75)
			Int4:	1:35.90	(72)	I4-Fin:	19.24	(77)	7.82		Sp4:	131.49	(74)
			Fin:	1:55.14	(74)				9.59	223.38	Avg.:	83.86	
81	FOREJTEK Filip	CZE	Int1:	18.73	(73)	I1-I2:	30.64	(77)	0.98		Sp1:	94.30	(81)
			Int2:	49.37	(77)	I2-I3:	33.57	(72)	4.49		Sp2:	70.40	(72)
			Int3:	1:22.94	(76)	I3-I4:	14.10	(75)	7.32		Sp3:	91.71	(78)
			Int4:	1:37.04	(74)	I4-Fin:	19.00	(76)	8.96		Sp4:	132.27	(71)
			Fin:	1:56.04	(76)				10.49	242.45	Avg.:	83.21	
82	MURISIER Justin	SUI	Int1:	18.65	(69)	I1-I2:	28.93	(58)	0.90		Sp1:	101.00	(65)
			Int2:	47.58	(61)	I2-I3:	32.95	(66)	2.70		Sp2:	77.20	(25)
			Int3:	1:20.53	(65)	I3-I4:	13.76	(67)	4.91		Sp3:	96.40	(63)
			Int4:	1:34.29	(66)	I4-Fin:	18.37	(64)	6.21		Sp4:	132.57	(70)
			Fin:	1:52.66	(67)				7.11	169.26	Avg.:	85.70	
83	KRYZL Krystof	CZE	Int1:	18.81	(75)	I1-I2:	29.48	(69)	1.06		Sp1:	100.60	(67)
			Int2:	48.29	(70)	I2-I3:	33.17	(69)	3.41		Sp2:	73.90	(55)
			Int3:	1:21.46	(69)	I3-I4:	13.85	(70)	5.84		Sp3:	95.48	(66)
			Int4:	1:35.31	(68)	I4-Fin:	18.69	(72)	7.23		Sp4:	132.27	(71)
			Fin:	1:54.00	(70)				8.45	198.80	Avg.:	84.69	
84	ZAMPA Andreas	SVK	Int1:	18.68	(70)	I1-I2:	29.45	(66)	0.93		Sp1:	98.90	(78)
			Int2:	48.13	(69)	I2-I3:	33.58	(74)	3.25		Sp2:	74.20	(51)
			Int3:	1:21.71	(70)	I3-I4:	14.08	(74)	6.09		Sp3:	92.23	(77)
			Int4:	1:35.79	(71)	I4-Fin:	18.85	(75)	7.71		Sp4:	128.89	(78)
			Fin:	1:54.64	(72)				9.09	212.66	Avg.:	84.22	

<b>LEGEND</b>							
<b>Pos</b>	Intermediate or Speed Position	<b>Int2:</b>	Intermediate 2	<b>Sp1:</b>	Speed Trap 1	<b>Sp4:</b>	Speed Trap 4
<b>Avg.</b>	Average Speed for the race	<b>Int3:</b>	Intermediate 3	<b>Sp2:</b>	Speed Trap 2	<b>DNS</b>	Did Not Start
<b>Dist(m)</b>	Distance behind the first	<b>Int4:</b>	Intermediate 4	<b>Sp3:</b>	Speed Trap 3	<b>Fin:</b>	Finish
<b>Int1:</b>	Intermediate 1	<b>DNF</b>	Did Not Finish				

