

2017WC U16 LADIES SLALOM

Slalom official ranking

COMPETITION JURY		
TECHNICAL DELEGATE	CONCI LORENZO	(CAN)
CHIEF OF RACE	NELSON LYLE	(CAN)
COURSE CHIEF	KRANJC STAN	(CAN)
START REFEREE	WILKINSON STEPHEN	(CAN)
FINISH REFEREE	FORSSANDER-SONG LYDIA	(CAN)

	1st RUN	2nd RUN
COURSESETTER	DAMON SAM	LOECHEN ANDREAS
FORERUNNERS	- A - Alexander Valentin (CAN) - B - Ella Renzoni (CAN) - C - Katie Fleckenstein (CAN)	
COURSE	Raven/Ptarmigan	
START	1320 m	1320 m
FINISH	1175 m	1170 m
DROP	145 m	150 m
HOMOLOGATION	10449/01/12	10449/01/12
GATES	45	49
DIRECTIONS	43	47
STARTING TIME	9:30	13:00

Number of competitors: 88, Number of NSA: 18

F = 980

Rank	Bib	Code	Name	Year	Nation	Run 1	Run 2	Time	Gap
1	16		Egloff Selina	2001		44.40	46.87	1:31.27	
2	19		Gray Cassidy	2001		45.18	46.99	1:32.17	0.90
3	18		Hoepfl Aline	2001		46.06	47.34	1:33.40	2.13
4	53		Bennett Sarah	2001		49.15	45.48	1:34.63	3.36
5	7		Hoshizaki Tora	2001		46.71	48.14	1:34.85	3.58
6	28		Olsen Sofie Aam	2001		46.81	48.29	1:35.10	3.83
7	20		Abouly Lois	2001		45.56	49.65	1:35.21	3.94
8	1		Hatanaka Yukino	2001		44.26	51.22	1:35.48	4.21
9	39		Marchessault Alice	2001		49.10	46.44	1:35.54	4.27
10	51		Woolley Maja	2001		49.65	45.93	1:35.58	4.31
11	47		Carrier Olivia	2001		50.19	45.68	1:35.87	4.60
12	55		Street Charlize	2001		49.01	47.05	1:36.06	4.79
13	12		Hozmann Szonja	2001		46.43	49.66	1:36.09	4.82
14	54		Cunningham Haley	2001		49.38	46.92	1:36.30	5.03
15	5		Yates Smith Lucy	2001		46.47	50.78	1:37.25	5.98
16	17		Sund Malin Sofie	2001		47.68	49.84	1:37.52	6.25

2017WC U16 LADIES SLALOM

Slalom
official ranking
















Rank	Bib	Code	Name	Year	Nation	Run 1	Run 2	Time	Gap
17	32		Alexander Kiara	2001		49.06	48.67	1:37.73	6.46
18	30		Mahon Sophie	2001		48.68	49.12	1:37.80	6.53
19	21		Suzuki Sayaka	2001		48.66	49.66	1:38.32	7.05
20	6		Valde Maia Soe	2002		46.32	52.14	1:38.46	7.19
21	15		Ng Arabella	2001		48.38	51.94	1:40.32	9.05
22	2		Veeze Puck	2001		48.51	52.40	1:40.91	9.64
23	52		Metcalfe Jayden	2001		50.51	50.57	1:41.08	9.81
24	61		Denney Cayla	2001		50.73	51.05	1:41.78	10.51
25	59		Ross Julla	2001		50.65	51.34	1:41.99	10.72
26	67		Popadich Jessica	2001		50.14	52.19	1:42.33	11.06
27	64		Reha Mika-Anne	2001		50.94	51.92	1:42.86	11.59
28	33		Suzuki Hana	2002		52.16	52.22	1:44.38	13.11
29	65		Gray Jacquelyn	2001		51.96	52.50	1:44.46	13.19
30	60		Koper Lauren	2002		53.28	51.65	1:44.93	13.66
31	69		Ferguson Jessie	2001		52.56	52.45	1:45.01	13.74
32	73		Jumonville Freya	2002		52.50	52.64	1:45.14	13.87
33	23		Haugland Ine	2001		54.22	51.06	1:45.28	14.01
34	8		Shin Hyolim	2001		50.94	55.73	1:46.67	15.40
35	72		Kaludjeric Ksenija	2001		52.44	54.76	1:47.20	15.93
36	62		Alarie Megane	2001		54.52	53.42	1:47.94	16.67
37	37		Smart Eleri	2001		48.12	1:00.74	1:48.86	17.59
38	68		Brudar Una	2002		54.31	55.27	1:49.58	18.31
39	79		Anderson Kirsten	2001		54.34	55.97	1:50.31	19.04
40	80		Nelson Hailey	2002		55.21	56.23	1:51.44	20.17
41	85		Wallin Caitlin	2002		56.61	57.05	1:53.66	22.39
42	83		Doiron Katie	2002		56.97	58.98	1:55.95	24.68
43	87		Aidelbaum Katrina	2002		58.18	59.71	1:57.89	26.62
44	71		Beauvais Lara	2001		51.51	1:09.28	2:00.79	29.52
45	24		Hoogenboom Stephanie	2002		58.91	1:01.95	2:00.86	29.59
46	11		Lasic Jovana	2001		58.73	1:05.29	2:04.02	32.75

Did Not Start - Run 1 (2)







40			Lebsak Avery	2001		DNS			
45			Hughes Phoebe	2001		DNS			

2017WC U16 LADIES SLALOM

Slalom
official ranking

Rank	Bib	Code	Name	Year	Nation	Run 1	Run 2	Time	Gap
Did Not Finish - Run 1 (21)									
	13		Murphy Elle	2001		DNF			
	22		Jimenez Carolina	2001		DNF			
	25		Benitez Cruz Sara	2001		DNF			
	26		Michael Zoe	2002		DNF			
	29		Krauss Lily Zoe	2001		DNF			
	35		Sullivan Georgie	2002		DNF			
	38		Hill Alyssa	2001		DNF			
	41		Sullivan Elizabeth	2001		DNF			
	43		Mignaqui Elisa	2001		DNF			
	44		Selig Adele	2001		DNF			
	48		Fehr Nadine	2002	SASK	DNF			
	49		Todd Emily	2002		DNF			
	56		Williamson Emma	2001		DNF			
	57		Rosenbloom Taylor	2001		DNF			
	66		Chartrand Alexandra	2002		DNF			
	70		Campbell Ashley	2002		DNF			
	74		Jenkins Halle	2002		DNF			
	75		Koczij Agatka	2001		DNF			
	78		Nicolls Virginia	2002		DNF			
	82		Brudar Tara	2002		DNF			
	86		Bury Sophie	2002		DNF			











Disqualified - Run 1 (8)

	10		Kranjc Kristen Ivana	2001		DSQ			Gate 45
	14		Aramburo Emilia	2002		DSQ			Gate 45
	31		Rienike Isidora	2001		DSQ			Gate 45
	46		Souter Brielle	2001		DSQ			Gate 42
	63		Gougeon-Comeau Charlie	2001		DSQ			Gate 45
	77		Tiller Adelaide	2001		DSQ			Gate 45
	84		Philp Tracey	2002		DSQ			Gate 45
	88		Long Molly	2001		DSQ			Gate 45

Did Not Start - Run 2 (1)

	76		Bexton Gemma	2001		53.24	DNS		
--	----	--	--------------	------	---	-------	-----	--	--

2017WC U16 LADIES SLALOM
Slalom
official ranking

Rank	Bib	Code Name	Year	Nation	Run 1	Run 2	Time	Gap
Did Not Finish - Run 2 (9)								
	4	Gaul Sammie	2001		45.04	DNF		
	9	Zimmerman Zoe	2002		43.91	DNF		
	27	Rountree-Williams Nicola	2002		48.93	DNF		
	34	Monti Sofia	2002		57.52	DNF		
	36	Zoller Sarah	2001		47.12	DNF		
	42	Brown Sarah	2001		48.98	DNF		
	50	Hunter Lauren	2002		50.69	DNF		
	58	Grabinski Kamilia	2001		50.20	DNF		
	81	Slater Makyla	2002		55.18	DNF		
Disqualified - Run 2 (1)								
	3	Perelra Iraola Esperanza	2002		48.94	DSQ		Gate 38

