


28/29

DECEMBER 2017

Pure adrenaline since 1985

Audi FIS Ski World Cup

bormio



AUDI FIS SKI WORLD CUP 2017/18

Bormio (ITA)



4th MEN'S DOWNHILL



ALPHABETICAL LIST OF COMPETITORS TRAINING 1

Number of Competitors: 90, Number of NSA: 21

NSA	FIS Code	Name	FIS Points (7th of December 2017 - List 7)							
			DH	SL	GS	SG	AC			
AND (1)	20324	OLIVERAS Marc	20.23 (114)	49.45 (1063)	41.04 (849)	26.01 (192)	43.28 (202)			
AUT (13)	51215	BAUMANN Romed	4.94 (22)	411.20 (4829)	37.38 (715)	18.13 (123)	4.17 (11)			
	53968	BERTHOLD Frederic	8.29 (41)	99.14 (2600)	69.84 (1855)	13.97 (76)	4.34 (14)			
	54157	DANKLMAIER Daniel	9.47 (48)	332.28 (4713)	30.88 (502)	15.87 (100)	17.49 (42)			
	53936	DUERAGER Markus	13.17 (76)	811.94 (5029)	40.52 (826)	38.07 (320)	56.43 (304)			
	53817	FRANZ Max	3.83 (13)	576.63 (4962)	153.30 (3779)	3.53 (6)	25.49 (78)			
	53975	HEMETSBERGER Daniel	11.75 (65)	-	36.88 (697)	14.21 (82)	38.88 (172)			
	53980	KRIECHMAYR Vincent	3.84 (14)	145.11 (3576)	34.55 (610)	3.49 (5)	4.17 (11)			
	53981	KROELL Johannes	7.09 (38)	985.23 (5049)	22.50 (288)	9.87 (53)	42.33 (198)			
	53902	MAYER Matthias	2.22 (6)	306.80 (4658)	32.49 (544)	4.38 (11)	21.36 (57)			
	54080	NEUMAYER Christopher	10.58 (59)	294.03 (4615)	18.59 (204)	9.48 (50)	41.49 (190)			
	50742	REICHELTH Hannes	3.47 (10)	999.00 (5051)	44.88 (983)	2.09 (2)	73.44 (436)			
	54005	STRIEDINGER Otmar	12.87 (71)	999.00 (5051)	100.04 (2764)	9.75 (51)	45.77 (219)			
	54009	WALDER Christian	9.05 (46)	649.29 (4990)	26.40 (384)	7.50 (37)	33.83 (133)			
BLR (1)	660021	DANILOCHKIN Yuri	42.02 (254)	41.38 (807)	55.98 (1365)	54.22 (565)	85.26 (515)			
CAN (3)	102899	OSBORNE-PARADIS Manuel	3.76 (12)	999.00 (5051)	239.16 (4454)	5.42 (20)	-			
	104096	THOMPSON Broderick	8.97 (45)	37.40 (671)	48.81 (1130)	11.39 (62)	38.50 (170)			
	103271	THOMSEN Benjamin	15.40 (91)	457.08 (4875)	36.42 (682)	40.91 (355)	399.10 (1707)			
CHI (1)	110324	VON APPEN Henrik	18.85 (108)	42.94 (874)	24.84 (353)	14.17 (81)	30.23 (105)			
CRO (1)	380292	ZRNCIC DIM Natko	12.71 (69)	15.44 (143)	41.64 (871)	13.06 (72)	5.38 (24)			
CZE (2)	150743	BERNDT Ondrej	22.09 (122)	18.84 (203)	19.71 (229)	26.17 (196)	20.66 (51)			
	151238	ZABYSTRAN Jan	31.19 (171)	24.45 (313)	30.34 (488)	27.79 (208)	32.36 (116)			
DEN (1)	170131	FAARUP Christoffer	16.56 (93)	53.76 (1206)	24.50 (341)	16.72 (105)	29.67 (101)			
FIN (1)	180570	ROMAR Andreas	19.50 (111)	77.31 (1961)	60.20 (1518)	18.54 (126)	22.63 (59)			
FRA (11)	194858	ALLEGRE Nils	30.21 (164)	46.94 (994)	19.43 (220)	7.75 (39)	45.51 (218)			
	6190176	BAILET Matthieu	14.90 (88)	89.78 (2325)	22.77 (297)	13.07 (73)	32.13 (113)			

26-12-2017 / Bormio (ITA) / 0026

Page 1/3

Data Processing by LONGINES

www.fis-ski.com

LONGINES Timing

Generation Date: MON 25 DEC 2017

Time: 20:04

Document: 32E 1.0



ALPHABETICAL LIST OF COMPETITORS TRAINING 1

Number of Competitors: 90, Number of NSA: 21

NSA	FIS Code	Name	FIS Points (7th of December 2017 - List 7)						
			DH	SL	GS	SG	AC		
FRA (11)	191740	CLAREY Johan	4.52 (21)	820.34 (5030)	111.09 (3034)	20.77 (145)	150.17 (1022)		
	192932	FAYED Guillermo	5.14 (24)	236.88 (4392)	88.34 (2417)	34.20 (274)	462.42 (1779)		
	194298	GIEZENDANNER Blaise	8.50 (42)	378.68 (4784)	57.42 (1429)	5.86 (26)	22.76 (60)		
	193967	MUFFAT-JEANDET Victor	55.59 (350)	5.84 (23)	5.18 (17)	20.11 (141)	4.43 (15)		
	194167	MUZATON Maxence	6.53 (36)	153.77 (3674)	217.97 (4351)	14.02 (78)	3.47 (9)		
	194364	PINTURAUULT Alexis	46.24 (290)	5.03 (14)	3.16 (2)	5.06 (16)	1.00 (3)		
	194368	RAFFORT Nicolas	9.81 (54)	395.06 (4805)	76.46 (2092)	17.53 (115)	73.24 (435)		
	194190	ROGER Brice	5.69 (28)	154.28 (3681)	172.41 (4006)	14.62 (84)	130.58 (882)		
	192746	THEAUX Adrien	3.03 (8)	70.79 (1750)	210.87 (4309)	4.80 (13)	5.69 (26)		
GER (6)	202535	DRESSEN Thomas	4.50 (19)	55.28 (1261)	40.13 (813)	5.79 (24)	5.99 (30)		
	202059	FERSTL Josef	5.92 (29)	160.23 (3766)	86.31 (2353)	4.98 (15)	33.43 (130)		
	202602	LAENGST Heiner	27.73 (151)	103.85 (2711)	38.76 (772)	35.68 (287)	47.18 (231)		
	200379	SANDER Andreas	4.08 (16)	545.72 (4940)	601.91 (4943)	4.83 (14)	33.88 (134)		
	202525	SCHMID Manuel	9.76 (53)	393.11 (4803)	37.18 (709)	17.93 (120)	667.67 (1886)		
	202345	SCHWAIGER Dominik	12.97 (73)	72.51 (1800)	14.61 (129)	17.52 (114)	23.06 (62)		
ITA (13)	6290985	BUZZI Emanuele	12.71 (69)	126.41 (3237)	14.03 (119)	12.01 (65)	29.27 (97)		
	990081	CASSE Mattia	9.83 (55)	214.23 (4249)	28.74 (444)	6.00 (31)	29.79 (102)		
	6290393	CAZZANIGA Davide	17.98 (99)	229.64 (4334)	149.84 (3738)	15.53 (97)	49.53 (259)		
	990116	DE ALIPRANDINI Luca	40.31 (235)	91.35 (2376)	5.13 (16)	18.97 (133)	29.94 (103)		
	6290540	DE VETTORI Matteo	14.38 (87)	86.39 (2242)	22.16 (283)	18.58 (127)	28.01 (90)		
	292455	FILL Peter	0.07 (2)	318.45 (4684)	95.99 (2632)	3.73 (8)	41.58 (191)		
	292514	HEEL Werner	13.82 (81)	999.00 (5051)	559.71 (4923)	17.71 (118)	87.85 (536)		
	293006	INNERHOFER Christof	5.16 (25)	105.00 (2739)	28.70 (442)	4.63 (12)	19.70 (47)		
	293550	MARSAGLIA Matteo	14.12 (84)	171.45 (3901)	17.42 (182)	10.08 (55)	50.19 (262)		
	291459	PARIS Dominik	1.34 (5)	688.71 (5003)	25.18 (361)	3.03 (4)	4.60 (18)		
	6292181	PRAST Alexander	18.54 (102)	38.42 (711)	22.92 (299)	21.38 (153)	28.41 (92)		
	6291625	SCHIEDER Florian	19.10 (110)	76.83 (1942)	17.85 (190)	23.17 (166)	43.63 (206)		
	291318	TONETTI Riccardo	47.76 (300)	10.96 (82)	5.73 (25)	14.72 (87)	27.54 (88)		
JPN (1)	303758	SUGAI Ryo	35.39 (202)	26.72 (365)	42.93 (920)	17.28 (111)	29.42 (99)		
MDA (1)	54117	HOERL Christopher	74.81 (538)	-	60.06 (1511)	38.65 (326)	-		
NOR (4)	422082	FOSS-SOLEVAAG Sebastian	42.77 (266)	5.53 (18)	67.75 (1774)	39.26 (341)	36.65 (154)		
	421483	JANSRUD Kjetil	0.18 (3)	130.73 (3318)	27.37 (411)	0.00 (1)	5.90 (29)		
	422139	KILDE Aleksander Aamodt	3.34 (9)	95.18 (2495)	5.94 (29)	2.40 (3)	0.78 (2)		
	421328	SVINDAL Aksel Lund	0.55 (4)	97.35 (2550)	30.83 (500)	3.62 (7)	4.43 (15)		
POL (1)	430640	BABICKI Pawel	37.79 (218)	116.04 (3010)	57.45 (1432)	39.70 (348)	56.12 (301)		
ROU (1)	460071	ACHIRILOAIE Ioan Valeriu	41.29 (246)	-	281.48 (4595)	49.01 (473)	153.38 (1047)		
SLO (5)	561255	CATER Martin	6.33 (35)	43.11 (883)	24.70 (345)	5.85 (25)	4.17 (11)		

ALPHABETICAL LIST OF COMPETITORS TRAINING 1

Number of Competitors: 90, Number of NSA: 21

NSA	FIS Code	Name	FIS Points (7th of December 2017 - List 7)						
			DH	SL	GS	SG	AC		
SLO (5)	561214	DEBELAK Tilen	32.76 (180)	53.72 (1204)	23.37 (307)	13.98 (77)	26.62 (85)		
	561310	HROBAT Miha	18.26 (101)	21.22 (245)	12.43 (100)	14.16 (80)	20.80 (54)		
	561216	KLINE Bostjan	3.53 (11)	135.48 (3394)	31.55 (520)	5.33 (18)	35.10 (142)		
	561217	KOSI Klemen	7.33 (39)	18.26 (195)	18.08 (194)	6.32 (34)	5.38 (24)		
SUI (12)	511983	AERNI Luca	31.06 (170)	5.17 (16)	20.53 (247)	30.34 (229)	1.04 (4)		
	512031	BARANDUN Gian Luca	10.18 (56)	106.97 (2773)	32.69 (552)	9.30 (49)	28.96 (95)		
	511513	CAVIEZEL Mauro	5.07 (23)	45.54 (952)	25.31 (368)	5.35 (19)	2.00 (6)		
	511383	FEUZ Beat	0.00 (1)	290.87 (4605)	71.49 (1920)	4.36 (10)	50.68 (267)		
	511529	GISIN Marc	9.56 (49)	174.23 (3924)	113.59 (3092)	11.02 (59)	4.86 (20)		
	512042	KRYENBUEHL Urs	10.96 (63)	112.23 (2909)	42.40 (903)	11.66 (64)	32.31 (115)		
	511139	KUENG Patrick	4.50 (19)	363.02 (4757)	287.43 (4614)	14.45 (83)	322.92 (1591)		
	511847	MANI Nils	6.00 (31)	232.25 (4359)	40.94 (846)	15.34 (93)	4.73 (19)		
	511896	MURISIER Justin	23.50 (127)	10.56 (74)	4.76 (11)	17.44 (113)	1.48 (5)		
	512038	ROGENTIN Stefan	10.90 (61)	63.00 (1500)	11.34 (84)	12.30 (67)	16.44 (40)		
	512039	ROULIN Gilles	6.00 (31)	77.57 (1965)	9.89 (66)	6.00 (31)	17.60 (43)		
	511981	WEBER Ralph	13.22 (77)	71.54 (1775)	130.59 (3445)	12.81 (70)	20.24 (50)		
SWE (2)	501987	MONSEN Felix	15.03 (89)	41.04 (796)	22.48 (287)	13.27 (74)	30.65 (108)		
	502230	SUNDIN Oille	32.54 (178)	23.89 (302)	25.00 (356)	28.43 (210)	57.98 (313)		
USA (9)	6530104	BENNETT Bryce	5.59 (27)	33.60 (555)	102.81 (2829)	21.01 (150)	4.56 (17)		
	531452	BIESEMEYER Thomas	13.15 (75)	117.26 (3037)	23.67 (315)	5.99 (30)	125.04 (845)		
	6530319	COCHRAN-SIEGLE Ryan	27.05 (147)	28.48 (414)	8.84 (54)	10.35 (58)	5.82 (28)		
	6531127	DUFFY Drew	27.74 (152)	27.10 (378)	21.05 (258)	12.01 (65)	24.52 (73)		
	530874	GANONG Travis	4.18 (18)	722.64 (5014)	208.65 (4294)	5.24 (17)	95.84 (590)		
	934643	GOLDBERG Jared	5.99 (30)	75.33 (1897)	30.41 (492)	9.00 (47)	15.21 (36)		
	930024	MAPLE Wiley	12.96 (72)	200.61 (4170)	62.56 (1600)	29.47 (223)	108.96 (710)		
	6531520	MORSE Sam	13.61 (79)	32.98 (533)	22.64 (294)	15.48 (95)	33.56 (132)		
	6531726	SZWEBEL Florian	21.58 (119)	47.51 (1007)	29.00 (450)	20.77 (145)	80.69 (481)		

LEGEND	DH Downhill	SL Slalom	GS Giant Slalom	SG Super-G	AC Alpine Combined
---------------	--------------------	------------------	------------------------	-------------------	---------------------------

26-12-2017 / Bormio (ITA) / 0026

Page 3/3

Data Processing by LONGINES

www.fis-ski.com

LONGINES Timing

Generation Date: MON 25 DEC 2017

Time: 20:04

Document: 32E 1.0

28/29

DECEMBER 2017

Pure adrenaline since 1985

Audi FIS Ski World Cup

bormio



AUDI FIS SKI WORLD CUP 2017/18

Bormio (ITA)



4th MEN'S DOWNHILL

TUE 26 DEC 2017

Start Time: 11:00



DRAW LIST BY POINTS TRAINING 1

Number of Competitors: 90, Number of NSA: 21 Ranked 120 in the FIS List: PANGRAZZI P. FIS Pts: 21.80

No.	FIS Code	Name	NSA	WCSL-DH	WCSL-O	FIS-DH
1	421328	SVINDAL Aksel Lund	NOR	494 (1)	786 (5)	0.55 (4)
2	421483	JANSRUD Kjetil	NOR	486 (2)	971 (3)	0.18 (3)
3	511383	FEUZ Beat	SUI	463 (3)	637 (10)	0.00 (1)
4	292455	FILL Peter	ITA	414 (4)	649 (9)	0.07 (2)
5	291459	PARIS Dominik	ITA	374 (5)	675 (8)	1.34 (5)
6	53902	MAYER Matthias	AUT	299 (6)	523 (14)	2.22 (6)
7	192746	THEAUX Adrien	FRA	241 (7)	433 (16)	3.03 (7)
8	53817	FRANZ Max	AUT	238 (8)	530 (11)	3.83 (12)
9	422139	KILDE Aleksander Aamodt	NOR	224 (10)	739 (6)	3.34 (8)
10	50742	REICHELTH Hannes	AUT	205 (11)	529 (12)	3.47 (9)
11	102899	OSBORNE-PARADIS Manuel	CAN	197 (12)	272 (39)	3.76 (11)
12	53980	KRIECHMAYR Vincent	AUT	194 (13)	525 (13)	3.84 (13)
13	561216	KLINE Bostjan	SLO	192 (14)	296 (31)	3.53 (10)
14	200379	SANDER Andreas	GER	186 (15)	345 (26)	4.08 (14)
15	202535	DRESSEN Thomas	GER	162 (17)	256 (41)	4.50 (17)
16	530874	GANONG Travis	USA	151 (19)	254 (42)	4.18 (15)
17	51215	BAUMANN Romed	AUT	149 (20)	248 (43)	4.94 (19)
18	293006	INNERHOFER Christof	ITA	142 (21)	295 (33)	5.16 (22)
19	511139	KUENG Patrick	SUI	135 (22)	142 (60)	4.50 (16)
20	191740	CLAREY Johan	FRA	135 (22)	138 (61)	4.52 (18)
21	511513	CAVIEZEL Mauro	SUI	130 (24)	336 (27)	5.07 (20)
22	192932	FAYED Guillermo	FRA	102 (25)	102 (70)	5.14 (21)
23	6530104	BENNETT Bryce	USA	91 (26)	152 (56)	5.59 (23)
24	512039	ROULIN Gilles	SUI	75 (27)	104 (69)	6.00 (28)
25	194190	ROGER Brice	FRA	70 (29)	83 (80)	5.69 (24)
26	934643	GOLDBERG Jared	USA	70 (29)	71 (89)	5.99 (26)
27	202059	FERSTL Josef	GER	63 (31)	274 (38)	5.92 (25)
28	194167	MUZATON Maxence	FRA	36 (33)	127 (64)	6.53 (30)
29	54009	WALDER Christian	AUT	35 (34)	82 (81)	9.05 (36)
30	511847	MANI Nils	SUI	25 (35)	76 (87)	6.00 (27)
31	+500 194364	PINTURAUPT Alexis	FRA	-	883 (4)	> 46.24 (87)
32	561255	CATER Martin	SLO	13 (49)	131 (63)	6.33 (29)
33	53981	KROELL Johannes	AUT	20 (40)	20 (127)	7.09 (31)
34	561217	KOSI Klemen	SLO	1 (65)	39 (105)	7.33 (32)
35	53968	BERTHOLD Frederic	AUT	8 (56)	68 (91)	8.29 (33)
36	194298	GIEZENDANNER Blaise	FRA	24 (37)	99 (73)	8.50 (34)

26-12-2017 / Bormio (ITA) / 0026

Page 1/3

Data Processing by LONGINES

www.fis-ski.com

LONGINES Timing

Generation Date: MON 25 DEC 2017

Time: 20:04

Document: 45B 1.0



DRAW LIST BY POINTS TRAINING 1

Number of Competitors: 90, Number of NSA: 21 Ranked 120 in the FIS List: PANGRAZZI P. FIS Pts: 21.80

No.	FIS Code	Name	NSA	WCSL-DH	WCSL-O	FIS-DH
37	104096	THOMPSON Broderick	CAN	16 (43)	16 (139)	8.97 (35)
38	54157	DANKLMAIER Daniel	AUT	4 (62)	4 (177)	9.47 (37)
39	511529	GISIN Marc	SUI	15 (45)	63 (94)	9.56 (38)
40	202525	SCHMID Manuel	GER	15 (45)	15 (140)	9.76 (39)
41	194368	RAFFORT Nicolas	FRA	20 (40)	20 (127)	9.81 (40)
42	990081	CASSE Mattia	ITA	8 (56)	26 (116)	9.83 (41)
43	512031	BARANDUN Gian Luca	SUI	11 (52)	14 (144)	10.18 (42)
44	54080	NEUMAYER Christopher	AUT	-	-	10.58 (43)
45	512038	ROGENTIN Stefan	SUI	-	-	10.90 (44)
46	512042	KRYENBUEHL Urs	SUI	11 (52)	26 (116)	10.96 (45)
47	53975	HEMETSBERGER Daniel	AUT	-	-	11.75 (46)
48	6290985	BUZZI Emanuele	ITA	6 (58)	8 (161)	12.71 (48)
49	380292	ZRNCIC DIM Natko	CRO	-	36 (109)	12.71 (47)
50	54005	STRIEDINGER Otmar	AUT	11 (52)	20 (127)	12.87 (49)
51	930024	MAPLE Wiley	USA	-	-	12.96 (50)
52	202345	SCHWAIGER Dominik	GER	2 (64)	10 (153)	12.97 (51)
53	531452	BIESEMEYER Thomas	USA	20 (40)	76 (87)	13.15 (52)
54	53936	DUERAGER Markus	AUT	-	-	13.17 (53)
55	511981	WEBER Ralph	SUI	3 (63)	25 (119)	13.22 (54)
56	6531520	MORSE Sam	USA	-	-	13.61 (55)
57	292514	HEEL Werner	ITA	21 (39)	21 (126)	13.82 (56)
58	293550	MARSAGLIA Matteo	ITA	5 (60)	5 (173)	14.12 (57)
59	6290540	DE VETTORI Matteo	ITA	-	-	14.38 (58)
60	6190176	BAILET Matthieu	FRA	9 (55)	19 (135)	14.90 (59)
61	501987	MONSEN Felix	SWE	1 (65)	2 (184)	15.03 (60)
62	103271	THOMSEN Benjamin	CAN	6 (58)	6 (168)	15.40 (61)
63	170131	FAARUP Christoffer	DEN	-	-	16.56 (62)
64	6290393	CAZZANIGA Davide	ITA	-	-	17.98 (63)
65	561310	HROBAT Miha	SLO	13 (49)	13 (147)	18.26 (64)
66	6292181	PRAST Alexander	ITA	-	-	18.54 (65)
67	110324	VON APPEN Henrik	CHI	-	-	18.85 (66)
68	6291625	SCHIEDER Florian	ITA	-	-	19.10 (67)
69	180570	ROMAR Andreas	FIN	5 (60)	20 (127)	19.50 (68)
70	20324	OLIVERAS Marc	AND	-	-	20.23 (69)
71	6531726	SZWEBEL Florian	USA	-	-	21.58 (70)
72	150743	BERNDT Ondrej	CZE	-	8 (161)	> 22.09 (71)
73	511896	MURISIER Justin	SUI	-	368 (22)	> 23.50 (72)
74	6530319	COCHRAN-SIEGLE Ryan	USA	-	48 (100)	> 27.05 (73)
75	202602	LAENGST Heiner	GER	-	-	> 27.73 (74)
76	6531127	DUFFY Drew	USA	-	-	> 27.74 (75)
77	194858	ALLEGRE Nils	FRA	-	7 (164)	> 30.21 (76)
78	511983	AERNI Luca	SUI	-	383 (20)	> 31.06 (77)
79	151238	ZABYSTRAN Jan	CZE	-	-	> 31.19 (78)
80	502230	SUNDIN Olle	SWE	-	-	> 32.54 (79)
81	561214	DEBELAK Tilen	SLO	-	5 (173)	> 32.76 (80)
82	303758	SUGAI Ryo	JPN	-	-	> 35.39 (81)

DRAW LIST BY POINTS TRAINING 1

Number of Competitors: 90, Number of NSA: 21 Ranked 120 in the FIS List: PANGRAZZI P. FIS Pts: 21.80

No.	FIS Code	Name	NSA	WCSL-DH	WCSL-O	FIS-DH
83	430640	BABICKI Pawel	POL	-	-	> 37.79 (82)
84	990116	DE ALIPRANDINI Luca	ITA	-	188 (49)	> 40.31 (83)
85	460071	ACHIRILOAIE Ioan Valeriu	ROU	-	-	> 41.29 (84)
86	660021	DANILOCHKIN Yuri	BLR	-	-	> 42.02 (85)
87	422082	FOSS-SOLEVAAG Sebastian	NOR	-	178 (50)	> 42.77 (86)
88	291318	TONETTI Riccardo	ITA	-	78 (86)	> 47.76 (88)
89	193967	MUFFAT-JEANDET Victor	FRA	-	296 (31)	> 55.59 (89)
90	54117	HOERL Christopher	MDA	-	-	> 74.81 (90)

LEGEND		
+500	More than 500 points on WCSL-O after 15th place or after 30th place	WCSL-O
WCSL-DH	World Cup Start List points for Downhill	No.
FIS-DH	FIS points for Downhill	Overall WCSL points Control Number

28/29


DECEMBER 2017



Pure adrenaline since 1985

Audi FIS Ski World Cup

bormio



AUDI FIS SKI WORLD CUP 2017/18

Bormio (ITA)



4th MEN'S DOWNHILL START LIST TRAINING 1

TUE 26 DEC 2017
Start Time: 11:00

Jury

TD FIS	Rudolf STOCKER	AUT
Referee	Markus WALDNER	FIS
Assistant Referee	Hannes TRINKL	FIS
Chief of Race	Omar GALLI	ITA

Technical Data

Course Name	Stelvio
Start Altitude	2255 m
Finish Altitude	1245 m
Vertical Drop	1010 m
Course Length	3270 m
Homologation Number	12284/01/17

Race Information

Course Setter	Hannes TRINKL	FIS
Number of Gates	42	
Start Time	11:00	
Forerunners	A - Pietro ZAZZI	ITA
	B - Marco FURLI	ITA
	C - Nicolò MOLTENI	ITA

Number of Competitors: 90, Number of NSA: 21

Bib	FIS Code	Name	Year of Birth	Nation	Time	Ski
1	421483	JANSRUD Kjetil	1985	NOR	_____	Head
2	561216	KLINE Bostjan	1991	SLO	_____	Stoeckli
3	292455	FILL Peter	1982	ITA	_____	Atomic
4	511139	KUENG Patrick	1984	SUI	_____	Salomon
5	422139	KILDE Aleksander Aamodt	1992	NOR	_____	Head
6	530874	GANONG Travis	1988	USA	_____	Atomic
7	291459	PARIS Dominik	1989	ITA	_____	Nordica
8	200379	SANDER Andreas	1989	GER	_____	Atomic
9	511383	FEUZ Beat	1987	SUI	_____	Head
10	202535	DRESSEN Thomas	1993	GER	_____	Rossignol
11	53817	FRANZ Max	1989	AUT	_____	Atomic
12	293006	INNERHOFER Christof	1984	ITA	_____	Rossignol
13	53902	MAYER Matthias	1990	AUT	_____	Head
14	102899	OSBORNE-PARADIS Manuel	1984	CAN	_____	Head
15	192746	THEAUX Adrien	1984	FRA	_____	Head
16	51215	BAUMANN Romed	1986	AUT	_____	Salomon
17	50742	REICHELTHannes	1980	AUT	_____	Salomon
18	191740	CLAREY Johan	1981	FRA	_____	Head
19	421328	SVINDAL Aksel Lund	1982	NOR	_____	Head
20	53980	KRIECHMAYR Vincent	1991	AUT	_____	Fischer
21	511513	CAVIEZEL Mauro	1988	SUI	_____	Atomic
22	6530104	BENNETT Bryce	1992	USA	_____	Fischer
23	511847	MANI Nils	1992	SUI	_____	Stoeckli

26-12-2017 / Bormio (ITA) / 0026

Page 1/3

Data Processing by LONGINES

www.fis-ski.com

LONGINES Timing

Generation Date: MON 25 DEC 2017

Time: 20:23

Document: 51A 1.0



Number of Competitors: 90, Number of NSA: 21

Bib	FIS Code	Name	Year of Birth	Nation	Time	Ski
24	512039	ROULIN Gilles	1994	SUI		Head
25	202059	FERSTL Josef	1988	GER		Head
26	54009	WALDER Christian	1991	AUT		Head
27	192932	FAYED Guillermo	1985	FRA		Head
28	194167	MUZATON Maxence	1990	FRA		Rossignol
29	194190	ROGER Brice	1990	FRA		Rossignol
30	934643	GOLDBERG Jared	1991	USA		Head
31	194364	PINTURAUPT Alexis	1991	FRA		Head
32	561255	CATER Martin	1992	SLO		Stoeckli
33	53981	KROELL Johannes	1991	AUT		Fischer
34	561217	KOSI Klemen	1991	SLO		Atomic
35	53968	BERTHOLD Frederic	1991	AUT		Head
36	194298	GIEZENDANNER Blaise	1991	FRA		Head
37	104096	THOMPSON Broderick	1994	CAN		Head
38	54157	DANKLMAIER Daniel	1993	AUT		Atomic
39	511529	GISIN Marc	1988	SUI		Rossignol
40	202525	SCHMID Manuel	1993	GER		Head
41	194368	RAFFORT Nicolas	1991	FRA		Rossignol
42	990081	CASSE Mattia	1990	ITA		Head
43	512031	BARANDUN Gian Luca	1994	SUI		Salomon
44	54080	NEUMAYER Christopher	1992	AUT		Salomon
45	512038	ROGENTIN Stefan	1994	SUI		Stoeckli
46	512042	KRYENBUEHL Urs	1994	SUI		Stoeckli
47	53975	HEMETSBERGER Daniel	1991	AUT		Fischer
48	6290985	BUZZI Emanuele	1994	ITA		Head
49	380292	ZRNCIC DIM Natko	1986	CRO		Atomic
50	54005	STRIEDINGER Otmar	1991	AUT		Salomon
51	930024	MAPLE Wiley	1990	USA		Atomic
52	202345	SCHWAIGER Dominik	1991	GER		Head
53	531452	BIESEMAYER Thomas	1989	USA		Atomic
54	53936	DUERAGER Markus	1990	AUT		Fischer
55	511981	WEBER Ralph	1993	SUI		Head
56	6531520	MORSE Sam	1996	USA		Fischer
57	292514	HEEL Werner	1982	ITA		Atomic
58	293550	MARSAGLIA Matteo	1985	ITA		Rossignol
59	6290540	DE VETTORI Matteo	1993	ITA		Head
60	6190176	BAILET Matthieu	1996	FRA		Salomon
61	501987	MONSEN Felix	1994	SWE		Atomic
62	103271	THOMSEN Benjamin	1987	CAN		Head
63	170131	FAARUP Christoffer	1992	DEN		Atomic
64	6290393	CAZZANIGA Davide	1992	ITA		Atomic
65	561310	HROBAT Miha	1995	SLO		Atomic
66	6292181	PRAST Alexander	1996	ITA		Head
67	110324	VON APPEN Henrik	1994	CHI		Head
68	6291625	SCHIEDER Florian	1995	ITA		Head
69	180570	ROMAR Andreas	1989	FIN		Head
70	20324	OLIVERAS Marc	1991	AND		Atomic
71	6531726	SZWEBEL Florian	1996	USA		

Number of Competitors: 90, Number of NSA: 21

Bib	FIS Code	Name	Year of Birth	Nation	Time	Ski
72	150743	BERNDT Ondrej	1988	CZE	_____	Atomic
73	511896	MURISIER Justin	1992	SUI	_____	Voelkl
74	6530319	COCHRAN-SIEGLE Ryan	1992	USA	_____	Rossignol
75	202602	LAENGST Heiner	1994	GER	_____	
76	6531127	DUFFY Drew	1995	USA	_____	
77	194858	ALLEGRE Nils	1994	FRA	_____	Salomon
78	511983	AERNI Luca	1993	SUI	_____	Salomon
79	151238	ZABYSTRAN Jan	1998	CZE	_____	Atomic
80	502230	SUNDIN Olle	1997	SWE	_____	Head
81	561214	DEBELAK Tilen	1991	SLO	_____	Stoeckli
82	303758	SUGAI Ryo	1991	JPN	_____	Atomic
83	430640	BABICKI Pawel	1994	POL	_____	
84	990116	DE ALIPRANDINI Luca	1990	ITA	_____	Salomon
85	460071	ACHIRILOAIE Ioan Valeriu	1990	ROU	_____	
86	660021	DANILOCHKIN Yuri	1991	BLR	_____	Atomic
87	422082	FOSS-SOLEVAAG Sebastian	1991	NOR	_____	Voelkl
88	291318	TONETTI Riccardo	1989	ITA	_____	Voelkl
89	193967	MUFFAT-JEANDET Victor	1989	FRA	_____	Salomon
90	54117	HOERL Christopher	1989	MDA	_____	


28/29

DECEMBER 2017

Pure adrenaline since 1985

Audi FIS Ski World Cup

bormio



AUDI FIS SKI WORLD CUP 2017/18

Bormio (ITA)



4th MEN'S DOWNHILL

TUE 26 DEC 2017

Start Time: 11:00

RESULTS TRAINING 1 BY RANK

Jury			Technical Data	
TD FIS	Rudolf STOCKER	AUT	Course Name	Stelvio
Referee	Markus WALDNER	FIS	Start Altitude	2255 m
Assistant Referee	Hannes TRINKL	FIS	Finish Altitude	1245 m
Chief of Race	Omar GALLI	ITA	Vertical Drop	1010 m
			Course Length	3270 m
			Homologation Number	12284/01/17

Race Information

Course Setter	Hannes TRINKL	FIS
Number of Gates	42	
Start Time	11:00	
Forerunners	A - Pietro ZAZZI	ITA
	B - Marco FURLI	ITA
	C - Nicolò MOLTENI	ITA

Number of Competitors: 90, Number of NSA: 21

Rank	Bib	FIS Code	Name	Year of Birth	Nation	Time	Diff.	Dist. (m)	Ski
1	3	292455	FILL Peter	1982	ITA	1:57.06			Atomic
2	12	293006	INNERHOFER Christof	1984	ITA	1:57.14	0.08	2.23	Rossignol
3	13	53902	MAYER Matthias	1990	AUT	1:57.24	0.18	5.02	Head
4	17	50742	REICHELTH Hannes	1980	AUT	1:57.41	0.35	9.75	Salomon
5	7	291459	PARIS Dominik	1989	ITA	1:57.58	0.52	14.46	Nordica
6	15	192746	THEAUX Adrien	1984	FRA	1:57.77	0.71	19.71	Head
7	53	531452	BIESEMEYER Thomas	1989	USA	1:58.34	1.28	35.37	Atomic
8	29	194190	ROGER Brice	1990	FRA	1:58.36	1.30	35.92	Rossignol
9	19	421328	SVINDAL Aksel Lund	1982	NOR	1:58.62	1.56	43.00	Head
10	18	191740	CLAREY Johan	1981	FRA	1:58.63	1.57	43.28	Head
11	8	200379	SANDER Andreas	1989	GER	1:58.67	1.61	44.36	Atomic
12	20	53980	KRIECHMAYR Vincent	1991	AUT	1:58.68	1.62	44.64	Fischer
12	4	511139	KUENG Patrick	1984	SUI	1:58.68	1.62	44.64	Salomon
14	41	194368	RAFFORT Nicolas	1991	FRA	1:58.88	1.82	50.06	Rossignol
15	42	990081	CASSE Mattia	1990	ITA	1:59.19	2.13	58.44	Head
16	30	934643	GOLDBERG Jared	1991	USA	1:59.20	2.14	58.71	Head
17	6	530874	GANONG Travis	1988	USA	1:59.24	2.18	59.78	Atomic
18	1	421483	JANSRUD Kjetil	1985	NOR	1:59.45	2.39	65.43	Head
19	51	930024	MAPLE Wiley	1990	USA	1:59.46	2.40	65.70	Atomic
20	21	511513	CAVIEZEL Mauro	1988	SUI	1:59.50	2.44	66.77	Atomic

#866

26-12-2017 / Bormio (ITA) / 0026

Page 1/3

Data Processing by LONGINES

www.fis-ski.com

LONGINES Timing

Generation Date: TUE 26 DEC 2017

Time: 14:01

Document: 74B 1.0



Number of Competitors: 90, Number of NSA: 21

Rank	Bib	FIS Code	Name	Year of Birth	Nation	Time	Diff.	Dist. (m)	Ski
21	5	422139	KILDE Aleksander Aamodt	1992	NOR	1:59.54	2.48	67.84	Head
22	22	6530104	BENNETT Bryce	1992	USA	1:59.59	2.53	69.18	Fischer
23	57	292514	HEEL Werner	1982	ITA	1:59.76	2.70	73.72	Atomic
24	74	6530319	COCHRAN-SIEGLE Ryan	1992	USA	1:59.95	2.89	78.79	Rossignol
25	77	194858	ALLEGRE Nils	1994	FRA	2:00.04	2.98	81.18	Salomon
26	16	51215	BAUMANN Romed	1986	AUT	2:00.06	3.00	81.71	Salomon
27	54	53936	DUERAGER Markus	1990	AUT	2:00.09	3.03	82.51	Fischer
28	35	53968	BERTHOLD Frederic	1991	AUT	2:00.15	3.09	84.10	Head
29	40	202525	SCHMID Manuel	1993	GER	2:00.23	3.17	86.22	Head
30	28	194167	MUZATON Maxence	1990	FRA	2:00.32	3.26	88.60	Rossignol
31	38	54157	DANKLMAIER Daniel	1993	AUT	2:00.40	3.34	90.71	Atomic
31	14	102899	OSBORNE-PARADIS Manuel	1984	CAN	2:00.40	3.34	90.71	Head
33	2	561216	KLINE Bostjan	1991	SLO	2:00.43	3.37	91.50	Stoeckli
34	26	54009	WALDER Christian	1991	AUT	2:00.44	3.38	91.77	Head
35	52	202345	SCHWAIGER Dominik	1991	GER	2:00.51	3.45	93.61	Head
36	61	501987	MONSEN Felix	1994	SWE	2:00.56	3.50	94.93	Atomic
37	90	54117	HOERL Christopher	1989	MDA	2:00.58	3.52	95.46	
38	44	54080	NEUMAYER Christopher	1992	AUT	2:00.60	3.54	95.99	Salomon
38 *	25	202059	FERSTL Josef	1988	GER	2:00.60	3.54	95.99	Head
40	31	194364	PINTURALT Alexis	1991	FRA	2:00.66	3.60	97.56	Head
41	9	511383	FEUZ Beat	1987	SUI	2:00.68	3.62	98.09	Head
42	10	202535	DRESSEN Thomas	1993	GER	2:00.71	3.65	98.88	Rossignol
43	58	293550	MARSAGLIA Matteo	1985	ITA	2:00.81	3.75	101.50	Rossignol
44	64	6290393	CAZZANIGA Davide	1992	ITA	2:00.82	3.76	101.76	Atomic
44	24	512039	ROULIN Gilles	1994	SUI	2:00.82	3.76	101.76	Head
46	39	511529	GISIN Marc	1988	SUI	2:00.84	3.78	102.29	Rossignol
47	84	990116	DE ALIPRANDINI Luca	1990	ITA	2:00.91	3.85	104.12	Salomon
48	27	192932	FAYED Guillermo	1985	FRA	2:00.94	3.88	104.91	Head
49	48	6290985	BUZZI Emanuele	1994	ITA	2:00.97	3.91	105.69	Head
50	37	104096	THOMPSON Broderick	1994	CAN	2:01.00	3.94	106.48	Head
51	32	561255	CATER Martin	1992	SLO	2:01.08	4.02	108.57	Stoeckli
52	23	511847	MANI Nils	1992	SUI	2:01.10	4.04	109.09	Stoeckli
53	36	194298	GIEZENDANNER Blaise	1991	FRA	2:01.19	4.13	111.44	Head
54	88	291318	TONETTI Riccardo	1989	ITA	2:01.26	4.20	113.26	Voelkl
55	89	193967	MUFFAT-JEANDET Victor	1989	FRA	2:01.41	4.35	117.16	Salomon
56	46	512042	KRYENBUEHL Urs	1994	SUI	2:01.47	4.41	118.72	Stoeckli
57 *	47	53975	HEMETSBERGER Daniel	1991	AUT	2:01.48	4.42	118.98	Fischer
58	63	170131	FAARUP Christoffer	1992	DEN	2:01.55	4.49	120.79	Atomic
59	56	6531520	MORSE Sam	1996	USA	2:01.66	4.60	123.64	Fischer
60 *	43	512031	BARANDUN Gian Luca	1994	SUI	2:01.69	4.63	124.42	Salomon
61	69	180570	ROMAR Andreas	1989	FIN	2:01.75	4.69	125.97	Head
62	45	512038	ROGENTIN Stefan	1994	SUI	2:01.87	4.81	129.06	Stoeckli
63	75	202602	LAENGST Heiner	1994	GER	2:01.89	4.83	129.58	Head
63	50	54005	STRIEDINGER Otmar	1991	AUT	2:01.89	4.83	129.58	Salomon
65	62	103271	THOMSEN Benjamin	1987	CAN	2:01.90	4.84	129.83	Head

#866 _____

Number of Competitors: 90, Number of NSA: 21

Rank	Bib	FIS Code	Name	Year of Birth	Nation	Time	Diff.	Dist. (m)	Ski
66	81	561214	DEBELAK Tilen	1991	SLO	2:01.92	4.86	130.35	Stoeckli
67	11	53817	FRANZ Max	1989	AUT	2:02.01	4.95	132.67	Atomic
68	55	511981	WEBER Ralph	1993	SUI	2:02.07	5.01	134.21	Head
69	49	380292	ZRNCIC DIM Natko	1986	CRO	2:02.24	5.18	138.57	Atomic
70	60	6190176	BAILET Matthieu	1996	FRA	2:02.39	5.33	142.41	Salomon
71	73	511896	MURISIER Justin	1992	SUI	2:02.49	5.43	144.96	Voelkl
72	79	151238	ZABYSTRAN Jan	1998	CZE	2:02.74	5.68	151.32	Atomic
73	80	502230	SUNDIN Oile	1997	SWE	2:02.75	5.69	151.58	Head
74	66	6292181	PRAST Alexander	1996	ITA	2:02.76	5.70	151.83	Head
75	82	303758	SUGAI Ryo	1991	JPN	2:03.44	6.38	169.01	Atomic
76	68	6291625	SCHIEDER Florian	1995	ITA	2:03.54	6.48	171.52	Head
77	78	511983	AERNI Luca	1993	SUI	2:03.79	6.73	177.78	Salomon
78	76	6531127	DUFFY Drew	1995	USA	2:04.81	7.75	203.05	
79	71	6531726	SZWEBEL Florian	1996	USA	2:04.87	7.81	204.52	
80	83	430640	BABICKI Pawel	1994	POL	2:05.54	8.48	220.88	
81	87	422082	FOSS-SOLEVAAG Sebastian	1991	NOR	2:06.88	9.82	253.08	Voelkl
82	86	660021	DANILOCHKIN Yuri	1991	BLR	2:07.76	10.70	273.87	Atomic
83	85	460071	ACHIRILOAIE Ioan Valeriu	1990	ROU	2:09.35	12.29	310.69	
84	72	150743	BERNDT Ondrej	1988	CZE	2:11.69	14.63	363.28	Atomic
	70	20324	OLIVERAS Marc	1991	AND	DNF			Atomic
	33	53981	KROELL Johannes	1991	AUT	DNF			Fischer
	34	561217	KOSI Klemen	1991	SLO	DNF			Atomic
	59	6290540	DE VETTORI Matteo	1993	ITA	DNF			Head
	65	561310	HROBAT Miha	1995	SLO	DNF			Atomic
	67	110324	VON APPEN Henrik	1994	CHI	DNF			Head

Technical Delegate:
Rudolf STOCKER (AUT) #866

LEGEND
* Potential disqualification **DNF** Did Not Finish



28/29

DECEMBER 2017

Pure adrenaline since 1985

Audi FIS Ski World Cup

bormio



AUDI FIS SKI WORLD CUP 2017/18

Bormio (ITA)



4th MEN'S DOWNHILL RESULTS TRAINING 1 BY BIB

TUE 26 DEC 2017
Start Time: 11:00

Jury			Technical Data	
TD FIS	Rudolf STOCKER	AUT	Course Name	Stelvio
Referee	Markus WALDNER	FIS	Start Altitude	2255 m
Assistant Referee	Hannes TRINKL	FIS	Finish Altitude	1245 m
Chief of Race	Omar GALLI	ITA	Vertical Drop	1010 m
			Course Length	3270 m
			Homologation Number	12284/01/17

Race Information

Course Setter	Hannes TRINKL	FIS
Number of Gates	42	
Start Time	11:00	
Forerunners	A - Pietro ZAZZI	ITA
	B - Marco FURLI	ITA
	C - Nicolò MOLTENI	ITA

Number of Competitors: 90, Number of NSA: 21

Bib	FIS Code	Name	Year of Birth	Nation	Time	Rank	Ski
1	421483	JANSRUD Kjetil	1985	NOR	1:59.45	(18)	Head
2	561216	KLINE Bostjan	1991	SLO	2:00.43	(33)	Stoeckli
3	292455	FILL Peter	1982	ITA	1:57.06	(1)	Atomic
4	511139	KUENG Patrick	1984	SUI	1:58.68	(12)	Salomon
5	422139	KILDE Aleksander Aamodt	1992	NOR	1:59.54	(21)	Head
6	530874	GANONG Travis	1988	USA	1:59.24	(17)	Atomic
7	291459	PARIS Dominik	1989	ITA	1:57.58	(5)	Nordica
8	200379	SANDER Andreas	1989	GER	1:58.67	(11)	Atomic
9	511383	FEUZ Beat	1987	SUI	2:00.68	(41)	Head
10	202535	DRESSEN Thomas	1993	GER	2:00.71	(42)	Rossignol
11	53817	FRANZ Max	1989	AUT	2:02.01	(67)	Atomic
12	293006	INNERHOFER Christof	1984	ITA	1:57.14	(2)	Rossignol
13	53902	MAYER Matthias	1990	AUT	1:57.24	(3)	Head
14	102899	OSBORNE-PARADIS Manuel	1984	CAN	2:00.40	(31)	Head
15	192746	THEAUX Adrien	1984	FRA	1:57.77	(6)	Head
16	51215	BAUMANN Romed	1986	AUT	2:00.06	(26)	Salomon
17	50742	REICHELTHANNES Hannes	1980	AUT	1:57.41	(4)	Salomon
18	191740	CLAREY Johan	1981	FRA	1:58.63	(10)	Head
19	421328	SVINDAL Aksel Lund	1982	NOR	1:58.62	(9)	Head
20	53980	KRIECHMAYR Vincent	1991	AUT	1:58.68	(12)	Fischer
21	511513	CAVIEZEL Mauro	1988	SUI	1:59.50	(20)	Atomic
22	6530104	BENNETT Bryce	1992	USA	1:59.59	(22)	Fischer

26-12-2017 / Bormio (ITA) / 0026

Page 1/3

Data Processing by LONGINES

www.fis-ski.com

LONGINES Timing

Generation Date: TUE 26 DEC 2017

Time: 13:42

Document: 74A 1.0



Number of Competitors: 90, Number of NSA: 21

Bib	FIS Code	Name	Year of Birth	Nation	Time	Rank	Ski
23	511847	MANI Nils	1992	SUI	2:01.10	(52)	Stoeckli
24	512039	ROULIN Gilles	1994	SUI	2:00.82	(44)	Head
25	202059	FERSTL Josef	1988	GER	2:00.60	(38)	Head
26	54009	WALDER Christian	1991	AUT	2:00.44	(34)	Head
27	192932	FAYED Guillermo	1985	FRA	2:00.94	(48)	Head
28	194167	MUZATON Maxence	1990	FRA	2:00.32	(30)	Rossignol
29	194190	ROGER Brice	1990	FRA	1:58.36	(8)	Rossignol
30	934643	GOLDBERG Jared	1991	USA	1:59.20	(16)	Head
31	194364	PINTURAUT Alex	1991	FRA	2:00.66	(40)	Head
32	561255	CATER Martin	1992	SLO	2:01.08	(51)	Stoeckli
33	53981	KROELL Johannes	1991	AUT	DNF		Fischer
34	561217	KOSI Klemen	1991	SLO	DNF		Atomic
35	53968	BERTHOLD Frederic	1991	AUT	2:00.15	(28)	Head
36	194298	GIEZENDANNER Blaise	1991	FRA	2:01.19	(53)	Head
37	104096	THOMPSON Broderick	1994	CAN	2:01.00	(50)	Head
38	54157	DANKLMAIER Daniel	1993	AUT	2:00.40	(31)	Atomic
39	511529	GISIN Marc	1988	SUI	2:00.84	(46)	Rossignol
40	202525	SCHMID Manuel	1993	GER	2:00.23	(29)	Head
41	194368	RAFFORT Nicolas	1991	FRA	1:58.88	(14)	Rossignol
42	990081	CASSE Mattia	1990	ITA	1:59.19	(15)	Head
43	512031	BARANDUN Gian Luca	1994	SUI	2:01.69	(60)	Salomon
44	54080	NEUMAYER Christopher	1992	AUT	2:00.60	(38)	Salomon
45	512038	ROGENTIN Stefan	1994	SUI	2:01.87	(62)	Stoeckli
46	512042	KRYENBUEHL Urs	1994	SUI	2:01.47	(56)	Stoeckli
47	53975	HEMETSBERGER Daniel	1991	AUT	2:01.48	(57)	Fischer
48	6290985	BUZZI Emanuele	1994	ITA	2:00.97	(49)	Head
49	380292	ZRNCIC DIM Natko	1986	CRO	2:02.24	(69)	Atomic
50	54005	STRIEDINGER Otmar	1991	AUT	2:01.89	(63)	Salomon
51	930024	MAPLE Wiley	1990	USA	1:59.46	(19)	Atomic
52	202345	SCHWAIGER Dominik	1991	GER	2:00.51	(35)	Head
53	531452	BIESEMEYER Thomas	1989	USA	1:58.34	(7)	Atomic
54	53936	DUERAGER Markus	1990	AUT	2:00.09	(27)	Fischer
55	511981	WEBER Ralph	1993	SUI	2:02.07	(68)	Head
56	6531520	MORSE Sam	1996	USA	2:01.66	(59)	Fischer
57	292514	HEEL Werner	1982	ITA	1:59.76	(23)	Atomic
58	293550	MARSAGLIA Matteo	1985	ITA	2:00.81	(43)	Rossignol
59	6290540	DE VETTORI Matteo	1993	ITA	DNF		Head
60	6190176	BAILET Matthieu	1996	FRA	2:02.39	(70)	Salomon
61	501987	MONSEN Felix	1994	SWE	2:00.56	(36)	Atomic
62	103271	THOMSEN Benjamin	1987	CAN	2:01.90	(65)	Head
63	170131	FAARUP Christoffer	1992	DEN	2:01.55	(58)	Atomic
64	6290393	CAZZANIGA Davide	1992	ITA	2:00.82	(44)	Atomic
65	561310	HROBAT Miha	1995	SLO	DNF		Atomic
66	6292181	PRAST Alexander	1996	ITA	2:02.76	(74)	Head
67	110324	VON APPEN Henrik	1994	CHI	DNF		Head
68	6291625	SCHIEDER Florian	1995	ITA	2:03.54	(76)	Head
69	180570	ROMAR Andreas	1989	FIN	2:01.75	(61)	Head

26-12-2017 / Bormio (ITA) / 0026

Page 2/3

Data Processing by LONGINES

www.fis-ski.com

LONGINES Timing

Generation Date: TUE 26 DEC 2017

Time: 13:42

Document: 74A 1.0

Number of Competitors: 90, Number of NSA: 21

Bib	FIS Code	Name	Year of Birth	Nation	Time	Rank	Ski
70	20324	OLIVERAS Marc	1991	AND	DNS		Atomic
71	6531726	SZWEBEL Florian	1996	USA	2:04.87	(79)	
72	150743	BERNDT Ondrej	1988	CZE	2:11.69	(84)	Atomic
73	511896	MURISIER Justin	1992	SUI	2:02.49	(71)	Voelkl
74	6530319	COCHRAN-SIEGLE Ryan	1992	USA	1:59.95	(24)	Rossignol
75	202602	LAENGST Heiner	1994	GER	2:01.89	(63)	Head
76	6531127	DUFFY Drew	1995	USA	2:04.81	(78)	
77	194858	ALLEGRE Nils	1994	FRA	2:00.04	(25)	Salomon
78	511983	AERNI Luca	1993	SUI	2:03.79	(77)	Salomon
79	151238	ZABYSTRAN Jan	1998	CZE	2:02.74	(72)	Atomic
80	502230	SUNDIN Olle	1997	SWE	2:02.75	(73)	Head
81	561214	DEBELAK Tilen	1991	SLO	2:01.92	(66)	Stoeckli
82	303758	SUGAI Ryo	1991	JPN	2:03.44	(75)	Atomic
83	430640	BABICKI Pawel	1994	POL	2:05.54	(80)	
84	990116	DE ALIPRANDINI Luca	1990	ITA	2:00.91	(47)	Salomon
85	460071	ACHIRILOAIE Ioan Valeriu	1990	ROU	2:09.35	(83)	
86	660021	DANILOCHKIN Yuri	1991	BLR	2:07.76	(82)	Atomic
87	422082	FOSS-SOLEVAAG Sebastian	1991	NOR	2:06.88	(81)	Voelkl
88	291318	TONETTI Riccardo	1989	ITA	2:01.26	(54)	Voelkl
89	193967	MUFFAT-JEANDET Victor	1989	FRA	2:01.41	(55)	Salomon
90	54117	HOERL Christopher	1989	MDA	2:00.58	(37)	

LEGEND

DNF Did Not Finish **DNS** Did Not Start

26-12-2017 / Bormio (ITA) / 0026

Page 3/3

Data Processing by LONGINES

www.fis-ski.com

LONGINES Timing

Generation Date: TUE 26 DEC 2017

Time: 13:42

Document: 74A 1.0

28/29

DECEMBER 2017



Pure adrenaline since 1985

Audi FIS Ski World Cup

bormio



AUDI FIS SKI WORLD CUP 2017/18

Bormio (ITA)



4th MEN'S DOWNHILL

TUE 26 DEC 2017

PERFORMANCE ANALYSIS 1 TRAINING 1

Number of Competitors: 84

Rank	Bib	Name	Nation	Positions			Partials			Difference		Speed		
				Pos.	Time	Rank	Pos.	Time	Rank	Time	Dist(m)	Pos.	Km/h	Rank
1	3	FILL Peter	ITA	Int1:	11.33	(8)	I1-I2:	20.34	(9)	0.15		Sp1:	116.70	(20)
				Int2:	31.67	(6)	I2-I3:	20.87	(1)	0.40		Sp2:	127.00	(25)
				Int3:	52.54	(2)	I3-I4:	32.18	(4)	0.08				
				Int4:	1:24.72	(1)	I4-I5:	14.71	(5)	0.00				
				Int5:	1:39.43	(1)	I5-Fin:	17.63	(22)	0.00				
				Fin:	1:57.06	(1)				0.00	0.00	Avg.:	100.56	
2	12	INNERHOFER Christof	ITA	Int1:	11.18	(1)	I1-I2:	20.58	(21)	0.00		Sp1:	118.33	(8)
				Int2:	31.76	(11)	I2-I3:	21.32	(4)	0.49		Sp2:	129.69	(3)
				Int3:	53.08	(4)	I3-I4:	32.08	(1)	0.62				
				Int4:	1:25.16	(3)	I4-I5:	14.48	(1)	0.44				
				Int5:	1:39.64	(2)	I5-Fin:	17.50	(14)	0.21				
				Fin:	1:57.14	(2)				0.08	2.23	Avg.:	100.50	
3	13	MAYER Matthias	AUT	Int1:	11.39	(14)	I1-I2:	20.18	(2)	0.21		Sp1:	116.54	(21)
				Int2:	31.57	(2)	I2-I3:	21.68	(15)	0.30		Sp2:	127.98	(13)
				Int3:	53.25	(9)	I3-I4:	32.15	(3)	0.79				
				Int4:	1:25.40	(5)	I4-I5:	14.55	(3)	0.68				
				Int5:	1:39.95	(4)	I5-Fin:	17.29	(4)	0.52				
				Fin:	1:57.24	(3)				0.18	5.02	Avg.:	100.41	
4	17	REICHELT Hannes	AUT	Int1:	11.38	(13)	I1-I2:	20.27	(4)	0.20		Sp1:	120.52	(1)
				Int2:	31.65	(5)	I2-I3:	21.48	(7)	0.38		Sp2:	130.57	(1)
				Int3:	53.13	(7)	I3-I4:	32.52	(7)	0.67				
				Int4:	1:25.65	(6)	I4-I5:	14.52	(2)	0.93				
				Int5:	1:40.17	(6)	I5-Fin:	17.24	(1)	0.74				
				Fin:	1:57.41	(4)				0.35	9.75	Avg.:	100.26	
5	7	PARIS Dominik	ITA	Int1:	11.24	(2)	I1-I2:	20.03	(1)	0.06		Sp1:	120.20	(2)
				Int2:	31.27	(1)	I2-I3:	21.19	(3)	0.00		Sp2:	126.29	(34)
				Int3:	52.46	(1)	I3-I4:	32.44	(6)	0.00				
				Int4:	1:24.90	(2)	I4-I5:	14.93	(20)	0.18				
				Int5:	1:39.83	(3)	I5-Fin:	17.75	(33)	0.40				
				Fin:	1:57.58	(5)				0.52	14.46	Avg.:	100.12	
6	15	THEAUX Adrien	FRA	Int1:	11.35	(11)	I1-I2:	20.33	(8)	0.17		Sp1:	117.33	(14)
				Int2:	31.68	(7)	I2-I3:	21.40	(5)	0.41		Sp2:	128.09	(11)
				Int3:	53.08	(4)	I3-I4:	32.12	(2)	0.62				
				Int4:	1:25.20	(4)	I4-I5:	14.81	(12)	0.48				
				Int5:	1:40.01	(5)	I5-Fin:	17.76	(35)	0.58				
				Fin:	1:57.77	(6)				0.71	19.71	Avg.:	99.96	
7	53	BIESEMEYER Thomas	USA	Int1:	11.44	(22)	I1-I2:	20.46	(16)	0.26		Sp1:	118.93	(4)
				Int2:	31.90	(16)	I2-I3:	21.17	(2)	0.63		Sp2:	126.67	(32)
				Int3:	53.07	(3)	I3-I4:	33.13	(33)	0.61				
				Int4:	1:26.20	(11)	I4-I5:	14.73	(7)	1.48				
				Int5:	1:40.93	(8)	I5-Fin:	17.41	(8)	1.50				
				Fin:	1:58.34	(7)				1.28	35.37	Avg.:	99.48	

PERFORMANCE ANALYSIS 1 TRAINING 1

Number of Competitors: 84

Rank	Bib	Name	Nation	Positions			Partials			Difference		Speed									
				Pos.	Time	Rank	Pos.	Time	Rank	Time	Dist(m)	Pos.	Km/h	Rank							
8	29	ROGER Brice	FRA	Int1: 11.30 (4)	Int2: 31.60 (3)	Int3: 53.14 (8)	I1-I2: 20.30 (6)	I2-I3: 21.54 (9)	I3-I4: 32.86 (16)	I4-I5: 14.88 (15)	I5-Fin: 17.48 (11)	0.12	0.33	0.68	1.28	1.45	1.30	35.92	Sp1: 117.85 (10)	Sp2: 126.20 (36)	Avg.: 99.46
9	19	SVINDAL Aksel Lund	NOR	Int1: 11.48 (31)	Int2: 31.71 (8)	Int3: 53.69 (16)	I1-I2: 20.23 (3)	I2-I3: 21.98 (32)	I3-I4: 32.58 (9)	I4-I5: 14.88 (15)	I5-Fin: 17.47 (10)	0.30	0.44	1.23	1.55	1.72	1.56	43.00	Sp1: 118.62 (6)	Sp2: 129.42 (4)	Avg.: 99.24
10	18	CLAREY Johan	FRA	Int1: 11.36 (12)	Int2: 31.73 (10)	Int3: 53.33 (10)	I1-I2: 20.37 (10)	I2-I3: 21.60 (11)	I3-I4: 32.63 (12)	I4-I5: 15.04 (30)	I5-Fin: 17.63 (22)	0.18	0.46	0.87	1.24	1.57	1.57	43.28	Sp1: 117.76 (11)	Sp2: 127.92 (14)	Avg.: 99.23
11	8	SANDER Andreas	GER	Int1: 11.33 (8)	Int2: 31.64 (4)	Int3: 53.12 (6)	I1-I2: 20.31 (7)	I2-I3: 21.48 (7)	I3-I4: 33.08 (28)	I4-I5: 14.89 (18)	I5-Fin: 17.58 (18)	0.15	0.37	0.66	1.48	1.66	1.61	44.36	Sp1: 118.90 (5)	Sp2: 124.60 (57)	Avg.: 99.20
12	20	KRIECHMAYR Vincent	AUT	Int1: 11.46 (27)	Int2: 32.17 (31)	Int3: 53.80 (18)	I1-I2: 20.71 (38)	I2-I3: 21.63 (12)	I3-I4: 32.33 (5)	I4-I5: 15.14 (42)	I5-Fin: 17.41 (8)	0.28	0.90	1.34	1.41	1.84	1.62	44.64	Sp1: 117.17 (16)	Sp2: 127.26 (22)	Avg.: 99.19
12	4	KUENG Patrick	SUI	Int1: 11.25 (3)	Int2: 31.86 (15)	Int3: 53.53 (12)	I1-I2: 20.61 (23)	I2-I3: 21.67 (14)	I3-I4: 32.62 (11)	I4-I5: 15.02 (28)	I5-Fin: 17.51 (16)	0.07	0.59	1.07	1.43	1.74	1.62	44.64	Sp1: 117.54 (12)	Sp2: 126.92 (27)	Avg.: 99.19
14	41	RAFFORT Nicolas	FRA	Int1: 11.41 (17)	Int2: 31.80 (12)	Int3: 53.78 (17)	I1-I2: 20.39 (12)	I2-I3: 21.98 (32)	I3-I4: 32.61 (10)	I4-I5: 14.63 (4)	I5-Fin: 17.86 (47)	0.23	0.53	1.32	1.67	1.59	1.82	50.06	Sp1: 112.76 (45)	Sp2: 129.09 (6)	Avg.: 99.02
15	42	CASSE Mattia	ITA	Int1: 11.30 (4)	Int2: 31.92 (17)	Int3: 53.92 (21)	I1-I2: 20.62 (24)	I2-I3: 22.00 (35)	I3-I4: 32.95 (19)	I4-I5: 14.74 (8)	I5-Fin: 17.58 (18)	0.12	0.65	1.46	2.15	2.18	2.13	58.44	Sp1: 113.30 (43)	Sp2: 128.51 (9)	Avg.: 98.77
16	30	GOLDBERG Jared	USA	Int1: 11.40 (15)	Int2: 31.96 (18)	Int3: 53.66 (14)	I1-I2: 20.56 (20)	I2-I3: 21.70 (16)	I3-I4: 33.16 (35)	I4-I5: 15.04 (30)	I5-Fin: 17.34 (6)	0.22	0.69	1.20	2.10	2.43	2.14	58.71	Sp1: 115.67 (26)	Sp2: 126.85 (30)	Avg.: 98.76

PERFORMANCE ANALYSIS 1 TRAINING 1

Number of Competitors: 84

Rank	Bib	Name	Nation	Positions			Partials			Difference		Speed									
				Pos.	Time	Rank	Pos.	Time	Rank	Time	Dist(m)	Pos.	Km/h	Rank							
17	6	GANONG Travis	USA	Int1: 11.54 (43)	Int2: 31.83 (14)	Int3: 53.80 (18)	I1-I2: 20.29 (5)	I2-I3: 21.97 (29)	I3-I4: 32.81 (15)	I4-I5: 15.30 (66)	I5-Fin: 17.33 (5)	0.36	0.56	1.34	1.89	2.48	2.18	59.78	Sp1: 118.41 (7)	Sp2: 127.57 (19)	Avg.: 98.73
18	1	JANSRUD Kjetil	NOR	Int1: 11.30 (4)	Int2: 31.72 (9)	Int3: 53.47 (11)	I1-I2: 20.42 (13)	I2-I3: 21.75 (18)	I3-I4: 33.06 (27)	I4-I5: 15.27 (61)	I5-Fin: 17.65 (25)	0.12	0.45	1.01	1.81	2.37	2.39	65.43	Sp1: 115.86 (24)	Sp2: 122.26 (80)	Avg.: 98.55
19	51	MAPLE Wiley	USA	Int1: 11.66 (57)	Int2: 32.41 (45)	Int3: 54.24 (30)	I1-I2: 20.75 (42)	I2-I3: 21.83 (20)	I3-I4: 32.79 (14)	I4-I5: 15.06 (33)	I5-Fin: 17.37 (7)	0.48	1.14	1.78	2.31	2.66	2.40	65.70	Sp1: 112.69 (46)	Sp2: 127.28 (21)	Avg.: 98.54
20	21	CAVIEZEL Mauro	SUI	Int1: 11.32 (7)	Int2: 32.13 (27)	Int3: 54.34 (34)	I1-I2: 20.81 (45)	I2-I3: 22.21 (50)	I3-I4: 32.56 (8)	I4-I5: 15.01 (27)	I5-Fin: 17.59 (20)	0.14	0.86	1.88	2.18	2.48	2.44	66.77	Sp1: 114.17 (38)	Sp2: 125.71 (47)	Avg.: 98.51
21	5	KILDE Aleksander Aamodt	NOR	Int1: 11.49 (33)	Int2: 32.02 (24)	Int3: 53.68 (15)	I1-I2: 20.53 (19)	I2-I3: 21.66 (13)	I3-I4: 33.10 (31)	I4-I5: 14.95 (24)	I5-Fin: 17.81 (41)	0.31	0.75	1.22	2.06	2.30	2.48	67.84	Sp1: 116.95 (18)	Sp2: 127.07 (23)	Avg.: 98.48
22	22	BENNETT Bryce	USA	Int1: 11.40 (15)	Int2: 32.02 (24)	Int3: 53.97 (26)	I1-I2: 20.62 (24)	I2-I3: 21.95 (28)	I3-I4: 33.09 (30)	I4-I5: 15.04 (30)	I5-Fin: 17.49 (12)	0.22	0.75	1.51	2.34	2.67	2.53	69.18	Sp1: 112.11 (53)	Sp2: 124.27 (62)	Avg.: 98.44
23	57	HEEL Werner	ITA	Int1: 11.50 (35)	Int2: 32.16 (30)	Int3: 53.92 (21)	I1-I2: 20.66 (32)	I2-I3: 21.76 (19)	I3-I4: 32.87 (17)	I4-I5: 15.16 (45)	I5-Fin: 17.81 (41)	0.32	0.89	1.46	2.07	2.52	2.70	73.72	Sp1: 115.62 (27)	Sp2: 127.74 (16)	Avg.: 98.30
24	74	COCHRAN-SIEGLE Ryan	USA	Int1: 11.34 (10)	Int2: 31.97 (19)	Int3: 54.48 (40)	I1-I2: 20.63 (26)	I2-I3: 22.51 (68)	I3-I4: 33.26 (41)	I4-I5: 14.95 (24)	I5-Fin: 17.26 (3)	0.16	0.70	2.02	3.02	3.26	2.89	78.79	Sp1: 112.62 (47)	Sp2: 127.58 (18)	Avg.: 98.14
25	77	ALLEGRE Nils	FRA	Int1: 11.66 (57)	Int2: 32.44 (46)	Int3: 54.52 (45)	I1-I2: 20.78 (43)	I2-I3: 22.08 (42)	I3-I4: 32.72 (13)	I4-I5: 14.88 (15)	I5-Fin: 17.92 (54)	0.48	1.17	2.06	2.52	2.69	2.98	81.18	Sp1: 111.68 (59)	Sp2: 128.96 (7)	Avg.: 98.07

PERFORMANCE ANALYSIS 1 TRAINING 1

Number of Competitors: 84

Rank	Bib	Name	Nation	Positions			Partials			Difference		Speed		
				Pos.	Time	Rank	Pos.	Time	Rank	Time	Dist(m)	Pos.	Km/h	Rank
26	16	BAUMANN Romed	AUT	Int1: 11.50 (35)	Int2: 31.97 (19)	Int3: 53.84 (20)	I1-I2: 20.47 (17)	I2-I3: 21.87 (24)	I3-I4: 33.61 (56)	0.32		Sp1: 119.28 (3)	Sp2: 128.92 (8)	
				Int4: 1:27.45 (32)	Int5: 1:42.24 (26)	Fin: 2:00.06 (26)	I4-I5: 14.79 (10)	I5-Fin: 17.82 (43)				Avg.: 98.05		
27	54	DUERAGER Markus	AUT	Int1: 11.46 (27)	Int2: 31.97 (19)	Int3: 53.96 (25)	I1-I2: 20.51 (18)	I2-I3: 21.99 (34)	I3-I4: 33.48 (52)	0.28		Sp1: 116.16 (23)	Sp2: 128.32 (10)	
				Int4: 1:27.44 (31)	Int5: 1:42.59 (29)	Fin: 2:00.09 (27)	I4-I5: 15.15 (44)	I5-Fin: 17.50 (14)				Avg.: 98.03		
28	35	BERTHOLD Frederic	AUT	Int1: 11.46 (27)	Int2: 32.15 (28)	Int3: 54.16 (29)	I1-I2: 20.69 (35)	I2-I3: 22.01 (39)	I3-I4: 33.26 (41)	0.28		Sp1: 113.71 (41)	Sp2: 129.88 (2)	
				Int4: 1:27.42 (29)	Int5: 1:42.48 (28)	Fin: 2:00.15 (28)	I4-I5: 15.06 (33)	I5-Fin: 17.67 (28)				Avg.: 97.98		
29	40	SCHMID Manuel	GER	Int1: 11.66 (57)	Int2: 32.31 (35)	Int3: 54.70 (49)	I1-I2: 20.65 (30)	I2-I3: 22.39 (63)	I3-I4: 33.19 (37)	0.48		Sp1: 113.73 (40)	Sp2: 127.82 (15)	
				Int4: 1:27.89 (45)	Int5: 1:42.74 (39)	Fin: 2:00.23 (29)	I4-I5: 14.85 (14)	I5-Fin: 17.49 (12)				Avg.: 97.91		
30	28	MUZATON Maxence	FRA	Int1: 11.58 (51)	Int2: 32.27 (34)	Int3: 54.12 (28)	I1-I2: 20.69 (35)	I2-I3: 21.85 (21)	I3-I4: 32.96 (21)	0.40		Sp1: 116.53 (22)	Sp2: 122.90 (77)	
				Int4: 1:27.08 (25)	Int5: 1:42.22 (25)	Fin: 2:00.32 (30)	I4-I5: 15.14 (42)	I5-Fin: 18.10 (69)				Avg.: 97.84		
31	38	DANKLMAIER Daniel	AUT	Int1: 11.55 (48)	Int2: 32.00 (23)	Int3: 53.92 (21)	I1-I2: 20.45 (14)	I2-I3: 21.92 (26)	I3-I4: 33.56 (55)	0.37		Sp1: 115.71 (25)	Sp2: 125.85 (42)	
				Int4: 1:27.48 (33)	Int5: 1:42.69 (36)	Fin: 2:00.40 (31)	I4-I5: 15.21 (53)	I5-Fin: 17.71 (30)				Avg.: 97.77		
31	14	OSBORNE-PARADIS Manuel	CAN	Int1: 11.74 (68)	Int2: 32.37 (38)	Int3: 54.37 (35)	I1-I2: 20.63 (26)	I2-I3: 22.00 (35)	I3-I4: 33.50 (54)	0.56		Sp1: 114.17 (38)	Sp2: 123.12 (76)	
				Int4: 1:27.87 (44)	Int5: 1:42.66 (35)	Fin: 2:00.40 (31)	I4-I5: 14.79 (10)	I5-Fin: 17.74 (31)				Avg.: 97.77		
33	2	KLINE Bostjan	SLO	Int1: 11.42 (19)	Int2: 32.69 (63)	Int3: 54.57 (47)	I1-I2: 21.27 (72)	I2-I3: 21.88 (25)	I3-I4: 33.25 (39)	0.24		Sp1: 110.66 (68)	Sp2: 125.95 (41)	
				Int4: 1:27.82 (43)	Int5: 1:42.64 (31)	Fin: 2:00.43 (33)	I4-I5: 14.82 (13)	I5-Fin: 17.79 (39)				Avg.: 97.75		
34	26	WALDER Christian	AUT	Int1: 11.44 (22)	Int2: 32.15 (28)	Int3: 53.59 (13)	I1-I2: 20.71 (38)	I2-I3: 21.44 (6)	I3-I4: 33.48 (52)	0.26		Sp1: 118.11 (9)	Sp2: 125.15 (52)	
				Int4: 1:27.07 (24)	Int5: 1:42.29 (27)	Fin: 2:00.44 (34)	I4-I5: 15.22 (56)	I5-Fin: 18.15 (70)				Avg.: 97.74		

PERFORMANCE ANALYSIS 1 TRAINING 1

Number of Competitors: 84

Rank	Bib	Name	Nation	Positions			Partials			Difference		Speed		
				Pos.	Time	Rank	Pos.	Time	Rank	Time	Dist(m)	Pos.	Km/h	Rank
35	52	SCHWAIGER Dominik	GER	Int1:	11.53	(39)	I1-I2:	21.14	(68)	0.35		Sp1:	115.20	(31)
				Int2:	32.67	(62)	I2-I3:	22.21	(50)	1.40		Sp2:	126.45	(33)
				Int3:	54.88	(58)	I3-I4:	33.01	(25)	2.42				
				Int4:	1:27.89	(45)	I4-I5:	14.98	(26)	3.17				
				Int5:	1:42.87	(43)	I5-Fin:	17.64	(24)	3.44				
				Fin:	2:00.51	(35)				3.45	93.61	Avg.:	97.68	
36	61	MONSEN Felix	SWE	Int1:	11.53	(39)	I1-I2:	21.06	(60)	0.35		Sp1:	111.16	(63)
				Int2:	32.59	(56)	I2-I3:	21.73	(17)	1.32		Sp2:	126.13	(38)
				Int3:	54.32	(32)	I3-I4:	33.10	(31)	1.86				
				Int4:	1:27.42	(29)	I4-I5:	15.22	(56)	2.70				
				Int5:	1:42.64	(31)	I5-Fin:	17.92	(54)	3.21				
				Fin:	2:00.56	(36)				3.50	94.93	Avg.:	97.64	
37	90	HOERL Christopher	MDA	Int1:	11.45	(25)	I1-I2:	20.37	(10)	0.27		Sp1:	114.43	(35)
				Int2:	31.82	(13)	I2-I3:	22.62	(69)	0.55		Sp2:	129.30	(5)
				Int3:	54.44	(38)	I3-I4:	32.94	(18)	1.98				
				Int4:	1:27.38	(27)	I4-I5:	15.27	(61)	2.66				
				Int5:	1:42.65	(33)	I5-Fin:	17.93	(56)	3.22				
				Fin:	2:00.58	(37)				3.52	95.46	Avg.:	97.63	
38	44	NEUMAYER Christopher	AUT	Int1:	11.57	(50)	I1-I2:	20.95	(54)	0.39		Sp1:	109.94	(71)
				Int2:	32.52	(51)	I2-I3:	21.97	(29)	1.25		Sp2:	125.67	(49)
				Int3:	54.49	(41)	I3-I4:	33.18	(36)	2.03				
				Int4:	1:27.67	(38)	I4-I5:	15.19	(49)	2.95				
				Int5:	1:42.86	(42)	I5-Fin:	17.74	(31)	3.43				
				Fin:	2:00.60	(38)				3.54	95.99	Avg.:	97.61	
38	25	FERSTL Josef	GER	Int1:	11.54	(43)	I1-I2:	20.58	(21)	0.36		Sp1:	115.41	(29)
				Int2:	32.12	(26)	I2-I3:	22.64	(70)	0.85		Sp2:	126.91	(28)
				Int3:	54.76	(51)	I3-I4:	33.85	(66)	2.30				
				Int4:	1:28.61	(60)	I4-I5:	14.74	(8)	3.89				
				Int5:	1:43.35	(53)	I5-Fin:	17.25	(2)	3.92				
				Fin:	2:00.60	(38)				3.54	95.99	Avg.:	97.61	
40	31	PINTURALT Alexis	FRA	Int1:	11.48	(31)	I1-I2:	21.11	(64)	0.30		Sp1:	111.91	(57)
				Int2:	32.59	(56)	I2-I3:	22.04	(41)	1.32		Sp2:	123.76	(69)
				Int3:	54.63	(48)	I3-I4:	33.00	(23)	2.17				
				Int4:	1:27.63	(36)	I4-I5:	15.20	(51)	2.91				
				Int5:	1:42.83	(40)	I5-Fin:	17.83	(44)	3.40				
				Fin:	2:00.66	(40)				3.60	97.56	Avg.:	97.56	
41	9	FEUZ Beat	SUI	Int1:	11.52	(38)	I1-I2:	20.69	(35)	0.34		Sp1:	117.52	(13)
				Int2:	32.21	(32)	I2-I3:	22.79	(73)	0.94		Sp2:	125.73	(46)
				Int3:	55.00	(63)	I3-I4:	33.01	(25)	2.54				
				Int4:	1:28.01	(49)	I4-I5:	15.02	(28)	3.29				
				Int5:	1:43.03	(45)	I5-Fin:	17.65	(25)	3.60				
				Fin:	2:00.68	(41)				3.62	98.09	Avg.:	97.55	
42	10	DRESSEN Thomas	GER	Int1:	11.41	(17)	I1-I2:	21.11	(64)	0.23		Sp1:	117.28	(15)
				Int2:	32.52	(51)	I2-I3:	22.32	(57)	1.25		Sp2:	125.80	(44)
				Int3:	54.84	(53)	I3-I4:	32.95	(19)	2.38				
				Int4:	1:27.79	(42)	I4-I5:	15.06	(33)	3.07				
				Int5:	1:42.85	(41)	I5-Fin:	17.86	(47)	3.42				
				Fin:	2:00.71	(42)				3.65	98.88	Avg.:	97.52	
43	58	MARSAGLIA Matteo	ITA	Int1:	11.60	(53)	I1-I2:	20.80	(44)	0.42		Sp1:	112.97	(44)
				Int2:	32.40	(43)	I2-I3:	21.86	(22)	1.13		Sp2:	124.26	(63)
				Int3:	54.26	(31)	I3-I4:	33.25	(39)	1.80				
				Int4:	1:27.51	(34)	I4-I5:	15.21	(53)	2.79				
				Int5:	1:42.72	(38)	I5-Fin:	18.09	(68)	3.29				
				Fin:	2:00.81	(43)				3.75	101.50	Avg.:	97.44	

PERFORMANCE ANALYSIS 1 TRAINING 1

Number of Competitors: 84

Rank	Bib	Name	Nation	Positions			Partials			Difference		Speed		
				Pos.	Time	Rank	Pos.	Time	Rank	Time	Dist(m)	Pos.	Km/h	Rank
44	64	CAZZANIGA Davide	ITA	Int1:	11.64	(54)	I1-I2:	21.24	(71)	0.46		Sp1:	110.23	(69)
				Int2:	32.88	(72)	I2-I3:	22.10	(43)	1.61		Sp2:	124.87	(54)
				Int3:	54.98	(62)	I3-I4:	33.13	(33)	2.52				
				Int4:	1:28.11	(51)	I4-I5:	14.94	(23)	3.39				
				Int5:	1:43.05	(48)	I5-Fin:	17.77	(37)	3.62				
				Fin:	2:00.82	(44)				3.76	101.76	Avg.:	97.43	
44	24	ROULIN Gilles	SUI	Int1:	11.49	(33)	I1-I2:	21.10	(63)	0.31		Sp1:	112.37	(49)
				Int2:	32.59	(56)	I2-I3:	22.30	(56)	1.32		Sp2:	126.89	(29)
				Int3:	54.89	(59)	I3-I4:	33.08	(28)	2.43				
				Int4:	1:27.97	(48)	I4-I5:	15.07	(37)	3.25				
				Int5:	1:43.04	(46)	I5-Fin:	17.78	(38)	3.61				
				Fin:	2:00.82	(44)				3.76	101.76	Avg.:	97.43	
46	39	GISIN Marc	SUI	Int1:	11.53	(39)	I1-I2:	20.83	(46)	0.35		Sp1:	114.21	(37)
				Int2:	32.36	(37)	I2-I3:	22.10	(43)	1.09		Sp2:	126.01	(39)
				Int3:	54.46	(39)	I3-I4:	33.32	(46)	2.00				
				Int4:	1:27.78	(41)	I4-I5:	15.27	(61)	3.06				
				Int5:	1:43.05	(48)	I5-Fin:	17.79	(39)	3.62				
				Fin:	2:00.84	(46)				3.78	102.29	Avg.:	97.42	
47	84	DE ALIPRANDINI Luca	ITA	Int1:	11.54	(43)	I1-I2:	20.67	(33)	0.36		Sp1:	109.76	(74)
				Int2:	32.21	(32)	I2-I3:	22.22	(52)	0.94		Sp2:	125.71	(47)
				Int3:	54.43	(37)	I3-I4:	33.22	(38)	1.97				
				Int4:	1:27.65	(37)	I4-I5:	15.36	(70)	2.93				
				Int5:	1:43.01	(44)	I5-Fin:	17.90	(52)	3.58				
				Fin:	2:00.91	(47)				3.85	104.12	Avg.:	97.36	
48	27	FAYED Guillermo	FRA	Int1:	11.74	(68)	I1-I2:	20.63	(26)	0.56		Sp1:	116.78	(19)
				Int2:	32.37	(38)	I2-I3:	21.57	(10)	1.10		Sp2:	124.85	(55)
				Int3:	53.94	(24)	I3-I4:	33.61	(56)	1.48				
				Int4:	1:27.55	(35)	I4-I5:	15.10	(39)	2.83				
				Int5:	1:42.65	(33)	I5-Fin:	18.29	(73)	3.22				
				Fin:	2:00.94	(48)				3.88	104.91	Avg.:	97.34	
49	48	BUZZI Emanuele	ITA	Int1:	11.66	(57)	I1-I2:	20.92	(52)	0.48		Sp1:	114.55	(34)
				Int2:	32.58	(54)	I2-I3:	22.16	(48)	1.31		Sp2:	124.46	(60)
				Int3:	54.74	(50)	I3-I4:	33.00	(23)	2.28				
				Int4:	1:27.74	(39)	I4-I5:	15.30	(66)	3.02				
				Int5:	1:43.04	(46)	I5-Fin:	17.93	(56)	3.61				
				Fin:	2:00.97	(49)				3.91	105.69	Avg.:	97.31	
50	37	THOMPSON Broderick	CAN	Int1:	11.68	(62)	I1-I2:	20.67	(33)	0.50		Sp1:	115.06	(32)
				Int2:	32.35	(36)	I2-I3:	21.97	(29)	1.08		Sp2:	124.22	(64)
				Int3:	54.32	(32)	I3-I4:	33.61	(56)	1.86				
				Int4:	1:27.93	(47)	I4-I5:	15.19	(49)	3.21				
				Int5:	1:43.12	(50)	I5-Fin:	17.88	(49)	3.69				
				Fin:	2:01.00	(50)				3.94	106.48	Avg.:	97.29	
51	32	CATER Martin	SLO	Int1:	11.45	(25)	I1-I2:	20.92	(52)	0.27		Sp1:	111.15	(64)
				Int2:	32.37	(38)	I2-I3:	22.13	(46)	1.10		Sp2:	123.47	(73)
				Int3:	54.50	(42)	I3-I4:	33.86	(67)	2.04				
				Int4:	1:28.36	(55)	I4-I5:	15.06	(33)	3.64				
				Int5:	1:43.42	(55)	I5-Fin:	17.66	(27)	3.99				
				Fin:	2:01.08	(51)				4.02	108.57	Avg.:	97.22	
52	23	MANI Nils	SUI	Int1:	11.44	(22)	I1-I2:	20.96	(55)	0.26		Sp1:	112.05	(54)
				Int2:	32.40	(43)	I2-I3:	22.15	(47)	1.13		Sp2:	125.98	(40)
				Int3:	54.55	(46)	I3-I4:	33.47	(51)	2.09				
				Int4:	1:28.02	(50)	I4-I5:	15.24	(59)	3.30				
				Int5:	1:43.26	(51)	I5-Fin:	17.84	(46)	3.83				
				Fin:	2:01.10	(52)				4.04	109.09	Avg.:	97.21	

PERFORMANCE ANALYSIS 1 TRAINING 1

Number of Competitors: 84

Rank	Bib	Name	Nation	Positions			Partials			Difference		Speed		
				Pos.	Time	Rank	Pos.	Time	Rank	Time	Dist(m)	Pos.	Km/h	Rank
53	36	GIEZENDANNER Blaise	FRA	Int1:	11.53	(39)	I1-I2:	20.45	(14)	0.35		Sp1:	117.12	(17)
				Int2:	31.98	(22)	I2-I3:	22.00	(35)	0.71		Sp2:	123.29	(74)
				Int3:	53.98	(27)	I3-I4:	33.41	(48)	1.52				
				Int4:	1:27.39	(28)	I4-I5:	15.23	(58)	2.67				
				Int5:	1:42.62	(30)	I5-Fin:	18.57	(80)	3.19				
				Fin:	2:01.19	(53)				4.13	111.44	Avg.:	97.14	
54	88	TONETTI Riccardo	ITA	Int1:	11.86	(74)	I1-I2:	20.65	(30)	0.68		Sp1:	109.15	(76)
				Int2:	32.51	(49)	I2-I3:	22.36	(61)	1.24		Sp2:	124.98	(53)
				Int3:	54.87	(56)	I3-I4:	33.38	(47)	2.41				
				Int4:	1:28.25	(53)	I4-I5:	15.12	(41)	3.53				
				Int5:	1:43.37	(54)	I5-Fin:	17.89	(50)	3.94				
				Fin:	2:01.26	(54)				4.20	113.26	Avg.:	97.08	
55	89	MUFFAT-JEANDET Victor	FRA	Int1:	11.76	(70)	I1-I2:	20.63	(26)	0.58		Sp1:	115.22	(30)
				Int2:	32.39	(41)	I2-I3:	22.48	(67)	1.12		Sp2:	126.18	(37)
				Int3:	54.87	(56)	I3-I4:	33.89	(69)	2.41				
				Int4:	1:28.76	(64)	I4-I5:	14.89	(18)	4.04				
				Int5:	1:43.65	(57)	I5-Fin:	17.76	(35)	4.22				
				Fin:	2:01.41	(55)				4.35	117.16	Avg.:	96.96	
56	46	KRYENBUEHL Urs	SUI	Int1:	11.65	(55)	I1-I2:	21.01	(57)	0.47		Sp1:	112.12	(52)
				Int2:	32.66	(61)	I2-I3:	22.42	(66)	1.39		Sp2:	125.83	(43)
				Int3:	55.08	(64)	I3-I4:	33.61	(56)	2.62				
				Int4:	1:28.69	(61)	I4-I5:	15.18	(48)	3.97				
				Int5:	1:43.87	(62)	I5-Fin:	17.60	(21)	4.44				
				Fin:	2:01.47	(56)				4.41	118.72	Avg.:	96.91	
57	47	HEMETSBERGER Daniel	AUT	Int1:	11.66	(57)	I1-I2:	20.85	(48)	0.48		Sp1:	115.54	(28)
				Int2:	32.51	(49)	I2-I3:	22.00	(35)	1.24		Sp2:	128.04	(12)
				Int3:	54.51	(43)	I3-I4:	34.49	(78)	2.05				
				Int4:	1:29.00	(67)	I4-I5:	14.93	(20)	4.28				
				Int5:	1:43.93	(65)	I5-Fin:	17.55	(17)	4.50				
				Fin:	2:01.48	(57)				4.42	118.98	Avg.:	96.90	
58	63	FAARUP Christoffer	DEN	Int1:	11.42	(19)	I1-I2:	21.08	(61)	0.24		Sp1:	111.80	(58)
				Int2:	32.50	(48)	I2-I3:	22.35	(59)	1.23		Sp2:	126.73	(31)
				Int3:	54.85	(54)	I3-I4:	33.87	(68)	2.39				
				Int4:	1:28.72	(63)	I4-I5:	14.93	(20)	4.00				
				Int5:	1:43.65	(57)	I5-Fin:	17.90	(52)	4.22				
				Fin:	2:01.55	(58)				4.49	120.79	Avg.:	96.85	
59	56	MORSE Sam	USA	Int1:	11.65	(55)	I1-I2:	21.14	(68)	0.47		Sp1:	114.28	(36)
				Int2:	32.79	(70)	I2-I3:	22.12	(45)	1.52		Sp2:	125.66	(50)
				Int3:	54.91	(61)	I3-I4:	33.95	(71)	2.45				
				Int4:	1:28.86	(65)	I4-I5:	15.10	(39)	4.14				
				Int5:	1:43.96	(67)	I5-Fin:	17.70	(29)	4.53				
				Fin:	2:01.66	(59)				4.60	123.64	Avg.:	96.76	
60	43	BARANDUN Gian Luca	SUI	Int1:	11.46	(27)	I1-I2:	22.25	(83)	0.28		Sp1:	110.19	(70)
				Int2:	33.71	(80)	I2-I3:	22.25	(53)	2.44		Sp2:	127.71	(17)
				Int3:	55.96	(76)	I3-I4:	33.26	(41)	3.50				
				Int4:	1:29.22	(72)	I4-I5:	14.72	(6)	4.50				
				Int5:	1:43.94	(66)	I5-Fin:	17.75	(33)	4.51				
				Fin:	2:01.69	(60)				4.63	124.42	Avg.:	96.74	
61	69	ROMAR Andreas	FIN	Int1:	11.70	(63)	I1-I2:	21.05	(59)	0.52		Sp1:	108.89	(77)
				Int2:	32.75	(68)	I2-I3:	22.01	(39)	1.48		Sp2:	124.49	(59)
				Int3:	54.76	(51)	I3-I4:	33.67	(60)	2.30				
				Int4:	1:28.43	(56)	I4-I5:	15.09	(38)	3.71				
				Int5:	1:43.52	(56)	I5-Fin:	18.23	(71)	4.09				
				Fin:	2:01.75	(61)				4.69	125.97	Avg.:	96.69	

PERFORMANCE ANALYSIS 1 TRAINING 1

Number of Competitors: 84

Rank	Bib	Name	Nation	Positions			Partials			Difference		Speed		
				Pos.	Time	Rank	Pos.	Time	Rank	Time	Dist(m)	Pos.	Km/h	Rank
62	45	ROGENTIN Stefan	SUI	Int1:	11.42	(19)	I1-I2:	21.34	(75)	0.24		Sp1:	111.22	(61)
				Int2:	32.76	(69)	I2-I3:	22.37	(62)	1.49		Sp2:	123.80	(68)
				Int3:	55.13	(66)	I3-I4:	33.31	(45)	2.67				
				Int4:	1:28.44	(57)	I4-I5:	15.41	(72)	3.72				
				Int5:	1:43.85	(61)	I5-Fin:	18.02	(62)	4.42				
				Fin:	2:01.87	(62)				4.81	129.06	Avg.:	96.59	
63	75	LAENGST Heiner	GER	Int1:	11.72	(66)	I1-I2:	21.02	(58)	0.54		Sp1:	108.43	(78)
				Int2:	32.74	(66)	I2-I3:	22.39	(63)	1.47		Sp2:	124.58	(58)
				Int3:	55.13	(66)	I3-I4:	33.43	(49)	2.67				
				Int4:	1:28.56	(59)	I4-I5:	15.28	(64)	3.84				
				Int5:	1:43.84	(60)	I5-Fin:	18.05	(65)	4.41				
				Fin:	2:01.89	(63)				4.83	129.58	Avg.:	96.58	
63	50	STRIEDINGER Otmar	AUT	Int1:	11.54	(43)	I1-I2:	21.00	(56)	0.36		Sp1:	112.55	(48)
				Int2:	32.54	(53)	I2-I3:	21.86	(22)	1.27		Sp2:	125.74	(45)
				Int3:	54.40	(36)	I3-I4:	33.77	(64)	1.94				
				Int4:	1:28.17	(52)	I4-I5:	15.17	(46)	3.45				
				Int5:	1:43.34	(52)	I5-Fin:	18.55	(79)	3.91				
				Fin:	2:01.89	(63)				4.83	129.58	Avg.:	96.58	
65	62	THOMSEN Benjamin	CAN	Int1:	11.55	(48)	I1-I2:	21.17	(70)	0.37		Sp1:	109.88	(72)
				Int2:	32.72	(64)	I2-I3:	22.70	(71)	1.45		Sp2:	124.85	(55)
				Int3:	55.42	(71)	I3-I4:	33.29	(44)	2.96				
				Int4:	1:28.71	(62)	I4-I5:	15.17	(46)	3.99				
				Int5:	1:43.88	(63)	I5-Fin:	18.02	(62)	4.45				
				Fin:	2:01.90	(65)				4.84	129.83	Avg.:	96.57	
66	81	DEBELAK Tilen	SLO	Int1:	11.70	(63)	I1-I2:	20.88	(50)	0.52		Sp1:	111.34	(60)
				Int2:	32.58	(54)	I2-I3:	21.93	(27)	1.31		Sp2:	123.83	(67)
				Int3:	54.51	(43)	I3-I4:	34.02	(72)	2.05				
				Int4:	1:28.53	(58)	I4-I5:	15.36	(70)	3.81				
				Int5:	1:43.89	(64)	I5-Fin:	18.03	(64)	4.46				
				Fin:	2:01.92	(66)				4.86	130.35	Avg.:	96.56	
67	11	FRANZ Max	AUT	Int1:	11.70	(63)	I1-I2:	20.89	(51)	0.52		Sp1:	113.65	(42)
				Int2:	32.59	(56)	I2-I3:	22.27	(54)	1.32		Sp2:	122.55	(79)
				Int3:	54.86	(55)	I3-I4:	33.43	(49)	2.40				
				Int4:	1:28.29	(54)	I4-I5:	15.42	(73)	3.57				
				Int5:	1:43.71	(59)	I5-Fin:	18.30	(76)	4.28				
				Fin:	2:02.01	(67)				4.95	132.67	Avg.:	96.48	
68	55	WEBER Ralph	SUI	Int1:	11.54	(43)	I1-I2:	20.85	(48)	0.36		Sp1:	112.05	(54)
				Int2:	32.39	(41)	I2-I3:	22.88	(77)	1.12		Sp2:	126.95	(26)
				Int3:	55.27	(68)	I3-I4:	33.76	(63)	2.81				
				Int4:	1:29.03	(68)	I4-I5:	15.21	(53)	4.31				
				Int5:	1:44.24	(69)	I5-Fin:	17.83	(44)	4.81				
				Fin:	2:02.07	(68)				5.01	134.21	Avg.:	96.44	
69	49	ZRNCIC DIM Natko	CRO	Int1:	11.59	(52)	I1-I2:	21.13	(66)	0.41		Sp1:	112.26	(50)
				Int2:	32.72	(64)	I2-I3:	22.17	(49)	1.45		Sp2:	123.72	(70)
				Int3:	54.89	(59)	I3-I4:	34.15	(74)	2.43				
				Int4:	1:29.04	(69)	I4-I5:	15.20	(51)	4.32				
				Int5:	1:44.24	(69)	I5-Fin:	18.00	(60)	4.81				
				Fin:	2:02.24	(69)				5.18	138.57	Avg.:	96.30	
70	60	BAILET Matthieu	FRA	Int1:	11.50	(35)	I1-I2:	21.13	(66)	0.32		Sp1:	111.02	(66)
				Int2:	32.63	(60)	I2-I3:	22.83	(75)	1.36		Sp2:	117.59	(83)
				Int3:	55.46	(72)	I3-I4:	33.69	(61)	3.00				
				Int4:	1:29.15	(70)	I4-I5:	15.31	(68)	4.43				
				Int5:	1:44.46	(71)	I5-Fin:	17.93	(56)	5.03				
				Fin:	2:02.39	(70)				5.33	142.41	Avg.:	96.18	

PERFORMANCE ANALYSIS 1 TRAINING 1

Number of Competitors: 84

Rank	Bib	Name	Nation	Positions			Partials			Difference		Speed		
				Pos.	Time	Rank	Pos.	Time	Rank	Time	Dist(m)	Pos.	Km/h	Rank
71	73	MURISIER Justin	SUI	Int1:	12.20	(79)	I1-I2:	21.35	(76)	1.02		Sp1:	111.97	(56)
				Int2:	33.55	(78)	I2-I3:	22.33	(58)	2.28		Sp2:	127.05	(24)
				Int3:	55.88	(75)	I3-I4:	32.98	(22)	3.42				
				Int4:	1:28.86	(65)	I4-I5:	15.29	(65)	4.14				
				Int5:	1:44.15	(68)	I5-Fin:	18.34	(77)	4.72				
				Fin:	2:02.49	(71)				5.43	144.96	Avg.:	96.11	
72	79	ZABYSTRAN Jan	CZE	Int1:	12.04	(78)	I1-I2:	21.08	(61)	0.86		Sp1:	109.52	(75)
				Int2:	33.12	(73)	I2-I3:	22.27	(54)	1.85		Sp2:	123.62	(71)
				Int3:	55.39	(70)	I3-I4:	33.80	(65)	2.93				
				Int4:	1:29.19	(71)	I4-I5:	15.50	(75)	4.47				
				Int5:	1:44.69	(72)	I5-Fin:	18.05	(65)	5.26				
				Fin:	2:02.74	(72)				5.68	151.32	Avg.:	95.91	
73	80	SUNDIN Olle	SWE	Int1:	12.03	(77)	I1-I2:	20.71	(38)	0.85		Sp1:	115.02	(33)
				Int2:	32.74	(66)	I2-I3:	22.35	(59)	1.47		Sp2:	123.94	(66)
				Int3:	55.09	(65)	I3-I4:	34.15	(74)	2.63				
				Int4:	1:29.24	(73)	I4-I5:	15.53	(76)	4.52				
				Int5:	1:44.77	(74)	I5-Fin:	17.98	(59)	5.34				
				Fin:	2:02.75	(73)				5.69	151.58	Avg.:	95.90	
74	66	PRAST Alexander	ITA	Int1:	11.82	(73)	I1-I2:	21.54	(77)	0.64		Sp1:	111.15	(64)
				Int2:	33.36	(77)	I2-I3:	22.41	(65)	2.09		Sp2:	126.29	(34)
				Int3:	55.77	(74)	I3-I4:	33.74	(62)	3.31				
				Int4:	1:29.51	(74)	I4-I5:	15.24	(59)	4.79				
				Int5:	1:44.75	(73)	I5-Fin:	18.01	(61)	5.32				
				Fin:	2:02.76	(74)				5.70	151.83	Avg.:	95.89	
75	82	SUGAI Ryo	JPN	Int1:	11.73	(67)	I1-I2:	20.71	(38)	0.55		Sp1:	110.87	(67)
				Int2:	32.44	(46)	I2-I3:	22.85	(76)	1.17		Sp2:	123.50	(72)
				Int3:	55.29	(69)	I3-I4:	34.44	(77)	2.83				
				Int4:	1:29.73	(75)	I4-I5:	15.44	(74)	5.01				
				Int5:	1:45.17	(76)	I5-Fin:	18.27	(72)	5.74				
				Fin:	2:03.44	(75)				6.38	169.01	Avg.:	95.37	
76	68	SCHIEDER Florian	ITA	Int1:	11.98	(76)	I1-I2:	20.84	(47)	0.80		Sp1:	112.26	(50)
				Int2:	32.82	(71)	I2-I3:	22.74	(72)	1.55		Sp2:	127.47	(20)
				Int3:	55.56	(73)	I3-I4:	34.26	(76)	3.10				
				Int4:	1:29.82	(76)	I4-I5:	15.34	(69)	5.10				
				Int5:	1:45.16	(75)	I5-Fin:	18.38	(78)	5.73				
				Fin:	2:03.54	(76)				6.48	171.52	Avg.:	95.29	
77	78	AERNI Luca	SUI	Int1:	11.87	(75)	I1-I2:	21.32	(73)	0.69		Sp1:	109.84	(73)
				Int2:	33.19	(74)	I2-I3:	22.82	(74)	1.92		Sp2:	124.07	(65)
				Int3:	56.01	(77)	I3-I4:	33.90	(70)	3.55				
				Int4:	1:29.91	(77)	I4-I5:	15.82	(79)	5.19				
				Int5:	1:45.73	(77)	I5-Fin:	18.06	(67)	6.30				
				Fin:	2:03.79	(77)				6.73	177.78	Avg.:	95.10	
78	76	DUFFY Drew	USA	Int1:	12.20	(79)	I1-I2:	21.54	(77)	1.02		Sp1:	107.08	(81)
				Int2:	33.74	(81)	I2-I3:	23.16	(80)	2.47		Sp2:	125.54	(51)
				Int3:	56.90	(80)	I3-I4:	34.08	(73)	4.44				
				Int4:	1:30.98	(79)	I4-I5:	15.54	(77)	6.26				
				Int5:	1:46.52	(78)	I5-Fin:	18.29	(73)	7.09				
				Fin:	2:04.81	(78)				7.75	203.05	Avg.:	94.32	
79	71	SZWEBEL Florian	USA	Int1:	11.80	(72)	I1-I2:	21.54	(77)	0.62		Sp1:	111.20	(62)
				Int2:	33.34	(76)	I2-I3:	23.02	(78)	2.07		Sp2:	122.72	(78)
				Int3:	56.36	(78)	I3-I4:	35.04	(81)	3.90				
				Int4:	1:31.40	(80)	I4-I5:	15.58	(78)	6.68				
				Int5:	1:46.98	(80)	I5-Fin:	17.89	(50)	7.55				
				Fin:	2:04.87	(79)				7.81	204.52	Avg.:	94.27	

PERFORMANCE ANALYSIS 1 TRAINING 1

Number of Competitors: 84

Rank	Bib	Name	Nation	Positions			Partials			Difference		Speed		
				Pos.	Time	Rank	Pos.	Time	Rank	Time	Dist(m)	Pos.	Km/h	Rank
80	83	BABICKI Pawel	POL	Int1:	11.76 (70)		I1-I2:	21.55 (80)	0.58		Sp1:	107.01 (83)		
				Int2:	33.31 (75)		I2-I3:	23.06 (79)	2.04		Sp2:	121.32 (82)		
				Int3:	56.37 (79)		I3-I4:	34.56 (79)	3.91					
				Int4:	1:30.93 (78)		I4-I5:	15.89 (80)	6.21					
				Int5:	1:46.82 (79)		I5-Fin:	18.72 (82)	7.39					
				Fin:	2:05.54 (80)				8.48	220.88	Avg.:	93.77		
81	87	FOSS-SOLEVAAG Sebastian	NOR	Int1:	12.58 (83)		I1-I2:	21.83 (81)	1.40		Sp1:	108.34 (79)		
				Int2:	34.41 (82)		I2-I3:	23.30 (81)	3.14		Sp2:	122.19 (81)		
				Int3:	57.71 (82)		I3-I4:	34.83 (80)	5.25					
				Int4:	1:32.54 (81)		I4-I5:	16.05 (81)	7.82					
				Int5:	1:48.59 (81)		I5-Fin:	18.29 (73)	9.16					
				Fin:	2:06.88 (81)				9.82	253.08	Avg.:	92.78		
82	86	DANILOCHKIN Yuri	BLR	Int1:	12.23 (81)		I1-I2:	21.33 (74)	1.05		Sp1:	107.56 (80)		
				Int2:	33.56 (79)		I2-I3:	23.72 (83)	2.29		Sp2:	124.29 (61)		
				Int3:	57.28 (81)		I3-I4:	35.74 (83)	4.82					
				Int4:	1:33.02 (82)		I4-I5:	16.11 (82)	8.30					
				Int5:	1:49.13 (82)		I5-Fin:	18.63 (81)	9.70					
				Fin:	2:07.76 (82)				10.70	273.87	Avg.:	92.14		
83	85	ACHIRILOAIE Ioan Valeriu	ROU	Int1:	12.51 (82)		I1-I2:	21.95 (82)	1.33		Sp1:	106.46 (84)		
				Int2:	34.46 (83)		I2-I3:	24.18 (84)	3.19		Sp2:	123.13 (75)		
				Int3:	58.64 (83)		I3-I4:	35.18 (82)	6.18					
				Int4:	1:33.82 (83)		I4-I5:	16.81 (84)	9.10					
				Int5:	1:50.63 (83)		I5-Fin:	18.72 (82)	11.20					
				Fin:	2:09.35 (83)				12.29	310.69	Avg.:	91.01		
84	72	BERNDT Ondrej	CZE	Int1:	13.90 (84)		I1-I2:	22.35 (84)	2.72		Sp1:	107.08 (81)		
				Int2:	36.25 (84)		I2-I3:	23.41 (82)	4.98		Sp2:	117.17 (84)		
				Int3:	59.66 (84)		I3-I4:	36.21 (84)	7.20					
				Int4:	1:35.87 (84)		I4-I5:	16.47 (83)	11.15					
				Int5:	1:52.34 (84)		I5-Fin:	19.35 (84)	12.91					
				Fin:	2:11.69 (84)				14.63	363.28	Avg.:	89.39		

LEGEND							
Pos	Intermediate or Speed Position	Int1:	Intermediate 1	Int4:	Intermediate 4	Sp2:	Speed Trap 2
Avg.	Average Speed for the race	Int2:	Intermediate 2	Int5:	Intermediate 5	Fin:	Finish
Dist(m)	Distance behind the first	Int3:	Intermediate 3	Sp1:	Speed Trap 1		

26-12-2017 / Bormio (ITA) / 0026

Page 10/10

Data Processing by LONGINES

www.fis-ski.com

LONGINES Timing

Generation Date: TUE 26 DEC 2017

Time: 13:42

Document: 77A 1.0


28/29

DECEMBER 2017

Pure adrenaline since 1985

Audi FIS Ski World Cup

bormio



AUDI FIS SKI WORLD CUP 2017/18

Bormio (ITA)



4th MEN'S DOWNHILL

TUE 26 DEC 2017



PERFORMANCE ANALYSIS 2 TRAINING 1

Number of Competitors: 90

Bib	Name	Nation	Positions			Partials			Difference		Speed															
			Pos.	Time	Rank	Pos.	Time	Rank	Time	Dist(m)	Pos.	Km/h	Rank													
1	JANSRUD Kjetil	NOR	Int1: 11.30 (4)	Int2: 31.72 (9)	Int3: 53.47 (11)	Int4: 1:26.53 (15)	Int5: 1:41.80 (17)	Fin: 1:59.45 (18)	11-12: 20.42 (13)	12-13: 21.75 (18)	13-14: 33.06 (27)	14-15: 15.27 (61)	15-Fin: 17.65 (25)	0.12		0.45	1.01	1.81	2.37	2.39	65.43	Sp1: 115.86 (24)	Sp2: 122.26 (80)	Avg.: 98.55		
2	KLINE Bostjan	SLO	Int1: 11.42 (19)	Int2: 32.69 (63)	Int3: 54.57 (47)	Int4: 1:27.82 (43)	Int5: 1:42.64 (31)	Fin: 2:00.43 (33)	11-12: 21.27 (74)	12-13: 21.88 (25)	13-14: 33.25 (39)	14-15: 14.82 (13)	15-Fin: 17.79 (39)	0.24		1.42	2.11	3.10	3.21	3.37	91.50	Sp1: 110.66 (69)	Sp2: 125.95 (41)	Avg.: 97.75		
3	FILL Peter	ITA	Int1: 11.33 (8)	Int2: 31.67 (6)	Int3: 52.54 (2)	Int4: 1:24.72 (1)	Int5: 1:39.43 (1)	Fin: 1:57.06 (1)	11-12: 20.34 (9)	12-13: 20.87 (1)	13-14: 32.18 (4)	14-15: 14.71 (5)	15-Fin: 17.63 (22)	0.15		0.40	0.08	0.00	0.00	0.00	0.00	0.00	0.00	Sp1: 116.70 (20)	Sp2: 127.00 (25)	Avg.: 100.56
4	KUENG Patrick	SUI	Int1: 11.25 (3)	Int2: 31.86 (15)	Int3: 53.53 (12)	Int4: 1:26.15 (10)	Int5: 1:41.17 (13)	Fin: 1:58.68 (12)	11-12: 20.61 (23)	12-13: 21.67 (14)	13-14: 32.62 (11)	14-15: 15.02 (28)	15-Fin: 17.51 (16)	0.07		0.59	1.07	1.43	1.74	1.62	44.64	Sp1: 117.54 (12)	Sp2: 126.92 (27)	Avg.: 99.19		
5	KILDE Aleksander Aamodt	NOR	Int1: 11.49 (33)	Int2: 32.02 (24)	Int3: 53.68 (15)	Int4: 1:26.78 (17)	Int5: 1:41.73 (16)	Fin: 1:59.54 (21)	11-12: 20.53 (19)	12-13: 21.66 (13)	13-14: 33.10 (31)	14-15: 14.95 (24)	15-Fin: 17.81 (41)	0.31		0.75	1.22	2.06	2.30	2.48	67.84	Sp1: 116.95 (18)	Sp2: 127.07 (23)	Avg.: 98.48		
6	GANONG Travis	USA	Int1: 11.54 (43)	Int2: 31.83 (14)	Int3: 53.80 (18)	Int4: 1:26.61 (16)	Int5: 1:41.91 (19)	Fin: 1:59.24 (17)	11-12: 20.29 (5)	12-13: 21.97 (29)	13-14: 32.81 (15)	14-15: 15.30 (66)	15-Fin: 17.33 (5)	0.36		0.56	1.34	1.89	2.48	2.18	59.78	Sp1: 118.41 (7)	Sp2: 127.57 (19)	Avg.: 98.73		
7	PARIS Dominik	ITA	Int1: 11.24 (2)	Int2: 31.27 (1)	Int3: 52.46 (1)	Int4: 1:24.90 (2)	Int5: 1:39.83 (3)	Fin: 1:57.58 (5)	11-12: 20.03 (1)	12-13: 21.19 (3)	13-14: 32.44 (6)	14-15: 14.93 (20)	15-Fin: 17.75 (33)	0.06		0.00	0.00	0.18	0.40	0.52	14.46	Sp1: 120.20 (2)	Sp2: 126.29 (34)	Avg.: 100.12		

PERFORMANCE ANALYSIS 2 TRAINING 1

Number of Competitors: 90

Bib	Name	Nation	Positions			Partials			Difference		Speed		
			Pos.	Time	Rank	Pos.	Time	Rank	Time	Dist(m)	Pos.	Km/h	Rank
8	SANDER Andreas	GER	Int1:	11.33	(8)	I1-I2:	20.31	(7)	0.15		Sp1:	118.90	(5)
			Int2:	31.64	(4)	I2-I3:	21.48	(7)	0.37		Sp2:	124.60	(57)
			Int3:	53.12	(6)	I3-I4:	33.08	(28)	0.66				
			Int4:	1:26.20	(11)	I4-I5:	14.89	(18)	1.48				
			Int5:	1:41.09	(11)	I5-Fin:	17.58	(18)	1.66				
			Fin:	1:58.67	(11)				1.61	44.36	Avg.:	99.20	
9	FEUZ Beat	SUI	Int1:	11.52	(38)	I1-I2:	20.69	(35)	0.34		Sp1:	117.52	(13)
			Int2:	32.21	(32)	I2-I3:	22.79	(74)	0.94		Sp2:	125.73	(46)
			Int3:	55.00	(63)	I3-I4:	33.01	(25)	2.54				
			Int4:	1:28.01	(49)	I4-I5:	15.02	(28)	3.29				
			Int5:	1:43.03	(45)	I5-Fin:	17.65	(25)	3.60				
			Fin:	2:00.68	(41)				3.62	98.09	Avg.:	97.55	
10	DRESSEN Thomas	GER	Int1:	11.41	(17)	I1-I2:	21.11	(64)	0.23		Sp1:	117.28	(15)
			Int2:	32.52	(51)	I2-I3:	22.32	(57)	1.25		Sp2:	125.80	(44)
			Int3:	54.84	(53)	I3-I4:	32.95	(19)	2.38				
			Int4:	1:27.79	(42)	I4-I5:	15.06	(33)	3.07				
			Int5:	1:42.85	(41)	I5-Fin:	17.86	(47)	3.42				
			Fin:	2:00.71	(42)				3.65	98.88	Avg.:	97.52	
11	FRANZ Max	AUT	Int1:	11.70	(64)	I1-I2:	20.89	(51)	0.52		Sp1:	113.65	(42)
			Int2:	32.59	(56)	I2-I3:	22.27	(54)	1.32		Sp2:	122.55	(79)
			Int3:	54.86	(55)	I3-I4:	33.43	(49)	2.40				
			Int4:	1:28.29	(54)	I4-I5:	15.42	(73)	3.57				
			Int5:	1:43.71	(59)	I5-Fin:	18.30	(76)	4.28				
			Fin:	2:02.01	(67)				4.95	132.67	Avg.:	96.48	
12	INNERHOFER Christof	ITA	Int1:	11.18	(1)	I1-I2:	20.58	(21)	0.00		Sp1:	118.33	(8)
			Int2:	31.76	(11)	I2-I3:	21.32	(4)	0.49		Sp2:	129.69	(3)
			Int3:	53.08	(4)	I3-I4:	32.08	(1)	0.62				
			Int4:	1:25.16	(3)	I4-I5:	14.48	(1)	0.44				
			Int5:	1:39.64	(2)	I5-Fin:	17.50	(14)	0.21				
			Fin:	1:57.14	(2)				0.08	2.23	Avg.:	100.50	
13	MAYER Matthias	AUT	Int1:	11.39	(14)	I1-I2:	20.18	(2)	0.21		Sp1:	116.54	(21)
			Int2:	31.57	(2)	I2-I3:	21.68	(15)	0.30		Sp2:	127.98	(13)
			Int3:	53.25	(9)	I3-I4:	32.15	(3)	0.79				
			Int4:	1:25.40	(5)	I4-I5:	14.55	(3)	0.68				
			Int5:	1:39.95	(4)	I5-Fin:	17.29	(4)	0.52				
			Fin:	1:57.24	(3)				0.18	5.02	Avg.:	100.41	
14	OSBORNE-PARADIS Manuel	CAN	Int1:	11.74	(69)	I1-I2:	20.63	(26)	0.56		Sp1:	114.17	(38)
			Int2:	32.37	(38)	I2-I3:	22.00	(35)	1.10		Sp2:	123.12	(76)
			Int3:	54.37	(35)	I3-I4:	33.50	(54)	1.91				
			Int4:	1:27.87	(44)	I4-I5:	14.79	(10)	3.15				
			Int5:	1:42.66	(35)	I5-Fin:	17.74	(31)	3.23				
			Fin:	2:00.40	(31)				3.34	90.71	Avg.:	97.77	
15	THEAUX Adrien	FRA	Int1:	11.35	(11)	I1-I2:	20.33	(8)	0.17		Sp1:	117.33	(14)
			Int2:	31.68	(7)	I2-I3:	21.40	(5)	0.41		Sp2:	128.09	(11)
			Int3:	53.08	(4)	I3-I4:	32.12	(2)	0.62				
			Int4:	1:25.20	(4)	I4-I5:	14.81	(12)	0.48				
			Int5:	1:40.01	(5)	I5-Fin:	17.76	(35)	0.58				
			Fin:	1:57.77	(6)				0.71	19.71	Avg.:	99.96	
16	BAUMANN Romed	AUT	Int1:	11.50	(35)	I1-I2:	20.47	(17)	0.32		Sp1:	119.28	(3)
			Int2:	31.97	(19)	I2-I3:	21.87	(24)	0.70		Sp2:	128.92	(8)
			Int3:	53.84	(20)	I3-I4:	33.61	(56)	1.38				
			Int4:	1:27.45	(32)	I4-I5:	14.79	(10)	2.73				
			Int5:	1:42.24	(26)	I5-Fin:	17.82	(43)	2.81				
			Fin:	2:00.06	(26)				3.00	81.71	Avg.:	98.05	

PERFORMANCE ANALYSIS 2 TRAINING 1

Number of Competitors: 90

Bib	Name	Nation	Positions			Partials			Difference		Speed		
			Pos.	Time	Rank	Pos.	Time	Rank	Time	Dist(m)	Pos.	Km/h	Rank
17	REICHELTH Hannes	AUT	Int1:	11.38	(13)	I1-I2:	20.27	(4)	0.20		Sp1:	120.52	(1)
			Int2:	31.65	(5)	I2-I3:	21.48	(7)	0.38		Sp2:	130.57	(1)
			Int3:	53.13	(7)	I3-I4:	32.52	(7)	0.67				
			Int4:	1:25.65	(6)	I4-I5:	14.52	(2)	0.93				
			Int5:	1:40.17	(6)	I5-Fin:	17.24	(1)	0.74				
			Fin:	1:57.41	(4)				0.35	9.75	Avg.:	100.26	
18	CLAREY Johan	FRA	Int1:	11.36	(12)	I1-I2:	20.37	(10)	0.18		Sp1:	117.76	(11)
			Int2:	31.73	(10)	I2-I3:	21.60	(11)	0.46		Sp2:	127.92	(14)
			Int3:	53.33	(10)	I3-I4:	32.63	(12)	0.87				
			Int4:	1:25.96	(7)	I4-I5:	15.04	(30)	1.24				
			Int5:	1:41.00	(9)	I5-Fin:	17.63	(22)	1.57				
			Fin:	1:58.63	(10)				1.57	43.28	Avg.:	99.23	
19	SVINDAL Aksel Lund	NOR	Int1:	11.48	(31)	I1-I2:	20.23	(3)	0.30		Sp1:	118.62	(6)
			Int2:	31.71	(8)	I2-I3:	21.98	(32)	0.44		Sp2:	129.42	(4)
			Int3:	53.69	(16)	I3-I4:	32.58	(9)	1.23				
			Int4:	1:26.27	(13)	I4-I5:	14.88	(15)	1.55				
			Int5:	1:41.15	(12)	I5-Fin:	17.47	(10)	1.72				
			Fin:	1:58.62	(9)				1.56	43.00	Avg.:	99.24	
20	KRIECHMAYR Vincent	AUT	Int1:	11.46	(27)	I1-I2:	20.71	(38)	0.28		Sp1:	117.17	(16)
			Int2:	32.17	(31)	I2-I3:	21.63	(12)	0.90		Sp2:	127.26	(22)
			Int3:	53.80	(18)	I3-I4:	32.33	(5)	1.34				
			Int4:	1:26.13	(9)	I4-I5:	15.14	(42)	1.41				
			Int5:	1:41.27	(14)	I5-Fin:	17.41	(8)	1.84				
			Fin:	1:58.68	(12)				1.62	44.64	Avg.:	99.19	
21	CAVIEZEL Mauro	SUI	Int1:	11.32	(7)	I1-I2:	20.81	(45)	0.14		Sp1:	114.17	(38)
			Int2:	32.13	(27)	I2-I3:	22.21	(50)	0.86		Sp2:	125.71	(47)
			Int3:	54.34	(34)	I3-I4:	32.56	(8)	1.88				
			Int4:	1:26.90	(21)	I4-I5:	15.01	(27)	2.18				
			Int5:	1:41.91	(19)	I5-Fin:	17.59	(20)	2.48				
			Fin:	1:59.50	(20)				2.44	66.77	Avg.:	98.51	
22	BENNETT Bryce	USA	Int1:	11.40	(15)	I1-I2:	20.62	(24)	0.22		Sp1:	112.11	(53)
			Int2:	32.02	(24)	I2-I3:	21.95	(28)	0.75		Sp2:	124.27	(62)
			Int3:	53.97	(26)	I3-I4:	33.09	(30)	1.51				
			Int4:	1:27.06	(23)	I4-I5:	15.04	(30)	2.34				
			Int5:	1:42.10	(23)	I5-Fin:	17.49	(12)	2.67				
			Fin:	1:59.59	(22)				2.53	69.18	Avg.:	98.44	
23	MANI Nils	SUI	Int1:	11.44	(22)	I1-I2:	20.96	(55)	0.26		Sp1:	112.05	(54)
			Int2:	32.40	(43)	I2-I3:	22.15	(47)	1.13		Sp2:	125.98	(40)
			Int3:	54.55	(46)	I3-I4:	33.47	(51)	2.09				
			Int4:	1:28.02	(50)	I4-I5:	15.24	(59)	3.30				
			Int5:	1:43.26	(51)	I5-Fin:	17.84	(46)	3.83				
			Fin:	2:01.10	(52)				4.04	109.09	Avg.:	97.21	
24	ROULIN Gilles	SUI	Int1:	11.49	(33)	I1-I2:	21.10	(63)	0.31		Sp1:	112.37	(49)
			Int2:	32.59	(56)	I2-I3:	22.30	(56)	1.32		Sp2:	126.89	(29)
			Int3:	54.89	(59)	I3-I4:	33.08	(28)	2.43				
			Int4:	1:27.97	(48)	I4-I5:	15.07	(37)	3.25				
			Int5:	1:43.04	(46)	I5-Fin:	17.78	(38)	3.61				
			Fin:	2:00.82	(44)				3.76	101.76	Avg.:	97.43	
25	FERSTL Josef	GER	Int1:	11.54	(43)	I1-I2:	20.58	(21)	0.36		Sp1:	115.41	(29)
			Int2:	32.12	(26)	I2-I3:	22.64	(70)	0.85		Sp2:	126.91	(28)
			Int3:	54.76	(51)	I3-I4:	33.85	(66)	2.30				
			Int4:	1:28.61	(60)	I4-I5:	14.74	(8)	3.89				
			Int5:	1:43.35	(53)	I5-Fin:	17.25	(2)	3.92				
			Fin:	2:00.60	(38)				3.54	95.99	Avg.:	97.61	

PERFORMANCE ANALYSIS 2 TRAINING 1

Number of Competitors: 90

Bib	Name	Nation	Positions			Partials			Difference		Speed			
			Pos.	Time	Rank	Pos.	Time	Rank	Time	Dist(m)	Pos.	Km/h	Rank	
26	WALDER Christian	AUT	Int1:	11.44	(22)	11-12:	20.71	(38)	0.26		Sp1:	118.11	(9)	
			Int2:	32.15	(28)	12-13:	21.44	(6)	0.88		Sp2:	125.15	(52)	
			Int3:	53.59	(13)	13-14:	33.48	(52)	1.13					
			Int4:	1:27.07	(24)	14-15:	15.22	(56)	2.35					
			Int5:	1:42.29	(27)	15-Fin:	18.15	(70)	2.86					
			Fin:	2:00.44	(34)				3.38	91.77	Avg.:	97.74		
27	FAYED Guillermo	FRA	Int1:	11.74	(69)	11-12:	20.63	(26)	0.56		Sp1:	116.78	(19)	
			Int2:	32.37	(38)	12-13:	21.57	(10)	1.10		Sp2:	124.85	(55)	
			Int3:	53.94	(24)	13-14:	33.61	(56)	1.48					
			Int4:	1:27.55	(35)	14-15:	15.10	(39)	2.83					
			Int5:	1:42.65	(33)	15-Fin:	18.29	(73)	3.22					
			Fin:	2:00.94	(48)				3.88	104.91	Avg.:	97.34		
28	MUZATON Maxence	FRA	Int1:	11.58	(52)	11-12:	20.69	(35)	0.40		Sp1:	116.53	(22)	
			Int2:	32.27	(34)	12-13:	21.85	(21)	1.00		Sp2:	122.90	(77)	
			Int3:	54.12	(28)	13-14:	32.96	(21)	1.66					
			Int4:	1:27.08	(25)	14-15:	15.14	(42)	2.36					
			Int5:	1:42.22	(25)	15-Fin:	18.10	(69)	2.79					
			Fin:	2:00.32	(30)				3.26	88.60	Avg.:	97.84		
29	ROGER Brice	FRA	Int1:	11.30	(4)	11-12:	20.30	(6)	0.12		Sp1:	117.85	(10)	
			Int2:	31.60	(3)	12-13:	21.54	(9)	0.33		Sp2:	126.20	(36)	
			Int3:	53.14	(8)	13-14:	32.86	(16)	0.68					
			Int4:	1:26.00	(8)	14-15:	14.88	(15)	1.28					
			Int5:	1:40.88	(7)	15-Fin:	17.48	(11)	1.45					
			Fin:	1:58.36	(8)				1.30	35.92	Avg.:	99.46		
30	GOLDBERG Jared	USA	Int1:	11.40	(15)	11-12:	20.56	(20)	0.22		Sp1:	115.67	(26)	
			Int2:	31.96	(18)	12-13:	21.70	(16)	0.69		Sp2:	126.85	(30)	
			Int3:	53.66	(14)	13-14:	33.16	(35)	1.20					
			Int4:	1:26.82	(19)	14-15:	15.04	(30)	2.10					
			Int5:	1:41.86	(18)	15-Fin:	17.34	(6)	2.43					
			Fin:	1:59.20	(16)				2.14	58.71	Avg.:	98.76		
31	PINTURALT Alexis	FRA	Int1:	11.48	(31)	11-12:	21.11	(64)	0.30		Sp1:	111.91	(57)	
			Int2:	32.59	(56)	12-13:	22.04	(41)	1.32		Sp2:	123.76	(69)	
			Int3:	54.63	(48)	13-14:	33.00	(23)	2.17					
			Int4:	1:27.63	(36)	14-15:	15.20	(51)	2.91					
			Int5:	1:42.83	(40)	15-Fin:	17.83	(44)	3.40					
			Fin:	2:00.66	(40)				3.60	97.56	Avg.:	97.56		
32	CATER Martin	SLO	Int1:	11.45	(25)	11-12:	20.92	(52)	0.27		Sp1:	111.15	(65)	
			Int2:	32.37	(38)	12-13:	22.13	(46)	1.10		Sp2:	123.47	(73)	
			Int3:	54.50	(42)	13-14:	33.86	(67)	2.04					
			Int4:	1:28.36	(55)	14-15:	15.06	(33)	3.64					
			Int5:	1:43.42	(55)	15-Fin:	17.66	(27)	3.99					
			Fin:	2:01.08	(51)				4.02	108.57	Avg.:	97.22		
33	KROELL Johannes	AUT	Int1:	11.79	(73)	11-12:			0.61		Sp1:			
			Int2:			12-13:					Sp2:			
			Int3:			13-14:								
			Int4:			14-15:								
			Int5:			15-Fin:								
			Fin:	DNF								Avg.:		
34	KOSI Klemen	SLO	Int1:	11.54	(43)	11-12:	21.23	(72)	0.36		Sp1:	111.87	(58)	
			Int2:	32.77	(70)	12-13:	22.77	(73)	1.50		Sp2:			
			Int3:	55.54	(73)	13-14:			3.08					
			Int4:			14-15:								
			Int5:			15-Fin:								
			Fin:	DNF								Avg.:		

PERFORMANCE ANALYSIS 2 TRAINING 1

Number of Competitors: 90

Bib	Name	Nation	Positions			Partials			Difference		Speed		
			Pos.	Time	Rank	Pos.	Time	Rank	Time	Dist(m)	Pos.	Km/h	Rank
35	BERTHOLD Frederic	AUT	Int1:	11.46	(27)	11-12:	20.69	(35)	0.28		Sp1:	113.71	(41)
			Int2:	32.15	(28)	12-13:	22.01	(39)	0.88		Sp2:	129.88	(2)
			Int3:	54.16	(29)	13-14:	33.26	(41)	1.70				
			Int4:	1:27.42	(29)	14-15:	15.06	(33)	2.70				
			Int5:	1:42.48	(28)	15-Fin:	17.67	(28)	3.05				
			Fin:	2:00.15	(28)				3.09	84.10	Avg.:	97.98	
36	GIEZENDANNER Blaise	FRA	Int1:	11.53	(39)	11-12:	20.45	(14)	0.35		Sp1:	117.12	(17)
			Int2:	31.98	(22)	12-13:	22.00	(35)	0.71		Sp2:	123.29	(74)
			Int3:	53.98	(27)	13-14:	33.41	(48)	1.52				
			Int4:	1:27.39	(28)	14-15:	15.23	(58)	2.67				
			Int5:	1:42.62	(30)	15-Fin:	18.57	(80)	3.19				
			Fin:	2:01.19	(53)				4.13	111.44	Avg.:	97.14	
37	THOMPSON Broderick	CAN	Int1:	11.68	(63)	11-12:	20.67	(33)	0.50		Sp1:	115.06	(32)
			Int2:	32.35	(36)	12-13:	21.97	(29)	1.08		Sp2:	124.22	(64)
			Int3:	54.32	(32)	13-14:	33.61	(56)	1.86				
			Int4:	1:27.93	(47)	14-15:	15.19	(49)	3.21				
			Int5:	1:43.12	(50)	15-Fin:	17.88	(49)	3.69				
			Fin:	2:01.00	(50)				3.94	106.48	Avg.:	97.29	
38	DANKLMAIER Daniel	AUT	Int1:	11.55	(49)	11-12:	20.45	(14)	0.37		Sp1:	115.71	(25)
			Int2:	32.00	(23)	12-13:	21.92	(26)	0.73		Sp2:	125.85	(42)
			Int3:	53.92	(21)	13-14:	33.56	(55)	1.46				
			Int4:	1:27.48	(33)	14-15:	15.21	(53)	2.76				
			Int5:	1:42.69	(36)	15-Fin:	17.71	(30)	3.26				
			Fin:	2:00.40	(31)				3.34	90.71	Avg.:	97.77	
39	GISIN Marc	SUI	Int1:	11.53	(39)	11-12:	20.83	(46)	0.35		Sp1:	114.21	(37)
			Int2:	32.36	(37)	12-13:	22.10	(43)	1.09		Sp2:	126.01	(39)
			Int3:	54.46	(39)	13-14:	33.32	(46)	2.00				
			Int4:	1:27.78	(41)	14-15:	15.27	(61)	3.06				
			Int5:	1:43.05	(48)	15-Fin:	17.79	(39)	3.62				
			Fin:	2:00.84	(46)				3.78	102.29	Avg.:	97.42	
40	SCHMID Manuel	GER	Int1:	11.66	(58)	11-12:	20.65	(30)	0.48		Sp1:	113.73	(40)
			Int2:	32.31	(35)	12-13:	22.39	(63)	1.04		Sp2:	127.82	(15)
			Int3:	54.70	(49)	13-14:	33.19	(37)	2.24				
			Int4:	1:27.89	(45)	14-15:	14.85	(14)	3.17				
			Int5:	1:42.74	(39)	15-Fin:	17.49	(12)	3.31				
			Fin:	2:00.23	(29)				3.17	86.22	Avg.:	97.91	
41	RAFFORT Nicolas	FRA	Int1:	11.41	(17)	11-12:	20.39	(12)	0.23		Sp1:	112.76	(45)
			Int2:	31.80	(12)	12-13:	21.98	(32)	0.53		Sp2:	129.09	(6)
			Int3:	53.78	(17)	13-14:	32.61	(10)	1.32				
			Int4:	1:26.39	(14)	14-15:	14.63	(4)	1.67				
			Int5:	1:41.02	(10)	15-Fin:	17.86	(47)	1.59				
			Fin:	1:58.88	(14)				1.82	50.06	Avg.:	99.02	
42	CASSE Mattia	ITA	Int1:	11.30	(4)	11-12:	20.62	(24)	0.12		Sp1:	113.30	(43)
			Int2:	31.92	(17)	12-13:	22.00	(35)	0.65		Sp2:	128.51	(9)
			Int3:	53.92	(21)	13-14:	32.95	(19)	1.46				
			Int4:	1:26.87	(20)	14-15:	14.74	(8)	2.15				
			Int5:	1:41.61	(15)	15-Fin:	17.58	(18)	2.18				
			Fin:	1:59.19	(15)				2.13	58.44	Avg.:	98.77	
43	BARANDUN Gian Luca	SUI	Int1:	11.46	(27)	11-12:	22.25	(85)	0.28		Sp1:	110.19	(72)
			Int2:	33.71	(82)	12-13:	22.25	(53)	2.44		Sp2:	127.71	(17)
			Int3:	55.96	(77)	13-14:	33.26	(41)	3.50				
			Int4:	1:29.22	(72)	14-15:	14.72	(6)	4.50				
			Int5:	1:43.94	(66)	15-Fin:	17.75	(33)	4.51				
			Fin:	2:01.69	(60)				4.63	124.42	Avg.:	96.74	

PERFORMANCE ANALYSIS 2 TRAINING 1

Number of Competitors: 90

Bib	Name	Nation	Positions			Partials			Difference		Speed		
			Pos.	Time	Rank	Pos.	Time	Rank	Time	Dist(m)	Pos.	Km/h	Rank
44	NEUMAYER Christopher	AUT	Int1:	11.57	(51)	I1-I2:	20.95	(54)	0.39		Sp1:	109.94	(73)
			Int2:	32.52	(51)	I2-I3:	21.97	(29)	1.25		Sp2:	125.67	(49)
			Int3:	54.49	(41)	I3-I4:	33.18	(36)	2.03				
			Int4:	1:27.67	(38)	I4-I5:	15.19	(49)	2.95				
			Int5:	1:42.86	(42)	I5-Fin:	17.74	(31)	3.43				
			Fin:	2:00.60	(38)				3.54	95.99	Avg.:	97.61	
45	ROGENTIN Stefan	SUI	Int1:	11.42	(19)	I1-I2:	21.34	(77)	0.24		Sp1:	111.22	(62)
			Int2:	32.76	(69)	I2-I3:	22.37	(62)	1.49		Sp2:	123.80	(68)
			Int3:	55.13	(66)	I3-I4:	33.31	(45)	2.67				
			Int4:	1:28.44	(57)	I4-I5:	15.41	(72)	3.72				
			Int5:	1:43.85	(61)	I5-Fin:	18.02	(62)	4.42				
			Fin:	2:01.87	(62)				4.81	129.06	Avg.:	96.59	
46	KRYENBUEHL Urs	SUI	Int1:	11.65	(56)	I1-I2:	21.01	(57)	0.47		Sp1:	112.12	(52)
			Int2:	32.66	(61)	I2-I3:	22.42	(66)	1.39		Sp2:	125.83	(43)
			Int3:	55.08	(64)	I3-I4:	33.61	(56)	2.62				
			Int4:	1:28.69	(61)	I4-I5:	15.18	(48)	3.97				
			Int5:	1:43.87	(62)	I5-Fin:	17.60	(21)	4.44				
			Fin:	2:01.47	(56)				4.41	118.72	Avg.:	96.91	
47	HEMETSBERGER Daniel	AUT	Int1:	11.66	(58)	I1-I2:	20.85	(48)	0.48		Sp1:	115.54	(28)
			Int2:	32.51	(49)	I2-I3:	22.00	(35)	1.24		Sp2:	128.04	(12)
			Int3:	54.51	(43)	I3-I4:	34.49	(78)	2.05				
			Int4:	1:29.00	(67)	I4-I5:	14.93	(20)	4.28				
			Int5:	1:43.93	(65)	I5-Fin:	17.55	(17)	4.50				
			Fin:	2:01.48	(57)				4.42	118.98	Avg.:	96.90	
48	BUZZI Emanuele	ITA	Int1:	11.66	(58)	I1-I2:	20.92	(52)	0.48		Sp1:	114.55	(34)
			Int2:	32.58	(54)	I2-I3:	22.16	(48)	1.31		Sp2:	124.46	(60)
			Int3:	54.74	(50)	I3-I4:	33.00	(23)	2.28				
			Int4:	1:27.74	(39)	I4-I5:	15.30	(66)	3.02				
			Int5:	1:43.04	(46)	I5-Fin:	17.93	(56)	3.61				
			Fin:	2:00.97	(49)				3.91	105.69	Avg.:	97.31	
49	ZRNCIC DIM Natko	CRO	Int1:	11.59	(53)	I1-I2:	21.13	(66)	0.41		Sp1:	112.26	(50)
			Int2:	32.72	(64)	I2-I3:	22.17	(49)	1.45		Sp2:	123.72	(70)
			Int3:	54.89	(59)	I3-I4:	34.15	(74)	2.43				
			Int4:	1:29.04	(69)	I4-I5:	15.20	(51)	4.32				
			Int5:	1:44.24	(69)	I5-Fin:	18.00	(60)	4.81				
			Fin:	2:02.24	(69)				5.18	138.57	Avg.:	96.30	
50	STRIEDINGER Otmar	AUT	Int1:	11.54	(43)	I1-I2:	21.00	(56)	0.36		Sp1:	112.55	(48)
			Int2:	32.54	(53)	I2-I3:	21.86	(22)	1.27		Sp2:	125.74	(45)
			Int3:	54.40	(36)	I3-I4:	33.77	(64)	1.94				
			Int4:	1:28.17	(52)	I4-I5:	15.17	(46)	3.45				
			Int5:	1:43.34	(52)	I5-Fin:	18.55	(79)	3.91				
			Fin:	2:01.89	(63)				4.83	129.58	Avg.:	96.58	
51	MAPLE Wiley	USA	Int1:	11.66	(58)	I1-I2:	20.75	(42)	0.48		Sp1:	112.69	(46)
			Int2:	32.41	(45)	I2-I3:	21.83	(20)	1.14		Sp2:	127.28	(21)
			Int3:	54.24	(30)	I3-I4:	32.79	(14)	1.78				
			Int4:	1:27.03	(22)	I4-I5:	15.06	(33)	2.31				
			Int5:	1:42.09	(22)	I5-Fin:	17.37	(7)	2.66				
			Fin:	1:59.46	(19)				2.40	65.70	Avg.:	98.54	
52	SCHWAIGER Dominik	GER	Int1:	11.53	(39)	I1-I2:	21.14	(68)	0.35		Sp1:	115.20	(31)
			Int2:	32.67	(62)	I2-I3:	22.21	(50)	1.40		Sp2:	126.45	(33)
			Int3:	54.88	(58)	I3-I4:	33.01	(25)	2.42				
			Int4:	1:27.89	(45)	I4-I5:	14.98	(26)	3.17				
			Int5:	1:42.87	(43)	I5-Fin:	17.64	(24)	3.44				
			Fin:	2:00.51	(35)				3.45	93.61	Avg.:	97.68	

PERFORMANCE ANALYSIS 2 TRAINING 1

Number of Competitors: 90

Bib	Name	Nation	Positions			Partials			Difference		Speed			
			Pos.	Time	Rank	Pos.	Time	Rank	Time	Dist(m)	Pos.	Km/h	Rank	
53	BIESEMEYER Thomas	USA	Int1:	11.44	(22)	11-12:	20.46	(16)	0.26		Sp1:	118.93	(4)	
			Int2:	31.90	(16)	12-13:	21.17	(2)	0.63		Sp2:	126.67	(32)	
			Int3:	53.07	(3)	13-14:	33.13	(33)	0.61					
			Int4:	1:26.20	(11)	14-15:	14.73	(7)	1.48					
			Int5:	1:40.93	(8)	15-Fin:	17.41	(8)	1.50					
			Fin:	1:58.34	(7)				1.28	35.37	Avg.:	99.48		
54	DUERAGER Markus	AUT	Int1:	11.46	(27)	11-12:	20.51	(18)	0.28		Sp1:	116.16	(23)	
			Int2:	31.97	(19)	12-13:	21.99	(34)	0.70		Sp2:	128.32	(10)	
			Int3:	53.96	(25)	13-14:	33.48	(52)	1.50					
			Int4:	1:27.44	(31)	14-15:	15.15	(44)	2.72					
			Int5:	1:42.59	(29)	15-Fin:	17.50	(14)	3.16					
			Fin:	2:00.09	(27)				3.03	82.51	Avg.:	98.03		
55	WEBER Ralph	SUI	Int1:	11.54	(43)	11-12:	20.85	(48)	0.36		Sp1:	112.05	(54)	
			Int2:	32.39	(41)	12-13:	22.88	(78)	1.12		Sp2:	126.95	(26)	
			Int3:	55.27	(68)	13-14:	33.76	(63)	2.81					
			Int4:	1:29.03	(68)	14-15:	15.21	(53)	4.31					
			Int5:	1:44.24	(69)	15-Fin:	17.83	(44)	4.81					
			Fin:	2:02.07	(68)				5.01	134.21	Avg.:	96.44		
56	MORSE Sam	USA	Int1:	11.65	(56)	11-12:	21.14	(68)	0.47		Sp1:	114.28	(36)	
			Int2:	32.79	(71)	12-13:	22.12	(45)	1.52		Sp2:	125.66	(50)	
			Int3:	54.91	(61)	13-14:	33.95	(71)	2.45					
			Int4:	1:28.86	(65)	14-15:	15.10	(39)	4.14					
			Int5:	1:43.96	(67)	15-Fin:	17.70	(29)	4.53					
			Fin:	2:01.66	(59)				4.60	123.64	Avg.:	96.76		
57	HEEL Werner	ITA	Int1:	11.50	(35)	11-12:	20.66	(32)	0.32		Sp1:	115.62	(27)	
			Int2:	32.16	(30)	12-13:	21.76	(19)	0.89		Sp2:	127.74	(16)	
			Int3:	53.92	(21)	13-14:	32.87	(17)	1.46					
			Int4:	1:26.79	(18)	14-15:	15.16	(45)	2.07					
			Int5:	1:41.95	(21)	15-Fin:	17.81	(41)	2.52					
			Fin:	1:59.76	(23)				2.70	73.72	Avg.:	98.30		
58	MARSAGLIA Matteo	ITA	Int1:	11.60	(54)	11-12:	20.80	(44)	0.42		Sp1:	112.97	(44)	
			Int2:	32.40	(43)	12-13:	21.86	(22)	1.13		Sp2:	124.26	(63)	
			Int3:	54.26	(31)	13-14:	33.25	(39)	1.80					
			Int4:	1:27.51	(34)	14-15:	15.21	(53)	2.79					
			Int5:	1:42.72	(38)	15-Fin:	18.09	(68)	3.29					
			Fin:	2:00.81	(43)				3.75	101.50	Avg.:	97.44		
59	DE VETTORI Matteo	ITA	Int1:	11.95	(79)	11-12:			0.77		Sp1:			
			Int2:			12-13:					Sp2:			
			Int3:			13-14:								
			Int4:			14-15:								
			Int5:			15-Fin:								
			Fin:	DNF								Avg.:		
60	BAILET Matthieu	FRA	Int1:	11.50	(35)	11-12:	21.13	(66)	0.32		Sp1:	111.02	(67)	
			Int2:	32.63	(60)	12-13:	22.83	(76)	1.36		Sp2:	117.59	(83)	
			Int3:	55.46	(72)	13-14:	33.69	(61)	3.00					
			Int4:	1:29.15	(70)	14-15:	15.31	(68)	4.43					
			Int5:	1:44.46	(71)	15-Fin:	17.93	(56)	5.03					
			Fin:	2:02.39	(70)				5.33	142.41	Avg.:	96.18		
61	MONSEN Felix	SWE	Int1:	11.53	(39)	11-12:	21.06	(60)	0.35		Sp1:	111.16	(64)	
			Int2:	32.59	(56)	12-13:	21.73	(17)	1.32		Sp2:	126.13	(38)	
			Int3:	54.32	(32)	13-14:	33.10	(31)	1.86					
			Int4:	1:27.42	(29)	14-15:	15.22	(56)	2.70					
			Int5:	1:42.64	(31)	15-Fin:	17.92	(54)	3.21					
			Fin:	2:00.56	(36)				3.50	94.93	Avg.:	97.64		

PERFORMANCE ANALYSIS 2 TRAINING 1

Number of Competitors: 90

Bib	Name	Nation	Positions			Partials			Difference		Speed												
			Pos.	Time	Rank	Pos.	Time	Rank	Time	Dist(m)	Pos.	Km/h	Rank										
62	THOMSEN Benjamin	CAN	Int1: 11.55 (49)	Int2: 32.72 (64)	Int3: 55.42 (71)	Int4: 1:28.71 (62)	Int5: 1:43.88 (63)	Fin: 2:01.90 (65)	I1-I2: 21.17 (70)	I2-I3: 22.70 (71)	I3-I4: 33.29 (44)	I4-I5: 15.17 (46)	I5-Fin: 18.02 (62)	0.37	1.45	2.96	3.99	4.45	4.84	129.83	Sp1: 109.88 (74)	Sp2: 124.85 (55)	Avg.: 96.57
63	FAARUP Christoffer	DEN	Int1: 11.42 (19)	Int2: 32.50 (48)	Int3: 54.85 (54)	Int4: 1:28.72 (63)	Int5: 1:43.65 (57)	Fin: 2:01.55 (58)	I1-I2: 21.08 (61)	I2-I3: 22.35 (59)	I3-I4: 33.87 (68)	I4-I5: 14.93 (20)	I5-Fin: 17.90 (52)	0.24	1.23	2.39	4.00	4.22	4.49	120.79	Sp1: 111.80 (59)	Sp2: 126.73 (31)	Avg.: 96.85
64	CAZZANIGA Davide	ITA	Int1: 11.64 (55)	Int2: 32.88 (73)	Int3: 54.98 (62)	Int4: 1:28.11 (51)	Int5: 1:43.05 (48)	Fin: 2:00.82 (44)	I1-I2: 21.24 (73)	I2-I3: 22.10 (43)	I3-I4: 33.13 (33)	I4-I5: 14.94 (23)	I5-Fin: 17.77 (37)	0.46	1.61	2.52	3.39	3.62	3.76	101.76	Sp1: 110.23 (71)	Sp2: 124.87 (54)	Avg.: 97.43
65	HROBAT Miha	SLO	Int1: 14.83 (89)	Int2:	Int3:	Int4:	Int5:	Fin: DNF	I1-I2:	I2-I3:	I3-I4:	I4-I5:	I5-Fin:	3.65							Sp1:	Sp2:	Avg.:
66	PRAST Alexander	ITA	Int1: 11.82 (75)	Int2: 33.36 (79)	Int3: 55.77 (75)	Int4: 1:29.51 (74)	Int5: 1:44.75 (73)	Fin: 2:02.76 (74)	I1-I2: 21.54 (79)	I2-I3: 22.41 (65)	I3-I4: 33.74 (62)	I4-I5: 15.24 (59)	I5-Fin: 18.01 (61)	0.64	2.09	3.31	4.79	5.32	5.70	151.83	Sp1: 111.15 (65)	Sp2: 126.29 (34)	Avg.: 95.89
67	VON APPEN Henrik	CHI	Int1: 11.89 (78)	Int2: 33.08 (74)	Int3: 55.97 (78)	Int4:	Int5:	Fin: DNF	I1-I2: 21.19 (71)	I2-I3: 22.89 (79)	I3-I4:	I4-I5:	I5-Fin:	0.71	1.81	3.51					Sp1: 110.27 (70)	Sp2:	Avg.:
68	SCHIEDER Florian	ITA	Int1: 11.98 (80)	Int2: 32.82 (72)	Int3: 55.56 (74)	Int4: 1:29.82 (76)	Int5: 1:45.16 (75)	Fin: 2:03.54 (76)	I1-I2: 20.84 (47)	I2-I3: 22.74 (72)	I3-I4: 34.26 (76)	I4-I5: 15.34 (69)	I5-Fin: 18.38 (78)	0.80	1.55	3.10	5.10	5.73	6.48	171.52	Sp1: 112.26 (50)	Sp2: 127.47 (20)	Avg.: 95.29
69	ROMAR Andreas	FIN	Int1: 11.70 (64)	Int2: 32.75 (68)	Int3: 54.76 (51)	Int4: 1:28.43 (56)	Int5: 1:43.52 (56)	Fin: 2:01.75 (61)	I1-I2: 21.05 (59)	I2-I3: 22.01 (39)	I3-I4: 33.67 (60)	I4-I5: 15.09 (38)	I5-Fin: 18.23 (71)	0.52	1.48	2.30	3.71	4.09	4.69	125.97	Sp1: 108.89 (79)	Sp2: 124.49 (59)	Avg.: 96.69
70	OLIVERAS Marc	AND	Int1:	Int2:	Int3:	Int4:	Int5:	Fin: DNS	I1-I2:	I2-I3:	I3-I4:	I4-I5:	I5-Fin:								Sp1:	Sp2:	Avg.:

PERFORMANCE ANALYSIS 2 TRAINING 1

Number of Competitors: 90

Bib	Name	Nation	Positions			Partials			Difference		Speed		
			Pos.	Time	Rank	Pos.	Time	Rank	Time	Dist(m)	Pos.	Km/h	Rank
71	SZWEBEL Florian	USA	Int1:	11.80	(74)	11-12:	21.54	(79)	0.62		Sp1:	111.20	(63)
			Int2:	33.34	(78)	12-13:	23.02	(80)	2.07		Sp2:	122.72	(78)
			Int3:	56.36	(80)	13-14:	35.04	(81)	3.90				
			Int4:	1:31.40	(80)	14-15:	15.58	(78)	6.68				
			Int5:	1:46.98	(80)	15-Fin:	17.89	(50)	7.55				
			Fin:	2:04.87	(79)				7.81	204.52	Avg.:	94.27	
72	BERNDT Ondrej	CZE	Int1:	13.90	(88)	11-12:	22.35	(86)	2.72		Sp1:	107.08	(83)
			Int2:	36.25	(86)	12-13:	23.41	(84)	4.98		Sp2:	117.17	(84)
			Int3:	59.66	(86)	13-14:	36.21	(84)	7.20				
			Int4:	1:35.87	(84)	14-15:	16.47	(83)	11.15				
			Int5:	1:52.34	(84)	15-Fin:	19.35	(84)	12.91				
			Fin:	2:11.69	(84)				14.63	363.28	Avg.:	89.39	
73	MURISIER Justin	SUI	Int1:	12.20	(83)	11-12:	21.35	(78)	1.02		Sp1:	111.97	(56)
			Int2:	33.55	(80)	12-13:	22.33	(58)	2.28		Sp2:	127.05	(24)
			Int3:	55.88	(76)	13-14:	32.98	(22)	3.42				
			Int4:	1:28.86	(65)	14-15:	15.29	(65)	4.14				
			Int5:	1:44.15	(68)	15-Fin:	18.34	(77)	4.72				
			Fin:	2:02.49	(71)				5.43	144.96	Avg.:	96.11	
74	COCHRAN-SIEGLE Ryan	USA	Int1:	11.34	(10)	11-12:	20.63	(26)	0.16		Sp1:	112.62	(47)
			Int2:	31.97	(19)	12-13:	22.51	(68)	0.70		Sp2:	127.58	(18)
			Int3:	54.48	(40)	13-14:	33.26	(41)	2.02				
			Int4:	1:27.74	(39)	14-15:	14.95	(24)	3.02				
			Int5:	1:42.69	(36)	15-Fin:	17.26	(3)	3.26				
			Fin:	1:59.95	(24)				2.89	78.79	Avg.:	98.14	
75	LAENGST Heiner	GER	Int1:	11.72	(67)	11-12:	21.02	(58)	0.54		Sp1:	108.43	(80)
			Int2:	32.74	(66)	12-13:	22.39	(63)	1.47		Sp2:	124.58	(58)
			Int3:	55.13	(66)	13-14:	33.43	(49)	2.67				
			Int4:	1:28.56	(59)	14-15:	15.28	(64)	3.84				
			Int5:	1:43.84	(60)	15-Fin:	18.05	(65)	4.41				
			Fin:	2:01.89	(63)				4.83	129.58	Avg.:	96.58	
76	DUFFY Drew	USA	Int1:	12.20	(83)	11-12:	21.54	(79)	1.02		Sp1:	107.08	(83)
			Int2:	33.74	(83)	12-13:	23.16	(82)	2.47		Sp2:	125.54	(51)
			Int3:	56.90	(82)	13-14:	34.08	(73)	4.44				
			Int4:	1:30.98	(79)	14-15:	15.54	(77)	6.26				
			Int5:	1:46.52	(78)	15-Fin:	18.29	(73)	7.09				
			Fin:	2:04.81	(78)				7.75	203.05	Avg.:	94.32	
77	ALLEGRE Nils	FRA	Int1:	11.66	(58)	11-12:	20.78	(43)	0.48		Sp1:	111.68	(60)
			Int2:	32.44	(46)	12-13:	22.08	(42)	1.17		Sp2:	128.96	(7)
			Int3:	54.52	(45)	13-14:	32.72	(13)	2.06				
			Int4:	1:27.24	(26)	14-15:	14.88	(15)	2.52				
			Int5:	1:42.12	(24)	15-Fin:	17.92	(54)	2.69				
			Fin:	2:00.04	(25)				2.98	81.18	Avg.:	98.07	
78	AERNI Luca	SUI	Int1:	11.87	(77)	11-12:	21.32	(75)	0.69		Sp1:	109.84	(75)
			Int2:	33.19	(76)	12-13:	22.82	(75)	1.92		Sp2:	124.07	(65)
			Int3:	56.01	(79)	13-14:	33.90	(70)	3.55				
			Int4:	1:29.91	(77)	14-15:	15.82	(79)	5.19				
			Int5:	1:45.73	(77)	15-Fin:	18.06	(67)	6.30				
			Fin:	2:03.79	(77)				6.73	177.78	Avg.:	95.10	
79	ZABYSTRAN Jan	CZE	Int1:	12.04	(82)	11-12:	21.08	(61)	0.86		Sp1:	109.52	(77)
			Int2:	33.12	(75)	12-13:	22.27	(54)	1.85		Sp2:	123.62	(71)
			Int3:	55.39	(70)	13-14:	33.80	(65)	2.93				
			Int4:	1:29.19	(71)	14-15:	15.50	(75)	4.47				
			Int5:	1:44.69	(72)	15-Fin:	18.05	(65)	5.26				
			Fin:	2:02.74	(72)				5.68	151.32	Avg.:	95.91	

PERFORMANCE ANALYSIS 2 TRAINING 1

Number of Competitors: 90

Bib	Name	Nation	Positions			Partials			Difference		Speed		
			Pos.	Time	Rank	Pos.	Time	Rank	Time	Dist(m)	Pos.	Km/h	Rank
80	SUNDIN Olle	SWE	Int1:	12.03	(81)	I1-I2:	20.71	(38)	0.85		Sp1:	115.02	(33)
			Int2:	32.74	(66)	I2-I3:	22.35	(59)	1.47		Sp2:	123.94	(66)
			Int3:	55.09	(65)	I3-I4:	34.15	(74)	2.63				
			Int4:	1:29.24	(73)	I4-I5:	15.53	(76)	4.52				
			Int5:	1:44.77	(74)	I5-Fin:	17.98	(59)	5.34				
			Fin:	2:02.75	(73)				5.69	151.58	Avg.:	95.90	
81	DEBELAK Tilen	SLO	Int1:	11.70	(64)	I1-I2:	20.88	(50)	0.52		Sp1:	111.34	(61)
			Int2:	32.58	(54)	I2-I3:	21.93	(27)	1.31		Sp2:	123.83	(67)
			Int3:	54.51	(43)	I3-I4:	34.02	(72)	2.05				
			Int4:	1:28.53	(58)	I4-I5:	15.36	(70)	3.81				
			Int5:	1:43.89	(64)	I5-Fin:	18.03	(64)	4.46				
			Fin:	2:01.92	(66)				4.86	130.35	Avg.:	96.56	
82	SUGAI Ryo	JPN	Int1:	11.73	(68)	I1-I2:	20.71	(38)	0.55		Sp1:	110.87	(68)
			Int2:	32.44	(46)	I2-I3:	22.85	(77)	1.17		Sp2:	123.50	(72)
			Int3:	55.29	(69)	I3-I4:	34.44	(77)	2.83				
			Int4:	1:29.73	(75)	I4-I5:	15.44	(74)	5.01				
			Int5:	1:45.17	(76)	I5-Fin:	18.27	(72)	5.74				
			Fin:	2:03.44	(75)				6.38	169.01	Avg.:	95.37	
83	BABICKI Pawel	POL	Int1:	11.76	(71)	I1-I2:	21.55	(82)	0.58		Sp1:	107.01	(85)
			Int2:	33.31	(77)	I2-I3:	23.06	(81)	2.04		Sp2:	121.32	(82)
			Int3:	56.37	(81)	I3-I4:	34.56	(79)	3.91				
			Int4:	1:30.93	(78)	I4-I5:	15.89	(80)	6.21				
			Int5:	1:46.82	(79)	I5-Fin:	18.72	(82)	7.39				
			Fin:	2:05.54	(80)				8.48	220.88	Avg.:	93.77	
84	DE ALIPRANDINI Luca	ITA	Int1:	11.54	(43)	I1-I2:	20.67	(33)	0.36		Sp1:	109.76	(76)
			Int2:	32.21	(32)	I2-I3:	22.22	(52)	0.94		Sp2:	125.71	(47)
			Int3:	54.43	(37)	I3-I4:	33.22	(38)	1.97				
			Int4:	1:27.65	(37)	I4-I5:	15.36	(70)	2.93				
			Int5:	1:43.01	(44)	I5-Fin:	17.90	(52)	3.58				
			Fin:	2:00.91	(47)				3.85	104.12	Avg.:	97.36	
85	ACHIRILOAIE Ioan Valeriu	ROU	Int1:	12.51	(86)	I1-I2:	21.95	(84)	1.33		Sp1:	106.46	(86)
			Int2:	34.46	(85)	I2-I3:	24.18	(86)	3.19		Sp2:	123.13	(75)
			Int3:	58.64	(85)	I3-I4:	35.18	(82)	6.18				
			Int4:	1:33.82	(83)	I4-I5:	16.81	(84)	9.10				
			Int5:	1:50.63	(83)	I5-Fin:	18.72	(82)	11.20				
			Fin:	2:09.35	(83)				12.29	310.69	Avg.:	91.01	
86	DANILOCHKIN Yuri	BLR	Int1:	12.23	(85)	I1-I2:	21.33	(76)	1.05		Sp1:	107.56	(82)
			Int2:	33.56	(81)	I2-I3:	23.72	(85)	2.29		Sp2:	124.29	(61)
			Int3:	57.28	(83)	I3-I4:	35.74	(83)	4.82				
			Int4:	1:33.02	(82)	I4-I5:	16.11	(82)	8.30				
			Int5:	1:49.13	(82)	I5-Fin:	18.63	(81)	9.70				
			Fin:	2:07.76	(82)				10.70	273.87	Avg.:	92.14	
87	FOSS-SOLEVAAG Sebastian	NOR	Int1:	12.58	(87)	I1-I2:	21.83	(83)	1.40		Sp1:	108.34	(81)
			Int2:	34.41	(84)	I2-I3:	23.30	(83)	3.14		Sp2:	122.19	(81)
			Int3:	57.71	(84)	I3-I4:	34.83	(80)	5.25				
			Int4:	1:32.54	(81)	I4-I5:	16.05	(81)	7.82				
			Int5:	1:48.59	(81)	I5-Fin:	18.29	(73)	9.16				
			Fin:	2:06.88	(81)				9.82	253.08	Avg.:	92.78	
88	TONETTI Riccardo	ITA	Int1:	11.86	(76)	I1-I2:	20.65	(30)	0.68		Sp1:	109.15	(78)
			Int2:	32.51	(49)	I2-I3:	22.36	(61)	1.24		Sp2:	124.98	(53)
			Int3:	54.87	(56)	I3-I4:	33.38	(47)	2.41				
			Int4:	1:28.25	(53)	I4-I5:	15.12	(41)	3.53				
			Int5:	1:43.37	(54)	I5-Fin:	17.89	(50)	3.94				
			Fin:	2:01.26	(54)				4.20	113.26	Avg.:	97.08	

PERFORMANCE ANALYSIS 2 TRAINING 1

Number of Competitors: 90

Bib	Name	Nation	Positions			Partials			Difference		Speed		
			Pos.	Time	Rank	Pos.	Time	Rank	Time	Dist(m)	Pos.	Km/h	Rank
89	MUFFAT-JEANDET Victor	FRA	Int1:	11.76	(71)	I1-I2:	20.63	(26)	0.58		Sp1:	115.22	(30)
			Int2:	32.39	(41)	I2-I3:	22.48	(67)	1.12		Sp2:	126.18	(37)
			Int3:	54.87	(56)	I3-I4:	33.89	(69)	2.41				
			Int4:	1:28.76	(64)	I4-I5:	14.89	(18)	4.04				
			Int5:	1:43.65	(57)	I5-Fin:	17.76	(35)	4.22				
			Fin:	2:01.41	(55)				4.35	117.16	Avg.:	96.96	
90	HOERL Christopher	MDA	Int1:	11.45	(25)	I1-I2:	20.37	(10)	0.27		Sp1:	114.43	(35)
			Int2:	31.82	(13)	I2-I3:	22.62	(69)	0.55		Sp2:	129.30	(5)
			Int3:	54.44	(38)	I3-I4:	32.94	(18)	1.98				
			Int4:	1:27.38	(27)	I4-I5:	15.27	(61)	2.66				
			Int5:	1:42.65	(33)	I5-Fin:	17.93	(56)	3.22				
			Fin:	2:00.58	(37)				3.52	95.46	Avg.:	97.63	

LEGEND

Pos	Intermediate or Speed Position	Int2:	Intermediate 2	Int5:	Intermediate 5	Sp2:	Speed Trap 2
Avg.	Average Speed for the race	Int3:	Intermediate 3	DNF:	Did Not Finish	DNS:	Did Not Start
Dist(m)	Distance behind the first	Int4:	Intermediate 4	Sp1:	Speed Trap 1	Fin:	Finish
Int1:	Intermediate 1						