

# 28/29

DECEMBER 2017

Pure adrenaline since 1985

## Audi FIS Ski World Cup

# bormio



### AUDI FIS SKI WORLD CUP 2017/18

### Bormio (ITA)



1st MEN'S ALPINE COMBINED

## ALPHABETICAL LIST OF COMPETITORS

Number of Competitors: 51, Number of NSA: 17

NSA	FIS Code	Name	FIS Points (28th of December 2017 - List 8)							
			DH	SL	GS	SG	AC			
<b>AUT</b> (7)	51215	<b>BAUMANN Romed</b>	4.87 (20)	411.20 (5240)	37.38 (742)	18.13 (126)	4.17 (11)			
	53968	<b>BERTHOLD Frederic</b>	8.29 (41)	99.14 (2752)	69.84 (1973)	13.97 (80)	4.34 (14)			
	54157	<b>DANKLMAIER Daniel</b>	9.47 (48)	332.28 (5115)	30.88 (525)	15.87 (102)	17.49 (42)			
	53980	<b>KRIECHMAYR Vincent</b>	4.24 (13)	145.11 (3816)	34.55 (640)	2.73 (5)	4.17 (11)			
	53902	<b>MAYER Matthias</b>	2.75 (6)	306.80 (5052)	32.49 (577)	3.61 (10)	21.36 (57)			
	54080	<b>NEUMAYER Christopher</b>	10.58 (59)	294.03 (5005)	18.59 (213)	9.48 (50)	41.49 (191)			
	54009	<b>WALDER Christian</b>	9.05 (46)	649.29 (5406)	26.40 (394)	7.50 (39)	33.83 (134)			
<b>BLR</b> (1)	660021	<b>DANILOCHKIN Yuri</b>	42.02 (256)	41.38 (828)	55.98 (1426)	54.22 (575)	85.26 (517)			
<b>CAN</b> (1)	104096	<b>THOMPSON Broderick</b>	8.97 (45)	37.40 (694)	48.81 (1165)	11.39 (64)	38.50 (171)			
<b>CRO</b> (1)	380292	<b>ZRNCIC DIM Natko</b>	12.71 (69)	15.44 (149)	41.64 (899)	13.06 (76)	5.38 (24)			
<b>CZE</b> (1)	151238	<b>ZABYSTRAN Jan</b>	31.19 (172)	24.45 (326)	30.34 (507)	27.79 (212)	32.36 (117)			
<b>DEN</b> (1)	170131	<b>FAARUP Christoffer</b>	16.56 (94)	53.76 (1257)	24.50 (349)	16.72 (107)	29.67 (101)			
<b>FIN</b> (1)	180570	<b>ROMAR Andreas</b>	19.50 (111)	77.31 (2068)	60.20 (1588)	18.54 (130)	22.63 (59)			
<b>FRA</b> (6)	194858	<b>ALLEGRE Nils</b>	30.21 (165)	46.94 (1024)	19.43 (230)	7.75 (40)	45.51 (221)			
	194298	<b>GIEZENDANNER Blaise</b>	8.50 (42)	378.68 (5191)	57.42 (1488)	5.87 (25)	22.76 (60)			
	193967	<b>MUFFAT-JEANDET Victor</b>	55.59 (351)	5.88 (24)	5.24 (17)	20.11 (143)	4.43 (15)			
	194167	<b>MUZATON Maxence</b>	6.53 (35)	153.77 (3944)	217.97 (4719)	14.02 (82)	3.47 (9)			
	194364	<b>PINTURALT Alexis</b>	46.24 (292)	5.11 (16)	2.82 (2)	5.05 (16)	1.00 (3)			
192746	<b>THEAUX Adrien</b>	3.57 (7)	70.79 (1840)	210.87 (4681)	4.28 (13)	5.69 (26)				
<b>GER</b> (1)	202535	<b>DRESSEN Thomas</b>	4.69 (17)	55.28 (1316)	40.13 (846)	5.63 (22)	5.99 (30)			
<b>ITA</b> (7)	6290985	<b>BUZZI Emanuele</b>	12.71 (69)	126.41 (3440)	14.03 (123)	12.01 (68)	29.27 (97)			
	990116	<b>DE ALIPRANDINI Luca</b>	40.31 (236)	91.35 (2507)	5.02 (15)	18.97 (136)	29.94 (103)			
	292455	<b>FILL Peter</b>	1.13 (4)	318.45 (5081)	95.99 (2798)	3.40 (8)	41.58 (192)			
	293006	<b>INNERHOFER Christof</b>	4.97 (21)	105.00 (2893)	28.70 (455)	4.56 (15)	19.70 (47)			
	291459	<b>PARIS Dominik</b>	1.70 (5)	688.71 (5419)	25.18 (368)	3.03 (6)	4.60 (18)			
	6292181	<b>PRAST Alexander</b>	18.54 (103)	38.42 (734)	22.92 (307)	21.38 (154)	28.41 (92)			
	291318	<b>TONETTI Riccardo</b>	47.76 (302)	10.96 (83)	5.81 (26)	14.72 (90)	27.54 (88)			

1st MEN'S ALPINE COMBINED  
**ALPHABETICAL LIST OF COMPETITORS**

Number of Competitors: 51, Number of NSA: 17

NSA	FIS Code	Name	FIS Points (28th of December 2017 - List 8)				
			DH	SL	GS	SG	AC
<b>JPN</b> (1)	303758	<b>SUGAI Ryo</b>	35.39 (204)	26.72 (377)	42.93 (945)	17.28 (113)	29.42 (99)
<b>NOR</b> (3)	422082	<b>FOSS-SOLEVAAG Sebastian</b>	42.77 (268)	5.18 (17)	67.75 (1885)	39.26 (350)	36.65 (155)
	421483	<b>JANSRUD Kjetil</b>	0.11 (2)	130.73 (3516)	27.37 (422)	0.00 (1)	5.90 (29)
	422139	<b>KILDE Aleksander Aamodt</b>	3.81 (10)	95.18 (2635)	14.00 (122)	1.78 (2)	0.78 (2)
<b>POL</b> (1)	430640	<b>BABICKI Pawel</b>	37.79 (219)	116.04 (3187)	57.45 (1491)	39.70 (356)	56.12 (304)
<b>SLO</b> (4)	561255	<b>CATER Martin</b>	6.33 (34)	43.11 (908)	24.70 (354)	5.90 (27)	4.17 (11)
	561214	<b>DEBELAK Tilen</b>	32.76 (182)	53.72 (1255)	23.37 (317)	13.98 (81)	26.62 (85)
	561216	<b>KLINE Bostjan</b>	4.27 (14)	135.48 (3610)	31.55 (545)	5.16 (17)	35.10 (143)
	561217	<b>KOSI Klemen</b>	7.33 (39)	18.26 (202)	18.08 (203)	6.32 (34)	5.38 (24)
<b>SUI</b> (9)	511983	<b>AERNI Luca</b>	31.06 (171)	4.74 (13)	20.53 (257)	30.34 (231)	1.04 (4)
	512031	<b>BARANDUN Gian Luca</b>	10.18 (56)	106.97 (2932)	32.69 (584)	9.30 (49)	28.96 (95)
	511513	<b>CAVIEZEL Mauro</b>	5.14 (24)	45.54 (980)	25.31 (376)	5.34 (19)	2.00 (6)
	511529	<b>GISIN Marc</b>	9.56 (49)	174.23 (4233)	113.59 (3306)	11.02 (61)	4.86 (20)
	511847	<b>MANI Nils</b>	6.00 (31)	232.25 (4713)	40.94 (876)	15.34 (96)	4.73 (19)
	511896	<b>MURISIER Justin</b>	23.50 (127)	10.56 (75)	4.44 (8)	17.44 (116)	1.48 (5)
	512038	<b>ROGENTIN Stefan</b>	10.90 (61)	63.00 (1568)	11.34 (87)	12.30 (70)	16.44 (40)
	512039	<b>ROULIN Gilles</b>	5.92 (27)	77.57 (2073)	9.89 (68)	6.00 (31)	17.60 (43)
	511981	<b>WEBER Ralph</b>	13.22 (77)	71.54 (1875)	130.59 (3695)	12.81 (73)	20.24 (50)
<b>SWE</b> (1)	501987	<b>MONSEN Felix</b>	15.03 (90)	41.04 (816)	22.48 (295)	13.27 (78)	30.65 (108)
<b>USA</b> (5)	6530104	<b>BENNETT Bryce</b>	5.69 (26)	33.60 (571)	102.81 (3004)	21.01 (151)	4.56 (17)
	6530319	<b>COCHRAN-SIEGLE Ryan</b>	27.05 (148)	28.48 (430)	8.84 (53)	10.35 (59)	5.82 (28)
	6531127	<b>DUFFY Drew</b>	27.74 (153)	22.13 (277)	21.05 (269)	12.01 (68)	24.52 (73)
	934643	<b>GOLDBERG Jared</b>	5.99 (29)	75.33 (2000)	30.41 (513)	9.00 (47)	15.21 (36)
	6531520	<b>MORSE Sam</b>	13.61 (79)	32.98 (548)	22.64 (302)	14.43 (86)	33.56 (133)

<b>LEGEND</b>	<b>DH</b> Downhill	<b>SL</b> Slalom	<b>GS</b> Giant Slalom	<b>SG</b> Super-G	<b>AC</b> Alpine Combined
---------------	--------------------	------------------	------------------------	-------------------	---------------------------

29-12-2017 / Bormio (ITA) / 0030

Page 2/2

Data Processing by LONGINES

www.fis-ski.com

LONGINES Timing

Generation Date: THU 28 DEC 2017

Time: 17:10

Document: 32E 1.0


# 28/29

DECEMBER 2017

Pure adrenaline since 1985

## Audi FIS Ski World Cup

# bormio



### AUDI FIS SKI WORLD CUP 2017/18

### Bormio (ITA)



### 1st MEN'S ALPINE COMBINED DRAW LIST BY POINTS

FRI 29 DEC 2017

Number of Competitors: 51, Number of NSA: 17 Ranked 120 in the FIS List: ROBERTS H. FIS Pts: 32.58

No.	FIS Code	Name	NSA	WCSSL-AC	WCSSL-O	FIS-AC
1	422139	KILDE Aleksander Aamodt	NOR	142 (2)	743 (6)	0.78 (1)
2	194364	PINTURAULT Alexis	FRA	137 (3)	883 (4)	1.00 (2)
3	511983	AERNI Luca	SUI	136 (4)	383 (19)	1.04 (3)
4	511896	MURISIER Justin	SUI	126 (5)	368 (22)	1.48 (4)
5	511513	CAVIEZEL Mauro	SUI	114 (6)	346 (26)	2.00 (5)
6	194167	MUZATON Maxence	FRA	80 (9)	122 (64)	3.47 (6)
7	53980	KRIECHMAYR Vincent	AUT	64 (11)	512 (15)	4.17 (8)
8	51215	BAUMANN Romed	AUT	64 (11)	241 (42)	4.17 (7)
9	561255	CATER Martin	SLO	64 (11)	130 (63)	4.17 (9)
10	53968	BERTHOLD Frederic	AUT	60 (14)	67 (92)	4.34 (10)
11	193967	MUFFAT-JEANDET Victor	FRA	58 (15)	296 (31)	4.43 (11)
12	6530104	BENNETT Bryce	USA	55 (17)	160 (54)	4.56 (12)
13	291459	PARIS Dominik	ITA	54 (18)	736 (7)	4.60 (13)
14	511847	MANI Nils	SUI	51 (19)	73 (88)	4.73 (14)
15	511529	GISIN Marc	SUI	48 (20)	73 (88)	4.86 (15)
16	+500 421483	JANSRUD Kjetil	NOR	24 (29)	983 (3)	5.90 (20)
17	+500 53902	MAYER Matthias	AUT	16 (35)	537 (13)	21.36 (28)
18	+500 292455	FILL Peter	ITA	13 (37)	621 (10)	> 41.58 (48)
19	561217	KOSI Klemen	SLO	36 (24)	39 (105)	5.38 (17)
20	380292	ZRNCIC DIM Natko	CRO	36 (24)	36 (108)	5.38 (16)
21	192746	THEAUX Adrien	FRA	29 (26)	446 (16)	5.69 (18)
22	6530319	COCHRAN-SIEGLE Ryan	USA	26 (28)	48 (100)	5.82 (19)
23	202535	DRESSEN Thomas	GER	22 (30)	269 (39)	5.99 (21)
24	194298	GIEZENDANNER Blaise	FRA	19 (33)	96 (73)	22.76 (30)
25	180570	ROMAR Andreas	FIN	15 (36)	20 (129)	22.63 (29)
26	293006	INNERHOFER Christof	ITA	9 (42)	306 (30)	19.70 (26)
27	54009	WALDER Christian	AUT	7 (47)	78 (86)	> 33.83 (43)
28	561214	DEBELAK Tilen	SLO	5 (48)	5 (173)	26.62 (32)
29	512031	BARANDUN Gian Luca	SUI	3 (49)	25 (120)	28.96 (35)
30	990116	DE ALIPRANDINI Luca	ITA	3 (49)	188 (49)	29.94 (39)
31	934643	GOLDBERG Jared	USA	-	79 (85)	15.21 (22)
32	512038	ROGENTIN Stefan	SUI	-	-	16.44 (23)
33	54157	DANKLMAIER Daniel	AUT	-	4 (177)	17.49 (24)
34	512039	ROULIN Gilles	SUI	-	109 (69)	17.60 (25)
35	511981	WEBER Ralph	SUI	-	24 (123)	20.24 (27)
36	6531127	DUFFY Drew	USA	-	-	24.52 (31)
37	291318	TONETTI Riccardo	ITA	-	78 (86)	27.54 (33)

29-12-2017 / Bormio (ITA) / 0030

Page 1/2

Data Processing by LONGINES

www.fis-ski.com

LONGINES Timing

Generation Date: THU 28 DEC 2017

Time: 17:10

Document: 45A 1.0



**Number of Competitors: 51, Number of NSA: 17    Ranked 120 in the FIS List:    ROBERTS H.    FIS Pts: 32.58**

No.	FIS Code	Name	NSA	WCSL-AC	WCSL-O	FIS-AC
38	6292181	<b>PRAST Alexander</b>	ITA	-	-	28.41 (34)
39	6290985	<b>BUZZI Emanuele</b>	ITA	-	7 (163)	29.27 (36)
40	303758	<b>SUGAI Ryo</b>	JPN	-	-	29.42 (37)
41	170131	<b>FAARUP Christoffer</b>	DEN	-	-	29.67 (38)
42	501987	<b>MONSEN Felix</b>	SWE	-	2 (185)	30.65 (40)
43	151238	<b>ZABYSTRAN Jan</b>	CZE	-	-	32.36 (41)
44	6531520	<b>MORSE Sam</b>	USA	-	-	> 33.56 (42)
45	561216	<b>KLINE Bostjan</b>	SLO	-	272 (38)	> 35.10 (44)
46	422082	<b>FOSS-SOLEVAAG Sebastian</b>	NOR	-	178 (50)	> 36.65 (45)
47	104096	<b>THOMPSON Broderick</b>	CAN	-	16 (140)	> 38.50 (46)
48	54080	<b>NEUMAYER Christopher</b>	AUT	-	-	> 41.49 (47)
49	194858	<b>ALLEGRE Nils</b>	FRA	-	7 (163)	> 45.51 (49)
50	430640	<b>BABICKI Pawel</b>	POL	-	-	> 56.12 (50)
51	660021	<b>DANILOCHKIN Yuri</b>	BLR	-	-	> 85.26 (51)

<b>LEGEND</b>			
<b>+500</b>	More than 500 points on WCSL-O after 15th place or after 30th place	<b>FIS-AC</b>	FIS points for Alpine Combined
<b>WCSL-AC</b>	World Cup Start List points for Alpine Combined	<b>WCSL-O</b>	Overall WCSL points
<b>*</b>	FIS points DH, SG or SL instead FIS SC	<b>No.</b>	Control Number

29-12-2017 / Bormio (ITA) / 0030

Page 2/2

Data Processing by LONGINES

[www.fis-ski.com](http://www.fis-ski.com)

LONGINES Timing

Generation Date: THU 28 DEC 2017

Time: 17:10

Document: 45A 1.0



# 28/29

DECEMBER 2017

Pure adrenaline since 1985

## Audi FIS Ski World Cup

# bormio



### AUDI FIS SKI WORLD CUP 2017/18

### Bormio (ITA)



### 1st MEN'S ALPINE COMBINED - DOWNHILL START LIST

FRI 29 DEC 2017  
Start Time: 11:30

Jury			Technical Data		Downhill	Slalom
<b>TD FIS</b>	Rudolf STOCKER	AUT	<b>Course Name</b>	Stelvio		Stelvio
<b>Referee</b>	Markus WALDNER	FIS	<b>Start Altitude</b>	2160 m		1435 m
<b>Assistant Referee</b>	Hannes TRINKL	FIS	<b>Finish Altitude</b>	1245 m		1245 m
<b>Chief of Race</b>	Omar GALLI	ITA	<b>Vertical Drop</b>	915 m		190 m
			<b>Course Length</b>	2960 m		
			<b>Homologation Number</b>	12284/01/17		9804/11/10

Race Information Downhill			Race Information Slalom		
<b>Course Setter</b>	Hannes TRINKL	FIS	<b>Course Setter</b>	Matteo JORIS	SUI
<b>Number of Gates</b>	37		<b>Number of Gates</b>		
<b>Start Time</b>	11:30		<b>Turning Gates</b>		
<b>Forerunners</b>	A - Mattia CASSE B - Pietro ZAZZI C - Nicolò MOLTENI D - Marco FURLI (R)	ITA ITA ITA ITA	<b>Start Time</b>	15:00	
			<b>Forerunners</b>	A - Federica SOSIO B - Tommaso CANCLINI C - Fabiano CANCLINI	ITA ITA ITA

Number of Competitors: 51, Number of NSA: 17

Bib	FIS Code	Name	Year of Birth	NSA	Time	Ski
1	511513	CAVIEZEL Mauro	1988	SUI		Atomic
2	193967	MUFFAT-JEANDET Victor	1989	FRA		Salomon
3	511896	MURISIER Justin	1992	SUI		Voelkl
4	511847	MANI Nils	1992	SUI		Stoeckli
5	422139	KILDE Aleksander Aamodt	1992	NOR		Head
6	561217	KOSI Klemen	1991	SLO		Atomic
7	194364	PINTURAUULT Alexis	1991	FRA		Head
8	380292	ZRNCIC DIM Natko	1986	CRO		Atomic
9	511983	AERNI Luca	1993	SUI		Salomon
10	291459	PARIS Dominik	1989	ITA		Nordica
11	194167	MUZATON Maxence	1990	FRA		Rossignol
12	292455	FILL Peter	1982	ITA		Atomic
13	561255	CATER Martin	1992	SLO		Stoeckli
14	511529	GISIN Marc	1988	SUI		Rossignol
15	51215	BAUMANN Romed	1986	AUT		Salomon
16	421483	JANSRUD Kjetil	1985	NOR		Head
17	53980	KRIECHMAYR Vincent	1991	AUT		Fischer
18	53902	MAYER Matthias	1990	AUT		Head
19	53968	BERTHOLD Frederic	1991	AUT		Head
20	6530104	BENNETT Bryce	1992	USA		Fischer
21	202535	DRESSEN Thomas	1993	GER		Rossignol

29-12-2017 / Bormio (ITA) / 0030

Page 1/2

Data Processing by LONGINES

www.fis-ski.com

LONGINES Timing

Generation Date: THU 28 DEC 2017

Time: 17:32

Document: 51C 1.0



Number of Competitors: 51, Number of NSA: 17

Bib	FIS Code	Name	Year of Birth	NSA	Time	Ski
22	6530319	COCHRAN-SIEGLE Ryan	1992	USA	_____	Rossignol
23	194298	GIEZENDANNER Blaise	1991	FRA	_____	Head
24	192746	THEAUX Adrien	1984	FRA	_____	Head
25	990116	DE ALIPRANDINI Luca	1990	ITA	_____	Salomon
26	512031	BARANDUN Gian Luca	1994	SUI	_____	Salomon
27	180570	ROMAR Andreas	1989	FIN	_____	Head
28	54009	WALDER Christian	1991	AUT	_____	Head
29	561214	DEBELAK Tilen	1991	SLO	_____	Stoeckli
30	293006	INNERHOFER Christof	1984	ITA	_____	Rossignol
31	934643	GOLDBERG Jared	1991	USA	_____	Head
32	512038	ROGENTIN Stefan	1994	SUI	_____	Stoeckli
33	54157	DANKLMAIER Daniel	1993	AUT	_____	Atomic
34	512039	ROULIN Gilles	1994	SUI	_____	Head
35	511981	WEBER Ralph	1993	SUI	_____	Head
36	6531127	DUFFY Drew	1995	USA	_____	
37	291318	TONETTI Riccardo	1989	ITA	_____	Voelkl
38	6292181	PRAST Alexander	1996	ITA	_____	Head
39	6290985	BUZZI Emanuele	1994	ITA	_____	Head
40	303758	SUGAI Ryo	1991	JPN	_____	Atomic
41	170131	FAARUP Christoffer	1992	DEN	_____	Atomic
42	501987	MONSEN Felix	1994	SWE	_____	Atomic
43	151238	ZABYSTRAN Jan	1998	CZE	_____	Atomic
44	6531520	MORSE Sam	1996	USA	_____	Fischer
45	561216	KLINE Bostjan	1991	SLO	_____	Stoeckli
46	422082	FOSS-SOLEVAAG Sebastian	1991	NOR	_____	Voelkl
47	104096	THOMPSON Broderick	1994	CAN	_____	Head
48	54080	NEUMAYER Christopher	1992	AUT	_____	Salomon
49	194858	ALLEGRE Nils	1994	FRA	_____	Salomon
50	430640	BABICKI Pawel	1994	POL	_____	
51	660021	DANILOCHKIN Yuri	1991	BLR	_____	Atomic


# 28/29

DECEMBER 2017

Pure adrenaline since 1985

## Audi FIS Ski World Cup

# bormio



### AUDI FIS SKI WORLD CUP 2017/18

### Bormio (ITA)



#### 1st MEN'S ALPINE COMBINED - DOWNHILL

FRI 29 DEC 2017

Start Time: 11:30

## OFFICIAL RESULTS

Jury			Technical Data		Downhill	Slalom
<b>TD FIS</b>	Rudolf STOCKER	AUT	<b>Course Name</b>	Stelvio	Stelvio	Stelvio
<b>Referee</b>	Markus WALDNER	FIS	<b>Start Altitude</b>	2160 m	1435 m	1435 m
<b>Assistant Referee</b>	Hannes TRINKL	FIS	<b>Finish Altitude</b>	1245 m	1245 m	1245 m
<b>Chief of Race</b>	Omar GALLI	ITA	<b>Vertical Drop</b>	915 m	190 m	190 m
			<b>Course Length</b>	2960 m		
			<b>Homologation Number</b>	12284/01/17	9804/11/10	

Race Information Downhill			Race Information Slalom		
<b>Course Setter</b>	Hannes TRINKL	FIS	<b>Course Setter</b>	Matteo JORIS	SUI
<b>Number of Gates</b>	37		<b>Number of Gates</b>		
<b>Start Time</b>	11:30		<b>Turning Gates</b>		
<b>Forerunners</b>	A - Mattia CASSE B - Pietro ZAZZI C - Nicolò MOLTENI D - Marco FURLI (R)	ITA ITA ITA ITA	<b>Start Time</b>	15:00	
			<b>Forerunners</b>	A - Federica SOSIO B - Tommaso CANCLINI C - Fabiano CANCLINI	ITA ITA ITA

Number of Competitors: 51, Number of NSA: 17

Rank	Bib	FIS Code	Name	Year of Birth	NSA	Time	Diff.	Dist. (m)	Ski
1	10	291459	PARIS Dominik	1989	ITA	1:48.71			Nordica
2	18	53902	MAYER Matthias	1990	AUT	1:48.92	0.21	5.71	Head
3	12	292455	FILL Peter	1982	ITA	1:49.21	0.50	13.55	Atomic
4	17	53980	KRIECHMAYR Vincent	1991	AUT	1:49.23	0.52	14.09	Fischer
5	21	202535	DRESSEN Thomas	1993	GER	1:49.34	0.63	17.06	Rossignol
6	24	192746	THEAUX Adrien	1984	FRA	1:49.61	0.90	24.30	Head
7	16	421483	JANSRUD Kjetil	1985	NOR	1:49.68	0.97	26.18	Head
8	1	511513	CAVIEZEL Mauro	1988	SUI	1:49.76	1.05	28.32	Atomic
9	20	6530104	BENNETT Bryce	1992	USA	1:49.84	1.13	30.45	Fischer
10	34	512039	ROULIN Gilles	1994	SUI	1:49.87	1.16	31.25	Head
11	30	293006	INNERHOFER Christof	1984	ITA	1:49.93	1.22	32.85	Rossignol
12	15	51215	BAUMANN Romed	1986	AUT	1:50.02	1.31	35.24	Salomon
13	4	511847	MANI Nils	1992	SUI	1:50.03	1.32	35.51	Stoeckli
14	11	194167	MUZATON Maxence	1990	FRA	1:50.05	1.34	36.04	Rossignol
15	42	501987	MONSEN Felix	1994	SWE	1:50.09	1.38	37.10	Atomic
16	28	54009	WALDER Christian	1991	AUT	1:50.19	1.48	39.76	Head
17	31	934643	GOLDBERG Jared	1991	USA	1:50.27	1.56	41.88	Head
18	5	422139	KILDE Aleksander Aamodt	1992	NOR	1:50.29	1.58	42.40	Head
19	7	194364	PINTURALT Alexis	1991	FRA	1:50.36	1.65	44.26	Head
20	26	512031	BARANDUN Gian Luca	1994	SUI	1:50.41	1.70	45.58	Salomon
20	22	6530319	COCHRAN-SIEGLE Ryan	1992	USA	1:50.41	1.70	45.58	Rossignol

29-12-2017 / Bormio (ITA) / 0030

Page 1/2

Data Processing by LONGINES

www.fis-ski.com

LONGINES Timing

Generation Date: FRI 29 DEC 2017

Time: 13:09

Document: 73B 1.0



Number of Competitors: 51, Number of NSA: 17

Rank	Bib	FIS Code	Name	Year of Birth	NSA	Time	Diff.	Dist. (m)	Ski
22	14	511529	<b>GISIN Marc</b>	1988	SUI	1:50.45	1.74	46.63	Rossignol
23	39	6290985	<b>BUZZI Emanuele</b>	1994	ITA	1:50.50	1.79	47.95	Head
24	47	104096	<b>THOMPSON Broderick</b>	1994	CAN	1:50.73	2.02	54.00	Head
24	35	511981	<b>WEBER Ralph</b>	1993	SUI	1:50.73	2.02	54.00	Head
26	23	194298	<b>GIEZENDANNER Blaise</b>	1991	FRA	1:50.81	2.10	56.10	Head
27	13	561255	<b>CATER Martin</b>	1992	SLO	1:50.88	2.17	57.93	Stoeckli
28	33	54157	<b>DANKLMAIER Daniel</b>	1993	AUT	1:51.02	2.31	61.59	Atomic
29	6	561217	<b>KOSI Klemen</b>	1991	SLO	1:51.17	2.46	65.50	Atomic
30	49	194858	<b>ALLEGRE Nils</b>	1994	FRA	1:51.24	2.53	67.32	Salomon
30	45	561216	<b>KLINE Bostjan</b>	1991	SLO	1:51.24	2.53	67.32	Stoeckli
32	37	291318	<b>TONETTI Riccardo</b>	1989	ITA	1:51.26	2.55	67.84	Voelkl
33	41	170131	<b>FAARUP Christoffer</b>	1992	DEN	1:51.28	2.57	68.36	Atomic
34	19	53968	<b>BERTHOLD Frederic</b>	1991	AUT	1:51.30	2.59	68.88	Head
35	25	990116	<b>DE ALIPRANDINI Luca</b>	1990	ITA	1:51.43	2.72	72.25	Salomon
36	3	511896	<b>MURISIER Justin</b>	1992	SUI	1:51.45	2.74	72.77	Voelkl
37	32	512038	<b>ROGENTIN Stefan</b>	1994	SUI	1:51.54	2.83	75.10	Stoeckli
38	27	180570	<b>ROMAR Andreas</b>	1989	FIN	1:51.57	2.86	75.88	Head
39	44	6531520	<b>MORSE Sam</b>	1996	USA	1:51.77	3.06	81.04	Fischer
40	38	6292181	<b>PRAST Alexander</b>	1996	ITA	1:51.87	3.16	83.61	Head
41	9	511983	<b>AERNI Luca</b>	1993	SUI	1:51.94	3.23	85.41	Salomon
42	46	422082	<b>FOSS-SOLEVAAG Sebastian</b>	1991	NOR	1:52.08	3.37	89.00	Voelkl
43	8	380292	<b>ZRNCIC DIM Natko</b>	1986	CRO	1:52.15	3.44	90.79	Atomic
44	36	6531127	<b>DUFFY Drew</b>	1995	USA	1:52.32	3.61	95.14	
45	2	193967	<b>MUFFAT-JEANDET Victor</b>	1989	FRA	1:52.34	3.63	95.65	Salomon
46	40	303758	<b>SUGAI Ryo</b>	1991	JPN	1:52.50	3.79	99.72	Atomic
47	50	430640	<b>BABICKI Pawel</b>	1994	POL	1:53.19	4.48	117.16	
48	43	151238	<b>ZABYSTRAN Jan</b>	1998	CZE	1:53.63	4.92	128.16	Atomic
49	51	660021	<b>DANILOCHKIN Yuri</b>	1991	BLR	1:54.35	5.64	145.99	Atomic

**DID NOT FINISH DOWNHILL: 2 competitors**

29	561214	<b>DEBELAK Tilen</b>	1991	SLO					Stoeckli
48	54080	<b>NEUMAYER Christopher</b>	1992	AUT					Salomon



# 28/29

DECEMBER 2017

Pure adrenaline since 1985

## Audi FIS Ski World Cup

# bormio



### AUDI FIS SKI WORLD CUP 2017/18

### Bormio (ITA)



#### 1st MEN'S ALPINE COMBINED - SLALOM

FRI 29 DEC 2017

### START LIST

Start Time: 15:00

Jury			Technical Data		Downhill	Slalom
<b>TD FIS</b>	Rudolf STOCKER	AUT	<b>Course Name</b>	Stelvio		Stelvio
<b>Referee</b>	Markus WALDNER	FIS	<b>Start Altitude</b>	2160 m		1435 m
<b>Assistant Referee</b>	Hannes TRINKL	FIS	<b>Finish Altitude</b>	1245 m		1245 m
<b>Chief of Race</b>	Omar GALLI	ITA	<b>Vertical Drop</b>	915 m		190 m
			<b>Course Length</b>	2960 m		
			<b>Homologation Number</b>	12284/01/17		9804/11/10

Race Information Downhill			Race Information Slalom		
<b>Course Setter</b>	Hannes TRINKL	FIS	<b>Course Setter</b>	Matteo JORIS	SUI
<b>Number of Gates</b>	37		<b>Number of Gates</b>	69	
<b>Start Time</b>	11:30		<b>Turning Gates</b>	66	
<b>Forerunners</b>	A - Mattia CASSE B - Pietro ZAZZI C - Nicolò MOLTENI D - Marco FURLI (R)	ITA ITA ITA ITA	<b>Start Time</b>	15:00	
			<b>Forerunners</b>	A - Federica SOSIO B - Tommaso CANCLINI C - Fabiano CANCLINI	ITA ITA ITA

Number of Competitors: 49, Number of NSA: 17

Start Order	Bib	FIS Code	Name	Year of Birth	NSA	Downhill	Diff.	Rank	Slalom	Total	Ski
1	45	561216	KLIN Bostjan	1991	SLO	1:51.24	2.53	30			Stoeckli
2	49	194858	ALLEGRE Nils	1994	FRA	1:51.24	2.53	30			Salomon
3	6	561217	KOSI Klemen	1991	SLO	1:51.17	2.46	29			Atomic
4	33	54157	DANKLMAIER Daniel	1993	AUT	1:51.02	2.31	28			Atomic
5	13	561255	CATER Martin	1992	SLO	1:50.88	2.17	27			Stoeckli
6	23	194298	GIEZENDANNER Blaise	1991	FRA	1:50.81	2.10	26			Head
7	35	511981	WEBER Ralph	1993	SUI	1:50.73	2.02	24			Head
8	47	104096	THOMPSON Broderick	1994	CAN	1:50.73	2.02	24			Head
9	39	6290985	BUZZI Emanuele	1994	ITA	1:50.50	1.79	23			Head
10	14	511529	GISIN Marc	1988	SUI	1:50.45	1.74	22			Rossignol
11	22	6530319	COCHRAN-SIEGLE Ryan	1992	USA	1:50.41	1.70	20			Rossignol
12	26	512031	BARANDUN Gian Luca	1994	SUI	1:50.41	1.70	20			Salomon
13	7	194364	PINTURAUPT Alexis	1991	FRA	1:50.36	1.65	19			Head
14	5	422139	KILDE A.	1992	NOR	1:50.29	1.58	18			Head
15	31	934643	GOLDBERG Jared	1991	USA	1:50.27	1.56	17			Head
16	28	54009	WALDER Christian	1991	AUT	1:50.19	1.48	16			Head
17	42	501987	MONSEN Felix	1994	SWE	1:50.09	1.38	15			Atomic
18	11	194167	MUZATON Maxence	1990	FRA	1:50.05	1.34	14			Rossignol
19	4	511847	MANI Nils	1992	SUI	1:50.03	1.32	13			Stoeckli
20	15	51215	BAUMANN Romed	1986	AUT	1:50.02	1.31	12			Salomon

29-12-2017 / Bormio (ITA) / 0030

Page 1/2

Data Processing by LONGINES

www.fis-ski.com

LONGINES Timing

Generation Date: FRI 29 DEC 2017

Time: 13:39

Document: 51B 1.0



Number of Competitors: 49, Number of NSA: 17

Start Order	Bib	FIS Code	Name	Year of Birth	NSA	Downhill	Diff.	Rank	Slalom	Total	Ski
21	30	293006	INNERHOFER Christof	1984	ITA	1:49.93	1.22	11			Rossignol
22	34	512039	ROULIN Gilles	1994	SUI	1:49.87	1.16	10			Head
23	20	6530104	BENNETT Bryce	1992	USA	1:49.84	1.13	9			Fischer
24	1	511513	CAVIEZEL Mauro	1988	SUI	1:49.76	1.05	8			Atomic
25	16	421483	JANSRUD Kjetil	1985	NOR	1:49.68	0.97	7			Head
26	24	192746	THEAUX Adrien	1984	FRA	1:49.61	0.90	6			Head
27	21	202535	DRESSEN Thomas	1993	GER	1:49.34	0.63	5			Rossignol
28	17	53980	KRIECHMAYR Vincent	1991	AUT	1:49.23	0.52	4			Fischer
29	12	292455	FILL Peter	1982	ITA	1:49.21	0.50	3			Atomic
30	18	53902	MAYER Matthias	1990	AUT	1:48.92	0.21	2			Head
31	10	291459	PARIS Dominik	1989	ITA	1:48.71	0.00	1			Nordica
32	37	291318	TONETTI Riccardo	1989	ITA	1:51.26	2.55	32			Voelkl
33	41	170131	FAARUP Christoffer	1992	DEN	1:51.28	2.57	33			Atomic
34	19	53968	BERTHOLD Frederic	1991	AUT	1:51.30	2.59	34			Head
35	25	990116	DE ALIPRANDINI Luca	1990	ITA	1:51.43	2.72	35			Salomon
36	3	511896	MURISIER Justin	1992	SUI	1:51.45	2.74	36			Voelkl
37	32	512038	ROGENTIN Stefan	1994	SUI	1:51.54	2.83	37			Stoeckli
38	27	180570	ROMAR Andreas	1989	FIN	1:51.57	2.86	38			Head
39	44	6531520	MORSE Sam	1996	USA	1:51.77	3.06	39			Fischer
40	38	6292181	PRAST Alexander	1996	ITA	1:51.87	3.16	40			Head
41	9	511983	AERNI Luca	1993	SUI	1:51.94	3.23	41			Salomon
42	46	422082	FOSS-SOLEVAAG S.	1991	NOR	1:52.08	3.37	42			Voelkl
43	8	380292	ZRNCIC DIM Natko	1986	CRO	1:52.15	3.44	43			Atomic
44	36	6531127	DUFFY Drew	1995	USA	1:52.32	3.61	44			
45	2	193967	MUFFAT-JEANDET Victor	1989	FRA	1:52.34	3.63	45			Salomon
46	40	303758	SUGAI Ryo	1991	JPN	1:52.50	3.79	46			Atomic
47	50	430640	BABICKI Pawel	1994	POL	1:53.19	4.48	47			
48	43	151238	ZABYSTRAN Jan	1998	CZE	1:53.63	4.92	48			Atomic
49	51	660021	DANILOCHKIN Yuri	1991	BLR	1:54.35	5.64	49			Atomic

28/29


DECEMBER 2017



Pure adrenaline since 1985

Audi FIS Ski World Cup

bormio



AUDI FIS SKI WORLD CUP 2017/18

Bormio (ITA)

1st MEN'S ALPINE COMBINED  
OFFICIAL RESULTSFRI 29 DEC 2017  
Start Time: 15:00

Jury			Technical Data		Downhill	Slalom
<b>TD FIS</b>	Rudolf STOCKER	AUT	<b>Course Name</b>	Stelvio		Stelvio
<b>Referee</b>	Markus WALDNER	FIS	<b>Start Altitude</b>	2160 m		1435 m
<b>Assistant Referee</b>	Hannes TRINKL	FIS	<b>Finish Altitude</b>	1245 m		1245 m
<b>Chief of Race</b>	Omar GALLI	ITA	<b>Vertical Drop</b>	915 m		190 m
			<b>Course Length</b>	2960 m		
			<b>Homologation Number</b>	12284/01/17		9804/11/10

## Race Information Downhill

<b>Course Setter</b>	Hannes TRINKL	FIS
<b>Number of Gates</b>	37	

Start Time 11:30

<b>Forerunners</b>	A - Mattia CASSE	ITA
	B - Pietro ZAZZI	ITA
	C - Nicolò MOLTENI	ITA
	D - Marco FURLI (R)	ITA

## Race Information Slalom

<b>Course Setter</b>	Matteo JORIS	SUI
<b>Number of Gates</b>	69	
<b>Turning Gates</b>	66	
<b>Start Time</b>	15:00	

<b>Forerunners</b>	A - Federica SOSIO	ITA
	B - Tommaso CANCLINI	ITA
	C - Fabiano CANCLINI	ITA

Number of Competitors: 51, Number of NSA: 17

F-factor: 1150

Rank	Bib	FIS Code	Name	Year of Birth	NSA	Downhill	Slalom	Total	Diff.	Race Points	Ski
1	7	194364	PINTURAUULT Alexis	1991	FRA	1:50.36	50.77	2:41.13		0.00	Head
2	12	292455	FILL Peter	1982	ITA	1:49.21	52.34	2:41.55	0.42	3.00	Atomic
3	16	421483	JANSRUD Kjetil	1985	NOR	1:49.68	51.90	2:41.58	0.45	3.21	Head
4	1	511513	CAVIEZEL Mauro	1988	SUI	1:49.76	52.05	2:41.81	0.68	4.85	Atomic
5	21	202535	DRESSEN Thomas	1993	GER	1:49.34	52.62	2:41.96	0.83	5.92	Rossignol
6	18	53902	MAYER Matthias	1990	AUT	1:48.92	53.18	2:42.10	0.97	6.92	Head
7	13	561255	CATER Martin	1992	SLO	1:50.88	51.27	2:42.15	1.02	7.28	Stoeckli
8	47	104096	THOMPSON Broderick	1994	CAN	1:50.73	51.62	2:42.35	1.22	8.71	Head
9	26	512031	BARANDUN Gian Luca	1994	SUI	1:50.41	52.13	2:42.54	1.41	10.06	Salomon
10	15	51215	BAUMANN Romed	1986	AUT	1:50.02	52.62	2:42.64	1.51	10.78	Salomon
11	30	293006	INNERHOFER Christof	1984	ITA	1:49.93	52.74	2:42.67	1.54	10.99	Rossignol
12	6	561217	KOSI Klemen	1991	SLO	1:51.17	51.76	2:42.93	1.80	12.85	Atomic
13	37	291318	TONETTI Riccardo	1989	ITA	1:51.26	51.71	2:42.97	1.84	13.13	Voelkl
14	22	6530319	COCHRAN-SIEGLE Ryan	1992	USA	1:50.41	52.64	2:43.05	1.92	13.70	Rossignol
15	31	934643	GOLDBERG Jared	1991	USA	1:50.27	53.00	2:43.27	2.14	15.27	Head
16	35	511981	WEBER Ralph	1993	SUI	1:50.73	52.55	2:43.28	2.15	15.34	Head
17	45	561216	KLINE Bostjan	1991	SLO	1:51.24	52.10	2:43.34	2.21	15.77	Stoeckli
18	5	422139	KILDE Aleksander Aamodt	1992	NOR	1:50.29	53.07	2:43.36	2.23	15.92	Head
19	20	6530104	BENNETT Bryce	1992	USA	1:49.84	53.58	2:43.42	2.29	16.34	Fischer

#866

29-12-2017 / Bormio (ITA) / 0030

Page 1/2

Data Processing by LONGINES

www.fis-ski.com

LONGINES Timing

Generation Date: FRI 29 DEC 2017

Time: 16:21

Document: 73E 1.0

Sponsors



Official Timekeeper



Media Partners



Event Partners



Number of Competitors: 51, Number of NSA: 17

F-factor: 1150

Rank	Bib	FIS Code	Name	Year of Birth	NSA	Downhill	Slalom	Total	Diff.	Race Points	Ski
19	3	511896	MURISIER Justin	1992	SUI	1:51.45	51.97	2:43.42	2.29	16.34	Voelkl
21	14	511529	GISIN Marc	1988	SUI	1:50.45	53.05	2:43.50	2.37	16.91	Rossignol
22	25	990116	DE ALIPRANDINI Luca	1990	ITA	1:51.43	52.10	2:43.53	2.40	17.13	Salomon
23	42	501987	MONSEN Felix	1994	SWE	1:50.09	53.60	2:43.69	2.56	18.27	Atomic
24	32	512038	ROGENTIN Stefan	1994	SUI	1:51.54	52.16	2:43.70	2.57	18.34	Stoekli
25	11	194167	MUZATON Maxence	1990	FRA	1:50.05	53.98	2:44.03	2.90	20.70	Rossignol
26	2	193967	MUFFAT-JEANDET Victor	1989	FRA	1:52.34	51.73	2:44.07	2.94	20.98	Salomon
27	34	512039	ROULIN Gilles	1994	SUI	1:49.87	54.24	2:44.11	2.98	21.27	Head
28	4	511847	MANI Nils	1992	SUI	1:50.03	54.13	2:44.16	3.03	21.63	Stoekli
29	39	6290985	BUZZI Emanuele	1994	ITA	1:50.50	53.70	2:44.20	3.07	21.91	Head
30	46	422082	FOSS-SOLEVAAG Sebastian	1991	NOR	1:52.08	52.16	2:44.24	3.11	22.20	Voelkl
31	33	54157	DANKLMAIER Daniel	1993	AUT	1:51.02	53.24	2:44.26	3.13	22.34	Atomic
32	49	194858	ALLEGRE Nils	1994	FRA	1:51.24	53.07	2:44.31	3.18	22.70	Salomon
33	28	54009	WALDER Christian	1991	AUT	1:50.19	54.83	2:45.02	3.89	27.76	Head
34	8	380292	ZRNCIC DIM Natko	1986	CRO	1:52.15	52.93	2:45.08	3.95	28.19	Atomic
35	44	6531520	MORSE Sam	1996	USA	1:51.77	53.43	2:45.20	4.07	29.05	Fischer
36	41	170131	FAARUP Christoffer	1992	DEN	1:51.28	54.32	2:45.60	4.47	31.90	Atomic
37	43	151238	ZABYSTRAN Jan	1998	CZE	1:53.63	54.23	2:47.86	6.73	48.03	Atomic

**DID NOT FINISH DOWNHILL: 2 competitors**

29	561214	DEBELAK Tilen	1991	SLO							Stoekli
48	54080	NEUMAYER Christopher	1992	AUT							Salomon

**DID NOT START SLALOM: 1 competitor**

50	430640	BABICKI Pawel	1994	POL							
----	--------	---------------	------	-----	--	--	--	--	--	--	--

**DID NOT FINISH SLALOM: 10 competitors**

9	511983	AERNI Luca	1993	SUI							Salomon
10	291459	PARIS Dominik	1989	ITA							Nordica
19	53968	BERTHOLD Frederic	1991	AUT							Head
23	194298	GIEZENDANNER Blaise	1991	FRA							Head
24	192746	THEAUX Adrien	1984	FRA							Head
27	180570	ROMAR Andreas	1989	FIN							Head
36	6531127	DUFFY Drew	1995	USA							
38	6292181	PRAST Alexander	1996	ITA							Head
40	303758	SUGAI Ryo	1991	JPN							Atomic
51	660021	DANILOCHKIN Yuri	1991	BLR							Atomic

**DISQUALIFIED SLALOM: 1 competitor**

17	53980	KRIECHMAYR Vincent	1991	AUT		Gate 68	Rule 629.3				Fischer
----	-------	--------------------	------	-----	--	---------	------------	--	--	--	---------

**Reason for disqualification:**

629.3 Does not pass through the gate correctly

Technical Delegate:  
**Rudolf STOCKER (AUT) #866**



# 28/29

DECEMBER 2017



Pure adrenaline since 1985

## Audi FIS Ski World Cup

# bormio



### AUDI FIS SKI WORLD CUP 2017/18

### Bormio (ITA)



### 1st MEN'S ALPINE COMBINED PENALTY CALCULATION

FRI 29 DEC 2017

#### Best 10 at Finish

Rank	Bib	FIS Code	Name	NSA	FIS Points	Best 5	Race Points
1	7	194364	PINTURALT Alexis	FRA	1.00	1.00	0.00
2	12	292455	FILL Peter	ITA	41.58		
3	16	421483	JANSRUD Kjetil	NOR	5.90	5.90	3.21
4	1	511513	CAVIEZEL Mauro	SUI	2.00	2.00	4.85
5	21	202535	DRESSEN Thomas	GER	5.99		
6	18	53902	MAYER Matthias	AUT	21.36		
7	13	561255	CATER Martin	SLO	4.17	4.17	7.28
8	47	104096	THOMPSON Broderick	CAN	38.50		
9	26	512031	BARANDUN Gian Luca	SUI	28.96		
10	15	51215	BAUMANN Romed	AUT	4.17	4.17	10.78

#### Best 5 FIS Points at Start

Rank	Bib	FIS Code	Name	NSA	FIS Points
18	5	422139	KILDE Aleksander Aamodt	NOR	0.78
1	7	194364	PINTURALT Alexis	FRA	1.00
DNF	9	511983	AERNI Luca	SUI	1.04
19	3	511896	MURISIER Justin	SUI	1.48
4	1	511513	CAVIEZEL Mauro	SUI	2.00

<b>TOTALS:</b>	
FIS Points of Best 5 at Start (B)	<b>6.30</b>
FIS Points of Best at Finish in Top 10 (A)	<b>17.24</b>
Race Points of Corresponding Competitors (C)	<b>26.12</b>
Calculated Penalty (A+B-C) : 10 =>	<b>-0.258</b>
Rounded	<b>-0.26</b>
Category Adder	<b>0.00</b>
Correction Value (Z)	<b>0.00</b>
Calculated Penalty	<b>-0.26</b>
Penalty Applied	<b>0.00</b>

Technical Delegate:  
**Rudolf STOCKER (AUT) #866**



# 28/29

DECEMBER 2017



Pure adrenaline since 1985

## Audi FIS Ski World Cup

# bormio



### AUDI FIS SKI WORLD CUP 2017/18

### Bormio (ITA)



### 1st MEN'S ALPINE COMBINED - SLALOM PERFORMANCE ANALYSIS 1

FRI 29 DEC 2017

Number of Competitors: 37

Rank	Bib	Name Ski	NSA	Positions			Partials			Difference		Speed								
				Pos.	Time	Rank	Pos.	Time	Rank	Time	Dist(m)	Pos.	km/h	Rank						
1	7	PINTURAUULT Alexis Head	FRA	Run1:	Int1:	25.85	(12)	I1-I2:	20.83	(7)	0.23		Sp1:	115.79	(16)					
					Int2:	46.68	(7)	I2-I3:	31.80	(12)	0.44		Sp2:	129.78	(39)					
					Int3:	1:18.48	(7)	I3-I4:	14.68	(40)	0.79									
					Int4:	1:33.16	(17)	I4-Fin:	17.20	(25)	1.20									
					Fin:	1:50.36	(16)				1.65	44.26	Avg.:	96.56						
					Run2:	Int1:	13.92	(1)	I1-I2:	19.84	(1)	0.00								
						Int2:	33.76	(1)	I2-Fin:	17.01	(1)	0.00								
						Fin:	50.77	(1)				0.00								
					Total:	Int1:	2:04.28	(4)				0.86								
						Int2:	2:24.12	(3)				0.21								
						Fin:	2:41.13	(1)				0.00								
					2	12	FILL Peter Atomic	ITA	Run1:	Int1:	25.62	(1)	I1-I2:	20.62	(1)	0.00		Sp1:	117.78	(4)
										Int2:	46.24	(1)	I2-I3:	31.67	(6)	0.00		Sp2:	133.45	(4)
Int3:	1:17.91	(2)	I3-I4:	14.21						(5)	0.22									
Int4:	1:32.12	(2)	I4-Fin:	17.09						(16)	0.16									
Fin:	1:49.21	(2)									0.50	13.55	Avg.:	97.57						
Run2:	Int1:	14.39	(12)	I1-I2:						20.31	(11)	0.47								
	Int2:	34.70	(12)	I2-Fin:						17.64	(21)	0.94								
	Fin:	52.34	(15)									1.57								
Total:	Int1:	2:03.60	(2)									0.18								
	Int2:	2:23.91	(1)									0.00								
	Fin:	2:41.55	(2)									0.42								
3	16	JANSRUD Kjetil Head	NOR	Run1:						Int1:	25.63	(2)	I1-I2:	20.63	(2)	0.01		Sp1:	119.03	(1)
										Int2:	46.26	(2)	I2-I3:	31.95	(18)	0.02		Sp2:	130.52	(32)
					Int3:	1:18.21	(4)	I3-I4:	14.42	(21)	0.52									
					Int4:	1:32.63	(4)	I4-Fin:	17.05	(14)	0.67									
					Fin:	1:49.68	(4)				0.97	26.18	Avg.:	97.16						
					Run2:	Int1:	14.71	(25)	I1-I2:	19.94	(2)	0.79								
						Int2:	34.65	(8)	I2-Fin:	17.25	(7)	0.89								
						Fin:	51.90	(7)				1.13								
					Total:	Int1:	2:04.39	(7)				0.97								
						Int2:	2:24.33	(4)				0.42								
						Fin:	2:41.58	(3)				0.45								



Number of Competitors: 37

Rank	Bib	Name Ski	NSA	Positions			Partials			Difference		Speed			
				Pos.	Time	Rank	Pos.	Time	Rank	Time	Dist(m)	Pos.	km/h	Rank	
4	1	<b>CAVIEZEL Mauro</b> Atomic	SUI	Run1:	Int1:	25.72	(8)	I1-I2:	20.91	(9)	0.10		Sp1:	117.27	(6)
					Int2:	46.63	(6)	I2-I3:	31.75	(8)	0.39		Sp2:	132.57	(12)
					Int3:	1:18.38	(5)	I3-I4:	14.25	(8)	0.69				
					Int4:	1:32.63	(4)	I4-Fin:	17.13	(17)	0.67				
					Fin:	1:49.76	(5)				1.05	28.32	Avg.:	97.08	
				Run2:	Int1:	14.56	(18)	I1-I2:	20.13	(5)	0.64				
					Int2:	34.69	(11)	I2-Fin:	17.36	(12)	0.93				
					Fin:	52.05	(9)				1.28				
				Total:	Int1:	2:04.32	(5)				0.90				
					Int2:	2:24.45	(5)				0.54				
Fin:	2:41.81	(4)					0.68								
5	21	<b>DRESSEN Thomas</b> Rossignol	GER	Run1:	Int1:	25.66	(6)	I1-I2:	21.17	(20)	0.04		Sp1:	116.57	(9)
					Int2:	46.83	(13)	I2-I3:	31.62	(4)	0.59		Sp2:	133.49	(3)
					Int3:	1:18.45	(6)	I3-I4:	14.11	(1)	0.76				
					Int4:	1:32.56	(3)	I4-Fin:	16.78	(2)	0.60				
					Fin:	1:49.34	(3)				0.63	17.06	Avg.:	97.46	
				Run2:	Int1:	14.81	(29)	I1-I2:	20.60	(22)	0.89				
					Int2:	35.41	(25)	I2-Fin:	17.21	(5)	1.65				
					Fin:	52.62	(17)				1.85				
				Total:	Int1:	2:04.15	(3)				0.73				
					Int2:	2:24.75	(6)				0.84				
Fin:	2:41.96	(5)					0.83								
6	18	<b>MAYER Matthias</b> Head	AUT	Run1:	Int1:	25.64	(3)	I1-I2:	20.76	(3)	0.02		Sp1:	118.57	(2)
					Int2:	46.40	(3)	I2-I3:	31.44	(1)	0.16		Sp2:	131.85	(20)
					Int3:	1:17.84	(1)	I3-I4:	14.23	(6)	0.15				
					Int4:	1:32.07	(1)	I4-Fin:	16.85	(3)	0.11				
					Fin:	1:48.92	(1)				0.21	5.71	Avg.:	97.83	
				Run2:	Int1:	14.50	(16)	I1-I2:	20.62	(23)	0.58				
					Int2:	35.12	(20)	I2-Fin:	18.06	(34)	1.36				
					Fin:	53.18	(26)				2.41				
				Total:	Int1:	2:03.42	(1)				0.00				
					Int2:	2:24.04	(2)				0.13				
Fin:	2:42.10	(6)					0.97								
7	13	<b>CATER Martin</b> Stoeckli	SLO	Run1:	Int1:	26.20	(30)	I1-I2:	21.01	(16)	0.58		Sp1:	112.05	(40)
					Int2:	47.21	(21)	I2-I3:	32.03	(22)	0.97		Sp2:	128.74	(44)
					Int3:	1:19.24	(23)	I3-I4:	14.51	(31)	1.55				
					Int4:	1:33.75	(23)	I4-Fin:	17.13	(17)	1.79				
					Fin:	1:50.88	(23)				2.17	57.93	Avg.:	96.10	
				Run2:	Int1:	14.05	(2)	I1-I2:	19.94	(2)	0.13				
					Int2:	33.99	(2)	I2-Fin:	17.28	(8)	0.23				
					Fin:	51.27	(2)				0.50				
				Total:	Int1:	2:04.93	(13)				1.51				
					Int2:	2:24.87	(8)				0.96				
Fin:	2:42.15	(7)					1.02								
8	47	<b>THOMPSON Broderick</b> Head	CAN	Run1:	Int1:	26.01	(22)	I1-I2:	21.43	(36)	0.39		Sp1:	116.51	(11)
					Int2:	47.44	(29)	I2-I3:	32.16	(30)	1.20		Sp2:	132.50	(14)
					Int3:	1:19.60	(31)	I3-I4:	14.16	(2)	1.91				
					Int4:	1:33.76	(24)	I4-Fin:	16.97	(9)	1.80				
					Fin:	1:50.73	(21)				2.02	54.00	Avg.:	96.23	
				Run2:	Int1:	14.26	(7)	I1-I2:	20.04	(4)	0.34				
					Int2:	34.30	(3)	I2-Fin:	17.32	(11)	0.54				
					Fin:	51.62	(3)				0.85				
				Total:	Int1:	2:04.99	(14)				1.57				
					Int2:	2:25.03	(10)				1.12				
Fin:	2:42.35	(8)					1.22								

Number of Competitors: 37

Rank	Bib	Name Ski	NSA	Positions			Partials			Difference		Speed											
				Pos.	Time	Rank	Pos.	Time	Rank	Time	Dist(m)	Pos.	km/h	Rank									
9	26	<b>BARANDUN Gian Luca</b> Salomon	SUI	Run1:	Int1:	26.21	(31)	I1-I2:	21.33	(31)	0.59	45.58	Avg.: 96.51	Sp1:	110.41	(46)							
					Int2:	47.54	(34)	I2-I3:	31.65	(5)	1.30			Sp2:	132.74	(9)							
					Int3:	1:19.19	(20)	I3-I4:	14.18	(4)	1.50												
					Int4:	1:33.37	(19)	I4-Fin:	17.04	(13)	1.41												
					Fin:	1:50.41	(17)			1.70													
					Run2:	Int1:	14.36	(11)	I1-I2:	20.46	(15)			0.44									
						Int2:	34.82	(13)	I2-Fin:	17.31	(10)			1.06									
						Fin:	52.13	(12)			1.36												
					Total:	Int1:	2:04.77	(12)			1.35												
						Int2:	2:25.23	(12)			1.32												
						Fin:	2:42.54	(9)			1.41												
					10	15	<b>BAUMANN Romed</b> Salomon	AUT	Run1:	Int1:	25.71			(7)	I1-I2:	20.97	(13)	0.09	35.24	Avg.: 96.86	Sp1:	116.29	(13)
										Int2:	46.68			(7)	I2-I3:	31.92	(16)	0.44			Sp2:	132.66	(10)
Int3:	1:18.60	(12)	I3-I4:	14.24						(7)	0.91												
Int4:	1:32.84	(7)	I4-Fin:	17.18						(22)	0.88												
Fin:	1:50.02	(9)								1.31													
Run2:	Int1:	14.53	(17)	I1-I2:						20.42	(13)	0.61											
	Int2:	34.95	(16)	I2-Fin:						17.67	(24)	1.19											
	Fin:	52.62	(17)								1.85												
Total:	Int1:	2:04.55	(10)								1.13												
	Int2:	2:24.97	(9)								1.06												
	Fin:	2:42.64	(10)								1.51												
11	30	<b>INNERHOFER Christof</b> Rossignol	ITA	Run1:						Int1:	25.96	(20)	I1-I2:	20.82	(6)	0.34	32.85	Avg.: 96.93			Sp1:	114.67	(21)
										Int2:	46.78	(11)	I2-I3:	31.88	(13)	0.54					Sp2:	131.58	(26)
					Int3:	1:18.66	(13)	I3-I4:	14.29	(13)	0.97												
					Int4:	1:32.95	(10)	I4-Fin:	16.98	(10)	0.99												
					Fin:	1:49.93	(8)			1.22													
					Run2:	Int1:	14.39	(12)	I1-I2:	20.45	(14)	0.47											
						Int2:	34.84	(14)	I2-Fin:	17.90	(29)	1.08											
						Fin:	52.74	(20)			1.97												
					Total:	Int1:	2:04.32	(5)			0.90												
						Int2:	2:24.77	(7)			0.86												
						Fin:	2:42.67	(11)			1.54												
					12	6	<b>KOSI Klemen</b> Atomic	SLO	Run1:	Int1:	26.06	(24)	I1-I2:	21.15	(18)	0.44			65.50	Avg.: 95.85	Sp1:	114.00	(25)
										Int2:	47.21	(21)	I2-I3:	32.28	(32)	0.97					Sp2:	128.99	(42)
Int3:	1:19.49	(26)	I3-I4:	14.44						(22)	1.80												
Int4:	1:33.93	(29)	I4-Fin:	17.24						(27)	1.97												
Fin:	1:51.17	(25)								2.46													
Run2:	Int1:	14.16	(3)	I1-I2:						20.49	(16)	0.24											
	Int2:	34.65	(8)	I2-Fin:						17.11	(3)	0.89											
	Fin:	51.76	(6)								0.99												
Total:	Int1:	2:05.33	(23)								1.91												
	Int2:	2:25.82	(20)								1.91												
	Fin:	2:42.93	(12)								1.80												
13	37	<b>TONETTI Riccardo</b> Voelkl	ITA	Run1:						Int1:	26.27	(36)	I1-I2:	21.19	(21)	0.65	67.84	Avg.: 95.78			Sp1:	113.48	(28)
										Int2:	47.46	(33)	I2-I3:	32.08	(25)	1.22					Sp2:	130.05	(38)
					Int3:	1:19.54	(29)	I3-I4:	14.35	(17)	1.85												
					Int4:	1:33.89	(26)	I4-Fin:	17.37	(32)	1.93												
					Fin:	1:51.26	(28)			2.55													
					Run2:	Int1:	14.32	(8)	I1-I2:	20.16	(7)	0.40											
						Int2:	34.48	(5)	I2-Fin:	17.23	(6)	0.72											
						Fin:	51.71	(4)			0.94												
					Total:	Int1:	2:05.58	(25)			2.16												
						Int2:	2:25.74	(16)			1.83												
						Fin:	2:42.97	(13)			1.84												



Number of Competitors: 37

Rank	Bib	Name Ski	NSA	Positions			Partials			Difference		Speed			
				Pos.	Time	Rank	Pos.	Time	Rank	Time	Dist(m)	Pos.	km/h	Rank	
14	22	COCHRAN-SIEGLE Ryan Rossignol	USA	Run1:	Int1:	26.08 (26)	I1-I2:	20.97 (13)	0.46	45.58	Avg.:	Sp1:	111.95 (41)		
					Int2:	47.05 (17)		I2-I3:				31.91 (15)	0.81	Sp2:	132.93 (5)
					Int3:	1:18.96 (19)		I3-I4:				14.45 (24)	1.27		
					Int4:	1:33.41 (20)		I4-Fin:				17.00 (12)	1.45		
					Fin:	1:50.41 (17)							1.70		
				Run2:	Int1:	14.64 (21)	I1-I2:	20.54 (18)	0.72						
					Int2:	35.18 (21)		I2-Fin:		17.46 (14)	1.42				
					Fin:	52.64 (19)					1.87				
				Total:	Int1:	2:05.05 (15)			1.63						
					Int2:	2:25.59 (13)				1.68					
					Fin:	2:43.05 (14)				1.92					
				15	31	GOLDBERG Jared Head	USA	Run1:	Int1:	25.65 (4)	I1-I2:	20.85 (8)	0.03	41.88	Avg.:
Int2:	46.50 (4)	I2-I3:	32.06 (24)						0.26	Sp2:		130.26 (35)			
Int3:	1:18.56 (10)	I3-I4:	14.53 (32)						0.87						
Int4:	1:33.09 (15)	I4-Fin:	17.18 (22)						1.13						
Fin:	1:50.27 (14)								1.56						
Run2:	Int1:	14.22 (6)	I1-I2:					20.73 (28)	0.30						
	Int2:	34.95 (16)						I2-Fin:		18.05 (33)	1.19				
	Fin:	53.00 (22)									2.23				
Total:	Int1:	2:04.49 (8)							1.07						
	Int2:	2:25.22 (11)								1.31					
	Fin:	2:43.27 (15)								2.14					
16	35	WEBER Ralph Head	SUI					Run1:	Int1:	25.79 (10)	I1-I2:	21.28 (28)	0.17	54.00	Avg.:
				Int2:	47.07 (18)	I2-I3:	31.79 (11)		0.83	Sp2:		132.00 (16)			
				Int3:	1:18.86 (17)	I3-I4:	14.47 (26)		1.17						
				Int4:	1:33.33 (18)	I4-Fin:	17.40 (35)		1.37						
				Fin:	1:50.73 (21)				2.02						
				Run2:	Int1:	14.59 (19)	I1-I2:	20.36 (12)	0.67						
					Int2:	34.95 (16)		I2-Fin:		17.60 (19)	1.19				
					Fin:	52.55 (16)					1.78				
				Total:	Int1:	2:05.32 (22)			1.90						
					Int2:	2:25.68 (14)				1.77					
					Fin:	2:43.28 (16)				2.15					
				17	45	KLINE Bostjan Stoeckli	SLO	Run1:	Int1:	26.12 (28)	I1-I2:	21.03 (17)	0.50	67.32	Avg.:
Int2:	47.15 (19)	I2-I3:	32.10 (26)						0.91	Sp2:		132.64 (11)			
Int3:	1:19.25 (24)	I3-I4:	14.49 (29)						1.56						
Int4:	1:33.74 (22)	I4-Fin:	17.50 (41)						1.78						
Fin:	1:51.24 (26)								2.53						
Run2:	Int1:	14.35 (9)	I1-I2:					20.27 (10)	0.43						
	Int2:	34.62 (7)						I2-Fin:		17.48 (15)	0.86				
	Fin:	52.10 (10)									1.33				
Total:	Int1:	2:05.59 (26)							2.17						
	Int2:	2:25.86 (22)								1.95					
	Fin:	2:43.34 (17)								2.21					
18	5	KILDE A. Head	NOR					Run1:	Int1:	25.89 (15)	I1-I2:	20.94 (11)	0.27	42.40	Avg.:
				Int2:	46.83 (13)	I2-I3:	31.72 (7)		0.59	Sp2:		131.70 (24)			
				Int3:	1:18.55 (9)	I3-I4:	14.53 (32)		0.86						
				Int4:	1:33.08 (14)	I4-Fin:	17.21 (26)		1.12						
				Fin:	1:50.29 (15)				1.58						
				Run2:	Int1:	14.77 (28)	I1-I2:	20.66 (25)	0.85						
					Int2:	35.43 (26)		I2-Fin:		17.64 (21)	1.67				
					Fin:	53.07 (24)					2.30				
				Total:	Int1:	2:05.06 (17)			1.64						
					Int2:	2:25.72 (15)				1.81					
					Fin:	2:43.36 (18)				2.23					

Number of Competitors: 37

Rank	Bib	Name Ski	NSA	Positions			Partials			Difference			Speed										
				Pos.	Time	Rank	Pos.	Time	Rank	Time	Dist(m)	Pos.	km/h	Rank									
19	20	<b>BENNETT Bryce</b> Fischer	USA	Run1:	Int1:	25.86	(13)	I1-I2:	20.93	(10)	0.24	30.45	Avg.: 97.01	Sp1:	115.97	(15)							
					Int2:	46.79	(12)	I2-I3:	31.78	(9)	0.55			Sp2:	131.80	(21)							
					Int3:	1:18.57	(11)	I3-I4:	14.33	(15)	0.88												
					Int4:	1:32.90	(9)	I4-Fin:	16.94	(8)	0.94												
					Fin:	1:49.84	(6)			1.13													
					Run2:	Int1:	14.68	(24)	I1-I2:	21.25	(34)			0.76									
						Int2:	35.93	(31)	I2-Fin:	17.65	(23)			2.17									
						Fin:	53.58	(29)			2.81												
					Total:	Int1:	2:04.52	(9)			1.10												
						Int2:	2:25.77	(18)			1.86												
						Fin:	2:43.42	(19)			2.29												
					19	3	<b>MURISIER Justin</b> Voelkl	SUI	Run1:	Int1:	26.03			(23)	I1-I2:	21.15	(18)	0.41	72.77	Avg.: 95.61	Sp1:	113.45	(29)
										Int2:	47.18			(20)	I2-I3:	32.03	(22)	0.94			Sp2:	131.28	(29)
Int3:	1:19.21	(22)	I3-I4:	14.69						(41)	1.52												
Int4:	1:33.90	(28)	I4-Fin:	17.55						(42)	1.94												
Fin:	1:51.45	(31)								2.74													
Run2:	Int1:	14.19	(5)	I1-I2:						20.70	(27)	0.27											
	Int2:	34.89	(15)	I2-Fin:						17.08	(2)	1.13											
	Fin:	51.97	(8)								1.20												
Total:	Int1:	2:05.64	(27)								2.22												
	Int2:	2:26.34	(28)								2.43												
	Fin:	2:43.42	(19)								2.29												
21	14	<b>GISIN Marc</b> Rossignol	SUI	Run1:						Int1:	25.90	(16)	I1-I2:	21.00	(15)	0.28	46.63	Avg.: 96.48			Sp1:	113.92	(26)
										Int2:	46.90	(15)	I2-I3:	31.90	(14)	0.66					Sp2:	132.82	(8)
					Int3:	1:18.80	(16)	I3-I4:	14.26	(9)	1.11												
					Int4:	1:33.06	(13)	I4-Fin:	17.39	(33)	1.10												
					Fin:	1:50.45	(19)			1.74													
					Run2:	Int1:	14.60	(20)	I1-I2:	20.69	(26)	0.68											
						Int2:	35.29	(23)	I2-Fin:	17.76	(26)	1.53											
						Fin:	53.05	(23)			2.28												
					Total:	Int1:	2:05.05	(15)			1.63												
						Int2:	2:25.74	(16)			1.83												
						Fin:	2:43.50	(21)			2.37												
					22	25	<b>DE ALIPRANDINI Luca</b> Salomon	ITA	Run1:	Int1:	26.24	(34)	I1-I2:	21.21	(24)	0.62			72.25	Avg.: 95.63	Sp1:	113.21	(31)
										Int2:	47.45	(31)	I2-I3:	32.30	(33)	1.21					Sp2:	128.14	(48)
Int3:	1:19.75	(34)	I3-I4:	14.55						(35)	2.06												
Int4:	1:34.30	(33)	I4-Fin:	17.13						(17)	2.34												
Fin:	1:51.43	(30)								2.72													
Run2:	Int1:	14.35	(9)	I1-I2:						20.15	(6)	0.43											
	Int2:	34.50	(6)	I2-Fin:						17.60	(19)	0.74											
	Fin:	52.10	(10)								1.33												
Total:	Int1:	2:05.78	(28)								2.36												
	Int2:	2:25.93	(23)								2.02												
	Fin:	2:43.53	(22)								2.40												
23	42	<b>MONSEN Felix</b> Atomic	SWE	Run1:						Int1:	26.07	(25)	I1-I2:	21.37	(33)	0.45	37.10	Avg.: 96.79			Sp1:	112.75	(35)
										Int2:	47.44	(29)	I2-I3:	31.50	(3)	1.20					Sp2:	132.87	(7)
					Int3:	1:18.94	(18)	I3-I4:	14.16	(2)	1.25												
					Int4:	1:33.10	(16)	I4-Fin:	16.99	(11)	1.14												
					Fin:	1:50.09	(12)			1.38													
					Run2:	Int1:	15.06	(33)	I1-I2:	20.64	(24)	1.14											
						Int2:	35.70	(29)	I2-Fin:	17.90	(29)	1.94											
						Fin:	53.60	(30)			2.83												
					Total:	Int1:	2:05.15	(19)			1.73												
						Int2:	2:25.79	(19)			1.88												
						Fin:	2:43.69	(23)			2.56												

**Number of Competitors: 37**

Rank	Bib	Name Ski	NSA	Positions			Partials			Difference			Speed							
				Pos.	Time	Rank	Pos.	Time	Rank	Time	Dist(m)	Pos.	km/h	Rank						
24	32	<b>ROGENTIN Stefan</b> Stoekli	SUI	Run1:	Int1:	25.80	(11)	I1-I2:	21.41	(35)	0.18	75.10	Avg.:	Sp1:	114.19	(24)				
					Int2:	47.21	(21)	I2-I3:	32.31	(35)	0.97			Sp2:	131.89	(18)				
					Int3:	1:19.52	(28)	I3-I4:	14.53	(32)	1.83			Avg.: 95.54						
					Int4:	1:34.05	(30)	I4-Fin:	17.49	(39)	2.09									
					Fin:	1:51.54	(32)	2.83												
					Run2:	Int1:	14.39	(12)	I1-I2:	20.26	(9)				0.47					
				Int2:	34.65	(8)	I2-Fin:	17.51	(16)	0.89										
				Fin:	52.16	(13)	1.39													
				Total:	Int1:	2:05.93	(29)	2.51												
					Int2:	2:26.19	(24)	2.28												
					Fin:	2:43.70	(24)	2.57												
				25	11	<b>MUZATON Maxence</b> Rossignol	FRA	Run1:	Int1:	25.95	(18)	I1-I2:	20.77	(4)	0.33	36.04	Avg.:	Sp1:	114.38	(23)
									Int2:	46.72	(10)	I2-I3:	31.95	(18)	0.48			Sp2:	130.63	(31)
Int3:	1:18.67	(14)	I3-I4:						14.31	(14)	0.98									
Int4:	1:32.98	(11)	I4-Fin:						17.07	(15)	1.02									
Fin:	1:50.05	(11)	1.34																	
Run2:	Int1:	15.02	(32)						I1-I2:	21.12	(33)	1.10								
Int2:	36.14	(33)	I2-Fin:					17.84	(28)	2.38										
Fin:	53.98	(32)	3.21																	
Total:	Int1:	2:05.07	(18)					1.65												
	Int2:	2:26.19	(24)					2.28												
	Fin:	2:44.03	(25)					2.90												
26	2	<b>MUFFAT-JEANDET Victor</b> Salomon	FRA					Run1:	Int1:	26.23	(33)	I1-I2:	21.22	(25)	0.61	95.65	Avg.:	Sp1:	113.15	(33)
									Int2:	47.45	(31)	I2-I3:	32.71	(36)	1.21			Sp2:	130.32	(34)
				Int3:	1:20.16	(36)	I3-I4:		14.70	(42)	2.47									
				Int4:	1:34.86	(36)	I4-Fin:		17.48	(38)	2.90									
				Fin:	1:52.34	(36)	3.63													
				Run2:	Int1:	14.18	(4)		I1-I2:	20.25	(8)	0.26								
				Int2:	34.43	(4)	I2-Fin:	17.30	(9)	0.67										
				Fin:	51.73	(5)	0.96													
				Total:	Int1:	2:06.52	(33)	3.10												
					Int2:	2:26.77	(31)	2.86												
					Fin:	2:44.07	(26)	2.94												
				27	34	<b>ROULIN Gilles</b> Head	SUI	Run1:	Int1:	25.74	(9)	I1-I2:	21.19	(21)	0.12	31.25	Avg.:	Sp1:	117.27	(6)
									Int2:	46.93	(16)	I2-I3:	31.78	(9)	0.69			Sp2:	132.90	(6)
Int3:	1:18.71	(15)	I3-I4:						14.27	(11)	1.02									
Int4:	1:32.98	(11)	I4-Fin:						16.89	(5)	1.02									
Fin:	1:49.87	(7)	1.16																	
Run2:	Int1:	14.74	(27)						I1-I2:	21.71	(37)	0.82								
Int2:	36.45	(36)	I2-Fin:					17.79	(27)	2.69										
Fin:	54.24	(35)	3.47																	
Total:	Int1:	2:04.61	(11)					1.19												
	Int2:	2:26.32	(27)					2.41												
	Fin:	2:44.11	(27)					2.98												
28	4	<b>MANI Nils</b> Stoekli	SUI					Run1:	Int1:	25.65	(4)	I1-I2:	20.94	(11)	0.03	35.51	Avg.:	Sp1:	116.54	(10)
									Int2:	46.59	(5)	I2-I3:	31.94	(17)	0.35			Sp2:	131.97	(17)
				Int3:	1:18.53	(8)	I3-I4:		14.33	(15)	0.84									
				Int4:	1:32.86	(8)	I4-Fin:		17.17	(21)	0.90									
				Fin:	1:50.03	(10)	1.32													
				Run2:	Int1:	15.17	(36)		I1-I2:	20.99	(31)	1.25								
				Int2:	36.16	(34)	I2-Fin:	17.97	(31)	2.40										
				Fin:	54.13	(33)	3.36													
				Total:	Int1:	2:05.20	(20)	1.78												
					Int2:	2:26.19	(24)	2.28												
					Fin:	2:44.16	(28)	3.03												

Number of Competitors: 37

Rank	Bib	Name Ski	NSA	Positions			Partials			Difference			Speed				
				Pos.	Time	Rank	Pos.	Time	Rank	Time	Dist(m)	Pos.	km/h	Rank			
29	39	BUZZI Emanuele Head	ITA	Run1:	Int1:	25.95	(18)	I1-I2:	21.27	(27)	0.33	47.95	Avg.:	96.43	Sp1:	113.38	(30)
					Int2:	47.22	(24)	I2-I3:	31.97	(21)	0.98				Sp2:	131.86	(19)
					Int3:	1:19.19	(20)	I3-I4:	14.41	(20)	1.50						
					Int4:	1:33.60	(21)	I4-Fin:	16.90	(6)	1.64						
					Fin:	1:50.50	(20)			1.79							
				Run2:	Int1:	14.73	(26)	I1-I2:	20.59	(21)	0.81						
					Int2:	35.32	(24)	I2-Fin:	18.38	(37)	1.56						
					Fin:	53.70	(31)			2.93							
				Total:	Int1:	2:05.23	(21)			1.81							
					Int2:	2:25.82	(20)			1.91							
					Fin:	2:44.20	(29)			3.07							
				30	46	FOSS-SOLEVAAG S. Voelkl	NOR	Run1:	Int1:	26.21	(31)	I1-I2:	21.36	(32)	0.59	89.00	Avg.:
Int2:	47.57	(36)	I2-I3:						32.30	(33)	1.33	Sp2:	133.73	(1)			
Int3:	1:19.87	(35)	I3-I4:						14.64	(38)	2.18						
Int4:	1:34.51	(34)	I4-Fin:						17.57	(45)	2.55						
Fin:	1:52.08	(34)								3.37							
Run2:	Int1:	14.48	(15)					I1-I2:	20.53	(17)	0.56						
	Int2:	35.01	(19)					I2-Fin:	17.15	(4)	1.25						
	Fin:	52.16	(13)							1.39							
Total:	Int1:	2:06.56	(34)							3.14							
	Int2:	2:27.09	(33)							3.18							
	Fin:	2:44.24	(30)							3.11							
31	33	DANKLMAIER Daniel Atomic	AUT					Run1:	Int1:	26.10	(27)	I1-I2:	21.30	(29)	0.48	61.59	Avg.:
				Int2:	47.40	(27)	I2-I3:		31.95	(18)	1.16	Sp2:	131.53	(27)			
				Int3:	1:19.35	(25)	I3-I4:		14.48	(27)	1.66						
				Int4:	1:33.83	(25)	I4-Fin:		17.19	(24)	1.87						
				Fin:	1:51.02	(24)				2.31							
				Run2:	Int1:	15.10	(34)	I1-I2:	20.55	(19)	1.18						
					Int2:	35.65	(27)	I2-Fin:	17.59	(18)	1.89						
					Fin:	53.24	(27)			2.47							
				Total:	Int1:	2:06.12	(30)			2.70							
					Int2:	2:26.67	(29)			2.76							
					Fin:	2:44.26	(31)			3.13							
				32	49	ALLEGRE Nils Salomon	FRA	Run1:	Int1:	26.24	(34)	I1-I2:	21.19	(21)	0.62	67.32	Avg.:
Int2:	47.43	(28)	I2-I3:						32.22	(31)	1.19	Sp2:	130.52	(32)			
Int3:	1:19.65	(32)	I3-I4:						14.44	(22)	1.96						
Int4:	1:34.09	(31)	I4-Fin:						17.15	(20)	2.13						
Fin:	1:51.24	(26)								2.53							
Run2:	Int1:	14.89	(30)					I1-I2:	20.79	(29)	0.97						
	Int2:	35.68	(28)					I2-Fin:	17.39	(13)	1.92						
	Fin:	53.07	(24)							2.30							
Total:	Int1:	2:06.13	(31)							2.71							
	Int2:	2:26.92	(32)							3.01							
	Fin:	2:44.31	(32)							3.18							
33	28	WALDER Christian Head	AUT					Run1:	Int1:	25.88	(14)	I1-I2:	20.81	(5)	0.26	39.76	Avg.:
				Int2:	46.69	(9)	I2-I3:		31.46	(2)	0.45	Sp2:	131.43	(28)			
				Int3:	1:18.15	(3)	I3-I4:		14.48	(27)	0.46						
				Int4:	1:32.63	(4)	I4-Fin:		17.56	(43)	0.67						
				Fin:	1:50.19	(13)				1.48							
				Run2:	Int1:	15.14	(35)	I1-I2:	21.35	(36)	1.22						
					Int2:	36.49	(37)	I2-Fin:	18.34	(36)	2.73						
					Fin:	54.83	(37)			4.06							
				Total:	Int1:	2:05.33	(23)			1.91							
					Int2:	2:26.68	(30)			2.77							
					Fin:	2:45.02	(33)			3.89							



Number of Competitors: 37

Rank	Bib	Name Ski	NSA	Positions			Partials			Difference		Speed						
				Pos.	Time	Rank	Pos.	Time	Rank	Time	Dist(m)	Pos.	km/h	Rank				
34	8	ZRNIC DIM Natko Atomic	CRO	Run1:	Int1:	26.13 (29)	I1-I2:	21.26 (26)	0.51	90.79	Avg.:	Sp1:	112.83 (34)					
					Int2:	47.39 (25)		I2-I3:				32.15 (29)	Sp2:	128.05 (49)				
					Int3:	1:19.54 (29)		I3-I4:				14.99 (46)	3.44					
					Int4:	1:34.53 (35)		I4-Fin:				17.62 (46)						
					Fin:	1:52.15 (35)		Run2:				Int1:		14.66 (22)	I1-I2:	20.56 (20)	0.74	
					Run2:	Int2:						35.22 (22)		I2-Fin:	17.71 (25)	1.46		
				Total:		Int1:	2:06.81 (36)	3.39										
					Int2:	2:27.37 (34)	3.46											
				Fin:	2:45.08 (34)	3.95												
				35	44	MORSE Sam Fischer	USA	Run1:	Int1:	25.93 (17)	I1-I2:	21.62 (37)	0.31	81.04	Avg.:	Sp1:	113.19 (32)	
									Int2:	47.55 (35)		I2-I3:				32.12 (28)	Sp2:	129.56 (40)
									Int3:	1:19.67 (33)		I3-I4:				14.61 (37)	3.06	
									Int4:	1:34.28 (32)		I4-Fin:				17.49 (39)		
Fin:	1:51.77 (33)	Run2:	Int1:						14.67 (23)	I1-I2:		21.25 (34)				0.75		
Run2:	Int2:		35.92 (30)						I2-Fin:	17.51 (16)		2.16						
	Total:	Int1:	2:06.44 (32)					3.02										
Int2:		2:27.69 (36)	3.78															
Fin:	2:45.20 (35)	4.07																
36	41	FAARUP Christoffer Atomic	DEN					Run1:	Int1:	26.00 (21)	I1-I2:	21.39 (34)	0.38	68.36	Avg.:	Sp1:	113.56 (27)	
									Int2:	47.39 (25)		I2-I3:				32.10 (26)	Sp2:	132.08 (15)
									Int3:	1:19.49 (26)		I3-I4:				14.40 (19)	2.57	
									Int4:	1:33.89 (26)		I4-Fin:				17.39 (33)		
				Fin:	1:51.28 (29)	Run2:	Int1:		15.35 (37)	I1-I2:		20.96 (30)				1.43		
				Run2:	Int2:		36.31 (35)		I2-Fin:	18.01 (32)		2.55						
					Total:	Int1:	2:06.63 (35)	3.21										
				Int2:		2:27.59 (35)	3.68											
				Fin:	2:45.60 (36)	4.47												
				37	43	ZABYSTRAN Jan Atomic	CZE	Run1:	Int1:	26.47 (37)	I1-I2:	21.30 (29)	0.85	128.16	Avg.:	Sp1:	110.21 (47)	
									Int2:	47.77 (37)		I2-I3:				32.81 (37)	Sp2:	129.18 (41)
									Int3:	1:20.58 (37)		I3-I4:				14.97 (45)	4.92	
									Int4:	1:35.55 (37)		I4-Fin:				18.08 (49)		
Fin:	1:53.63 (37)	Run2:	Int1:						15.00 (31)	I1-I2:		21.08 (32)				1.08		
Run2:	Int2:		36.08 (32)						I2-Fin:	18.15 (35)		2.32						
	Total:	Int1:	2:08.63 (37)					5.21										
Int2:		2:29.71 (37)	5.80															
Fin:	2:47.86 (37)	6.73																

#### LEGEND

<b>Pos</b>	Intermediate or Speed Position	<b>Int1:</b>	Intermediate 1	<b>Int4:</b>	Intermediate 4	<b>Run2</b>	Second Run
<b>Avg.</b>	Average Speed for the race	<b>Int2:</b>	Intermediate 2	<b>Sp1:</b>	Speed Trap 1	<b>Run1</b>	First Run
<b>Dist(m)</b>	Distance behind the first	<b>Int3:</b>	Intermediate 3	<b>Sp2:</b>	Speed Trap 2	<b>Fin:</b>	Finish
<b>Total</b>	First + Second Run						

# 28/29


DECEMBER 2017



Pure adrenaline since 1985

## Audi FIS Ski World Cup

# bormio



### AUDI FIS SKI WORLD CUP 2017/18

### Bormio (ITA)



### 1st MEN'S ALPINE COMBINED - SLALOM PERFORMANCE ANALYSIS 2

FRI 29 DEC 2017

Number of Competitors: 51

Bib	Name Ski	NSA	Positions			Partials			Difference		Speed			
			Pos.	Time	Rank	Pos.	Time	Rank	Time	Dist(m)	Pos.	km/h	Rank	
1	CAVIEZEL Mauro Atomic	SUI	Run1:	Int1:	25.72	(9)	I1-I2:	20.91	(11)	0.10		Sp1:	117.27	(6)
				Int2:	46.63	(8)	I2-I3:	31.75	(11)	0.39		Sp2:	132.57	(12)
				Int3:	1:18.38	(7)	I3-I4:	14.25	(8)	0.69				
				Int4:	1:32.63	(6)	I4-Fin:	17.13	(17)	0.67				
				Fin:	1:49.76	(8)				1.05	28.32	Avg.:	97.08	
			Run2:	Int1:	14.56	(22)	I1-I2:	20.13	(5)	0.64				
				Int2:	34.69	(11)	I2-Fin:	17.36	(13)	0.93				
				Fin:	52.05	(9)				1.28				
			Total:	Int1:	2:04.32	(7)				0.90				
				Int2:	2:24.45	(7)				0.54				
				Fin:	2:41.81	(4)				0.68				
			2	MUFFAT-JEANDET Victor Salomon	FRA	Run1:	Int1:	26.23	(43)	I1-I2:	21.22	(30)	0.61	
Int2:	47.45	(36)					I2-I3:	32.71	(47)	1.21		Sp2:	130.32	(34)
Int3:	1:20.16	(46)					I3-I4:	14.70	(42)	2.47				
Int4:	1:34.86	(46)					I4-Fin:	17.48	(38)	2.90				
Fin:	1:52.34	(45)								3.63	95.65	Avg.:	94.85	
Run2:	Int1:	14.18				(5)	I1-I2:	20.25	(9)	0.26				
	Int2:	34.43				(4)	I2-Fin:	17.30	(9)	0.67				
	Fin:	51.73				(5)				0.96				
Total:	Int1:	2:06.52				(40)				3.10				
	Int2:	2:26.77				(33)				2.86				
	Fin:	2:44.07				(26)				2.94				
3	MURISIER Justin Voelkl	SUI				Run1:	Int1:	26.03	(29)	I1-I2:	21.15	(22)	0.41	
			Int2:	47.18	(25)		I2-I3:	32.03	(27)	0.94		Sp2:	131.28	(29)
			Int3:	1:19.21	(26)		I3-I4:	14.69	(41)	1.52				
			Int4:	1:33.90	(32)		I4-Fin:	17.55	(42)	1.94				
			Fin:	1:51.45	(36)					2.74	72.77	Avg.:	95.61	
			Run2:	Int1:	14.19	(6)	I1-I2:	20.70	(29)	0.27				
				Int2:	34.89	(16)	I2-Fin:	17.08	(2)	1.13				
				Fin:	51.97	(8)				1.20				
			Total:	Int1:	2:05.64	(31)				2.22				
				Int2:	2:26.34	(30)				2.43				
				Fin:	2:43.42	(19)				2.29				

**Number of Competitors: 51**

Bib	Name Ski	NSA	Positions			Partials			Difference		Speed							
			Pos.	Time	Rank	Pos.	Time	Rank	Time	Dist(m)	Pos.	km/h	Rank					
4	MANI Nils Stoeckli	SUI	Run1:	Int1:	25.65	(5)	I1-I2:	20.94	(14)	0.03	35.51	Sp1:	116.54	(10)				
				Int2:	46.59	(7)		I2-I3:	31.94	(21)			0.35	Sp2:	131.97	(17)		
			Int3:	1:18.53	(11)	I3-I4:	14.33	(15)	0.84	Avg.:		96.85						
			Int4:	1:32.86	(11)	I4-Fin:	17.17	(21)	0.90									
			Fin:	1:50.03	(13)				1.32									
			Run2:	Int1:	15.17	(45)	I1-I2:	20.99	(33)	1.25								
				Int2:	36.16	(36)		I2-Fin:	17.97	(32)		2.40						
				Fin:	54.13	(33)						3.36						
			Total:	Int1:	2:05.20	(23)				1.78								
				Int2:	2:26.19	(26)				2.28								
				Fin:	2:44.16	(28)				3.03								
			5	KILDE Aleksander Aamodt Head	NOR	Run1:	Int1:	25.89	(19)	I1-I2:		20.94	(14)	0.27	42.40	Sp1:	115.59	(17)
							Int2:	46.83	(16)			I2-I3:	31.72	(9)			0.59	Sp2:
Int3:	1:18.55	(12)				I3-I4:	14.53	(32)	0.86	Avg.:	96.62							
Int4:	1:33.08	(17)				I4-Fin:	17.21	(26)	1.12									
Fin:	1:50.29	(18)							1.58									
Run2:	Int1:	14.77				(33)	I1-I2:	20.66	(27)	0.85								
	Int2:	35.43				(28)		I2-Fin:	17.64	(22)	1.67							
	Fin:	53.07				(24)					2.30							
Total:	Int1:	2:05.06				(20)				1.64								
	Int2:	2:25.72				(17)				1.81								
	Fin:	2:43.36				(18)				2.23								
6	KOSI Klemen Atomic	SLO				Run1:	Int1:	26.06	(30)	I1-I2:	21.15	(22)	0.44	65.50		Sp1:	114.00	(25)
							Int2:	47.21	(26)		I2-I3:	32.28	(40)				0.97	Sp2:
			Int3:	1:19.49	(32)	I3-I4:	14.44	(22)	1.80	Avg.:	95.85							
			Int4:	1:33.93	(33)	I4-Fin:	17.24	(27)	1.97									
			Fin:	1:51.17	(29)				2.46									
			Run2:	Int1:	14.16	(4)	I1-I2:	20.49	(18)	0.24								
				Int2:	34.65	(8)		I2-Fin:	17.11	(3)	0.89							
				Fin:	51.76	(6)					0.99							
			Total:	Int1:	2:05.33	(27)				1.91								
				Int2:	2:25.82	(22)				1.91								
				Fin:	2:42.93	(12)				1.80								
			7	PINTURALT Alexis Head	FRA	Run1:	Int1:	25.85	(15)	I1-I2:	20.83	(9)	0.23		44.26	Sp1:	115.79	(16)
							Int2:	46.68	(9)		I2-I3:	31.80	(15)				0.44	Sp2:
Int3:	1:18.48	(10)				I3-I4:	14.68	(40)	0.79	Avg.:	96.56							
Int4:	1:33.16	(20)				I4-Fin:	17.20	(25)	1.20									
Fin:	1:50.36	(19)							1.65									
Run2:	Int1:	13.92				(1)	I1-I2:	19.84	(1)	0.00								
	Int2:	33.76				(1)		I2-Fin:	17.01	(1)	0.00							
	Fin:	50.77				(1)					0.00							
Total:	Int1:	2:04.28				(6)				0.86								
	Int2:	2:24.12				(5)				0.21								
	Fin:	2:41.13				(1)				0.00								
8	ZRNCIC DIM Natko Atomic	CRO				Run1:	Int1:	26.13	(37)	I1-I2:	21.26	(31)	0.51	90.79		Sp1:	112.83	(35)
							Int2:	47.39	(30)		I2-I3:	32.15	(35)				1.15	Sp2:
			Int3:	1:19.54	(35)	I3-I4:	14.99	(46)	1.85	Avg.:	95.02							
			Int4:	1:34.53	(43)	I4-Fin:	17.62	(46)	2.57									
			Fin:	1:52.15	(43)				3.44									
			Run2:	Int1:	14.66	(27)	I1-I2:	20.56	(22)	0.74								
				Int2:	35.22	(24)		I2-Fin:	17.71	(26)	1.46							
				Fin:	52.93	(21)					2.16							
			Total:	Int1:	2:06.81	(43)				3.39								
				Int2:	2:27.37	(36)				3.46								
				Fin:	2:45.08	(34)				3.95								

**Number of Competitors: 51**

Bib	Name Ski	NSA	Positions			Partials			Difference		Speed			
			Pos.	Time	Rank	Pos.	Time	Rank	Time	Dist(m)	Pos.	km/h	Rank	
9	<b>AERNI Luca</b> Salomon	SUI	Run1:	Int1:	26.21	(40)	I1-I2:	21.41	(42)	0.59	85.41	Sp1:	111.50	(46)
				Int2:	47.62	(45)		I2-I3:	32.22	(37)		1.38	Sp2:	128.62
			Total:	Int3:	1:19.84	(43)	I3-I4:	14.76	(43)	2.15		Avg.:	95.19	
				Int4:	1:34.60	(45)	I4-Fin:	17.34	(31)	2.64				
				Fin:	1:51.94	(41)				3.23				
				Run2:	Int1:	14.03	(2)	I1-I2:						0.11
			Total:	Int2:			I2-Fin:							
				Fin:	DNF									
			Total:	Int1:										
				Int2:										
Total:	Fin:	DNF												
10	<b>PARIS Dominik</b> Nordica	ITA	Run1:	Int1:	25.63	(2)	I1-I2:	20.76	(3)	0.01	0.00	Sp1:	116.15	(14)
				Int2:	46.39	(3)		I2-I3:	31.30	(1)		0.15	Sp2:	133.54
			Total:	Int3:	1:17.69	(1)	I3-I4:	14.27	(11)	0.00		Avg.:	98.02	
				Int4:	1:31.96	(1)	I4-Fin:	16.75	(1)	0.00				
				Fin:	1:48.71	(1)				0.00				
				Run2:	Int1:	14.77	(33)	I1-I2:	20.18	(8)				0.85
			Total:	Int2:	34.95	(17)	I2-Fin:			1.19				
				Fin:	DNF									
			Total:	Int1:										
				Int2:										
Total:	Fin:	DNF												
11	<b>MUZATON Maxence</b> Rossignol	FRA	Run1:	Int1:	25.95	(22)	I1-I2:	20.77	(5)	0.33	36.04	Sp1:	114.38	(23)
				Int2:	46.72	(13)		I2-I3:	31.95	(22)		0.48	Sp2:	130.63
			Total:	Int3:	1:18.67	(17)	I3-I4:	14.31	(14)	0.98		Avg.:	96.83	
				Int4:	1:32.98	(14)	I4-Fin:	17.07	(15)	1.02				
				Fin:	1:50.05	(14)				1.34				
				Run2:	Int1:	15.02	(41)	I1-I2:	21.12	(35)				1.10
			Total:	Int2:	36.14	(35)	I2-Fin:	17.84	(29)	2.38				
				Fin:	53.98	(32)				3.21				
			Total:	Int1:	2:05.07	(21)				1.65				
				Int2:	2:26.19	(26)				2.28				
Total:	Fin:	2:44.03	(25)				2.90							
12	<b>FILL Peter</b> Atomic	ITA	Run1:	Int1:	25.62	(1)	I1-I2:	20.62	(1)	0.00	13.55	Sp1:	117.78	(4)
				Int2:	46.24	(1)		I2-I3:	31.67	(8)		0.00	Sp2:	133.45
			Total:	Int3:	1:17.91	(4)	I3-I4:	14.21	(5)	0.22		Avg.:	97.57	
				Int4:	1:32.12	(3)	I4-Fin:	17.09	(16)	0.16				
				Fin:	1:49.21	(3)				0.50				
				Run2:	Int1:	14.39	(13)	I1-I2:	20.31	(12)				0.47
			Total:	Int2:	34.70	(12)	I2-Fin:	17.64	(22)	0.94				
				Fin:	52.34	(15)				1.57				
			Total:	Int1:	2:03.60	(3)				0.18				
				Int2:	2:23.91	(2)				0.00				
Total:	Fin:	2:41.55	(2)				0.42							
13	<b>CATER Martin</b> Stoeckli	SLO	Run1:	Int1:	26.20	(39)	I1-I2:	21.01	(19)	0.58	57.93	Sp1:	112.05	(41)
				Int2:	47.21	(26)		I2-I3:	32.03	(27)		0.97	Sp2:	128.74
			Total:	Int3:	1:19.24	(27)	I3-I4:	14.51	(31)	1.55		Avg.:	96.10	
				Int4:	1:33.75	(27)	I4-Fin:	17.13	(17)	1.79				
				Fin:	1:50.88	(27)				2.17				
				Run2:	Int1:	14.05	(3)	I1-I2:	19.94	(2)				0.13
			Total:	Int2:	33.99	(2)	I2-Fin:	17.28	(8)	0.23				
				Fin:	51.27	(2)				0.50				
			Total:	Int1:	2:04.93	(16)				1.51				
				Int2:	2:24.87	(10)				0.96				
Total:	Fin:	2:42.15	(7)				1.02							



**Number of Competitors: 51**

Bib	Name Ski	NSA	Positions			Partials			Difference		Speed						
			Pos.	Time	Rank	Pos.	Time	Rank	Time	Dist(m)	Pos.	km/h	Rank				
14	<b>GISIN Marc</b> Rossignol	SUI	Run1:	Int1:	25.90	(20)	I1-I2:	21.00	(18)	0.28	46.63	Sp1:	113.92	(26)			
				Int2:	46.90	(18)		I2-I3:	31.90				(17)	0.66	Sp2:	132.82	(8)
				Int3:	1:18.80	(19)		I3-I4:	14.26				(9)	1.11	Avg.:	96.48	
			Int4:	1:33.06	(16)	I4-Fin:	17.39	(33)	1.10								
			Fin:	1:50.45	(22)				1.74								
			Run2:	Int1:	14.60	(25)	I1-I2:	20.69	(28)	0.68	35.24	Avg.:	96.86				
				Int2:	35.29	(25)		I2-Fin:	17.76					(27)	1.53		
				Fin:	53.05	(23)		Total:	Int1:					2:05.05	(18)	2.28	
			Total:	Int2:	2:25.74	(18)	1.63										
					Fin:	2:43.50	(21)				1.83						
												2.37					
			15	<b>BAUMANN Romed</b> Salomon	AUT	Run1:	Int1:	25.71	(8)	I1-I2:	20.97	(16)	0.09	35.24	Sp1:	116.29	(13)
							Int2:	46.68	(9)		I2-I3:	31.92				(20)	0.44
Int3:	1:18.60	(15)					I3-I4:	14.24	(7)		0.91	Avg.:				96.86	
Int4:	1:32.84	(10)				I4-Fin:	17.18	(22)	0.88								
Fin:	1:50.02	(12)							1.31								
Run2:	Int1:	14.53				(20)	I1-I2:	20.42	(15)	0.61	35.24	Avg.:	96.86				
	Int2:	34.95				(17)		I2-Fin:	17.67					(25)	1.19		
	Fin:	52.62				(17)		Total:	Int1:					2:04.55	(12)	1.85	
Total:	Int2:	2:24.97				(11)	1.13										
		Fin:				2:42.64	(10)				1.06						
												1.51					
16	<b>JANSRUD Kjetil</b> Head	NOR				Run1:	Int1:	25.63	(2)	I1-I2:	20.63	(2)	0.01	26.18	Sp1:	119.03	(1)
							Int2:	46.26	(2)		I2-I3:	31.95				(22)	0.02
			Int3:	1:18.21	(6)		I3-I4:	14.42	(21)		0.52	Avg.:				97.16	
			Int4:	1:32.63	(6)	I4-Fin:	17.05	(14)	0.67								
			Fin:	1:49.68	(7)				0.97								
			Run2:	Int1:	14.71	(30)	I1-I2:	19.94	(2)	0.79	26.18	Avg.:	97.16				
				Int2:	34.65	(8)		I2-Fin:	17.25					(7)	0.89		
				Fin:	51.90	(7)		Total:	Int1:					2:04.39	(9)	1.13	
			Total:	Int2:	2:24.33	(6)	0.42										
					Fin:	2:41.58	(3)				0.45						
			17	<b>KRIECHMAYR Vincent</b> Fischer	AUT	Run1:	Int1:	25.76	(11)	I1-I2:	20.81	(6)	0.14	14.09	Sp1:	117.93	(3)
							Int2:	46.57	(6)		I2-I3:	31.31				(2)	0.33
Int3:	1:17.88	(3)					I3-I4:	14.50	(30)		0.19	Avg.:				97.56	
Int4:	1:32.38	(4)				I4-Fin:	16.85	(3)	0.42								
Fin:	1:49.23	(4)							0.52								
Run2:	Int1:	14.40				(16)	I1-I2:	20.32	(13)	0.48	14.09	Avg.:	97.56				
	Int2:	34.72				(13)		I2-Fin:	17.34					(12)	0.96		
	Fin:	52.06				<b>DSQ</b>		Total:	Int1:							0.00	
Total:	Int2:																
		Fin:															
18	<b>MAYER Matthias</b> Head	AUT				Run1:	Int1:	25.64	(4)	I1-I2:	20.76	(3)	0.02	5.71	Sp1:	118.57	(2)
							Int2:	46.40	(4)		I2-I3:	31.44				(3)	0.16
			Int3:	1:17.84	(2)		I3-I4:	14.23	(6)		0.15	Avg.:				97.83	
			Int4:	1:32.07	(2)	I4-Fin:	16.85	(3)	0.11								
			Fin:	1:48.92	(2)				0.21								
			Run2:	Int1:	14.50	(19)	I1-I2:	20.62	(25)	0.58	5.71	Avg.:	97.83				
				Int2:	35.12	(22)		I2-Fin:	18.06					(35)	1.36		
				Fin:	53.18	(26)		Total:	Int1:					2:03.42	(1)	2.41	
			Total:	Int2:	2:24.04	(4)	0.13										
					Fin:	2:42.10	(6)				0.97						

**Number of Competitors: 51**

Bib	Name Ski	NSA	Positions			Partials			Difference		Speed							
			Pos.	Time	Rank	Pos.	Time	Rank	Time	Dist(m)	Pos.	km/h	Rank					
19	<b>BERTHOLD Frederic</b> Head	AUT	Run1:	Int1:	26.07	(31)	I1-I2:	21.41	(42)	0.45	68.88	Sp1:	116.37	(12)				
				Int2:	47.48	(39)		I2-I3:	31.90	(17)			1.24	Sp2:	130.19	(36)		
			Int3:	1:19.38	(30)	I3-I4:	14.65	(39)	1.69	Avg.:		95.74						
			Int4:	1:34.03	(34)	I4-Fin:	17.27	(28)	2.07									
			Fin:	1:51.30	(34)			2.59										
			Run2:	Int1:	14.82	(36)	I1-I2:			0.90								
				Int2:				I2-Fin:										
				Fin:	DNF													
			Total:	Int1:														
				Int2:														
				Fin:	DNF													
			20	<b>BENNETT Bryce</b> Fischer	USA	Run1:	Int1:	25.86	(16)	I1-I2:		20.93	(13)	0.24	30.45	Sp1:	115.97	(15)
							Int2:	46.79	(15)			I2-I3:	31.78	(12)			0.55	Sp2:
Int3:	1:18.57	(14)				I3-I4:	14.33	(15)	0.88	Avg.:	97.01							
Int4:	1:32.90	(12)				I4-Fin:	16.94	(8)	0.94									
Fin:	1:49.84	(9)						1.13										
Run2:	Int1:	14.68				(29)	I1-I2:	21.25	(36)	0.76								
	Int2:	35.93				(33)		I2-Fin:	17.65	(24)	2.17							
	Fin:	53.58				(29)				2.81								
Total:	Int1:	2:04.52				(11)			1.10									
	Int2:	2:25.77				(20)			1.86									
	Fin:	2:43.42				(19)			2.29									
21	<b>DRESSEN Thomas</b> Rossignol	GER				Run1:	Int1:	25.66	(7)	I1-I2:	21.17	(24)	0.04	17.06		Sp1:	116.57	(9)
							Int2:	46.83	(16)		I2-I3:	31.62	(6)				0.59	Sp2:
			Int3:	1:18.45	(9)	I3-I4:	14.11	(1)	0.76	Avg.:	97.46							
			Int4:	1:32.56	(5)	I4-Fin:	16.78	(2)	0.60									
			Fin:	1:49.34	(5)			0.63										
			Run2:	Int1:	14.81	(35)	I1-I2:	20.60	(24)	0.89								
				Int2:	35.41	(27)		I2-Fin:	17.21	(5)	1.65							
				Fin:	52.62	(17)				1.85								
			Total:	Int1:	2:04.15	(5)			0.73									
				Int2:	2:24.75	(8)			0.84									
				Fin:	2:41.96	(5)			0.83									
			22	<b>COCHRAN-SIEGLE Ryan</b> Rossignol	USA	Run1:	Int1:	26.08	(33)	I1-I2:	20.97	(16)	0.46		45.58	Sp1:	111.95	(42)
							Int2:	47.05	(20)		I2-I3:	31.91	(19)				0.81	Sp2:
Int3:	1:18.96	(22)				I3-I4:	14.45	(24)	1.27	Avg.:	96.51							
Int4:	1:33.41	(23)				I4-Fin:	17.00	(12)	1.45									
Fin:	1:50.41	(20)						1.70										
Run2:	Int1:	14.64				(26)	I1-I2:	20.54	(20)	0.72								
	Int2:	35.18				(23)		I2-Fin:	17.46	(15)	1.42							
	Fin:	52.64				(19)				1.87								
Total:	Int1:	2:05.05				(18)			1.63									
	Int2:	2:25.59				(15)			1.68									
	Fin:	2:43.05				(14)			1.92									
23	<b>GIEZENDANNER Blaise</b> Head	FRA				Run1:	Int1:	26.02	(28)	I1-I2:	21.12	(21)	0.40	56.10		Sp1:	115.01	(18)
							Int2:	47.14	(22)		I2-I3:	32.00	(26)				0.90	Sp2:
			Int3:	1:19.14	(23)	I3-I4:	14.36	(18)	1.45	Avg.:	96.16							
			Int4:	1:33.50	(24)	I4-Fin:	17.31	(29)	1.54									
			Fin:	1:50.81	(26)			2.10										
			Run2:	Int1:	14.46	(17)	I1-I2:			0.54								
				Int2:				I2-Fin:										
				Fin:	DNF													
			Total:	Int1:														
				Int2:														
				Fin:	DNF													

**Number of Competitors: 51**

Bib	Name Ski	NSA	Positions			Partials			Difference		Speed						
			Pos.	Time	Rank	Pos.	Time	Rank	Time	Dist(m)	Pos.	km/h	Rank				
24	<b>THEAUX Adrien</b> Head	FRA	Run1:	Int1:	25.77	(12)	I1-I2:	20.92	(12)	0.15	24.30	Sp1:	114.86	(19)			
				Int2:	46.69	(11)		I2-I3:	31.73				(10)	0.45	Sp2:	130.70	(30)
			Run2:	Int3:	1:18.42	(8)	I3-I4:	14.26	(9)	0.73	I4-Fin:	16.93	(7)	0.90	Avg.:	97.22	
				Int4:	1:32.68	(9)		I1-I2:	1.06								
				Fin:	1:49.61	(6)						I2-Fin:					
				Total:	Int1:	14.98							(39)			1.06	
					Int2:	DNF							DNF				
					Fin:	DNF											
						Int1:	DNF										
						Int2:	DNF										
						Fin:	DNF										
			25	<b>DE ALIPRANDINI Luca</b> Salomon	ITA	Run1:	Int1:	26.24	(44)	I1-I2:	21.21	(28)	0.62	72.25	Sp1:	113.21	(32)
							Int2:	47.45	(36)		I2-I3:	32.30				(42)	1.21
Run2:	Int3:	1:19.75				(41)	I3-I4:	14.55	(35)	2.06	I4-Fin:	17.13	(17)	2.72	Avg.:	95.63	
	Int4:	1:34.30				(39)		I1-I2:	0.43								
	Fin:	1:51.43				(35)						I2-Fin:					
	Total:	Int1:				14.35							(10)			0.43	
		Int2:				34.50							(6)				0.74
		Fin:				52.10							(10)				
						Int1:	2:05.78	(32)									
						Int2:	2:25.93	(25)									
						Fin:	2:43.53	(22)									
26	<b>BARANDUN Gian Luca</b> Salomon	SUI				Run1:	Int1:	26.21	(40)	I1-I2:	21.33	(36)	0.59	45.58	Sp1:	110.41	(47)
							Int2:	47.54	(41)		I2-I3:	31.65				(7)	1.30
			Run2:	Int3:	1:19.19	(24)	I3-I4:	14.18	(4)	1.50	I4-Fin:	17.04	(13)	1.70	Avg.:	96.51	
				Int4:	1:33.37	(22)		I1-I2:	0.44								
				Fin:	1:50.41	(20)						I2-Fin:					
				Total:	Int1:	14.36							(12)			0.44	
					Int2:	34.82							(14)				1.06
					Fin:	52.13							(12)				
						Int1:	2:04.77	(15)									
						Int2:	2:25.23	(14)									
						Fin:	2:42.54	(9)									
			27	<b>ROMAR Andreas</b> Head	FIN	Run1:	Int1:	26.13	(37)	I1-I2:	21.35	(37)	0.51	75.88	Sp1:	112.69	(39)
							Int2:	47.48	(39)		I2-I3:	32.30				(42)	1.24
Run2:	Int3:	1:19.78				(42)	I3-I4:	14.46	(25)	2.09	I4-Fin:	17.33	(30)	2.28	Avg.:	95.51	
	Int4:	1:34.24				(37)		I1-I2:	0.44								
	Fin:	1:51.57				(38)						I2-Fin:					
	Total:	Int1:				14.36							(12)			0.44	
		Int2:				34.82							(14)				1.06
		Fin:				52.13							(12)				
						Int1:	2:04.77	(15)									
						Int2:	2:25.23	(14)									
						Fin:	2:42.54	(9)									
28	<b>WALDER Christian</b> Head	AUT				Run1:	Int1:	25.88	(17)	I1-I2:	20.81	(6)	0.26	39.76	Sp1:	116.81	(8)
							Int2:	46.69	(11)		I2-I3:	31.46				(4)	0.45
			Run2:	Int3:	1:18.15	(5)	I3-I4:	14.48	(27)	0.46	I4-Fin:	17.56	(43)	1.48	Avg.:	96.71	
				Int4:	1:32.63	(6)		I1-I2:	1.22								
				Fin:	1:50.19	(16)						I2-Fin:					
				Total:	Int1:	15.14							(44)			1.22	
					Int2:	36.49							(39)				2.73
					Fin:	54.83							(37)				
						Int1:	2:05.33	(27)									
						Int2:	2:26.68	(32)									
						Fin:	2:45.02	(33)									

Number of Competitors: 51

Bib	Name Ski	NSA	Positions			Partials			Difference		Speed				
			Pos.	Time	Rank	Pos.	Time	Rank	Time	Dist(m)	Pos.	km/h	Rank		
29	DEBELAK Tilen Stoekli	SLO	Run1:	Int1:			I1-I2:					Sp1:			
				Int2:			I2-I3:					Sp2:			
				Int3:			I3-I4:								
				Int4:			I4-Fin:								
				Fin:	DNF								Avg.:		
			Run2:	Int1:			I1-I2:								
				Int2:			I2-Fin:								
				Fin:	DNF										
			Total:	Int1:											
				Int2:											
Fin:	DNF														
30	INNERHOFER Christof Rossignol	ITA	Run1:	Int1:	25.96 (24)		I1-I2:	20.82 (8)	0.34			Sp1:	114.67 (21)		
				Int2:	46.78 (14)		I2-I3:	31.88 (16)	0.54			Sp2:	131.58 (26)		
				Int3:	1:18.66 (16)		I3-I4:	14.29 (13)	0.97						
				Int4:	1:32.95 (13)		I4-Fin:	16.98 (10)	0.99						
				Fin:	1:49.93 (11)				1.22	32.85	Avg.:	96.93			
			Run2:	Int1:	14.39 (13)		I1-I2:	20.45 (16)	0.47						
				Int2:	34.84 (15)		I2-Fin:	17.90 (30)	1.08						
				Fin:	52.74 (20)				1.97						
			Total:	Int1:	2:04.32 (7)				0.90						
				Int2:	2:24.77 (9)				0.86						
Fin:	2:42.67 (11)					1.54									
31	GOLDBERG Jared Head	USA	Run1:	Int1:	25.65 (5)		I1-I2:	20.85 (10)	0.03			Sp1:	117.57 (5)		
				Int2:	46.50 (5)		I2-I3:	32.06 (29)	0.26			Sp2:	130.26 (35)		
				Int3:	1:18.56 (13)		I3-I4:	14.53 (32)	0.87						
				Int4:	1:33.09 (18)		I4-Fin:	17.18 (22)	1.13						
				Fin:	1:50.27 (17)				1.56	41.88	Avg.:	96.64			
			Run2:	Int1:	14.22 (7)		I1-I2:	20.73 (30)	0.30						
				Int2:	34.95 (17)		I2-Fin:	18.05 (34)	1.19						
				Fin:	53.00 (22)				2.23						
			Total:	Int1:	2:04.49 (10)				1.07						
				Int2:	2:25.22 (13)				1.31						
Fin:	2:43.27 (15)					2.14									
32	ROGENTIN Stefan Stoekli	SUI	Run1:	Int1:	25.80 (14)		I1-I2:	21.41 (42)	0.18			Sp1:	114.19 (24)		
				Int2:	47.21 (26)		I2-I3:	32.31 (45)	0.97			Sp2:	131.89 (18)		
				Int3:	1:19.52 (34)		I3-I4:	14.53 (32)	1.83						
				Int4:	1:34.05 (35)		I4-Fin:	17.49 (39)	2.09						
				Fin:	1:51.54 (37)				2.83	75.10	Avg.:	95.54			
			Run2:	Int1:	14.39 (13)		I1-I2:	20.26 (10)	0.47						
				Int2:	34.65 (8)		I2-Fin:	17.51 (17)	0.89						
				Fin:	52.16 (13)				1.39						
			Total:	Int1:	2:05.93 (33)				2.51						
				Int2:	2:26.19 (26)				2.28						
Fin:	2:43.70 (24)					2.57									
33	DANKLMAIER Daniel Atomic	AUT	Run1:	Int1:	26.10 (35)		I1-I2:	21.30 (34)	0.48			Sp1:	112.72 (37)		
				Int2:	47.40 (32)		I2-I3:	31.95 (22)	1.16			Sp2:	131.53 (27)		
				Int3:	1:19.35 (29)		I3-I4:	14.48 (27)	1.66						
				Int4:	1:33.83 (29)		I4-Fin:	17.19 (24)	1.87						
				Fin:	1:51.02 (28)				2.31	61.59	Avg.:	95.98			
			Run2:	Int1:	15.10 (43)		I1-I2:	20.55 (21)	1.18						
				Int2:	35.65 (29)		I2-Fin:	17.59 (19)	1.89						
				Fin:	53.24 (27)				2.47						
			Total:	Int1:	2:06.12 (35)				2.70						
				Int2:	2:26.67 (31)				2.76						
Fin:	2:44.26 (31)					3.13									

Number of Competitors: 51

Bib	Name Ski	NSA	Positions			Partials			Difference		Speed							
			Pos.	Time	Rank	Pos.	Time	Rank	Time	Dist(m)	Pos.	km/h	Rank					
34	ROULIN Gilles Head	SUI	Run1:	Int1:	25.74	(10)	I1-I2:	21.19	(25)	0.12	31.25	Avg.:	117.27	(6)				
				Int2:	46.93	(19)		I2-I3:	31.78				(12)	132.90	(6)			
				Int3:	1:18.71	(18)		I3-I4:	14.27				(11)					
				Int4:	1:32.98	(14)		I4-Fin:	16.89				(5)					
				Fin:	1:49.87	(10)												
			Run2:	Int1:	14.74	(32)	I1-I2:	21.71	(42)	0.82								
				Int2:	36.45	(38)		I2-Fin:	17.79								(28)	2.69
				Fin:	54.24	(35)											3.47	
			Total:	Int1:	2:04.61	(14)												
				Int2:	2:26.32	(29)											1.19	
				Fin:	2:44.11	(27)											2.41	
			35	WEBER Ralph Head	SUI	Run1:	Int1:	25.79	(13)	I1-I2:	21.28	(33)	0.17	54.00	Avg.:	114.68	(20)	
							Int2:	47.07	(21)		I2-I3:	31.79				(14)	132.00	(16)
Int3:	1:18.86	(20)					I3-I4:	14.47	(26)		1.17							
Int4:	1:33.33	(21)					I4-Fin:	17.40	(35)		1.37							
Fin:	1:50.73	(24)							2.02									
Run2:	Int1:	14.59				(24)	I1-I2:	20.36	(14)	0.67								
	Int2:	34.95				(17)		I2-Fin:	17.60								(20)	1.19
	Fin:	52.55				(16)											1.78	
Total:	Int1:	2:05.32				(26)												
	Int2:	2:25.68				(16)											1.90	
	Fin:	2:43.28				(16)											1.77	
36	DUFFY Drew	USA				Run1:	Int1:	25.96	(24)	I1-I2:	21.21	(28)	0.34	95.14	Avg.:	114.43	(22)	
							Int2:	47.17	(24)		I2-I3:	32.29				(41)	128.30	(46)
			Int3:	1:19.46	(31)		I3-I4:	15.00	(47)		1.77							
			Int4:	1:34.46	(41)		I4-Fin:	17.86	(47)		2.50							
			Fin:	1:52.32	(44)				3.61									
			Run2:	Int1:	14.97	(38)	I1-I2:			1.05								
				Int2:				I2-Fin:										
				Fin:	DNF													
			Total:	Int1:														
				Int2:														
				Fin:	DNF													
			37	TONETTI Riccardo Voelkl	ITA	Run1:	Int1:	26.27	(47)	I1-I2:	21.19	(25)	0.65	67.84	Avg.:	113.48	(28)	
							Int2:	47.46	(38)		I2-I3:	32.08				(31)	130.05	(38)
Int3:	1:19.54	(35)					I3-I4:	14.35	(17)		1.85							
Int4:	1:33.89	(30)					I4-Fin:	17.37	(32)		1.93							
Fin:	1:51.26	(32)							2.55									
Run2:	Int1:	14.32				(9)	I1-I2:	20.16	(7)	0.40								
	Int2:	34.48				(5)		I2-Fin:	17.23								(6)	0.72
	Fin:	51.71				(4)											0.94	
Total:	Int1:	2:05.58				(29)												
	Int2:	2:25.74				(18)											2.16	
	Fin:	2:42.97				(13)											1.83	
38	PRAST Alexander Head	ITA				Run1:	Int1:	26.26	(46)	I1-I2:	21.35	(37)	0.64	83.61	Avg.:	111.82	(43)	
							Int2:	47.61	(44)		I2-I3:	32.24				(39)	130.08	(37)
			Int3:	1:19.85	(44)		I3-I4:	14.57	(36)		2.16							
			Int4:	1:34.42	(40)		I4-Fin:	17.45	(36)		2.46							
			Fin:	1:51.87	(40)				3.16									
			Run2:	Int1:	14.55	(21)	I1-I2:			0.63								
				Int2:				I2-Fin:										
				Fin:	DNF													
			Total:	Int1:														
				Int2:														
				Fin:	DNF													



**Number of Competitors: 51**

Bib	Name Ski	NSA	Positions			Partials			Difference		Speed											
			Pos.	Time	Rank	Pos.	Time	Rank	Time	Dist(m)	Pos.	km/h	Rank									
39	<b>BUZZI Emanuele</b> Head	ITA	Run1:	Int1:	25.95	(22)	I1-I2:	21.27	(32)	0.33	47.95	Avg.:	113.38	(31)								
				Int2:	47.22	(29)		I2-I3:	31.97				(25)	131.86	(19)							
				Int3:	1:19.19	(24)		I3-I4:	14.41				(20)									
			Run2:	Int4:	1:33.60	(25)	I4-Fin:	16.90	(6)	1.79	2.93	1.81	1.91	3.07								
				Fin:	1:50.50	(23)		I1-I2:	20.59								(23)	0.81	1.56			
									I2-Fin:								18.38			(38)	2.93	
			Total:	Int1:	2:05.23	(24)																
				Int2:	2:25.82	(22)											1.81					
				Fin:	2:44.20	(29)												1.91				
			40	<b>SUGAI Ryo</b> Atomic	JPN	Run1:	Int1:	26.09	(34)	I1-I2:	21.55	(46)	0.47	99.72	Avg.:	112.63	(40)					
							Int2:	47.64	(46)		I2-I3:	32.06				(29)	2.01	2.60	3.79	0.66	DNF	
							Int3:	1:19.70	(40)			I3-I4:				14.86						(44)
						Int4:	1:34.56	(44)	I4-Fin:	17.94			(48)	3.79								
						Run2:	Fin:	1:52.50		(46)	I1-I2:				0.66	DNF						
										I2-Fin:												
Total:	Int1:																					
41	<b>FAARUP Christoffer</b> Atomic	DEN				Run1:	Int1:	26.00	(26)	I1-I2:	21.39	(41)	0.38	68.36	Avg.:	113.56	(27)					
							Int2:	47.39	(30)		I2-I3:	32.10				(32)	1.80	1.93	2.57	3.55	4.47	
							Int3:	1:19.49	(32)			I3-I4:				14.40						(19)
						Int4:	1:33.89	(30)	I4-Fin:	17.39			(33)	2.57								
						Run2:	Fin:	1:51.28		(33)	I1-I2:	20.96	(32)		1.43	2.55	3.55	4.47				
										I2-Fin:		18.01	(33)	3.55								
							Total:	Int1:	2:06.63			(42)	3.21									
									Int2:	2:27.59	(37)	3.68										
						Fin:	2:45.60	(36)		4.47												
			42	<b>MONSEN Felix</b> Atomic	SWE	Run1:	Int1:	26.07	(31)		I1-I2:	21.37	(40)	0.45	37.10	Avg.:	112.75	(36)				
							Int2:	47.44	(34)	I2-I3:		31.50	(5)				1.25	1.14	1.38	1.14	1.94	2.83
							Int3:	1:18.94	(21)			I3-I4:	14.16									
						Int4:	1:33.10	(19)	I4-Fin:		16.99		(11)	1.38								
						Run2:	Fin:	1:50.09		(15)	I1-I2:	20.64	(26)		1.14	1.94	2.83					
										I2-Fin:		17.90	(30)	2.83								
Total:	Int1:	2:05.15					(22)	1.73														
						Int2:	2:25.79		(21)	1.88												
							Fin:		2:43.69		(23)	2.56										
43	<b>ZABYSTRAN Jan</b> Atomic	CZE				Run1:	Int1:	26.47	(49)	I1-I2:	21.30		(34)	0.85	128.16	Avg.:	110.21	(48)				
							Int2:	47.77	(47)		I2-I3:	32.81	(49)				2.89	3.59	4.92	5.21	5.80	6.73
							Int3:	1:20.58	(47)			I3-I4:	14.97									
						Int4:	1:35.55	(47)	I4-Fin:	18.08			(49)	4.92								
						Run2:	Fin:	1:53.63		(48)	I1-I2:	21.08	(34)		1.08	2.32	3.46					
										I2-Fin:		18.15	(36)	3.46								
			Total:	Int1:	2:08.63		(46)	5.21														
						Int2:	2:29.71		(39)	5.80												
							Fin:		2:47.86		(37)	6.73										

**Number of Competitors: 51**

Bib	Name Ski	NSA	Positions			Partials			Difference		Speed						
			Pos.	Time	Rank	Pos.	Time	Rank	Time	Dist(m)	Pos.	km/h	Rank				
44	<b>MORSE Sam</b> Fischer	USA	Run1:	Int1:	25.93	(21)	I1-I2:	21.62	(47)	0.31	81.04	Sp1:	113.19	(33)			
				Int2:	47.55	(42)		I2-I3:	32.12				(34)	1.31	Sp2:	129.56	(40)
				Int3:	1:19.67	(39)		I3-I4:	14.61				(37)	1.98	Avg.:	95.34	
				Int4:	1:34.28	(38)		I4-Fin:	17.49				(39)	2.32			
				Fin:	1:51.77	(39)							3.06				
			Run2:	Int1:	14.67	(28)	I1-I2:	21.25	(36)	0.75							
				Int2:	35.92	(32)		I2-Fin:	17.51	(17)	2.16						
				Fin:	53.43	(28)				2.66							
			Total:	Int1:	2:06.44	(39)				3.02							
				Int2:	2:27.69	(38)				3.78							
				Fin:	2:45.20	(35)				4.07							
			45	<b>KLINE Bostjan</b> Stoekli	SLO	Run1:	Int1:	26.12	(36)	I1-I2:	21.03	(20)	0.50	67.32	Sp1:	111.71	(45)
Int2:	47.15	(23)					I2-I3:	32.10	(32)		0.91	Sp2:				132.64	(11)
Int3:	1:19.25	(28)					I3-I4:	14.49	(29)		1.56	Avg.:				95.79	
Int4:	1:33.74	(26)					I4-Fin:	17.50	(41)		1.78						
Fin:	1:51.24	(30)							2.53								
Run2:	Int1:	14.35				(10)	I1-I2:	20.27	(11)	0.43							
	Int2:	34.62				(7)		I2-Fin:	17.48	(16)	0.86						
	Fin:	52.10				(10)				1.33							
Total:	Int1:	2:05.59				(30)				2.17							
	Int2:	2:25.86				(24)				1.95							
	Fin:	2:43.34				(17)				2.21							
46	<b>FOSS-SOLEVAAG Sebastian</b> Voelki	NOR				Run1:	Int1:	26.21	(40)	I1-I2:	21.36	(39)	0.59	89.00	Sp1:	112.72	(37)
			Int2:	47.57	(43)		I2-I3:	32.30	(42)		1.33	Sp2:				133.73	(1)
			Int3:	1:19.87	(45)		I3-I4:	14.64	(38)		2.18	Avg.:				95.07	
			Int4:	1:34.51	(42)		I4-Fin:	17.57	(45)		2.55						
			Fin:	1:52.08	(42)				3.37								
			Run2:	Int1:	14.48	(18)	I1-I2:	20.53	(19)	0.56							
				Int2:	35.01	(21)		I2-Fin:	17.15	(4)	1.25						
				Fin:	52.16	(13)				1.39							
			Total:	Int1:	2:06.56	(41)				3.14							
				Int2:	2:27.09	(35)				3.18							
				Fin:	2:44.24	(30)				3.11							
			47	<b>THOMPSON Broderick</b> Head	CAN	Run1:	Int1:	26.01	(27)	I1-I2:	21.43	(45)	0.39	54.00	Sp1:	116.51	(11)
Int2:	47.44	(34)					I2-I3:	32.16	(36)		1.20	Sp2:				132.50	(14)
Int3:	1:19.60	(37)					I3-I4:	14.16	(2)		1.91	Avg.:				96.23	
Int4:	1:33.76	(28)					I4-Fin:	16.97	(9)		1.80						
Fin:	1:50.73	(24)							2.02								
Run2:	Int1:	14.26				(8)	I1-I2:	20.04	(4)	0.34							
	Int2:	34.30				(3)		I2-Fin:	17.32	(11)	0.54						
	Fin:	51.62				(3)				0.85							
Total:	Int1:	2:04.99				(17)				1.57							
	Int2:	2:25.03				(12)				1.12							
	Fin:	2:42.35				(8)				1.22							
48	<b>NEUMAYER Christopher</b> Salomon	AUT				Run1:	Int1:	25.88	(17)	I1-I2:			0.26		Sp1:	113.46	(29)
			Int2:				I2-I3:					Sp2:					
			Int3:				I3-I4:					Avg.:					
			Int4:				I4-Fin:										
			Fin:	DNF													
			Run2:	Int1:			I1-I2:										
				Int2:				I2-Fin:									
				Fin:	DNF												
			Total:	Int1:													
				Int2:													
				Fin:	DNF												

**Number of Competitors: 51**

Bib	Name Ski	NSA	Positions			Partials			Difference		Speed	
			Pos.	Time	Rank	Pos.	Time	Rank	Time	Dist(m)	Pos.	km/h
49	<b>ALLEGRE Nils</b> Salomon	FRA	Run1:	Int1: 26.24 (44) Int2: 47.43 (33) Int3: 1:19.65 (38) Int4: 1:34.09 (36) Fin: 1:51.24 (30)		I1-I2: 21.19 (25) I2-I3: 32.22 (37) I3-I4: 14.44 (22) I4-Fin: 17.15 (20)		0.62 1.19 1.96 2.13 2.53	67.32	Sp1: 111.81 (44) Sp2: 130.52 (32) Avg.: 95.79		
			Run2:	Int1: 14.89 (37) Int2: 35.68 (30) Fin: 53.07 (24)		I1-I2: 20.79 (31) I2-Fin: 17.39 (14)		0.97 1.92 2.30				
			Total:	Int1: 2:06.13 (37) Int2: 2:26.92 (34) Fin: 2:44.31 (32)				2.71 3.01 3.18				
50	<b>BABICKI Pawel</b>	POL	Run1:	Int1: 26.42 (48) Int2: 48.31 (48) Int3: 1:20.70 (48) Int4: 1:35.74 (48) Fin: 1:53.19 (47)		I1-I2: 21.89 (48) I2-I3: 32.39 (46) I3-I4: 15.04 (48) I4-Fin: 17.45 (36)		0.80 2.07 3.01 3.78 4.48	117.16	Sp1: 107.59 (50) Sp2: 128.97 (43) Avg.: 94.14		
			Run2:	Int1: Int2: Fin: DNS		I1-I2: I2-Fin:						
			Total:	Int1: Int2: Fin: DNS								
51	<b>DANILOCHKIN Yuri</b> Atomic	BLR	Run1:	Int1: 26.73 (50) Int2: 48.86 (49) Int3: 1:21.66 (49) Int4: 1:36.79 (49) Fin: 1:54.35 (49)		I1-I2: 22.13 (49) I2-I3: 32.80 (48) I3-I4: 15.13 (49) I4-Fin: 17.56 (43)		1.11 2.62 3.97 4.83 5.64	145.99	Sp1: 110.15 (49) Sp2: 128.29 (47) Avg.: 93.19		
			Run2:	Int1: 15.53 (47) Int2: 37.15 (40) Fin: DNF		I1-I2: 21.62 (115) I2-Fin:		1.61 3.39				
			Total:	Int1: Int2: Fin: DNF								

LEGEND							
<b>Pos</b>	Intermediate or Speed Position	<b>Int1:</b>	Intermediate 1	<b>DNF</b>	Did Not Finish	<b>Run2</b>	Second Run
<b>Avg.</b>	Average Speed for the race	<b>Int2:</b>	Intermediate 2	<b>Sp1:</b>	Speed Trap 1	<b>DSQ</b>	Disqualified
<b>Dist(m)</b>	Distance behind the first	<b>Int3:</b>	Intermediate 3	<b>Sp2:</b>	Speed Trap 2	<b>Run1</b>	First Run
<b>Total</b>	First + Second Run	<b>Int4:</b>	Intermediate 4	<b>DNS</b>	Did Not Start	<b>Fin:</b>	Finish

AFTER 1st MEN'S ALPINE COMBINED  
ALPINE COMBINED FIS WCSL LIST

Number of Competitors: 61

29 DEC 2017 Bormio (ITA)

Rank	FIS Code	Name	NSA	1	Base	- X	+ Y	WCSL-AC
1	194364	PINTURAUULT Alexis	FRA	100	137	46	100	191
2	511513	CAVIEZEL Mauro	SUI	50	114	38	50	126
3	422139	KILDE Aleksander Aamodt	NOR	13	142	47	13	108
4	53831	HIRSCHER Marcel	AUT	-	160	53	-	107
5	511896	MURISIER Justin	SUI	12	126	42	12	96
6	511983	AERNI Luca	SUI	-	136	45	-	91
7	292455	FILL Peter	ITA	80	13	4	80	89
8	561255	CATER Martin	SLO	36	64	21	36	79
9	421483	JANSRUD Kjetil	NOR	60	24	8	60	76
9	192504	MERMILLOD BLONDIN T.	FRA	-	114	38	-	76
11	51215	BAUMANN Romed	AUT	26	64	21	26	69
12	512124	HINTERMANN Niels	SUI	-	100	33	-	67
13	202535	DRESSEN Thomas	GER	45	22	7	45	60
14	194167	MUZATON Maxence	FRA	6	80	27	6	59
15	194542	GIRAUD MOINE Valentin	FRA	-	79	26	-	53
16	53902	MAYER Matthias	AUT	40	16	5	40	51
17	6530104	BENNETT Bryce	USA	12	55	18	12	49
18	561217	KOSI Klemen	SLO	22	36	12	22	46
19	193967	MUFFAT-JEANDET Victor	FRA	5	58	19	5	44
20	53980	KRIECHMAYR Vincent	AUT	-	64	21	-	43
21	511529	GISIN Marc	SUI	10	48	16	10	42
22	53968	BERTHOLD Frederic	AUT	-	60	20	-	40
23	421328	SVINDAL Aksel Lund	NOR	-	58	19	-	39
24	511847	MANI Nils	SUI	3	51	17	3	37
25	291459	PARIS Dominik	ITA	-	54	18	-	36
26	6530319	COCHRAN-SIEGLE Ryan	USA	18	26	9	18	35
27	511313	JANKA Carlo	SUI	-	48	16	-	32
27	104096	THOMPSON Broderick	CAN	32	-	-	32	32
29	512031	BARANDUN Gian Luca	SUI	29	3	1	29	31
30	293006	INNERHOFER Christof	ITA	24	9	3	24	30
31	103729	READ Erik	CAN	-	40	13	-	27
31	934568	RUBIE Brennan	USA	-	40	13	-	27
33	380292	ZRNCIC DIM Natko	CRO	-	36	12	-	24
34	291318	TONETTI Riccardo	ITA	20	-	-	20	20
35	150644	KRYZL Krystof	CZE	-	28	9	-	19



AFTER 1st MEN'S ALPINE COMBINED  
ALPINE COMBINED FIS WCSL LIST

Number of Competitors: 61				29 DEC 2017 Bormio		(ITA)	
Rank	FIS Code	Name	NSA	1	Base	- X	+ Y = WCSL-AC
35	192746	THEAUX Adrien	FRA	-	29	10	- 19
37	934643	GOLDBERG Jared	USA	16	-	- 16	16
38	511981	WEBER Ralph	SUI	15	-	- 15	15
39	561216	KLINE Bostjan	SLO	14	-	- 14	14
39	700830	ZAMPA Adam	SVK	-	21	7	- 14
41	194298	GIEZENDANNER Blaise	FRA	-	19	6	- 13
41	294904	PANGRAZZI Paolo	ITA	-	20	7	- 13
43	990081	CASSE Mattia	ITA	-	18	6	- 12
44	990116	DE ALIPRANDINI Luca	ITA	9	3	1 9	11
45	180570	ROMAR Andreas	FIN	-	15	5	- 10
46	501987	MONSEN Felix	SWE	8	-	- 8	8
46	422310	SEJERSTED A.	NOR	-	12	4	- 8
46	380335	ZUBCIC Filip	CRO	-	12	4	- 8
49	561322	HADALIN Stefan	SLO	-	10	3	- 7
49	422073	NETELAND Bjoernar	NOR	-	10	3	- 7
49	512038	ROGENTIN Stefan	SUI	7	-	- 7	7
52	380260	KOSTELIC Ivica	CRO	-	9	3	- 6
52	532431	MILLER Bode	USA	-	9	3	- 6
52	511352	VILETTA Sandro	SUI	-	9	3	- 6
55	150743	BERNDT Ondrej	CZE	-	8	3	- 5
55	54009	WALDER Christian	AUT	-	7	2	- 5
57	512039	ROULIN Gilles	SUI	4	-	- 4	4
58	561214	DEBELAK Tilen	SLO	-	5	2	- 3
59	6290985	BUZZI Emanuele	ITA	2	-	- 2	2
60	511383	FEUZ Beat	SUI	-	1	-	- 1
60	422082	FOSS-SOLEVAAG S.	NOR	1	-	- 1	1

Number of Competitors per Nation until 60th position

AUT : 6	CAN : 2	CRO : 3	CZE : 2	FIN : 1	FRA : 7
GER : 1	ITA : 8	NOR : 6	SLO : 5	SUI : 13	SVK : 1
SWE : 1	USA : 5				

**LEGEND**

**Base** Last season WCSL points  
**X** (Base / number of planned races in the current season) \* number of completed races in the current season  
**Y** WC points won in the current season  
**WCSL-AC** World Cup Start List points for Alpine Combined





AFTER 1st MEN'S ALPINE COMBINED  
OVERALL FIS WCSL LIST

Number of Competitors: 187

Rank	FIS Code	Name	NSA	WCSL	DH	SL	GS	SG	AC
1	53831	HIRSCHER Marcel	AUT	1753	-	810 (1)	807 (1)	29 (33)	107 (4)
2	422304	KRISTOFFERSEN Henrik	NOR	1104	-	664 (2)	440 (3)	-	-
3	421483	JANSRUD Kjetil	NOR	1035	498 (2)	-	10 (55)	451 (1)	76 (9)
4	194364	PINTURAUULT Alexis	FRA	937	-	187 (16)	448 (2)	111 (16)	191 (1)
5	421328	SVINDAL Aksel Lund	NOR	814	541 (1)	-	-	234 (7)	39 (23)
6	291459	PARIS Dominik	ITA	718	435 (4)	-	-	247 (6)	36 (25)
7	422139	KILDE Aleksander Aamodt	NOR	709	228 (9)	-	42 (31)	331 (2)	108 (3)
8	292455	FILL Peter	ITA	697	386 (5)	-	-	222 (8)	89 (7)
9	201702	NEUREUTHER Felix	GER	690	-	449 (3)	241 (9)	-	-
10	511383	FEUZ Beat	SUI	651	477 (3)	-	-	173 (12)	1 (60)
11	53902	MAYER Matthias	AUT	572	313 (6)	-	-	208 (10)	51 (16)
12	50742	REICHELT Hannes	AUT	549	225 (10)	-	-	324 (3)	-
13	53817	FRANZ Max	AUT	542	250 (8)	-	-	292 (4)	-
14	292491	MOELGG Manfred	ITA	515	-	413 (4)	102 (19)	-	-
15	53980	KRIECHMAYR Vincent	AUT	491	181 (13)	-	-	267 (5)	43 (20)
16	192746	THEAUX Adrien	FRA	436	254 (7)	-	-	163 (13)	19 (35)
17	501017	MYHRER Andre	SWE	412	-	320 (7)	92 (20)	-	-
18	54063	FELLER Manuel	AUT	396	-	191 (15)	205 (12)	-	-
19	421669	NESTVOLD-HAUGEN L.	NOR	382	-	132 (21)	250 (7)	-	-
20	102263	GUAY Erik	CAN	380	201 (11)	-	-	179 (11)	-
21	194495	FAIVRE Mathieu	FRA	365	-	-	365 (4)	-	-
22	54170	MATT Michael	AUT	364	-	358 (5)	6 (61)	-	-
23	511513	CAVIEZEL Mauro	SUI	358	140 (21)	-	-	92 (19)	126 (2)
24	202437	LUITZ Stefan	GER	354	-	41 (37)	313 (5)	-	-
25	511983	AERNI Luca	SUI	338	-	232 (13)	15 (47)	-	91 (6)
25	511896	MURISIER Justin	SUI	338	-	-	242 (8)	-	96 (5)
27	202462	DOPFER Fritz	GER	336	-	288 (8)	48 (29)	-	-
28	200379	SANDER Andreas	GER	330	171 (15)	-	-	159 (14)	-
29	293006	INNERHOFER Christof	ITA	327	153 (17)	-	-	144 (15)	30 (30)
30	293797	GROSS Stefano	ITA	325	-	325 (6)	-	-	-
31	202535	DRESSEN Thomas	GER	307	175 (14)	-	-	72 (22)	60 (13)
32	501324	OLSSON Matts	SWE	291	-	-	291 (6)	-	-
33	561216	KLINKE Bostjan	SLO	286	168 (16)	-	-	104 (17)	14 (39)
34	480736	KHOROSHILOV Alexander	RUS	283	-	283 (9)	-	-	-
35	193967	MUFFAT-JEANDET Victor	FRA	282	-	93 (24)	141 (17)	4 (56)	44 (19)
36	220689	RYDING Dave	GBR	279	-	279 (10)	-	-	-
37	511996	YULE Daniel	SUI	277	-	277 (11)	-	-	-



AFTER 1st MEN'S ALPINE COMBINED  
OVERALL FIS WCSL LIST

Number of Competitors: 187

Rank	FIS Code	Name	NSA	WCSL	DH	SL	GS	SG	AC
38	102899	OSBORNE-PARADIS Manuel	CAN	276	201 (11)	-	-	75 (21)	-
39	202059	FERSTL Josef	GER	269	58 (31)	-	-	211 (9)	-
40	511313	JANKA Carlo	SUI	263	144 (19)	-	23 (42)	64 (23)	32 (27)
41	501111	HARGIN Mattias	SWE	258	-	258 (12)	-	-	-
42	51215	BAUMANN Romed	AUT	246	142 (20)	-	-	35 (32)	69 (11)
43	530874	GANONG Travis	USA	233	130 (23)	-	-	103 (18)	-
44	191750	FANARA Thomas	FRA	220	-	-	220 (10)	-	-
45	534562	LIGETY Ted	USA	218	-	-	211 (11)	7 (49)	-
46	191459	LIZEROUX Julien	FRA	211	-	211 (14)	-	-	-
47	561244	KRANJEC Zan	SLO	204	-	2 (66)	202 (14)	-	-
48	292967	EISATH Florian	ITA	203	-	-	203 (13)	-	-
49	990116	DE ALIPRANDINI Luca	ITA	196	-	-	169 (15)	16 (37)	11 (44)
50	422082	FOSS-SOLEVAAG Sebastian	NOR	179	-	178 (17)	-	-	1 (60)
51	54320	SCHWARZ Marco	AUT	167	-	153 (18)	14 (51)	-	-
52	512182	MEILLARD Loic	SUI	164	-	74 (31)	90 (21)	-	-
53	103729	READ Erik	CAN	155	-	79 (30)	49 (28)	-	27 (31)
54	6530104	BENNETT Bryce	USA	154	99 (25)	-	-	6 (53)	49 (17)
54	511139	KUENG Patrick	SUI	154	147 (18)	-	-	7 (49)	-
56	192665	GRANGE Jean-Baptiste	FRA	151	-	151 (19)	-	-	-
57	54031	LEITINGER Roland	AUT	150	-	-	150 (16)	-	-
58	561255	CATER Martin	SLO	145	12 (52)	-	-	54 (27)	79 (8)
58	421860	NORDBOTTEN Jonathan	NOR	145	-	145 (20)	-	-	-
60	533866	NYMAN Steven	USA	142	132 (22)	-	-	10 (43)	-
61	51007	SCHOERGHOFFER Philipp	AUT	137	-	-	137 (18)	-	-
62	191740	CLAREY Johan	FRA	133	130 (23)	-	-	3 (58)	-
63	53889	HIRSCHBUEHL Christian	AUT	118	-	117 (22)	1 (66)	-	-
64	194542	GIRAUD MOINE Valentin	FRA	117	64 (30)	-	-	-	53 (15)
65	534508	CHODOUNSKY David	USA	114	-	80 (29)	34 (34)	-	-
66	512039	ROULIN Gilles	SUI	113	80 (27)	-	-	29 (33)	4 (57)
67	194167	MUZATON Maxence	FRA	101	31 (33)	-	-	11 (41)	59 (14)
68	301709	YUASA Naoki	JPN	100	-	100 (23)	-	-	-
69	202451	STRASSER Linus	GER	98	-	83 (26)	15 (47)	-	-
69	291318	TONETTI Riccardo	ITA	98	-	10 (51)	68 (26)	-	20 (34)
71	380335	ZUBCIC Filip	CRO	96	-	-	88 (22)	-	8 (46)
72	934643	GOLDBERG Jared	USA	95	78 (28)	-	-	1 (62)	16 (37)
73	561322	HADALIN Stefan	SLO	93	-	67 (32)	19 (45)	-	7 (49)
74	100558	COOK Dustin	CAN	92	-	-	-	92 (19)	-
75	192932	FAYED Guillermo	FRA	91	91 (26)	-	-	-	-
76	194298	GIEZENDANNER Blaise	FRA	90	21 (41)	-	-	56 (25)	13 (41)
77	512124	HINTERMANN Niels	SUI	88	14 (49)	-	-	7 (49)	67 (12)
77	532431	MILLER Bode	USA	88	21 (41)	-	-	61 (24)	6 (52)
77	511902	ZENHAEUSERN Ramon	SUI	88	-	88 (25)	-	-	-
80	194190	ROGER Brice	FRA	83	70 (29)	-	-	13 (40)	-
81	511852	CAVIEZEL Gino	SUI	82	-	-	82 (23)	-	-
81	51395	DIGRUBER Marc	AUT	82	-	82 (27)	-	-	-
83	290732	THALER Patrick	ITA	81	-	81 (28)	-	-	-
84	531799	FORD Tommy	USA	80	-	-	80 (24)	-	-

29-12-2017 / Bormio (ITA) / 0030

Page 2/5

www.fis-ski.com

Generation Date: FRI 29 DEC 2017

Time: 16:07

Document: 60B 1.0



AFTER 1st MEN'S ALPINE COMBINED  
OVERALL FIS WCSL LIST

Number of Competitors: 187

Rank	FIS Code	Name	NSA	WCSL	DH	SL	GS	SG	AC
84	192504	MERMILLOD BLONDIN T.	FRA	80	-	-	-	4 (56)	76 (9)
86	422310	SEJERSTED Adrian Smiseth	NOR	79	23 (38)	-	-	48 (30)	8 (46)
87	54009	WALDER Christian	AUT	76	31 (33)	-	-	40 (31)	5 (55)
88	531452	BIESEMEYER Thomas	USA	73	17 (46)	-	-	56 (25)	-
89	192506	MISSILLIER Steve	FRA	69	-	-	69 (25)	-	-
90	511529	GISIN Marc	SUI	67	25 (36)	-	-	-	42 (21)
91	194262	BUFFET Robin	FRA	65	-	65 (33)	-	-	-
92	530939	WEIBRECHT Andrew	USA	63	13 (50)	-	-	50 (29)	-
93	293098	RAZZOLI Giuliano	ITA	62	-	62 (34)	-	-	-
93	511908	SCHMIDIGER Reto	SUI	62	-	62 (34)	-	-	-
95	511847	MANI Nils	SUI	59	22 (39)	-	-	-	37 (24)
96	6530319	COCHRAN-SIEGLE Ryan	USA	57	-	-	13 (53)	9 (46)	35 (26)
97	294890	NANI Roberto	ITA	54	-	-	54 (27)	-	-
98	512031	BARANDUN Gian Luca	SUI	53	22 (39)	-	-	-	31 (29)
99	150644	KRYZL Krystof	CZE	52	-	12 (48)	21 (43)	-	19 (35)
99	511638	TUMLER Thomas	SUI	52	-	-	-	52 (28)	-
101	561217	KOSI Klemen	SLO	49	1 (66)	-	-	2 (59)	46 (18)
102	104096	THOMPSON Broderick	CAN	48	16 (47)	-	-	-	32 (27)
103	53968	BERTHOLD Frederic	AUT	47	7 (56)	-	-	-	40 (22)
104	422073	NETELAND Bjoernar	NOR	45	-	-	27 (38)	11 (41)	7 (49)
104	202597	SCHMID Alexander	GER	45	-	-	45 (30)	-	-
106	6291574	SALA Tommaso	ITA	42	-	42 (36)	-	-	-
107	511981	WEBER Ralph	SUI	39	2 (64)	-	-	22 (36)	15 (38)
107	511741	ZURBRIGGEN Elia	SUI	39	-	-	39 (32)	-	-
109	180534	SANDELL Marcus	FIN	37	-	-	37 (33)	-	-
110	512042	KRYENBUEHL Urs	SUI	35	20 (43)	-	-	15 (38)	-
111	54005	STRIEDINGER Otmar	AUT	34	25 (36)	-	-	9 (46)	-
112	534959	JITLOFF Tim	USA	33	-	-	33 (35)	-	-
112	50753	KROELL Klaus	AUT	33	33 (32)	-	-	-	-
114	934568	RUBIE Brennan	USA	32	-	-	5 (63)	-	27 (31)
115	990048	BORSOTTI Giovanni	ITA	28	-	-	28 (36)	-	-
115	51159	NOESIG Christoph	AUT	28	-	-	28 (36)	-	-
115	194368	RAFFORT Nicolas	FRA	28	28 (35)	-	-	-	-
118	194873	SARRAZIN Cyprien	FRA	27	-	-	27 (38)	-	-
118	700830	ZAMPA Adam	SVK	27	-	13 (47)	-	-	14 (39)
120	481103	ANDRIENKO Aleksander	RUS	26	-	-	26 (40)	-	-
120	422120	SAUGESTAD Stian	NOR	26	12 (52)	-	-	14 (39)	-
122	201896	STEHLE Dominik	GER	25	-	25 (38)	-	-	-
123	54076	KOECK Niklas	AUT	24	-	-	-	24 (35)	-
123	103865	PHILP Trevor	CAN	24	-	-	24 (41)	-	-
123	380292	ZRNCIC DIM Natko	CRO	24	-	-	-	-	24 (33)
126	511127	GINI Marc	SUI	23	-	23 (39)	-	-	-
127	502015	JAKOBSEN Kristoffer	SWE	22	-	22 (40)	-	-	-
127	511899	ROCHAT Marc	SUI	22	-	22 (40)	-	-	-
129	54027	BRENNSTEINER Stefan	AUT	20	-	-	20 (44)	-	-
129	53981	KROELL Johannes	AUT	20	20 (43)	-	-	-	-
129	501116	LAHDENPERAE Anton	SWE	20	-	20 (42)	-	-	-

29-12-2017 / Bormio (ITA) / 0030

Page 3/5

www.fis-ski.com

Generation Date: FRI 29 DEC 2017

Time: 16:07

Document: 60B 1.0



AFTER 1st MEN'S ALPINE COMBINED  
OVERALL FIS WCSL LIST

Number of Competitors: 187

Rank	FIS Code	Name	NSA	WCSL	DH	SL	GS	SG	AC
132	6190176	BAILET Matthieu	FRA	19	9 (55)	-	-	10 (43)	-
132	990081	CASSE Mattia	ITA	19	7 (56)	-	-	-	12 (43)
132	292514	HEEL Werner	ITA	19	19 (45)	-	-	-	-
135	191964	POISSON David	FRA	18	13 (50)	-	-	5 (55)	-
136	202520	HOLZMANN Sebastian	GER	17	-	17 (43)	-	-	-
136	320266	JUNG Donghyun	KOR	17	-	17 (43)	-	-	-
136	180666	TORSTI Samu	FIN	17	-	-	17 (46)	-	-
139	54245	HETTEGGER Thomas	AUT	15	-	15 (45)	-	-	-
139	512269	ODERMATT Marco	SUI	15	-	-	15 (47)	-	-
139	180570	ROMAR Andreas	FIN	15	5 (59)	-	-	-	10 (45)
139	202525	SCHMID Manuel	GER	15	15 (48)	-	-	-	-
139	202265	STAUBITZER Benedikt	GER	15	-	-	15 (47)	-	-
144	481327	TRIKHICHEV Pavel	RUS	14	-	14 (46)	-	-	-
144	700879	ZAMPA Andreas	SVK	14	-	-	14 (51)	-	-
146	294904	PANGRAZZI Paolo	ITA	13	-	-	-	-	13 (41)
147	561310	HROBAT Miha	SLO	11	11 (54)	-	-	-	-
147	6291430	MAURBERGER Simon	ITA	11	-	-	11 (54)	-	-
147	6190403	NOEL Clement	FRA	11	-	11 (49)	-	-	-
147	201891	SCHMID Philipp	GER	11	-	11 (49)	-	-	-
147	53933	SCHWEIGER Patrick	AUT	11	1 (66)	-	-	10 (43)	-
147	422278	WINDINGSTAD Rasmus	NOR	11	-	-	3 (65)	8 (48)	-
153	501101	BYGGMARK Jens	SWE	10	-	10 (51)	-	-	-
153	501987	MONSEN Felix	SWE	10	1 (66)	-	-	1 (62)	8 (46)
153	202345	SCHWAIGER Dominik	GER	10	2 (64)	-	8 (59)	-	-
156	6290985	BUZZI Emanuele	ITA	9	5 (59)	-	-	2 (59)	2 (59)
156	60253	MARCHANT Armand	BEL	9	-	9 (53)	-	-	-
156	54144	MEIER Daniel	AUT	9	-	-	9 (56)	-	-
156	422390	MONSEN Marcus	NOR	9	-	-	9 (56)	-	-
156	511718	PLEISCH Manuel	SUI	9	-	-	9 (56)	-	-
161	291145	DEVILLE Cristian	ITA	8	-	8 (54)	-	-	-
162	194858	ALLEGRE Nils	FRA	7	-	-	-	7 (49)	-
162	194935	FAVROT Thibaut	FRA	7	-	-	7 (60)	-	-
162	422507	HAUGAN Timon	NOR	7	-	7 (55)	-	-	-
162	930024	MAPLE Wiley	USA	7	7 (56)	-	-	-	-
162	512038	ROGENTIN Stefan	SUI	7	-	-	-	-	7 (49)
162	380334	VIDOVIC Matej	CRO	7	-	7 (55)	-	-	-
168	934502	ANKENY Michael	USA	6	-	6 (57)	-	-	-
168	103676	BROWN Phil	CAN	6	-	6 (57)	-	-	-
168	380260	KOSTELIC Ivica	CRO	6	-	-	-	-	6 (52)
168	54209	KRENN Christoph	AUT	6	-	-	-	6 (53)	-
168	53985	MATHIS Marcel	AUT	6	-	-	6 (61)	-	-
168	511352	VILETTA Sandro	SUI	6	-	-	-	-	6 (52)
174	150743	BERNDT Ondrej	CZE	5	-	-	-	-	5 (55)
174	934523	ENGEL Mark	USA	5	-	5 (59)	-	-	-
174	202485	KETTERER David	GER	5	-	5 (59)	-	-	-
174	103271	THOMSEN Benjamin	CAN	5	5 (59)	-	-	-	-
178	290095	BALLERIN Andrea	ITA	4	-	4 (61)	-	-	-

29-12-2017 / Bormio (ITA) / 0030

Page 4/5

www.fis-ski.com

Generation Date: FRI 29 DEC 2017

Time: 16:07

Document: 60B 1.0



AFTER 1st MEN'S ALPINE COMBINED  
OVERALL FIS WCSL LIST

Number of Competitors: 187

Rank	FIS Code	Name	NSA	WCSL	DH	SL	GS	SG	AC
178	54157	DANKLMAIER Daniel	AUT	4	4 (62)	-	-	-	-
178	194457	GALEOTTI Greg	FRA	4	-	-	4 (64)	-	-
178	6531063	GINNIS AJ	USA	4	-	4 (61)	-	-	-
178	930160	KELLEY Robby	USA	4	-	4 (61)	-	-	-
178	293550	MARSAGLIA Matteo	ITA	4	4 (62)	-	-	-	-
178	380361	RODES Istok	CRO	4	-	4 (61)	-	-	-
185	561214	DEBELAK Tilen	SLO	3	-	-	-	-	3 (58)
185	512138	SIMONET Sandro	SUI	3	-	3 (65)	-	-	-
187	6290845	BOSCA Guglielmo	ITA	2	-	-	-	2 (59)	-

**LEGEND**

**AC** Alpine Combined points    **DH** Downhill points    **SG** Super-G points    **WCSL** Overall points    **SL** Slalom points  
**GS** Giant Slalom points

29-12-2017 / Bormio (ITA) / 0030

Page 5/5

[www.fis-ski.com](http://www.fis-ski.com)

Generation Date: FRI 29 DEC 2017

Time: 16:07

Document: 60B 1.0





1st MEN'S ALPINE COMBINED  
**ALPINE COMBINED FIS WORLD CUP STANDINGS**

Number of Competitors: 30

29 DEC 2017 Bormio (ITA)

Rank	FIS Code	Name	NSA	1	WC-AC	Diff.
1	194364	<b>PINTURAUULT Alexis</b>	FRA	<b>100</b>	<b>100</b>	
2	292455	<b>FILL Peter</b>	ITA	<b>80</b>	<b>80</b>	- 20
3	421483	<b>JANSRUD Kjetil</b>	NOR	<b>60</b>	<b>60</b>	- 40
4	511513	<b>CAVIEZEL Mauro</b>	SUI	<b>50</b>	<b>50</b>	- 50
5	202535	<b>DRESSEN Thomas</b>	GER	<b>45</b>	<b>45</b>	- 55
6	53902	<b>MAYER Matthias</b>	AUT	<b>40</b>	<b>40</b>	- 60
7	561255	<b>CATER Martin</b>	SLO	<b>36</b>	<b>36</b>	- 64
8	104096	<b>THOMPSON Broderick</b>	CAN	<b>32</b>	<b>32</b>	- 68
9	512031	<b>BARANDUN Gian Luca</b>	SUI	<b>29</b>	<b>29</b>	- 71
10	51215	<b>BAUMANN Romed</b>	AUT	<b>26</b>	<b>26</b>	- 74
11	293006	<b>INNERHOFER Christof</b>	ITA	<b>24</b>	<b>24</b>	- 76
12	561217	<b>KOSI Klemen</b>	SLO	<b>22</b>	<b>22</b>	- 78
13	291318	<b>TONETTI Riccardo</b>	ITA	<b>20</b>	<b>20</b>	- 80
14	6530319	<b>COCHRAN-SIEGLE Ryan</b>	USA	<b>18</b>	<b>18</b>	- 82
15	934643	<b>GOLDBERG Jared</b>	USA	<b>16</b>	<b>16</b>	- 84
16	511981	<b>WEBER Ralph</b>	SUI	<b>15</b>	<b>15</b>	- 85
17	561216	<b>KLINE Bostjan</b>	SLO	<b>14</b>	<b>14</b>	- 86
18	422139	<b>KILDE Aleksander Aamodt</b>	NOR	<b>13</b>	<b>13</b>	- 87
19	6530104	<b>BENNETT Bryce</b>	USA	<b>12</b>	<b>12</b>	- 88
19	511896	<b>MURISIER Justin</b>	SUI	<b>12</b>	<b>12</b>	- 88
21	511529	<b>GISIN Marc</b>	SUI	<b>10</b>	<b>10</b>	- 90
22	990116	<b>DE ALIPRANDINI Luca</b>	ITA	<b>9</b>	<b>9</b>	- 91
23	501987	<b>MONSEN Felix</b>	SWE	<b>8</b>	<b>8</b>	- 92
24	512038	<b>ROGENTIN Stefan</b>	SUI	<b>7</b>	<b>7</b>	- 93
25	194167	<b>MUZATON Maxence</b>	FRA	<b>6</b>	<b>6</b>	- 94
26	193967	<b>MUFFAT-JEANDET Victor</b>	FRA	<b>5</b>	<b>5</b>	- 95
27	512039	<b>ROULIN Gilles</b>	SUI	<b>4</b>	<b>4</b>	- 96
28	511847	<b>MANI Nils</b>	SUI	<b>3</b>	<b>3</b>	- 97
29	6290985	<b>BUZZI Emanuele</b>	ITA	<b>2</b>	<b>2</b>	- 98
30	422082	<b>FOSS-SOLEVAAG S.</b>	NOR	<b>1</b>	<b>1</b>	- 99

**LEGEND**

**WC-AC** World Cup points for Alpine Combined    **Diff.**    Points Difference

29-12-2017 / Bormio (ITA) / 0029

Page 1/1

[www.fis-ski.com](http://www.fis-ski.com)

Generation Date: FRI 29 DEC 2017

Time: 16:07

Document: 25A 1.0



1st MEN'S ALPINE COMBINED  
**OVERALL FIS WORLD CUP STANDINGS**

Number of Competitors: 130

Rank	FIS Code	Name	NSA	Points	DH 4 races	SL 3 races	GS 4 races	SG 3 races	AC 1 race
1	53831	HIRSCHER Marcel	AUT	534	-	214 (2)	320 (1)	-	-
2	422304	KRISTOFFERSEN Henrik	NOR	505	-	220 (1)	285 (2)	-	-
3	421483	JANSRUD Kjetil	NOR	465	209 (3)	-	16 (35)	180 (1)	60 (3)
4	421328	SVINDAL Aksel Lund	NOR	454	340 (1)	-	-	114 (7)	-
5	194364	PINTURAUULT Alexis	FRA	387	-	58 (13)	180 (4)	49 (17)	100 (1)
6	53902	MAYER Matthias	AUT	318	156 (5)	-	22 (30)	100 (9)	40 (6)
7	511383	FEUZ Beat	SUI	316	262 (2)	-	-	54 (15)	-
8	53817	FRANZ Max	AUT	303	131 (6)	-	-	172 (3)	-
9	422139	KILDE Aleksander Aamodt	NOR	297	97 (10)	-	55 (17)	132 (6)	13 (18)
10	291459	PARIS Dominik	ITA	272	200 (4)	-	-	72 (12)	-
11	53980	KRIECHMAYR Vincent	AUT	259	85 (13)	-	-	174 (2)	-
12	292455	FILL Peter	ITA	255	96 (11)	-	-	79 (10)	80 (2)
13	202535	DRESSEN Thomas	GER	220	120 (7)	-	-	55 (14)	45 (5)
14	192746	THEAUX Adrien	FRA	216	114 (8)	-	-	102 (8)	-
15	50742	REICHELT Hannes	AUT	209	73 (16)	-	-	136 (5)	-
16	293006	INNERHOFER Christof	ITA	204	113 (9)	-	-	67 (13)	24 (11)
17	501324	OLSSON Matts	SWE	198	-	-	198 (3)	-	-
18	202059	FERSTL Josef	GER	169	25 (24)	-	-	144 (4)	-
19	511896	MURISIER Justin	SUI	167	-	-	155 (5)	-	12 (19)
20	54063	FELLER Manuel	AUT	163	-	45 (21)	118 (8)	-	-
21	511513	CAVIEZEL Mauro	SUI	161	96 (11)	-	-	15 (30)	50 (4)
22	511983	AERNI Luca	SUI	158	-	130 (3)	28 (27)	-	-
23	200379	SANDER Andreas	GER	151	75 (15)	-	-	76 (11)	-
24	501017	MYHRER Andre	SWE	146	-	84 (8)	62 (15)	-	-
24	421669	NESTVOLD-HAUGEN L.	NOR	146	-	46 (20)	100 (10)	-	-
26	202437	LUITZ Stefan	GER	140	-	-	140 (6)	-	-
27	512182	MEILLARD Loic	SUI	135	-	58 (13)	77 (13)	-	-
28	561244	KRANJEC Zan	SLO	124	-	-	124 (7)	-	-
29	51215	BAUMANN Romed	AUT	114	71 (17)	-	-	17 (29)	26 (10)
30	512039	ROULIN Gilles	SUI	110	80 (14)	-	-	26 (22)	4 (27)
31	501111	HARGIN Mattias	SWE	105	-	105 (4)	-	-	-
31	292491	MOELGG Manfred	ITA	105	-	65 (11)	40 (21)	-	-
33	534562	LIGETY Ted	USA	104	-	-	104 (9)	-	-
34	201702	NEUREUTHER Felix	GER	100	-	100 (5)	-	-	-
34	511996	YULE Daniel	SUI	100	-	100 (5)	-	-	-
36	422082	FOSS-SOLEVAAG Sebastian	NOR	98	-	97 (7)	-	-	1 (30)
37	990116	DE ALIPRANDINI Luca	ITA	93	-	-	78 (12)	6 (37)	9 (22)



1st MEN'S ALPINE COMBINED  
OVERALL FIS WORLD CUP STANDINGS

Number of Competitors: 130

Rank	FIS Code	Name	NSA	Points	DH 4 races	SL 3 races	GS 4 races	SG 3 races	AC 1 race
38	293797	GROSS Stefano	ITA	82	-	82 (9)	-	-	-
39	194495	FAIVRE Mathieu	FRA	81	-	-	81 (11)	-	-
40	54170	MATT Michael	AUT	74	-	68 (10)	6 (42)	-	-
41	193967	MUFFAT-JEANDET Victor	FRA	72	-	29 (23)	38 (23)	-	5 (26)
41	380335	ZUBCIC Filip	CRO	72	-	-	72 (14)	-	-
43	6530104	BENNETT Bryce	USA	71	59 (19)	-	-	-	12 (19)
44	102899	OSBORNE-PARADIS Manuel	CAN	70	69 (18)	-	-	1 (42)	-
45	561255	CATER Martin	SLO	67	6 (39)	-	-	25 (23)	36 (7)
46	934643	GOLDBERG Jared	USA	66	50 (21)	-	-	-	16 (15)
47	202462	DOPFER Fritz	GER	63	-	52 (16)	11 (40)	-	-
47	54320	SCHWARZ Marco	AUT	63	-	49 (19)	14 (36)	-	-
49	192665	GRANGE Jean-Baptiste	FRA	62	-	62 (12)	-	-	-
50	292967	EISATH Florian	ITA	58	-	-	58 (16)	-	-
51	53889	HIRSCHBUEHL Christian	AUT	57	-	57 (15)	-	-	-
52	561216	KLINE Bostjan	SLO	56	8 (36)	-	-	34 (19)	14 (17)
53	294890	NANI Roberto	ITA	55	-	-	55 (17)	-	-
54	202597	SCHMID Alexander	GER	54	-	-	54 (19)	-	-
55	100558	COOK Dustin	CAN	53	-	-	-	53 (16)	-
56	191459	LIZEROUX Julien	FRA	52	-	52 (16)	-	-	-
56	220689	RYDING Dave	GBR	52	-	52 (16)	-	-	-
58	512031	BARANDUN Gian Luca	SUI	51	22 (27)	-	-	-	29 (9)
58	191740	CLAREY Johan	FRA	51	51 (20)	-	-	-	-
58	191750	FANARA Thomas	FRA	51	-	-	51 (20)	-	-
61	511139	KUENG Patrick	SUI	49	49 (22)	-	-	-	-
62	104096	THOMPSON Broderick	CAN	48	16 (30)	-	-	-	32 (8)
63	421860	NORDBOTTEN Jonathan	NOR	45	-	45 (21)	-	-	-
64	103729	READ Erik	CAN	43	-	19 (26)	24 (28)	-	-
65	511638	TUMLER Thomas	SUI	42	-	-	-	42 (18)	-
66	531799	FORD Tommy	USA	40	-	-	40 (21)	-	-
67	511852	CAVIEZEL Gino	SUI	37	-	-	37 (24)	-	-
67	291318	TONETTI Riccardo	ITA	37	-	-	17 (33)	-	20 (13)
69	54031	LEITINGER Roland	AUT	36	-	-	36 (25)	-	-
70	54027	BRENNSTEINER Stefan	AUT	35	-	-	35 (26)	-	-
71	561322	HADALIN Stefan	SLO	34	-	15 (29)	19 (31)	-	-
71	194190	ROGER Brice	FRA	34	30 (23)	-	-	4 (38)	-
73	531452	BIESEMEYER Thomas	USA	31	-	-	-	31 (20)	-
74	530874	GANONG Travis	USA	30	1 (45)	-	-	29 (21)	-
74	422310	SEJERSTED Adrian Smiseth	NOR	30	12 (33)	-	-	18 (28)	-
76	511908	SCHMIDIGER Reto	SUI	26	-	26 (24)	-	-	-
76	54009	WALDER Christian	AUT	26	4 (42)	-	-	22 (26)	-
78	511529	GISIN Marc	SUI	24	14 (32)	-	-	-	10 (21)
78	54076	KOECK Niklas	AUT	24	-	-	-	24 (24)	-
78	103865	PHILP Trevor	CAN	24	-	-	24 (28)	-	-
78	194368	RAFFORT Nicolas	FRA	24	24 (25)	-	-	-	-
78	511981	WEBER Ralph	SUI	24	-	-	-	9 (32)	15 (16)
83	192932	FAYED Guillermo	FRA	23	23 (26)	-	-	-	-
83	530939	WEIBRECHT Andrew	USA	23	-	-	-	23 (25)	-

29-12-2017 / Bormio (ITA) / 0030

Page 2/4

www.fis-ski.com

Generation Date: FRI 29 DEC 2017

Time: 16:07

Document: 25B 1.0



1st MEN'S ALPINE COMBINED  
OVERALL FIS WORLD CUP STANDINGS

Number of Competitors: 130

Rank	FIS Code	Name	NSA	Points	DH 4 races	SL 3 races	GS 4 races	SG 3 races	AC 1 race
85	102263	GUAY Erik	CAN	22	-	-	-	22 (26)	-
85	561217	KOSI Klemen	SLO	22	-	-	-	-	22 (12)
85	54005	STRIEDINGER Otmar	AUT	22	22 (27)	-	-	-	-
88	53981	KROELL Johannes	AUT	20	20 (29)	-	-	-	-
88	511902	ZENHAEUSERN Ramon	SUI	20	-	20 (25)	-	-	-
90	512042	KRYENBUEHL Urs	SUI	19	10 (34)	-	-	9 (32)	-
90	422120	SAUGESTAD Stian	NOR	19	6 (39)	-	-	13 (31)	-
92	194262	BUFFET Robin	FRA	18	-	18 (27)	-	-	-
92	534508	CHODOUNSKY David	USA	18	-	18 (27)	-	-	-
92	6530319	COCHRAN-SIEGLE Ryan	USA	18	-	-	-	-	18 (14)
92	511741	ZURBRIGGEN Elia	SUI	18	-	-	18 (32)	-	-
96	481103	ANDRIENKO Aleksander	RUS	17	-	-	17 (33)	-	-
97	422073	NETELAND Bjoernar	NOR	16	-	-	14 (36)	2 (41)	-
98	54245	HETTEGGER Thomas	AUT	15	-	15 (29)	-	-	-
98	202525	SCHMID Manuel	GER	15	15 (31)	-	-	-	-
100	481327	TRIKHICHEV Pavel	RUS	14	-	14 (31)	-	-	-
101	6190176	BAILET Matthieu	FRA	13	9 (35)	-	-	4 (38)	-
101	990048	BORSOTTI Giovanni	ITA	13	-	-	13 (38)	-	-
101	194935	FAVROT Thibaut	FRA	13	-	-	13 (38)	-	-
101	201896	STEHLE Dominik	GER	13	-	13 (32)	-	-	-
105	511899	ROCHAT Marc	SUI	12	-	12 (33)	-	-	-
106	534959	JITLOFF Tim	USA	11	-	-	11 (40)	-	-
106	6190403	NOEL Clement	FRA	11	-	11 (34)	-	-	-
106	202451	STRASSER Linus	GER	11	-	11 (34)	-	-	-
109	51395	DIGRUBER Marc	AUT	10	-	10 (36)	-	-	-
110	194298	GIEZENDANNER Blaise	FRA	9	-	-	-	9 (32)	-
110	480736	KHOROSHILOV Alexander	RUS	9	-	9 (37)	-	-	-
112	291145	DEVILLE Cristian	ITA	8	-	8 (38)	-	-	-
112	292514	HEEL Werner	ITA	8	8 (36)	-	-	-	-
112	202520	HOLZMANN Sebastian	GER	8	-	8 (38)	-	-	-
112	501987	MONSEN Felix	SWE	8	-	-	-	-	8 (23)
112	422278	WINDINGSTAD Rasmus	NOR	8	-	-	-	8 (35)	-
117	194858	ALLEGRE Nils	FRA	7	-	-	-	7 (36)	-
117	422507	HAUGAN Timon	NOR	7	-	7 (40)	-	-	-
117	930024	MAPLE Wiley	USA	7	7 (38)	-	-	-	-
117	512038	ROGENTIN Stefan	SUI	7	-	-	-	-	7 (24)
121	511847	MANI Nils	SUI	6	3 (43)	-	-	-	3 (28)
121	194167	MUZATON Maxence	FRA	6	-	-	-	-	6 (25)
121	201891	SCHMID Philipp	GER	6	-	6 (41)	-	-	-
124	202485	KETTERER David	GER	5	-	5 (42)	-	-	-
124	180570	ROMAR Andreas	FIN	5	5 (41)	-	-	-	-
126	54209	KRENN Christoph	AUT	4	-	-	-	4 (38)	-
126	53985	MATHIS Marcel	AUT	4	-	-	4 (43)	-	-
128	6290985	BUZZI Emanuele	ITA	2	-	-	-	-	2 (29)
128	202345	SCHWAIGER Dominik	GER	2	2 (44)	-	-	-	-
130	103271	THOMSEN Benjamin	CAN	1	1 (45)	-	-	-	-



---

1st MEN'S ALPINE COMBINED  
OVERALL FIS WORLD CUP STANDINGS

---

**LEGEND**

**AC** Alpine Combined points   **DH** Downhill points   **SG** Super-G points   **Points** Overall points   **SL** Slalom points  
**GS** Giant Slalom points

29-12-2017 / Bormio (ITA) / 0030

Page 4/4

[www.fis-ski.com](http://www.fis-ski.com)

Generation Date: FRI 29 DEC 2017

Time: 16:07

Document: 25B 1.0





1st MEN'S ALPINE COMBINED  
MEN FIS NATION CUP

Number of Nations: 14

Rank	NSA	Points	Diff.	DH	SL	GS	SG	AC	TE
1	AUT <b>Austria</b>	<b>2290</b>		562	458	555	649	66	-
2	NOR <b>Norway</b>	<b>2090</b>	- 200	664	415	470	467	74	-
3	SUI <b>Switzerland</b>	<b>1482</b>	- 808	536	346	315	155	130	-
4	ITA <b>Italy</b>	<b>1192</b>	- 1098	417	155	261	224	135	-
5	FRA <b>France</b>	<b>1130</b>	- 1160	251	230	363	175	111	-
6	GER <b>Germany</b>	<b>957</b>	- 1333	237	195	205	275	45	-
7	SWE <b>Sweden</b>	<b>457</b>	- 1833	-	189	260	-	8	-
8	USA <b>United States of America</b>	<b>419</b>	- 1871	117	18	155	83	46	-
9	SLO <b>Slovenia</b>	<b>303</b>	- 1987	14	15	143	59	72	-
10	CAN <b>Canada</b>	<b>261</b>	- 2029	86	19	48	76	32	-
11	CRO <b>Croatia</b>	<b>72</b>	- 2218	-	-	72	-	-	-
12	GBR <b>Great Britain</b>	<b>52</b>	- 2238	-	52	-	-	-	-
13	RUS <b>Russian Federation</b>	<b>40</b>	- 2250	-	23	17	-	-	-
14	FIN <b>Finland</b>	<b>5</b>	- 2285	5	-	-	-	-	-

1st MEN'S ALPINE COMBINED  
**FIS OVERALL NATION CUP**

Number of Nations: 22

Rk	NSA	Overall+TE			DH Points			SL Points			GS Points			SG Points			AC Points		
		M+W	M	W	M+W	M	W	M+W	M	W	M+W	M	W	M+W	M	W	M+W	M	W
1	AUT	4033	2290	1743	840	562	278	917	458	459	932	555	377	1278	649	629	66	66	-
2	SUI	3122	1482	1640	746	536	210	829	346	483	554	315	239	863	155	708	130	130	-
3	NOR	2669	2090	579	696	664	32	545	415	130	745	470	275	609	467	142	74	74	-
4	ITA	2621	1192	1429	620	417	203	325	155	170	771	261	510	770	224	546	135	135	-
5	GER	1795	957	838	411	237	174	448	195	253	508	205	303	383	275	108	45	45	-
6	FRA	1783	1130	653	266	251	15	292	230	62	700	363	337	414	175	239	111	111	-
7	USA	1701	419	1282	449	117	332	427	18	409	442	155	287	337	83	254	46	46	-
8	SWE	1006	457	549	-	-	-	563	189	374	429	260	169	6	-	6	8	8	-
9	SLO	618	303	315	14	14	-	102	15	87	369	143	226	61	59	2	72	72	-
10	SVK	385	-	385	-	-	-	305	-	305	80	-	80	-	-	-	-	-	-
11	LIE	374	-	374	125	-	125	-	-	-	9	-	9	240	-	240	-	-	-
12	CAN	360	261	99	86	86	-	97	19	78	64	48	16	81	76	5	32	32	-
13	GBR	90	52	38	-	-	-	53	52	1	37	-	37	-	-	-	-	-	-
14	CRO	72	72	-	-	-	-	-	-	-	72	72	-	-	-	-	-	-	-
15	CZE	58	-	58	56	-	56	2	-	2	-	-	-	-	-	-	-	-	-
16	RUS	40	40	-	-	-	-	23	23	-	17	17	-	-	-	-	-	-	-
17	SRB	25	-	25	-	-	-	25	-	25	-	-	-	-	-	-	-	-	-
18	HUN	18	-	18	18	-	18	-	-	-	-	-	-	-	-	-	-	-	-
19	POL	14	-	14	-	-	-	14	-	14	-	-	-	-	-	-	-	-	-
20	NED	12	-	12	-	-	-	6	-	6	6	-	6	-	-	-	-	-	-
21	JPN	6	-	6	-	-	-	-	-	-	6	-	6	-	-	-	-	-	-
22	FIN	5	5	-	5	5	-	-	-	-	-	-	-	-	-	-	-	-	-



---

AFTER 1st MEN'S ALPINE COMBINED  
MANUFACTURERS STANDINGS MEN

---

Number of Manufacturers: 7

Rank	Manufacturer	Points	Diff.	DH	SL	GS	SG	AC
1	Head	<b>2395</b>		965	105	465	660	200
2	Rossignol	<b>1120</b>	- 1275	155	310	570	40	45
3	Atomic	<b>1115</b>	- 1280	110	305	370	200	130
4	Salomon	<b>335</b>	- 2060	85	130	-	120	-
5	Fischer	<b>325</b>	- 2070	40	140	-	145	-
6	Nordica	<b>285</b>	- 2110	185	100	-	-	-
7	Voelkl	<b>135</b>	- 2260	-	40	95	-	-

AFTER 1st MEN'S ALPINE COMBINED  
**MANUFACTURERS STANDINGS OVERALL**

Number of Manufacturers: 9

Rk	Manuf.	Overall			DH Points			SL Points			GS Points			SG Points			AC Points		
		M+W	M	W	M+W	M	W	M+W	M	W	M+W	M	W	M+W	M	W	M+W	M	W
1	Head	<b>4005</b>	2395	1610	<b>1240</b>	965	275	<b>490</b>	105	385	<b>700</b>	465	235	<b>1375</b>	660	715	<b>200</b>	200	-
2	Rossignol	<b>2540</b>	1120	1420	<b>260</b>	155	105	<b>920</b>	310	610	<b>1050</b>	570	480	<b>265</b>	40	225	<b>45</b>	45	-
3	Atomic	<b>2165</b>	1115	1050	<b>310</b>	110	200	<b>685</b>	305	380	<b>655</b>	370	285	<b>385</b>	200	185	<b>130</b>	130	-
4	Fischer	<b>560</b>	325	235	<b>40</b>	40	-	<b>185</b>	140	45	-	-	-	<b>335</b>	145	190	-	-	-
5	Stoeckli	<b>540</b>	-	540	<b>120</b>	-	120	-	-	-	<b>280</b>	-	280	<b>140</b>	-	140	-	-	-
6	Salomon	<b>335</b>	335	-	<b>85</b>	85	-	<b>130</b>	130	-	-	-	-	<b>120</b>	120	-	-	-	-
7	Voelkl	<b>310</b>	135	175	-	-	-	<b>130</b>	40	90	<b>135</b>	95	40	<b>45</b>	-	45	-	-	-
8	Nordica	<b>285</b>	285	-	<b>185</b>	185	-	<b>100</b>	100	-	-	-	-	-	-	-	-	-	-
9	Dynastar	<b>230</b>	-	230	<b>50</b>	-	50	-	-	-	<b>180</b>	-	180	-	-	-	-	-	-