

ALPHABETICAL LIST OF COMPETITORS TRAINING 3

Number of Competitors: 84, Number of NSA: 20

NSA	FIS Code	Name	FIS Points (28th of December 2017 - List 8)									
			DH		SL		GS		SG		AC	
AUT (9)	51215	BAUMANN Romed	4.87	(20)	411.20	(5240)	37.38	(742)	18.13	(126)	4.17	(11)
	53968	BERTHOLD Frederic	8.29	(41)	99.14	(2752)	69.84	(1973)	13.97	(80)	4.34	(14)
	53817	FRANZ Max	3.62	(8)	576.63	(5377)	153.30	(4086)	2.36	(4)	25.49	(78)
	53980	KRIECHMAYR Vincent	4.24	(13)	145.11	(3816)	34.55	(640)	2.73	(5)	4.17	(11)
	53902	MAYER Matthias	2.75	(6)	306.80	(5052)	32.49	(577)	3.61	(10)	21.36	(57)
	50742	REICHELTH Hannes	4.08	(11)	999.00	(5467)	44.88	(1018)	1.89	(3)	73.44	(438)
	54320	SCHWARZ Marco	53.18	(332)	5.38	(18)	11.91	(99)	57.64	(630)	24.17	(70)
	54005	STRIEDINGER Otmar	12.87	(71)	999.00	(5467)	100.04	(2942)	9.75	(51)	45.77	(222)
	54009	WALDER Christian	9.05	(46)	649.29	(5406)	26.40	(394)	7.50	(39)	33.83	(134)
BLR (1)	660021	DANILOCHKIN Yuri	42.02	(256)	41.38	(828)	55.98	(1426)	54.22	(575)	85.26	(517)
CAN (4)	102899	OSBORNE-PARADIS Manuel	4.20	(12)	999.00	(5467)	239.16	(4832)	5.59	(21)	-	
	104468	READ Jeffrey	24.15	(130)	9.40	(59)	17.40	(187)	11.64	(66)	41.39	(189)
	104096	THOMPSON Broderick	8.97	(45)	37.40	(694)	48.81	(1165)	11.39	(64)	38.50	(171)
	103271	THOMSEN Benjamin	15.40	(92)	457.08	(5289)	36.42	(711)	26.60	(203)	399.10	(1756)
CRO (2)	380361	RODES Istok	34.35	(193)	11.30	(91)	32.74	(587)	65.86	(776)	19.81	(49)
	380292	ZRNCIC DIM Natko	12.71	(69)	15.44	(149)	41.64	(899)	13.06	(76)	5.38	(24)
CZE (3)	150743	BERNDT Ondrej	22.09	(122)	13.51	(116)	19.71	(238)	26.17	(200)	20.66	(51)
	151215	FOREJTEK Filip	19.69	(112)	38.55	(737)	29.37	(480)	44.59	(429)	37.43	(158)
	150644	KRYZL Krystof	58.61	(381)	10.36	(72)	11.77	(97)	23.17	(169)	5.73	(27)
DEN (1)	170131	FAARUP Christoffer	16.56	(94)	53.76	(1257)	24.50	(349)	16.72	(107)	29.67	(101)
FIN (1)	180570	ROMAR Andreas	19.50	(111)	77.31	(2068)	60.20	(1588)	18.54	(130)	22.63	(59)
FRA (9)	191740	CLAREY Johan	5.07	(22)	820.34	(5446)	111.09	(3248)	20.77	(146)	150.17	(1032)
	192932	FAYED Guillermo	5.54	(25)	236.88	(4748)	88.34	(2574)	34.20	(279)	462.42	(1829)
	194298	GIEZENDANNER Blaise	8.50	(42)	378.68	(5191)	57.42	(1488)	5.87	(25)	22.76	(60)
	192504	MERMILLOD BLONDIN Thomas	17.55	(97)	17.26	(183)	27.91	(438)	19.43	(142)	2.00	(6)
	193967	MUFFAT-JEANDET Victor	55.59	(351)	5.88	(24)	5.24	(17)	20.11	(143)	4.43	(15)
	194167	MUZATON Maxence	6.53	(35)	153.77	(3944)	217.97	(4719)	14.02	(82)	3.47	(9)
	194368	RAFFORT Nicolas	9.81	(54)	395.06	(5216)	76.46	(2228)	17.53	(118)	73.24	(437)

ALPHABETICAL LIST OF COMPETITORS TRAINING 3

Number of Competitors: 84, Number of NSA: 20

NSA	FIS Code	Name	FIS Points (28th of December 2017 - List 8)							
			DH	SL	GS	SG	AC			
FRA (9)	194190	ROGER Brice	5.99 (29)	154.28 (3950)	172.41 (4344)	14.62 (88)	130.58 (882)			
	192746	THEAUX Adrien	3.57 (7)	70.79 (1840)	210.87 (4681)	4.28 (13)	5.69 (26)			
GER (4)	202535	DRESSEN Thomas	4.69 (17)	55.28 (1316)	40.13 (846)	5.63 (22)	5.99 (30)			
	202059	FERSTL Josef	6.59 (36)	160.23 (4043)	86.31 (2503)	3.57 (9)	33.43 (131)			
	200379	SANDER Andreas	4.35 (15)	545.72 (5355)	601.91 (5350)	4.34 (14)	33.88 (135)			
	202525	SCHMID Manuel	9.76 (53)	393.11 (5212)	37.18 (736)	17.93 (123)	667.67 (1933)			
ITA (7)	6290985	BUZZI Emanuele	12.71 (69)	126.41 (3440)	14.03 (123)	12.01 (68)	29.27 (97)			
	990081	CASSE Mattia	9.83 (55)	214.23 (4594)	28.74 (457)	6.00 (31)	29.79 (102)			
	6290393	CAZZANIGA Davide	17.98 (100)	229.64 (4684)	149.84 (4033)	15.53 (99)	49.53 (259)			
	292455	FILL Peter	1.13 (4)	318.45 (5081)	95.99 (2798)	3.40 (8)	41.58 (192)			
	293006	INNERHOFER Christof	4.97 (21)	105.00 (2893)	28.70 (455)	4.56 (15)	19.70 (47)			
	291459	PARIS Dominik	1.70 (5)	688.71 (5419)	25.18 (368)	3.03 (6)	4.60 (18)			
	291318	TONETTI Riccardo	47.76 (302)	10.96 (83)	5.81 (26)	14.72 (90)	27.54 (88)			
JPN (1)	303758	SUGAI Ryo	35.39 (204)	26.72 (377)	42.93 (945)	17.28 (113)	29.42 (99)			
KOS (1)	942023	TAHIRI Albin	65.55 (447)	97.63 (2707)	78.24 (2283)	63.90 (742)	98.41 (608)			
NOR (8)	422082	FOSS-SOLEV. Sebastian	42.77 (268)	5.18 (17)	67.75 (1885)	39.26 (350)	36.65 (155)			
	421483	JANSRUD Kjetil	0.11 (2)	130.73 (3516)	27.37 (422)	0.00 (1)	5.90 (29)			
	422139	KILDE Aleksander Aamodt	3.81 (10)	95.18 (2635)	14.00 (122)	1.78 (2)	0.78 (2)			
	422073	NETELAND Bjoernar	29.30 (159)	13.64 (120)	9.47 (59)	8.20 (41)	15.59 (38)			
	422120	SAUGESTAD Stian	10.93 (62)	41.69 (848)	17.66 (194)	9.89 (54)	23.48 (67)			
	422310	SEJERSTED Adrian Smiseth	8.71 (43)	83.90 (2282)	32.64 (582)	5.99 (30)	42.58 (201)			
	421328	SVINDAL Aksel Lund	0.00 (1)	97.35 (2701)	30.83 (523)	3.23 (7)	4.43 (15)			
	422278	WINDINGSTAD Rasmus	25.99 (143)	16.87 (176)	7.17 (40)	21.75 (158)	14.20 (35)			
RUS (1)	481327	TRIKHICHEV Pavel	31.87 (177)	6.24 (34)	6.00 (31)	23.06 (167)	19.70 (47)			
SLO (7)	561255	CATER Martin	6.33 (34)	43.11 (908)	24.70 (354)	5.90 (27)	4.17 (11)			
	561214	DEBELAK Tilen	32.76 (182)	53.72 (1255)	23.37 (317)	13.98 (81)	26.62 (85)			
	561322	HADALIN Stefan	73.98 (531)	9.18 (56)	11.08 (86)	23.17 (169)	19.04 (45)			
	561310	HROBAT Miha	18.26 (102)	21.22 (250)	12.43 (104)	14.16 (84)	20.80 (54)			
	561216	KLINE Bostjan	4.27 (14)	135.48 (3610)	31.55 (545)	5.16 (17)	35.10 (143)			
	561217	KOSI Klemen	7.33 (39)	18.26 (202)	18.08 (203)	6.32 (34)	5.38 (24)			
	561067	PERKO Rok	21.02 (116)	710.91 (5427)	48.54 (1157)	18.86 (133)	48.00 (244)			
SRB (1)	310426	VUKICEVIC Marko	7.66 (40)	26.13 (362)	39.66 (831)	15.47 (97)	20.77 (53)			
SUI (13)	511983	AERNI Luca	31.06 (171)	4.74 (13)	20.53 (257)	30.34 (231)	1.04 (4)			
	512031	BARANDUN Gian Luca	10.18 (56)	106.97 (2932)	32.69 (584)	9.30 (49)	28.96 (95)			
	511513	CAVIEZEL Mauro	5.14 (24)	45.54 (980)	25.31 (376)	5.34 (19)	2.00 (6)			
	511383	FEUZ Beat	0.44 (3)	290.87 (4994)	71.49 (2041)	4.13 (12)	50.68 (268)			

ALPHABETICAL LIST OF COMPETITORS TRAINING 3

Number of Competitors: 84, Number of NSA: 20

NSA	FIS Code	Name	FIS Points (28th of December 2017 - List 8)							
			DH	SL	GS	SG	AC			
SUI (13)	511529	GISIN Marc	9.56 (49)	174.23 (4233)	113.59 (3306)	11.02 (61)	4.86 (20)			
	511313	JANKA Carlo	4.61 (16)	978.26 (5464)	16.06 (162)	5.75 (23)	4.86 (20)			
	512042	KRYENBUEHL Urs	10.96 (63)	112.23 (3073)	42.40 (928)	11.66 (67)	32.31 (116)			
	511139	KUENG Patrick	5.07 (22)	363.02 (5166)	287.43 (5012)	14.45 (87)	322.92 (1638)			
	511847	MANI Nils	6.00 (31)	232.25 (4713)	40.94 (876)	15.34 (96)	4.73 (19)			
	511896	MURISIER Justin	23.50 (127)	10.56 (75)	4.44 (8)	17.44 (116)	1.48 (5)			
	512038	ROGENTIN Stefan	10.90 (61)	63.00 (1568)	11.34 (87)	12.30 (70)	16.44 (40)			
	512039	ROULIN Gilles	5.92 (27)	77.57 (2073)	9.89 (68)	6.00 (31)	17.60 (43)			
511981	WEBER Ralph	13.22 (77)	71.54 (1875)	130.59 (3695)	12.81 (73)	20.24 (50)				
SVK (2)	700830	ZAMPA Adam	71.54 (503)	7.80 (44)	7.09 (39)	43.41 (403)	29.55 (100)			
	700879	ZAMPA Andreas	65.55 (447)	18.41 (204)	8.09 (48)	41.17 (367)	43.94 (213)			
SWE (1)	501987	MONSEN Felix	15.03 (90)	41.04 (816)	22.48 (295)	13.27 (78)	30.65 (108)			
USA (8)	6530104	BENNETT Bryce	5.69 (26)	33.60 (571)	102.81 (3004)	21.01 (151)	4.56 (17)			
	6530319	COCHRAN-SIEGLE Ryan	27.05 (148)	28.48 (430)	8.84 (53)	10.35 (59)	5.82 (28)			
	6531127	DUFFY Drew	27.74 (153)	22.13 (277)	21.05 (269)	12.01 (68)	24.52 (73)			
	934643	GOLDBERG Jared	5.99 (29)	75.33 (2000)	30.41 (513)	9.00 (47)	15.21 (36)			
	534562	LIGETY Ted	30.77 (168)	20.68 (236)	4.69 (11)	7.04 (37)	8.98 (33)			
	930024	MAPLE Wiley	12.96 (72)	200.61 (4502)	62.56 (1681)	29.47 (226)	108.96 (709)			
	533866	NYMAN Steven	4.80 (18)	548.86 (5359)	67.08 (1855)	19.20 (137)	44.97 (218)			
6531217	WEISEL Kipling	18.74 (105)	20.17 (229)	13.15 (115)	10.15 (56)	23.35 (65)				

LEGEND	DH Downhill	SL Slalom	GS Giant Slalom	SG Super-G	AC Alpine Combined
---------------	--------------------	------------------	------------------------	-------------------	---------------------------

11-01-2018 / Wengen (SUI) / 0041

Page 3/3

Data Processing by LONGINES


www.fis-ski.com

LONGINES Timing

Generation Date: THU 11 JAN 2018

Time: 12:06

Document: 32E 1.0




AUDI FIS SKI WORLD CUP 2017/18


Audi FIS Ski World Cup

Wengen (SUI)


5th MEN'S DOWNHILL

THU 11 JAN 2018

Start Time: 12:30

DRAW LIST BY POINTS TRAINING 3


Number of Competitors: 84, Number of NSA: 20 Ranked 120 in the FIS List: PANGRAZZI P. FIS Pts: 21.80

No.	FIS Code	Name	NSA	WC SL-DH	WC SL-O	FIS-DH
1	421328	SVINDAL Aksel Lund	NOR	541 (1)	814 (5)	0.00 (1)
2	421483	JANSRUD Kjetil	NOR	498 (2)	1033 (3)	0.11 (2)
3	511383	FEUZ Beat	SUI	477 (3)	651 (9)	0.44 (3)
4	291459	PARIS Dominik	ITA	435 (4)	718 (6)	1.70 (5)
5	292455	FILL Peter	ITA	386 (5)	697 (8)	1.13 (4)
6	53902	MAYER Matthias	AUT	313 (6)	572 (10)	2.75 (6)
7	192746	THEAUX Adrien	FRA	254 (7)	436 (18)	3.57 (7)
8	53817	FRANZ Max	AUT	250 (8)	542 (13)	3.62 (8)
9	422139	KILDE Aleksander Aamodt	NOR	228 (9)	703 (7)	3.81 (9)
10	50742	REICHELTH Hannes	AUT	225 (10)	549 (12)	4.08 (10)
11	102899	OSBORNE-PARADIS Manuel	CAN	201 (11)	276 (36)	4.20 (11)
12	53980	KRIECHMAYR Vincent	AUT	181 (13)	491 (14)	4.24 (12)
13	202535	DRESSEN Thomas	GER	175 (14)	307 (29)	4.69 (16)
14	200379	SANDER Andreas	GER	171 (15)	330 (26)	4.35 (14)
15	561216	KLINKE Bostjan	SLO	168 (16)	286 (32)	4.27 (13)
16	293006	INNERHOFER Christof	ITA	153 (17)	327 (27)	4.97 (19)
17	511139	KUENG Patrick	SUI	147 (18)	154 (53)	5.07 (21)
18	511313	JANKA Carlo	SUI	144 (19)	259 (39)	4.61 (15)
19	51215	BAUMANN Romed	AUT	142 (20)	246 (41)	4.87 (18)
20	511513	CAVIEZEL Mauro	SUI	140 (21)	358 (23)	5.14 (22)
21	533866	NYMAN Steven	USA	132 (22)	142 (59)	4.80 (17)
22	191740	CLAREY Johan	FRA	130 (23)	133 (62)	5.07 (20)
23	6530104	BENNETT Bryce	USA	99 (25)	154 (53)	5.69 (24)
24	192932	FAYED Guillermo	FRA	91 (26)	91 (74)	5.54 (23)
25	512039	ROULIN Gilles	SUI	80 (27)	113 (66)	5.92 (25)
26	934643	GOLDBERG Jared	USA	78 (28)	95 (70)	5.99 (27)
27	194190	ROGER Brice	FRA	70 (29)	83 (79)	5.99 (26)
28	202059	FERSTL Josef	GER	58 (31)	269 (38)	6.59 (31)
29	194167	MUZATON Maxence	FRA	31 (33)	101 (69)	6.53 (30)
30	54009	WALDER Christian	AUT	31 (33)	76 (83)	9.05 (38)
31	511847	MANI Nils	SUI	22 (39)	59 (92)	6.00 (28)
32	561255	CATER Martin	SLO	12 (52)	145 (57)	6.33 (29)
33	561217	KOSI Klemen	SLO	1 (66)	49 (99)	7.33 (32)
34	310426	VUKICEVIC Marko	SRB	-	-	7.66 (33)
35	53968	BERTHOLD Frederic	AUT	7 (56)	47 (102)	8.29 (34)
36	194298	GIEZENDANNER Blaise	FRA	21 (41)	90 (75)	8.50 (35)

DRAW LIST BY POINTS TRAINING 3

Number of Competitors: 84, Number of NSA: 20 Ranked 120 in the FIS List: PANGRAZZI P. FIS Pts: 21.80

No.	FIS Code	Name	NSA	WCSL-DH	WCSL-O	FIS-DH
37	422310	SEJERSTED Adrian Smiseth	NOR	23 (38)	79 (82)	8.71 (36)
38	104096	THOMPSON Broderick	CAN	16 (47)	48 (100)	8.97 (37)
39	511529	GISIN Marc	SUI	25 (36)	67 (89)	9.56 (39)
40	202525	SCHMID Manuel	GER	15 (48)	15 (140)	9.76 (40)
41	194368	RAFFORT Nicolas	FRA	28 (35)	28 (120)	9.81 (41)
42	990081	CASSE Mattia	ITA	7 (56)	19 (131)	9.83 (42)
43	512031	BARANDUN Gian Luca	SUI	22 (39)	53 (94)	10.18 (43)
44	512038	ROGENTIN Stefan	SUI	-	7 (162)	10.90 (44)
45	422120	SAUGESTAD Stian	NOR	12 (52)	26 (122)	10.93 (45)
46	512042	KRYENBUEHL Urs	SUI	20 (43)	35 (109)	10.96 (46)
47	6290985	BUZZI Emanuele	ITA	5 (59)	9 (157)	12.71 (48)
48	380292	ZRNCIC DIM Natko	CRO	-	24 (125)	12.71 (47)
49	54005	STRIEDINGER Otmar	AUT	25 (36)	34 (110)	12.87 (49)
50	930024	MAPLE Wiley	USA	7 (56)	7 (162)	12.96 (50)
51	511981	WEBER Ralph	SUI	2 (64)	39 (108)	13.22 (51)
52	501987	MONSEN Felix	SWE	1 (66)	10 (155)	15.03 (52)
53	103271	THOMSEN Benjamin	CAN	5 (59)	5 (174)	15.40 (53)
54	170131	FAARUP Christoffer	DEN	-	-	16.56 (54)
55	192504	MERMILLOD BLONDIN Thomas	FRA	-	80 (80)	17.55 (55)
56	6290393	CAZZANIGA Davide	ITA	-	-	17.98 (56)
57	561310	HROBAT Miha	SLO	11 (54)	11 (150)	18.26 (57)
58	6531217	WEISEL Kipling	USA	-	-	18.74 (58)
59	180570	ROMAR Andreas	FIN	5 (59)	15 (140)	19.50 (59)
60	151215	FOREJTEK Filip	CZE	-	-	19.69 (60)
61	561067	PERKO Rok	SLO	-	-	21.02 (61)
62	150743	BERNDT Ondrej	CZE	-	5 (174)	> 22.09 (62)
63	511896	MURISIER Justin	SUI	-	341 (25)	> 23.50 (63)
64	104468	READ Jeffrey	CAN	-	-	> 24.15 (64)
65	422278	WINDINGSTAD Rasmus	NOR	-	11 (150)	> 25.99 (65)
66	6530319	COCHRAN-SIEGLE Ryan	USA	-	65 (90)	> 27.05 (66)
67	6531127	DUFFY Drew	USA	-	-	> 27.74 (67)
68	422073	NETELAND Bjoernar	NOR	-	43 (106)	> 29.30 (68)
69	534562	LIGETY Ted	USA	-	199 (48)	> 30.77 (69)
70	511983	AERNI Luca	SUI	-	371 (21)	> 31.06 (70)
71	481327	TRIKHICHEV Pavel	RUS	-	29 (118)	> 31.87 (71)
72	561214	DEBELAK Tilen	SLO	-	3 (181)	> 32.76 (72)
73	380361	RODES Istok	CRO	-	3 (181)	> 34.35 (73)
74	303758	SUGAI Ryo	JPN	-	-	> 35.39 (74)
75	660021	DANILOCHKIN Yuri	BLR	-	-	> 42.02 (75)
76	422082	FOSS-SOLEV. Sebastian	NOR	-	227 (46)	> 42.77 (76)
77	291318	TONETTI Riccardo	ITA	-	119 (63)	> 47.76 (77)
78	54320	SCHWARZ Marco	AUT	-	181 (52)	> 53.18 (78)
79	193967	MUFFAT-JEANDET Victor	FRA	-	293 (31)	> 55.59 (79)
80	150644	KRYZL Krystof	CZE	-	45 (104)	> 58.61 (80)
81	700879	ZAMPA Andreas	SVK	-	25 (123)	> 65.55 (81)
82	942023	TAHIRI Albin	KOS	-	-	> 65.55 (82)



DRAW LIST BY POINTS TRAINING 3

Number of Competitors: 84, Number of NSA: 20 Ranked 120 in the FIS List: PANGRAZZI P. FIS Pts: 21.80

No.	FIS Code	Name	NSA	WCSL-DH	WCSL-O	FIS-DH
83	700830	ZAMPA Adam	SVK	-	34 (110)	> 71.54 (83)
84	561322	HADALIN Stefan	SLO	-	80 (80)	> 73.98 (84)

LEGEND

WCSL-DH World Cup Start List points for Downhill **WCSL-O** Overall WCSL points **No.** Control Number
FIS-DH FIS points for Downhill

11-01-2018 / Wengen (SUI) / 0041

Page 3/3

Data Processing by LONGINES

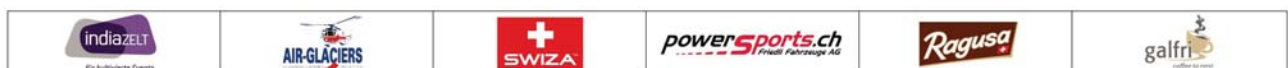
www.fis-ski.com

LONGINES Timing

Generation Date: THU 11 JAN 2018

Time: 12:06

Document: 45B 1.0




AUDI FIS SKI WORLD CUP 2017/18

Wengen (SUI)

**5th MEN'S DOWNHILL
START LIST TRAINING 3**

 THU 11 JAN 2018
Start Time: 12:30

Jury			Technical Data	
TD FIS	Yves DIMIER	FRA	Course Name	Lauberhorn
Referee	Markus WALDNER	FIS	Start Altitude	2315 m
Assistant Referee	Hannes TRINKL	FIS	Finish Altitude	1287 m
Chief of Race	Bob LEHMANN	SUI	Vertical Drop	1028 m
			Course Length	4270 m
			Homologation Number	12057/09/16

Race Information

Course Setter	Hannes TRINKL	FIS
Number of Gates	48	
Start Time	12:30	
Forerunners	A - Daniel CRAWLEY	SUI
	B - Fabian HUG	SUI
	C - Linus METTLER	SUI

D - Julian HUG	SUI
E - Sandro NIEDERBEIGER	SUI

Number of Competitors: 84, Number of NSA: 20

Bib	FIS Code	Name	Year of Birth	Nation	Time	Ski
1	53817	FRANZ Max	1989	AUT	_____	Atomic
2	53980	KRIECHMAYR Vincent	1991	AUT	_____	Fischer
3	291459	PARIS Dominik	1989	ITA	_____	Nordica
4	511313	JANKA Carlo	1986	SUI	_____	Rossignol
5	292455	FILL Peter	1982	ITA	_____	Atomic
6	202535	DRESSEN Thomas	1993	GER	_____	Rossignol
7	421483	JANSRUD Kjetil	1985	NOR	_____	Head
8	511139	KUENG Patrick	1984	SUI	_____	Salomon
9	422139	KILDE Aleksander Aamodt	1992	NOR	_____	Head
10	561216	KLINE Bostjan	1991	SLO	_____	Stoeckli
11	421328	SVINDAL Aksel Lund	1982	NOR	_____	Head
12	102899	OSBORNE-PARADIS Manuel	1984	CAN	_____	Head
13	192746	THEAUX Adrien	1984	FRA	_____	Head
14	200379	SANDER Andreas	1989	GER	_____	Atomic
15	50742	REICHELТ Hannes	1980	AUT	_____	Salomon
16	51215	BAUMANN Romed	1986	AUT	_____	Salomon
17	53902	MAYER Matthias	1990	AUT	_____	Head
18	511513	CAVIEZEL Mauro	1988	SUI	_____	Atomic
19	511383	FEUZ Beat	1987	SUI	_____	Head
20	293006	INNERHOFER Christof	1984	ITA	_____	Rossignol
21	202059	FERSTL Josef	1988	GER	_____	Head
22	194190	ROGER Brice	1990	FRA	_____	Rossignol
23	192932	FAYED Guillermo	1985	FRA	_____	Head

11-01-2018 / Wengen (SUI) / 0041

Page 1/3

Data Processing by LONGINES

www.fis-ski.com

LONGINES Timing

Generation Date: THU 11 JAN 2018

Time: 12:06

Document: 51A 1.0



Number of Competitors: 84, Number of NSA: 20

Bib	FIS Code	Name	Year of Birth	Nation	Time	Ski
24	191740	CLAREY Johan	1981	FRA		Head
25	533866	NYMAN Steven	1982	USA		Fischer
26	54009	WALDER Christian	1991	AUT		Head
27	512039	ROULIN Gilles	1994	SUI		Head
28	6530104	BENNETT Bryce	1992	USA		Fischer
29	934643	GOLDBERG Jared	1991	USA		Head
30	194167	MUZATON Maxence	1990	FRA		Rossignol
31	511847	MANI Nils	1992	SUI		Stoekli
32	561255	CATER Martin	1992	SLO		Stoekli
33	561217	KOSI Klemen	1991	SLO		Atomic
34	310426	VUKICEVIC Marko	1992	SRB		Fischer
35	53968	BERTHOLD Frederic	1991	AUT		Head
36	194298	GIEZENDANNER Blaise	1991	FRA		Head
37	422310	SEJERSTED Adrian Smiseth	1994	NOR		Atomic
38	104096	THOMPSON Broderick	1994	CAN		Head
39	511529	GISIN Marc	1988	SUI		Rossignol
40	202525	SCHMID Manuel	1993	GER		Head
41	194368	RAFFORT Nicolas	1991	FRA		Rossignol
42	990081	CASSE Mattia	1990	ITA		Head
43	512031	BARANDUN Gian Luca	1994	SUI		Salomon
44	512038	ROGENTIN Stefan	1994	SUI		Stoekli
45	422120	SAUGESTAD Stian	1992	NOR		Head
46	512042	KRYENBUEHL Urs	1994	SUI		Stoekli
47	6290985	BUZZI Emanuele	1994	ITA		Head
48	380292	ZRNCIC DIM Natko	1986	CRO		Atomic
49	54005	STRIEDINGER Otmar	1991	AUT		Salomon
50	930024	MAPLE Wiley	1990	USA		Atomic
51	511981	WEBER Ralph	1993	SUI		Head
52	501987	MONSEN Felix	1994	SWE		Atomic
53	103271	THOMSEN Benjamin	1987	CAN		Head
54	170131	FAARUP Christoffer	1992	DEN		Atomic
55	192504	MERMILLOD BLONDIN Thomas	1984	FRA		Rossignol
56	6290393	CAZZANIGA Davide	1992	ITA		Atomic
57	561310	HROBAT Miha	1995	SLO		Atomic
58	6531217	WEISEL Kipling	1995	USA		Stoekli
59	180570	ROMAR Andreas	1989	FIN		Head
60	151215	FOREJTEK Filip	1997	CZE		
61	561067	PERKO Rok	1985	SLO		Stoekli
62	150743	BERNDT Ondrej	1988	CZE		Atomic
63	511896	MURISIER Justin	1992	SUI		Voelkl
64	104468	READ Jeffrey	1997	CAN		Atomic
65	422278	WINDINGSTAD Rasmus	1993	NOR		Rossignol
66	6530319	COCHRAN-SIEGLE Ryan	1992	USA		Rossignol
67	6531127	DUFFY Drew	1995	USA		
68	422073	NETELAND Bjoernar	1991	NOR		Head
69	534562	LIGETY Ted	1984	USA		Head
70	511983	AERNI Luca	1993	SUI		Salomon
71	481327	TRIKHICHEV Pavel	1992	RUS		Rossignol

Number of Competitors: 84, Number of NSA: 20

Bib	FIS Code	Name	Year of Birth	Nation	Time	Ski
72	561214	DEBELAK Tilen	1991	SLO		Stoeckli
73	380361	RODES Istok	1996	CRO		Atomic
74	303758	SUGAI Ryo	1991	JPN		Atomic
75	660021	DANILOCHKIN Yuri	1991	BLR		Atomic
76	422082	FOSS-SOLEV. Sebastian	1991	NOR		Voelkl
77	291318	TONETTI Riccardo	1989	ITA		Voelkl
78	54320	SCHWARZ Marco	1995	AUT		Atomic
79	193967	MUFFAT-JEANDET Victor	1989	FRA		Salomon
80	150644	KRYZL Krystof	1986	CZE		Fischer
81	942023	TAHIRI Albin	1989	KOS		
82	700879	ZAMPA Andreas	1993	SVK		Salomon
83	700830	ZAMPA Adam	1990	SVK		Salomon
84	561322	HADALIN Stefan	1995	SLO		Rossignol

Jury			Technical Data	
TD FIS	Yves DIMIER	FRA	Course Name	Lauberhorn
Referee	Markus WALDNER	FIS	Start Altitude	2315 m
Assistant Referee	Hannes TRINKL	FIS	Finish Altitude	1287 m
Chief of Race	Bob LEHMANN	SUI	Vertical Drop	1028 m
			Course Length	4270 m
			Homologation Number	12057/09/16

Race Information

Course Setter	Hannes TRINKL	FIS		
Number of Gates	48			
Start Time	12:30			
Forerunners	A - Daniel CRAWLEY	SUI	D - Julian HUG	SUI
	B - Fabian HUG	SUI	E - Sandro NIEDERBEIGER	SUI
	C - Linus METTLER	SUI		

Number of Competitors: 84, Number of NSA: 20


Rank	Bib	FIS Code	Name	Year of Birth	Nation	Time	Diff.	Dist. (m)	Ski
1	13	192746	THEAUX Adrien	1984	FRA	2:29.69			Head
2	17	53902	MAYER Matthias	1990	AUT	2:30.05	0.36	10.24	Head
3	1	53817	FRANZ Max	1989	AUT	2:30.35	0.66	18.74	Atomic
4	7	421483	JANSRUD Kjetil	1985	NOR	2:30.53	0.84	23.83	Head
5	9	422139	KILDE Aleksander Aamodt	1992	NOR	2:30.59	0.90	25.52	Head
6	24	191740	CLAREY Johan	1981	FRA	2:30.65	0.96	27.21	Head
7	29	934643	GOLDBERG Jared	1991	USA	2:30.66	0.97	27.49	Head
8	15	50742	REICHELTH Hannes	1980	AUT	2:30.69	1.00	28.34	Salomon
9	16	51215	BAUMANN Romed	1986	AUT	2:30.70	1.01	28.62	Salomon
10	6	202535	DRESSEN Thomas	1993	GER	2:30.76	1.07	30.31	Rossignol
11	2	53980	KRIECHMAYR Vincent	1991	AUT	2:30.92	1.23	34.80	Fischer
12	14	200379	SANDER Andreas	1989	GER	2:30.94	1.25	35.36	Atomic
13	3	291459	PARIS Dominik	1989	ITA	2:31.09	1.40	39.57	Nordica
14	30	194167	MUZATON Maxence	1990	FRA	2:31.10	1.41	39.85	Rossignol
15	12	102899	OSBORNE-PARADIS Manuel	1984	CAN	2:31.21	1.52	42.92	Head
16	26	54009	WALDER Christian	1991	AUT	2:31.40	1.71	48.23	Head
17	19	511383	FEUZ Beat	1987	SUI	2:31.48	1.79	50.46	Head
18	22	194190	ROGER Brice	1990	FRA	2:31.54	1.85	52.13	Rossignol
19	23	192932	FAYED Guillermo	1985	FRA	2:31.57	1.88	52.96	Head
20	28	6530104	BENNETT Bryce	1992	USA	2:31.59	1.90	53.52	Fischer

#962

Number of Competitors: 84, Number of NSA: 20

Rank	Bib	FIS Code	Name	Year of Birth	Nation	Time	Diff.	Dist. (m)	Ski
21	8	511139	KUENG Patrick	1984	SUI	2:31.61	1.92	54.08	Salomon
22	4	511313	JANKA Carlo	1986	SUI	2:32.01	2.32	65.17	Rossignol
23	* 18	511513	CAVIEZEL Mauro	1988	SUI	2:32.02	2.33	65.45	Atomic
24	11	421328	SVINDAL Aksel Lund	1982	NOR	2:32.04	2.35	66.00	Head
25	21	202059	FERSTL Josef	1988	GER	2:32.13	2.44	68.49	Head
26	10	561216	KLINE Bostjan	1991	SLO	2:32.21	2.52	70.69	Stoeckli
27	31	511847	MANI Nils	1992	SUI	2:32.38	2.69	75.38	Stoeckli
28	41	194368	RAFFORT Nicolas	1991	FRA	2:32.59	2.90	81.15	Rossignol
29	49	54005	STRIEDINGER Otmar	1991	AUT	2:32.69	3.00	83.90	Salomon
30	35	53968	BERTHOLD Frederic	1991	AUT	2:32.91	3.22	89.92	Head
31	66	6530319	COCHRAN-SIEGLE Ryan	1992	USA	2:32.95	3.26	91.01	Rossignol
32	59	180570	ROMAR Andreas	1989	FIN	2:32.97	3.28	91.56	Head
33	42	990081	CASSE Mattia	1990	ITA	2:33.01	3.32	92.65	Head
34	25	533866	NYMAN Steven	1982	USA	2:33.09	3.40	94.83	Fischer
35	45	422120	SAUGESTAD Stian	1992	NOR	2:33.10	3.41	95.11	Head
36	52	501987	MONSEN Felix	1994	SWE	2:33.13	3.44	95.92	Atomic
37	36	194298	GIEZENDANNER Blaise	1991	FRA	2:33.25	3.56	99.19	Head
38	37	422310	SEJERSTED Adrian Smiseth	1994	NOR	2:33.30	3.61	100.55	Atomic
39	38	104096	THOMPSON Broderick	1994	CAN	2:33.41	3.72	103.54	Head
40	53	103271	THOMSEN Benjamin	1987	CAN	2:33.45	3.76	104.63	Head
41	47	6290985	BUZZI Emanuele	1994	ITA	2:33.52	3.83	106.53	Head
42	51	511981	WEBER Ralph	1993	SUI	2:33.63	3.94	109.51	Head
43	43	512031	BARANDUN Gian Luca	1994	SUI	2:33.65	3.96	110.05	Salomon
44	44	512038	ROGENTIN Stefan	1994	SUI	2:33.79	4.10	113.84	Stoeckli
45	* 50	930024	MAPLE Wiley	1990	USA	2:33.93	4.24	117.62	Atomic
46	40	202525	SCHMID Manuel	1993	GER	2:34.07	4.38	121.39	Head
47	64	104468	READ Jeffrey	1997	CAN	2:34.23	4.54	125.69	Atomic
48	34	310426	VUKICEVIC Marko	1992	SRB	2:34.24	4.55	125.96	Fischer
49	33	561217	KOSI Klemen	1991	SLO	2:34.30	4.61	127.57	Atomic
50	27	512039	ROULIN Gilles	1994	SUI	2:34.42	4.73	130.79	Head
51	46	512042	KRYENBUEHL Urs	1994	SUI	2:34.58	4.89	135.08	Stoeckli
52	32	561255	CATER Martin	1992	SLO	2:35.07	5.38	148.14	Stoeckli
53	48	380292	ZRNCIC DIM Natko	1986	CRO	2:35.20	5.51	151.60	Atomic
54	54	170131	FAARUP Christoffer	1992	DEN	2:35.33	5.64	155.04	Atomic
55	20	293006	INNERHOFER Christof	1984	ITA	2:35.41	5.72	157.16	Rossignol
56	71	481327	TRIKHICHEV Pavel	1992	RUS	2:35.46	5.77	158.48	Rossignol
57	55	192504	MERMILLOD BLONDIN Thomas	1984	FRA	2:35.93	6.24	170.88	Rossignol
58	65	422278	WINDINGSTAD Rasmus	1993	NOR	2:35.94	6.25	171.14	Rossignol
59	39	511529	GISIN Marc	1988	SUI	2:35.98	6.29	172.19	Rossignol
60	63	511896	MURISIER Justin	1992	SUI	2:36.38	6.69	182.67	Voelkl
61	67	6531127	DUFFY Drew	1995	USA	2:36.39	6.70	182.93	
62	68	422073	NETELAND Bjoernar	1991	NOR	2:36.56	6.87	187.37	Head
62	61	561067	PERKO Rok	1985	SLO	2:36.56	6.87	187.37	Stoeckli
64	58	6531217	WEISEL Kipling	1995	USA	2:36.67	6.98	190.24	Stoeckli
65	72	561214	DEBELAK Tilen	1991	SLO	2:36.81	7.12	193.88	Stoeckli

#962 _____




Number of Competitors: 84, Number of NSA: 20

Rank	Bib	FIS Code	Name	Year of Birth	Nation	Time	Diff.	Dist. (m)	Ski
65	57	561310	HROBAT Miha	1995	SLO	2:36.81	7.12	193.88	Atomic
67	60	151215	FOREJTEK Filip	1997	CZE	2:37.53	7.84	212.51	
68	69	534562	LIGETY Ted	1984	USA	2:37.63	7.94	215.08	Head
69	70	511983	AERNI Luca	1993	SUI	2:37.97	8.28	223.81	Salomon
70	74	303758	SUGAI Ryo	1991	JPN	2:38.10	8.41	227.14	Atomic
71	56	6290393	CAZZANIGA Davide	1992	ITA	2:38.95	9.26	248.76	Atomic
72	62	150743	BERNDT Ondrej	1988	CZE	2:39.39	9.70	259.86	Atomic
73	73	380361	RODES Istok	1996	CRO	2:39.51	9.82	262.88	Atomic
74	5	292455	FILL Peter	1982	ITA	2:50.55	20.86	522.26	Atomic
75	* 75	660021	DANILOCHKIN Yuri	1991	BLR	3:31.62	1:01.93	1249.60	Atomic
76	* 76	422082	FOSS-SOLEV. Sebastian	1991	NOR	4:03.49	1:33.80	1644.94	Voelkl
77	* 79	193967	MUFFAT-JEANDET Victor	1989	FRA	4:28.45	1:58.76	1889.01	Salomon
78	* 77	291318	TONETTI Riccardo	1989	ITA	4:40.08	2:10.39	1987.88	Voelkl
79	* 80	150644	KRYZL Krystof	1986	CZE	5:08.24	2:38.55	2196.37	Fischer
80	* 78	54320	SCHWARZ Marco	1995	AUT	5:27.23	2:57.54	2316.71	Atomic
81	* 82	700879	ZAMPA Andreas	1993	SVK	5:41.46	3:11.77	2398.11	Salomon
82	* 81	942023	TAHIRI Albin	1989	KOS	5:56.38	3:26.69	2476.48	
83	* 83	700830	ZAMPA Adam	1990	SVK	6:26.32	3:56.63	2615.47	Salomon
	84	561322	HADALIN Stefan	1995	SLO	DNS			Rossignol

Technical Delegate:
Yves DIMIER (FRA) #962

LEGEND
* Potential disqualification **DNS** Did Not Start




AUDI FIS SKI WORLD CUP 2017/18

Wengen (SUI)


5th MEN'S DOWNHILL

THU 11 JAN 2018

RESULTS TRAINING 3 BY BIB

Start Time: 12:30

Jury			Technical Data	
TD FIS	Yves DIMIER	FRA	Course Name	Lauberhorn
Referee	Markus WALDNER	FIS	Start Altitude	2315 m
Assistant Referee	Hannes TRINKL	FIS	Finish Altitude	1287 m
Chief of Race	Bob LEHMANN	SUI	Vertical Drop	1028 m
			Course Length	4270 m
			Homologation Number	12057/09/16

Race Information

Course Setter	Hannes TRINKL	FIS		
Number of Gates	48			
Start Time	12:30			
Forerunners	A - Daniel CRAWLEY	SUI	D - Julian HUG	SUI
	B - Fabian HUG	SUI	E - Sandro NIEDERBEIGER	SUI
	C - Linus METTLER	SUI		

Number of Competitors: 84, Number of NSA: 20

Bib	FIS Code	Name	Year of Birth	Nation	Time	Rank	Ski
1	53817	FRANZ Max	1989	AUT	2:30.35	(3)	Atomic
2	53980	KRIECHMAYR Vincent	1991	AUT	2:30.92	(11)	Fischer
3	291459	PARIS Dominik	1989	ITA	2:31.09	(13)	Nordica
4	511313	JANKA Carlo	1986	SUI	2:32.01	(22)	Rossignol
5	292455	FILL Peter	1982	ITA	2:50.55	(74)	Atomic
6	202535	DRESSEN Thomas	1993	GER	2:30.76	(10)	Rossignol
7	421483	JANSRUD Kjetil	1985	NOR	2:30.53	(4)	Head
8	511139	KUENG Patrick	1984	SUI	2:31.61	(21)	Salomon
9	422139	KILDE Aleksander Aamodt	1992	NOR	2:30.59	(5)	Head
10	561216	KLINE Bostjan	1991	SLO	2:32.21	(26)	Stoeckli
11	421328	SVINDAL Aksel Lund	1982	NOR	2:32.04	(24)	Head
12	102899	OSBORNE-PARADIS Manuel	1984	CAN	2:31.21	(15)	Head
13	192746	THEAUX Adrien	1984	FRA	2:29.69	(1)	Head
14	200379	SANDER Andreas	1989	GER	2:30.94	(12)	Atomic
15	50742	REICHELT Hannes	1980	AUT	2:30.69	(8)	Salomon
16	51215	BAUMANN Romed	1986	AUT	2:30.70	(9)	Salomon
17	53902	MAYER Matthias	1990	AUT	2:30.05	(2)	Head
18	511513	CAVIEZEL Mauro	1988	SUI	2:32.02	(23)	Atomic
19	511383	FEUZ Beat	1987	SUI	2:31.48	(17)	Head
20	293006	INNERHOFER Christof	1984	ITA	2:35.41	(55)	Rossignol
21	202059	FERSTL Josef	1988	GER	2:32.13	(25)	Head
22	194190	ROGER Brice	1990	FRA	2:31.54	(18)	Rossignol

11-01-2018 / Wengen (SUI) / 0041

Page 1/3

Data Processing by LONGINES

www.fis-ski.com

LONGINES Timing

Generation Date: THU 11 JAN 2018

Time: 15:14

Document: 74A 1.0



Number of Competitors: 84, Number of NSA: 20

Bib	FIS Code	Name	Year of Birth	Nation	Time	Rank	Ski
23	192932	FAYED Guillermo	1985	FRA	2:31.57	(19)	Head
24	191740	CLAREY Johan	1981	FRA	2:30.65	(6)	Head
25	533866	NYMAN Steven	1982	USA	2:33.09	(34)	Fischer
26	54009	WALDER Christian	1991	AUT	2:31.40	(16)	Head
27	512039	ROULIN Gilles	1994	SUI	2:34.42	(50)	Head
28	6530104	BENNETT Bryce	1992	USA	2:31.59	(20)	Fischer
29	934643	GOLDBERG Jared	1991	USA	2:30.66	(7)	Head
30	194167	MUZATON Maxence	1990	FRA	2:31.10	(14)	Rossignol
31	511847	MANI Nils	1992	SUI	2:32.38	(27)	Stoeckli
32	561255	CATER Martin	1992	SLO	2:35.07	(52)	Stoeckli
33	561217	KOSI Klemen	1991	SLO	2:34.30	(49)	Atomic
34	310426	VUKICEVIC Marko	1992	SRB	2:34.24	(48)	Fischer
35	53968	BERTHOLD Frederic	1991	AUT	2:32.91	(30)	Head
36	194298	GIEZENDANNER Blaise	1991	FRA	2:33.25	(37)	Head
37	422310	SEJERSTED Adrian Smiseth	1994	NOR	2:33.30	(38)	Atomic
38	104096	THOMPSON Broderick	1994	CAN	2:33.41	(39)	Head
39	511529	GISIN Marc	1988	SUI	2:35.98	(59)	Rossignol
40	202525	SCHMID Manuel	1993	GER	2:34.07	(46)	Head
41	194368	RAFFORT Nicolas	1991	FRA	2:32.59	(28)	Rossignol
42	990081	CASSE Mattia	1990	ITA	2:33.01	(33)	Head
43	512031	BARANDUN Gian Luca	1994	SUI	2:33.65	(43)	Salomon
44	512038	ROGENTIN Stefan	1994	SUI	2:33.79	(44)	Stoeckli
45	422120	SAUGESTAD Stian	1992	NOR	2:33.10	(35)	Head
46	512042	KRYENBUEHL Urs	1994	SUI	2:34.58	(51)	Stoeckli
47	6290985	BUZZI Emanuele	1994	ITA	2:33.52	(41)	Head
48	380292	ZRNCIC DIM Natko	1986	CRO	2:35.20	(53)	Atomic
49	54005	STRIEDINGER Otmar	1991	AUT	2:32.69	(29)	Salomon
50	930024	MAPLE Wiley	1990	USA	2:33.93	(45)	Atomic
51	511981	WEBER Ralph	1993	SUI	2:33.63	(42)	Head
52	501987	MONSEN Felix	1994	SWE	2:33.13	(36)	Atomic
53	103271	THOMSEN Benjamin	1987	CAN	2:33.45	(40)	Head
54	170131	FAARUP Christoffer	1992	DEN	2:35.33	(54)	Atomic
55	192504	MERMILLOD BLONDIN Thomas	1984	FRA	2:35.93	(57)	Rossignol
56	6290393	CAZZANIGA Davide	1992	ITA	2:38.95	(71)	Atomic
57	561310	HROBAT Miha	1995	SLO	2:36.81	(65)	Atomic
58	6531217	WEISEL Kipling	1995	USA	2:36.67	(64)	Stoeckli
59	180570	ROMAR Andreas	1989	FIN	2:32.97	(32)	Head
60	151215	FOREJTEK Filip	1997	CZE	2:37.53	(67)	
61	561067	PERKO Rok	1985	SLO	2:36.56	(62)	Stoeckli
62	150743	BERNDT Ondrej	1988	CZE	2:39.39	(72)	Atomic
63	511896	MURISIER Justin	1992	SUI	2:36.38	(60)	Voelkl
64	104468	READ Jeffrey	1997	CAN	2:34.23	(47)	Atomic
65	422278	WINDINGSTAD Rasmus	1993	NOR	2:35.94	(58)	Rossignol
66	6530319	COCHRAN-SIEGLE Ryan	1992	USA	2:32.95	(31)	Rossignol
67	6531127	DUFFY Drew	1995	USA	2:36.39	(61)	
68	422073	NETELAND Bjoernar	1991	NOR	2:36.56	(62)	Head
69	534562	LIGETY Ted	1984	USA	2:37.63	(68)	Head

Number of Competitors: 84, Number of NSA: 20

Bib	FIS Code	Name	Year of Birth	Nation	Time	Rank	Ski
70	511983	AERNI Luca	1993	SUI	2:37.97	(69)	Salomon
71	481327	TRIKHICHEV Pavel	1992	RUS	2:35.46	(56)	Rossignol
72	561214	DEBELAK Tilen	1991	SLO	2:36.81	(65)	Stoeckli
73	380361	RODES Istok	1996	CRO	2:39.51	(73)	Atomic
74	303758	SUGAI Ryo	1991	JPN	2:38.10	(70)	Atomic
75	660021	DANILOCHKIN Yuri	1991	BLR	3:31.62	(75)	Atomic
76	422082	FOSS-SOLEV. Sebastian	1991	NOR	4:03.49	(76)	Voelkl
77	291318	TONETTI Riccardo	1989	ITA	4:40.08	(78)	Voelkl
78	54320	SCHWARZ Marco	1995	AUT	5:27.23	(80)	Atomic
79	193967	MUFFAT-JEANDET Victor	1989	FRA	4:28.45	(77)	Salomon
80	150644	KRYZL Krystof	1986	CZE	5:08.24	(79)	Fischer
81	942023	TAHIRI Albin	1989	KOS	5:56.38	(82)	
82	700879	ZAMPA Andreas	1993	SVK	5:41.46	(81)	Salomon
83	700830	ZAMPA Adam	1990	SVK	6:26.32	(83)	Salomon
84	561322	HADALIN Stefan	1995	SLO	DNS		Rossignol

LEGEND

DNS Did Not Start

11-01-2018 / Wengen (SUI) / 0041

Page 3/3

Data Processing by LONGINES


www.fis-ski.com

LONGINES Timing

Generation Date: THU 11 JAN 2018

Time: 15:14

Document: 74A 1.0




AUDI FIS SKI WORLD CUP 2017/18


Audi FIS Ski World Cup

Wengen (SUI)

5th MEN'S DOWNHILL

THU 11 JAN 2018


PERFORMANCE ANALYSIS 1 TRAINING 3


Number of Competitors: 83

Rank	Bib	Name	Nation	Positions			Partials			Difference		Speed														
				Pos.	Time	Rank	Pos.	Time	Rank	Time	Dist(m)	Pos.	Km/h	Rank												
1	13	THEAUX Adrien	FRA	Int1: 43.03 (1)	Int2: 1:00.49 (2)	Int3: 1:29.16 (1)	Int4: 1:59.66 (1)	Int5: 2:11.73 (1)	Fin: 2:29.69 (1)	I1-I2: 17.46 (11)	I2-I3: 28.67 (2)	I3-I4: 30.50 (3)	I4-I5: 12.07 (19)	I5-Fin: 17.96 (16)	0.00	0.10	0.00	0.00	0.00	0.00	Sp1: 106.50 (4)	Sp2: 73.80 (1)	Sp3: 107.55 (6)	Sp4: 141.17 (22)	Avg.: 102.69	
2	17	MAYER Matthias	AUT	Int1: 43.13 (4)	Int2: 1:00.57 (3)	Int3: 1:29.98 (8)	Int4: 2:00.40 (3)	Int5: 2:12.17 (2)	Fin: 2:30.05 (2)	I1-I2: 17.44 (9)	I2-I3: 29.41 (23)	I3-I4: 30.42 (2)	I4-I5: 11.77 (1)	I5-Fin: 17.88 (10)	0.10	0.18	0.82	0.74	0.44	0.36	10.24	Sp1: 101.30 (60)	Sp2: 73.00 (6)	Sp3: 106.55 (14)	Sp4: 142.67 (7)	Avg.: 102.45
3	1	FRANZ Max	AUT	Int1: 43.48 (15)	Int2: 1:00.95 (11)	Int3: 1:30.46 (18)	Int4: 2:01.17 (13)	Int5: 2:13.03 (9)	Fin: 2:30.35 (3)	I1-I2: 17.47 (13)	I2-I3: 29.51 (27)	I3-I4: 30.71 (9)	I4-I5: 11.86 (2)	I5-Fin: 17.32 (1)	0.45	0.56	1.30	1.51	1.30	0.66	18.74	Sp1: 103.70 (37)	Sp2: 67.80 (44)	Sp3: 104.15 (53)	Sp4: 141.67 (15)	Avg.: 102.24
4	7	JANSRUD Kjetil	NOR	Int1: 43.15 (5)	Int2: 1:00.68 (6)	Int3: 1:29.78 (5)	Int4: 2:00.61 (5)	Int5: 2:12.74 (6)	Fin: 2:30.53 (4)	I1-I2: 17.53 (15)	I2-I3: 29.10 (8)	I3-I4: 30.83 (14)	I4-I5: 12.13 (27)	I5-Fin: 17.79 (6)	0.12	0.29	0.62	0.95	1.01	0.84	23.83	Sp1: 104.40 (25)	Sp2: 73.30 (4)	Sp3: 105.53 (29)	Sp4: 139.24 (47)	Avg.: 102.12
5	9	KILDE Aleksander Aamodt	NOR	Int1: 43.34 (9)	Int2: 1:00.95 (11)	Int3: 1:30.12 (9)	Int4: 2:00.88 (8)	Int5: 2:12.87 (8)	Fin: 2:30.59 (5)	I1-I2: 17.61 (21)	I2-I3: 29.17 (11)	I3-I4: 30.76 (12)	I4-I5: 11.99 (10)	I5-Fin: 17.72 (5)	0.31	0.56	0.96	1.22	1.14	0.90	25.52	Sp1: 105.00 (21)	Sp2: 71.50 (11)	Sp3: 107.22 (9)	Sp4: 142.17 (13)	Avg.: 102.08
6	24	CLAREY Johan	FRA	Int1: 43.04 (2)	Int2: 1:00.39 (1)	Int3: 1:29.73 (3)	Int4: 2:00.39 (2)	Int5: 2:12.49 (3)	Fin: 2:30.65 (6)	I1-I2: 17.35 (4)	I2-I3: 29.34 (20)	I3-I4: 30.66 (6)	I4-I5: 12.10 (22)	I5-Fin: 18.16 (40)	0.01	0.00	0.57	0.73	0.76	0.96	27.21	Sp1: 106.60 (3)	Sp2: 69.40 (27)	Sp3: 108.50 (1)	Sp4: 143.73 (2)	Avg.: 102.04
7	29	GOLDBERG Jared	USA	Int1: 43.37 (10)	Int2: 1:01.05 (15)	Int3: 1:30.31 (14)	Int4: 2:00.87 (7)	Int5: 2:12.83 (7)	Fin: 2:30.66 (7)	I1-I2: 17.68 (24)	I2-I3: 29.26 (17)	I3-I4: 30.56 (4)	I4-I5: 11.96 (8)	I5-Fin: 17.83 (8)	0.34	0.66	1.15	1.21	1.10	0.97	27.49	Sp1: 107.00 (1)	Sp2: 64.70 (70)	Sp3: 105.44 (31)	Sp4: 141.50 (19)	Avg.: 102.03

PERFORMANCE ANALYSIS 1 TRAINING 3

Number of Competitors: 83


Rank	Bib	Name	Nation	Positions			Partials			Difference		Speed		
				Pos.	Time	Rank	Pos.	Time	Rank	Time	Dist(m)	Pos.	Km/h	Rank
8	15	REICHELTH Hannes	AUT	Int1:	43.67	(27)	I1-I2:	17.44	(9)	0.64		Sp1:	104.40	(25)
				Int2:	1:01.11	(17)	I2-I3:	29.37	(22)	0.72		Sp2:	69.30	(29)
				Int3:	1:30.48	(20)	I3-I4:	30.27	(1)	1.32		Sp3:	107.71	(5)
				Int4:	2:00.75	(6)	I4-I5:	11.88	(3)	1.09		Sp4:	144.19	(1)
				Int5:	2:12.63	(5)	I5-Fin:	18.06	(29)	0.90				
				Fin:	2:30.69	(8)				1.00	28.34	Avg.:	102.01	
9	16	BAUMANN Romed	AUT	Int1:	43.52	(16)	I1-I2:	17.16	(1)	0.49		Sp1:	104.30	(28)
				Int2:	1:00.68	(6)	I2-I3:	29.19	(14)	0.29		Sp2:	70.30	(21)
				Int3:	1:29.87	(6)	I3-I4:	30.66	(6)	0.71		Sp3:	106.74	(11)
				Int4:	2:00.53	(4)	I4-I5:	12.03	(14)	0.87		Sp4:	141.57	(17)
				Int5:	2:12.56	(4)	I5-Fin:	18.14	(39)	0.83				
				Fin:	2:30.70	(9)				1.01	28.62	Avg.:	102.00	
10	6	DRESSEN Thomas	GER	Int1:	43.60	(19)	I1-I2:	17.39	(7)	0.57		Sp1:	105.80	(10)
				Int2:	1:00.99	(13)	I2-I3:	29.36	(21)	0.60		Sp2:	69.00	(31)
				Int3:	1:30.35	(16)	I3-I4:	30.91	(16)	1.19		Sp3:	104.70	(40)
				Int4:	2:01.26	(15)	I4-I5:	11.89	(4)	1.60		Sp4:	142.19	(12)
				Int5:	2:13.15	(13)	I5-Fin:	17.61	(3)	1.42				
				Fin:	2:30.76	(10)				1.07	30.31	Avg.:	101.96	
11	2	KRIECHMAYR Vincent	AUT	Int1:	43.71	(28)	I1-I2:	17.41	(8)	0.68		Sp1:	105.10	(18)
				Int2:	1:01.12	(18)	I2-I3:	28.63	(1)	0.73		Sp2:	73.40	(2)
				Int3:	1:29.75	(4)	I3-I4:	31.32	(41)	0.59		Sp3:	107.38	(8)
				Int4:	2:01.07	(12)	I4-I5:	12.17	(32)	1.41		Sp4:	138.45	(57)
				Int5:	2:13.24	(15)	I5-Fin:	17.68	(4)	1.51				
				Fin:	2:30.92	(11)				1.23	34.80	Avg.:	101.86	
12	14	SANDER Andreas	GER	Int1:	43.30	(7)	I1-I2:	17.37	(5)	0.27		Sp1:	104.20	(30)
				Int2:	1:00.67	(4)	I2-I3:	29.49	(26)	0.28		Sp2:	65.80	(60)
				Int3:	1:30.16	(11)	I3-I4:	30.80	(13)	1.00		Sp3:	104.54	(47)
				Int4:	2:00.96	(10)	I4-I5:	12.12	(24)	1.30		Sp4:	140.19	(38)
				Int5:	2:13.08	(11)	I5-Fin:	17.86	(9)	1.35				
				Fin:	2:30.94	(12)				1.25	35.36	Avg.:	101.84	
13	3	PARIS Dominik	ITA	Int1:	43.38	(11)	I1-I2:	17.74	(28)	0.35		Sp1:	105.10	(18)
				Int2:	1:01.12	(18)	I2-I3:	29.12	(9)	0.73		Sp2:	71.80	(10)
				Int3:	1:30.24	(12)	I3-I4:	30.66	(6)	1.08		Sp3:	105.92	(21)
				Int4:	2:00.90	(9)	I4-I5:	12.13	(27)	1.24		Sp4:	141.57	(17)
				Int5:	2:13.03	(9)	I5-Fin:	18.06	(29)	1.30				
				Fin:	2:31.09	(13)				1.40	39.57	Avg.:	101.74	
14	30	MUZATON Maxence	FRA	Int1:	43.80	(30)	I1-I2:	17.66	(22)	0.77		Sp1:	107.00	(1)
				Int2:	1:01.46	(28)	I2-I3:	28.87	(4)	1.07		Sp2:	69.70	(23)
				Int3:	1:30.33	(15)	I3-I4:	30.73	(10)	1.17		Sp3:	107.75	(4)
				Int4:	2:01.06	(11)	I4-I5:	12.06	(18)	1.40		Sp4:	139.57	(43)
				Int5:	2:13.12	(12)	I5-Fin:	17.98	(23)	1.39				
				Fin:	2:31.10	(14)				1.41	39.85	Avg.:	101.73	
15	12	OSBORNE-PARADIS Manuel	CAN	Int1:	43.11	(3)	I1-I2:	17.56	(18)	0.08		Sp1:	106.20	(6)
				Int2:	1:00.67	(4)	I2-I3:	29.79	(37)	0.28		Sp2:	64.90	(67)
				Int3:	1:30.46	(18)	I3-I4:	30.90	(15)	1.30		Sp3:	104.21	(52)
				Int4:	2:01.36	(16)	I4-I5:	11.93	(5)	1.70		Sp4:	142.78	(6)
				Int5:	2:13.29	(16)	I5-Fin:	17.92	(13)	1.56				
				Fin:	2:31.21	(15)				1.52	42.92	Avg.:	101.66	
16	26	WALDER Christian	AUT	Int1:	43.53	(17)	I1-I2:	17.57	(19)	0.50		Sp1:	106.00	(8)
				Int2:	1:01.10	(16)	I2-I3:	29.19	(14)	0.71		Sp2:	68.80	(34)
				Int3:	1:30.29	(13)	I3-I4:	31.14	(29)	1.13		Sp3:	105.82	(24)
				Int4:	2:01.43	(18)	I4-I5:	11.94	(6)	1.77		Sp4:	140.76	(28)
				Int5:	2:13.37	(17)	I5-Fin:	18.03	(26)	1.64				
				Fin:	2:31.40	(16)				1.71	48.23	Avg.:	101.53	



PERFORMANCE ANALYSIS 1 TRAINING 3

Number of Competitors: 83


Rank	Bib	Name	Nation	Positions			Partials			Difference		Speed		
				Pos.	Time	Rank	Pos.	Time	Rank	Time	Dist(m)	Pos.	Km/h	Rank
17	19	FEUZ Beat	SUI	Int1:	43.45	(14)	I1-I2:	17.38	(6)	0.42		Sp1:	104.40	(25)
				Int2:	1:00.83	(9)	I2-I3:	29.06	(7)	0.44		Sp2:	73.40	(2)
				Int3:	1:29.89	(7)	I3-I4:	31.49	(49)	0.73		Sp3:	106.02	(20)
				Int4:	2:01.38	(17)	I4-I5:	12.12	(24)	1.72		Sp4:	139.09	(50)
				Int5:	2:13.50	(18)	I5-Fin:	17.98	(23)	1.77				
				Fin:	2:31.48	(17)				1.79	50.46	Avg.:	101.48	
18	22	ROGER Brice	FRA	Int1:	44.04	(46)	I1-I2:	17.81	(36)	1.01		Sp1:	106.10	(7)
				Int2:	1:01.85	(40)	I2-I3:	28.92	(5)	1.46		Sp2:	71.40	(13)
				Int3:	1:30.77	(27)	I3-I4:	30.73	(10)	1.61		Sp3:	106.69	(12)
				Int4:	2:01.50	(19)	I4-I5:	12.10	(22)	1.84		Sp4:	140.29	(37)
				Int5:	2:13.60	(19)	I5-Fin:	17.94	(14)	1.87				
				Fin:	2:31.54	(18)				1.85	52.13	Avg.:	101.44	
19	23	FAYED Guillermo	FRA	Int1:	43.66	(26)	I1-I2:	17.76	(31)	0.63		Sp1:	103.70	(37)
				Int2:	1:01.42	(26)	I2-I3:	29.18	(13)	1.03		Sp2:	71.00	(17)
				Int3:	1:30.60	(22)	I3-I4:	30.58	(5)	1.44		Sp3:	108.41	(2)
				Int4:	2:01.18	(14)	I4-I5:	12.00	(11)	1.52		Sp4:	141.10	(24)
				Int5:	2:13.18	(14)	I5-Fin:	18.39	(54)	1.45				
				Fin:	2:31.57	(19)				1.88	52.96	Avg.:	101.42	
20	28	BENNETT Bryce	USA	Int1:	43.90	(37)	I1-I2:	17.46	(11)	0.87		Sp1:	105.50	(14)
				Int2:	1:01.36	(25)	I2-I3:	29.28	(18)	0.97		Sp2:	68.30	(42)
				Int3:	1:30.64	(23)	I3-I4:	30.95	(18)	1.48		Sp3:	104.96	(35)
				Int4:	2:01.59	(21)	I4-I5:	12.03	(14)	1.93		Sp4:	141.28	(20)
				Int5:	2:13.62	(20)	I5-Fin:	17.97	(21)	1.89				
				Fin:	2:31.59	(20)				1.90	53.52	Avg.:	101.41	
21	8	KUENG Patrick	SUI	Int1:	43.32	(8)	I1-I2:	17.50	(14)	0.29		Sp1:	99.80	(72)
				Int2:	1:00.82	(8)	I2-I3:	29.74	(34)	0.43		Sp2:	71.30	(14)
				Int3:	1:30.56	(21)	I3-I4:	31.13	(28)	1.40		Sp3:	105.67	(28)
				Int4:	2:01.69	(23)	I4-I5:	11.95	(7)	2.03		Sp4:	142.31	(11)
				Int5:	2:13.64	(21)	I5-Fin:	17.97	(21)	1.91				
				Fin:	2:31.61	(21)				1.92	54.08	Avg.:	101.39	
22	4	JANKA Carlo	SUI	Int1:	43.64	(23)	I1-I2:	17.55	(16)	0.61		Sp1:	104.70	(23)
				Int2:	1:01.19	(21)	I2-I3:	29.19	(14)	0.80		Sp2:	71.30	(14)
				Int3:	1:30.38	(17)	I3-I4:	31.12	(26)	1.22		Sp3:	106.62	(13)
				Int4:	2:01.50	(19)	I4-I5:	12.16	(31)	1.84		Sp4:	141.08	(25)
				Int5:	2:13.66	(22)	I5-Fin:	18.35	(51)	1.93				
				Fin:	2:32.01	(22)				2.32	65.17	Avg.:	101.12	
23 * 18		CAVIEZEL Mauro	SUI	Int1:	43.94	(38)	I1-I2:	17.59	(0)	0.91		Sp1:	106.30	(5)
				Int2:	1:01.53	(31)	I2-I3:	29.13	(0)	1.14		Sp2:	72.50	(7)
				Int3:	1:30.66	(24)	I3-I4:	31.02	(0)	1.50		Sp3:	107.41	(7)
				Int4:	2:01.68	(22)	I4-I5:	12.46	(0)	2.02		Sp4:	137.68	(62)
				Int5:	2:14.14	(26)	I5-Fin:	17.88	(0)	2.41				
				Fin:	2:32.02	(23)				2.33	65.45	Avg.:	101.12	
24	11	SVINDAL Aksel Lund	NOR	Int1:	43.16	(6)	I1-I2:	17.83	(38)	0.13		Sp1:	103.20	(43)
				Int2:	1:00.99	(13)	I2-I3:	29.75	(35)	0.60		Sp2:	65.90	(58)
				Int3:	1:30.74	(26)	I3-I4:	31.05	(21)	1.58		Sp3:	104.52	(49)
				Int4:	2:01.79	(24)	I4-I5:	12.14	(30)	2.13		Sp4:	139.81	(40)
				Int5:	2:13.93	(24)	I5-Fin:	18.11	(34)	2.20				
				Fin:	2:32.04	(24)				2.35	66.00	Avg.:	101.10	
25	21	FERSTL Josef	GER	Int1:	43.71	(28)	I1-I2:	17.55	(16)	0.68		Sp1:	105.10	(18)
				Int2:	1:01.26	(24)	I2-I3:	29.71	(32)	0.87		Sp2:	65.90	(58)
				Int3:	1:30.97	(28)	I3-I4:	30.96	(19)	1.81		Sp3:	104.84	(38)
				Int4:	2:01.93	(26)	I4-I5:	11.98	(9)	2.27		Sp4:	140.57	(31)
				Int5:	2:13.91	(23)	I5-Fin:	18.22	(41)	2.18				
				Fin:	2:32.13	(25)				2.44	68.49	Avg.:	101.05	



PERFORMANCE ANALYSIS 1 TRAINING 3

Number of Competitors: 83


Rank	Bib	Name	Nation	Positions			Partials			Difference		Speed		
				Pos.	Time	Rank	Pos.	Time	Rank	Time	Dist(m)	Pos.	Km/h	Rank
26	10	KLINE Bostjan	SLO	Int1:	43.44	(13)	I1-I2:	17.77	(32)	0.41		Sp1:	102.50	(55)
				Int2:	1:01.21	(22)	I2-I3:	29.78	(36)	0.82		Sp2:	67.70	(45)
				Int3:	1:30.99	(29)	I3-I4:	30.93	(17)	1.83		Sp3:	105.92	(21)
				Int4:	2:01.92	(25)	I4-I5:	12.21	(35)	2.26		Sp4:	140.65	(29)
				Int5:	2:14.13	(25)	I5-Fin:	18.08	(32)	2.40				
				Fin:	2:32.21	(26)				2.52	70.69	Avg.:	100.99	
27	31	MANI Nils	SUI	Int1:	43.84	(32)	I1-I2:	17.72	(27)	0.81		Sp1:	104.30	(28)
				Int2:	1:01.56	(32)	I2-I3:	29.17	(11)	1.17		Sp2:	69.50	(25)
				Int3:	1:30.73	(25)	I3-I4:	31.30	(39)	1.57		Sp3:	104.70	(40)
				Int4:	2:02.03	(27)	I4-I5:	12.24	(38)	2.37		Sp4:	139.08	(51)
				Int5:	2:14.27	(27)	I5-Fin:	18.11	(34)	2.54				
				Fin:	2:32.38	(27)				2.69	75.38	Avg.:	100.88	
28	41	RAFFORT Nicolas	FRA	Int1:	43.95	(40)	I1-I2:	17.74	(28)	0.92		Sp1:	105.60	(13)
				Int2:	1:01.69	(38)	I2-I3:	29.43	(24)	1.30		Sp2:	70.80	(19)
				Int3:	1:31.12	(31)	I3-I4:	31.18	(31)	1.96		Sp3:	106.32	(15)
				Int4:	2:02.30	(28)	I4-I5:	12.25	(40)	2.64		Sp4:	140.54	(33)
				Int5:	2:14.55	(29)	I5-Fin:	18.04	(27)	2.82				
				Fin:	2:32.59	(28)				2.90	81.15	Avg.:	100.74	
29	49	STRIEDINGER Otmar	AUT	Int1:	43.88	(36)	I1-I2:	17.68	(24)	0.85		Sp1:	106.00	(8)
				Int2:	1:01.56	(32)	I2-I3:	29.70	(31)	1.17		Sp2:	65.50	(62)
				Int3:	1:31.26	(32)	I3-I4:	31.05	(21)	2.10		Sp3:	104.92	(36)
				Int4:	2:02.31	(29)	I4-I5:	12.05	(16)	2.65		Sp4:	140.79	(26)
				Int5:	2:14.36	(28)	I5-Fin:	18.33	(49)	2.63				
				Fin:	2:32.69	(29)				3.00	83.90	Avg.:	100.67	
30	35	BERTHOLD Frederic	AUT	Int1:	43.80	(30)	I1-I2:	17.86	(42)	0.77		Sp1:	102.50	(55)
				Int2:	1:01.66	(36)	I2-I3:	29.92	(45)	1.27		Sp2:	66.80	(53)
				Int3:	1:31.58	(39)	I3-I4:	31.09	(24)	2.42		Sp3:	104.69	(43)
				Int4:	2:02.67	(32)	I4-I5:	12.00	(11)	3.01		Sp4:	141.61	(16)
				Int5:	2:14.67	(30)	I5-Fin:	18.24	(43)	2.94				
				Fin:	2:32.91	(30)				3.22	89.92	Avg.:	100.53	
31	66	COCHRAN-SIEGLE Ryan	USA	Int1:	43.61	(20)	I1-I2:	17.99	(50)	0.58		Sp1:	102.30	(57)
				Int2:	1:01.60	(34)	I2-I3:	29.97	(49)	1.21		Sp2:	69.00	(31)
				Int3:	1:31.57	(38)	I3-I4:	31.23	(34)	2.41		Sp3:	104.65	(44)
				Int4:	2:02.80	(33)	I4-I5:	12.02	(13)	3.14		Sp4:	142.81	(5)
				Int5:	2:14.82	(32)	I5-Fin:	18.13	(38)	3.09				
				Fin:	2:32.95	(31)				3.26	91.01	Avg.:	100.50	
32	59	ROMAR Andreas	FIN	Int1:	43.96	(41)	I1-I2:	18.00	(51)	0.93		Sp1:	104.70	(23)
				Int2:	1:01.96	(43)	I2-I3:	29.30	(19)	1.57		Sp2:	69.40	(27)
				Int3:	1:31.26	(32)	I3-I4:	31.24	(35)	2.10		Sp3:	106.21	(17)
				Int4:	2:02.50	(31)	I4-I5:	12.39	(51)	2.84		Sp4:	138.84	(52)
				Int5:	2:14.89	(33)	I5-Fin:	18.08	(32)	3.16				
				Fin:	2:32.97	(32)				3.28	91.56	Avg.:	100.49	
33	42	CASSE Mattia	ITA	Int1:	43.98	(44)	I1-I2:	17.70	(26)	0.95		Sp1:	100.80	(65)
				Int2:	1:01.68	(37)	I2-I3:	29.91	(43)	1.29		Sp2:	69.50	(25)
				Int3:	1:31.59	(40)	I3-I4:	31.31	(40)	2.43		Sp3:	106.03	(19)
				Int4:	2:02.90	(35)	I4-I5:	12.17	(32)	3.24		Sp4:	141.12	(23)
				Int5:	2:15.07	(35)	I5-Fin:	17.94	(14)	3.34				
				Fin:	2:33.01	(33)				3.32	92.65	Avg.:	100.46	
34	25	NYMAN Steven	USA	Int1:	43.39	(12)	I1-I2:	17.83	(38)	0.36		Sp1:	105.20	(16)
				Int2:	1:01.22	(23)	I2-I3:	30.09	(55)	0.83		Sp2:	60.60	(79)
				Int3:	1:31.31	(34)	I3-I4:	31.56	(53)	2.15		Sp3:	105.72	(27)
				Int4:	2:02.87	(34)	I4-I5:	12.26	(42)	3.21		Sp4:	141.20	(21)
				Int5:	2:15.13	(36)	I5-Fin:	17.96	(16)	3.40				
				Fin:	2:33.09	(34)				3.40	94.83	Avg.:	100.41	



PERFORMANCE ANALYSIS 1 TRAINING 3

Number of Competitors: 83


Rank	Bib	Name	Nation	Positions			Partials			Difference		Speed											
				Pos.	Time	Rank	Pos.	Time	Rank	Time	Dist(m)	Pos.	Km/h	Rank									
35	45	SAUGESTAD Stian	NOR	Int1: 43.65 (25)	Int2: 1:01.45 (27)	Int3: 1:31.00 (30)	I1-I2: 17.80 (35)	I2-I3: 29.55 (28)	I3-I4: 31.38 (45)	I4-I5: 12.29 (45)	I5-Fin: 18.43 (60)	0.62	1.06	1.84	2.72	2.94	3.41	95.11	Sp1: 105.80 (10)	Sp2: 67.30 (49)	Sp3: 105.79 (25)	Sp4: 139.24 (47)	Avg.: 100.40
36	52	MONSEN Felix	SWE	Int1: 44.30 (51)	Int2: 1:02.22 (51)	Int3: 1:32.03 (47)	I1-I2: 17.92 (45)	I2-I3: 29.81 (39)	I3-I4: 31.05 (21)	I4-I5: 12.09 (21)	I5-Fin: 17.96 (16)	1.27	1.83	2.87	3.42	3.44	3.44	95.92	Sp1: 105.70 (12)	Sp2: 66.70 (54)	Sp3: 104.33 (51)	Sp4: 140.36 (35)	Avg.: 100.39
37	36	GIEZENDANNER Blaise	FRA	Int1: 44.22 (49)	Int2: 1:02.08 (46)	Int3: 1:31.88 (44)	I1-I2: 17.86 (42)	I2-I3: 29.80 (38)	I3-I4: 31.34 (44)	I4-I5: 12.05 (16)	I5-Fin: 17.98 (23)	1.19	1.69	2.72	3.56	3.54	3.56	99.19	Sp1: 102.90 (47)	Sp2: 67.70 (45)	Sp3: 104.81 (39)	Sp4: 140.40 (34)	Avg.: 100.31
38	37	SEJERSTED Adrian Smiseth	NOR	Int1: 43.96 (41)	Int2: 1:01.99 (44)	Int3: 1:31.80 (42)	I1-I2: 18.03 (52)	I2-I3: 29.81 (39)	I3-I4: 31.11 (25)	I4-I5: 12.13 (27)	I5-Fin: 18.26 (45)	0.93	1.60	2.64	3.25	3.31	3.61	100.55	Sp1: 103.00 (45)	Sp2: 68.60 (38)	Sp3: 105.74 (26)	Sp4: 140.64 (30)	Avg.: 100.27
39	38	THOMPSON Broderick	CAN	Int1: 43.94 (38)	Int2: 1:01.92 (41)	Int3: 1:31.55 (37)	I1-I2: 17.98 (49)	I2-I3: 29.63 (30)	I3-I4: 31.49 (49)	I4-I5: 12.41 (52)	I5-Fin: 17.96 (16)	0.91	1.53	2.39	3.38	3.72	3.72	103.54	Sp1: 102.10 (58)	Sp2: 69.70 (23)	Sp3: 104.43 (50)	Sp4: 139.74 (42)	Avg.: 100.20
40	53	THOMSEN Benjamin	CAN	Int1: 43.62 (21)	Int2: 1:01.51 (30)	Int3: 1:31.87 (43)	I1-I2: 17.89 (44)	I2-I3: 30.36 (65)	I3-I4: 31.14 (29)	I4-I5: 12.32 (48)	I5-Fin: 18.12 (37)	0.59	1.12	2.71	3.35	3.60	3.76	104.63	Sp1: 103.20 (43)	Sp2: 61.00 (78)	Sp3: 104.70 (40)	Sp4: 142.53 (9)	Avg.: 100.18
41	47	BUZZI Emanuele	ITA	Int1: 43.63 (22)	Int2: 1:01.48 (29)	Int3: 1:31.46 (35)	I1-I2: 17.85 (40)	I2-I3: 29.98 (50)	I3-I4: 31.62 (58)	I4-I5: 12.12 (24)	I5-Fin: 18.32 (47)	0.60	1.09	2.30	3.42	3.47	3.83	106.53	Sp1: 103.00 (45)	Sp2: 66.00 (57)	Sp3: 101.73 (77)	Sp4: 142.86 (4)	Avg.: 100.13
42	51	WEBER Ralph	SUI	Int1: 43.85 (33)	Int2: 1:01.60 (34)	Int3: 1:31.51 (36)	I1-I2: 17.75 (30)	I2-I3: 29.91 (43)	I3-I4: 31.46 (47)	I4-I5: 12.22 (36)	I5-Fin: 18.44 (64)	0.82	1.21	2.35	3.31	3.46	3.94	109.51	Sp1: 105.50 (14)	Sp2: 68.80 (34)	Sp3: 105.23 (32)	Sp4: 142.61 (8)	Avg.: 100.06
43	43	BARANDUN Gian Luca	SUI	Int1: 44.40 (57)	Int2: 1:02.21 (50)	Int3: 1:31.69 (41)	I1-I2: 17.81 (36)	I2-I3: 29.48 (25)	I3-I4: 31.32 (41)	I4-I5: 12.25 (40)	I5-Fin: 18.39 (54)	1.37	1.82	2.53	3.35	3.53	3.96	110.05	Sp1: 102.70 (51)	Sp2: 71.00 (17)	Sp3: 105.88 (23)	Sp4: 139.40 (45)	Avg.: 100.05



PERFORMANCE ANALYSIS 1 TRAINING 3

Number of Competitors: 83


Rank	Bib	Name	Nation	Positions			Partials			Difference		Speed		
				Pos.	Time	Rank	Pos.	Time	Rank	Time	Dist(m)	Pos.	Km/h	Rank
44	44	ROGENTIN Stefan	SUI	Int1: 44.32 (53)	I1-I2: 17.79 (34)	1.29	Sp1: 98.90 (78)							
				Int2: 1:02.11 (48)	I2-I3: 29.89 (42)	1.72	Sp2: 72.40 (8)							
				Int3: 1:32.00 (46)	I3-I4: 31.33 (43)	2.84	Sp3: 105.05 (34)							
				Int4: 2:03.33 (44)	I4-I5: 12.24 (38)	3.67	Sp4: 140.77 (27)							
				Int5: 2:15.57 (44)	I5-Fin: 18.22 (41)	3.84								
				Fin: 2:33.79 (44)		4.10	Avg.: 99.95	113.84						
45	* 50	MAPLE Wiley	USA	Int1: 43.64 (23)	I1-I2: 19.16 (0)	0.61	Sp1: 103.70 (37)							
				Int2: 1:02.80 (58)	I2-I3: 29.96 (0)	2.41	Sp2: 64.80 (69)							
				Int3: 1:32.76 (55)	I3-I4: 31.12 (0)	3.60	Sp3: 104.54 (47)							
				Int4: 2:03.88 (50)	I4-I5: 12.23 (0)	4.22	Sp4: 141.75 (14)							
				Int5: 2:16.11 (49)	I5-Fin: 17.82 (0)	4.38								
				Fin: 2:33.93 (45)		4.24	Avg.: 99.86	117.62						
46	40	SCHMID Manuel	GER	Int1: 44.58 (62)	I1-I2: 17.66 (22)	1.55	Sp1: 103.90 (34)							
				Int2: 1:02.24 (52)	I2-I3: 30.16 (59)	1.85	Sp2: 64.20 (71)							
				Int3: 1:32.40 (53)	I3-I4: 31.20 (32)	3.24	Sp3: 103.99 (58)							
				Int4: 2:03.60 (48)	I4-I5: 12.20 (34)	3.94	Sp4: 140.35 (36)							
				Int5: 2:15.80 (46)	I5-Fin: 18.27 (46)	4.07								
				Fin: 2:34.07 (46)		4.38	Avg.: 99.77	121.39						
47	64	READ Jeffrey	CAN	Int1: 43.85 (33)	I1-I2: 17.85 (40)	0.82	Sp1: 104.10 (33)							
				Int2: 1:01.70 (39)	I2-I3: 30.26 (64)	1.31	Sp2: 63.50 (74)							
				Int3: 1:31.96 (45)	I3-I4: 31.57 (54)	2.80	Sp3: 103.45 (64)							
				Int4: 2:03.53 (45)	I4-I5: 12.59 (61)	3.87	Sp4: 138.51 (56)							
				Int5: 2:16.12 (50)	I5-Fin: 18.11 (34)	4.39								
				Fin: 2:34.23 (47)		4.54	Avg.: 99.67	125.69						
48	34	VUKICEVIC Marko	SRB	Int1: 44.18 (48)	I1-I2: 18.11 (54)	1.15	Sp1: 104.20 (30)							
				Int2: 1:02.29 (53)	I2-I3: 30.07 (53)	1.90	Sp2: 65.30 (64)							
				Int3: 1:32.36 (50)	I3-I4: 31.22 (33)	3.20	Sp3: 105.50 (30)							
				Int4: 2:03.58 (46)	I4-I5: 12.07 (19)	3.92	Sp4: 143.61 (3)							
				Int5: 2:15.65 (45)	I5-Fin: 18.59 (70)	3.92								
				Fin: 2:34.24 (48)		4.55	Avg.: 99.66	125.96						
49	33	KOSI Klemen	SLO	Int1: 44.00 (45)	I1-I2: 18.18 (57)	0.97	Sp1: 102.60 (52)							
				Int2: 1:02.18 (49)	I2-I3: 29.95 (47)	1.79	Sp2: 66.90 (52)							
				Int3: 1:32.13 (48)	I3-I4: 31.46 (47)	2.97	Sp3: 103.73 (60)							
				Int4: 2:03.59 (47)	I4-I5: 12.31 (46)	3.93	Sp4: 139.29 (46)							
				Int5: 2:15.90 (47)	I5-Fin: 18.40 (56)	4.17								
				Fin: 2:34.30 (49)		4.61	Avg.: 99.62	127.57						
50	27	ROULIN Gilles	SUI	Int1: 44.24 (50)	I1-I2: 17.78 (33)	1.21	Sp1: 104.20 (30)							
				Int2: 1:02.02 (45)	I2-I3: 30.12 (56)	1.63	Sp2: 63.10 (76)							
				Int3: 1:32.14 (49)	I3-I4: 31.59 (56)	2.98	Sp3: 103.05 (69)							
				Int4: 2:03.73 (49)	I4-I5: 12.26 (42)	4.07	Sp4: 138.64 (54)							
				Int5: 2:15.99 (48)	I5-Fin: 18.43 (60)	4.26								
				Fin: 2:34.42 (50)		4.73	Avg.: 99.55	130.79						
51	46	KRYENBUEHL Urs	SUI	Int1: 44.30 (51)	I1-I2: 18.06 (53)	1.27	Sp1: 103.60 (40)							
				Int2: 1:02.36 (54)	I2-I3: 30.12 (56)	1.97	Sp2: 65.00 (66)							
				Int3: 1:32.48 (54)	I3-I4: 31.45 (46)	3.32	Sp3: 103.46 (63)							
				Int4: 2:03.93 (51)	I4-I5: 12.33 (49)	4.27	Sp4: 139.80 (41)							
				Int5: 2:16.26 (51)	I5-Fin: 18.32 (47)	4.53								
				Fin: 2:34.58 (51)		4.89	Avg.: 99.44	135.08						
52	32	CATER Martin	SLO	Int1: 44.49 (58)	I1-I2: 18.64 (70)	1.46	Sp1: 103.90 (34)							
				Int2: 1:03.13 (63)	I2-I3: 30.05 (51)	2.74	Sp2: 64.20 (71)							
				Int3: 1:33.18 (57)	I3-I4: 31.65 (60)	4.02	Sp3: 101.25 (79)							
				Int4: 2:04.83 (58)	I4-I5: 12.33 (49)	5.17	Sp4: 137.70 (61)							
				Int5: 2:17.16 (54)	I5-Fin: 17.91 (12)	5.43								
				Fin: 2:35.07 (52)		5.38	Avg.: 99.13	148.14						



PERFORMANCE ANALYSIS 1 TRAINING 3

Number of Competitors: 83

Rank	Bib	Name	Nation	Positions			Partials			Difference		Speed		
				Pos.	Time	Rank	Pos.	Time	Rank	Time	Dist(m)	Pos.	Km/h	Rank
53	48	ZRNCIC DIM Natko	CRO	Int1:	44.66	(63)	I1-I2:	18.11	(54)	1.63		Sp1:	102.80	(48)
				Int2:	1:02.77	(57)	I2-I3:	29.59	(29)	2.38		Sp2:	71.10	(16)
				Int3:	1:32.36	(50)	I3-I4:	31.58	(55)	3.20		Sp3:	104.60	(46)
				Int4:	2:03.94	(52)	I4-I5:	12.49	(56)	4.28		Sp4:	138.02	(59)
				Int5:	2:16.43	(52)	I5-Fin:	18.77	(74)	4.70				
				Fin:	2:35.20	(53)				5.51	151.60	Avg.:	99.05	
54	54	FAARUP Christoffer	DEN	Int1:	44.17	(47)	I1-I2:	17.92	(45)	1.14		Sp1:	103.40	(42)
				Int2:	1:02.09	(47)	I2-I3:	31.39	(82)	1.70		Sp2:	54.70	(82)
				Int3:	1:33.48	(64)	I3-I4:	31.26	(36)	4.32		Sp3:	101.25	(79)
				Int4:	2:04.74	(56)	I4-I5:	12.26	(42)	5.08		Sp4:	142.33	(10)
				Int5:	2:17.00	(53)	I5-Fin:	18.33	(49)	5.27				
				Fin:	2:35.33	(54)				5.64	155.04	Avg.:	98.96	
55	20	INNERHOFER Christof	ITA	Int1:	43.86	(35)	I1-I2:	17.26	(2)	0.83		Sp1:	105.00	(21)
				Int2:	1:01.12	(18)	I2-I3:	29.00	(6)	0.73		Sp2:	71.50	(11)
				Int3:	1:30.12	(9)	I3-I4:	33.88	(82)	0.96		Sp3:	106.25	(16)
				Int4:	2:04.00	(53)	I4-I5:	13.84	(82)	4.34		Sp4:	124.84	(82)
				Int5:	2:17.84	(61)	I5-Fin:	17.57	(2)	6.11				
				Fin:	2:35.41	(55)				5.72	157.16	Avg.:	98.91	
56	71	TRIKHICHEV Pavel	RUS	Int1:	45.00	(68)	I1-I2:	17.96	(48)	1.97		Sp1:	99.70	(74)
				Int2:	1:02.96	(62)	I2-I3:	30.23	(63)	2.57		Sp2:	63.90	(73)
				Int3:	1:33.19	(58)	I3-I4:	31.52	(51)	4.03		Sp3:	103.22	(67)
				Int4:	2:04.71	(55)	I4-I5:	12.70	(69)	5.05		Sp4:	135.99	(76)
				Int5:	2:17.41	(56)	I5-Fin:	18.05	(28)	5.68				
				Fin:	2:35.46	(56)				5.77	158.48	Avg.:	98.88	
57	55	MERMILLOD BLONDIN T.	FRA	Int1:	43.97	(43)	I1-I2:	17.95	(47)	0.94		Sp1:	101.10	(62)
				Int2:	1:01.92	(41)	I2-I3:	30.46	(68)	1.53		Sp2:	65.70	(61)
				Int3:	1:32.38	(52)	I3-I4:	31.99	(66)	3.22		Sp3:	102.48	(75)
				Int4:	2:04.37	(54)	I4-I5:	12.85	(76)	4.71		Sp4:	137.09	(68)
				Int5:	2:17.22	(55)	I5-Fin:	18.71	(72)	5.49				
				Fin:	2:35.93	(57)				6.24	170.88	Avg.:	98.58	
58	65	WINDINGSTAD Rasmus	NOR	Int1:	44.84	(67)	I1-I2:	18.40	(61)	1.81		Sp1:	103.50	(41)
				Int2:	1:03.24	(66)	I2-I3:	30.05	(51)	2.85		Sp2:	67.10	(51)
				Int3:	1:33.29	(61)	I3-I4:	31.60	(57)	4.13		Sp3:	103.64	(61)
				Int4:	2:04.89	(59)	I4-I5:	12.63	(64)	5.23		Sp4:	140.57	(31)
				Int5:	2:17.52	(57)	I5-Fin:	18.42	(59)	5.79				
				Fin:	2:35.94	(58)				6.25	171.14	Avg.:	98.58	
59	39	GISIN Marc	SUI	Int1:	44.50	(59)	I1-I2:	18.43	(63)	1.47		Sp1:	101.30	(60)
				Int2:	1:02.93	(61)	I2-I3:	30.61	(71)	2.54		Sp2:	59.70	(80)
				Int3:	1:33.54	(66)	I3-I4:	31.64	(59)	4.38		Sp3:	102.65	(71)
				Int4:	2:05.18	(62)	I4-I5:	12.56	(57)	5.52		Sp4:	137.30	(65)
				Int5:	2:17.74	(60)	I5-Fin:	18.24	(43)	6.01				
				Fin:	2:35.98	(59)				6.29	172.19	Avg.:	98.55	
60	63	MURISIER Justin	SUI	Int1:	44.74	(64)	I1-I2:	18.53	(68)	1.71		Sp1:	102.60	(52)
				Int2:	1:03.27	(67)	I2-I3:	29.85	(41)	2.88		Sp2:	68.20	(43)
				Int3:	1:33.12	(56)	I3-I4:	32.11	(72)	3.96		Sp3:	105.16	(33)
				Int4:	2:05.23	(63)	I4-I5:	12.77	(75)	5.57		Sp4:	136.26	(71)
				Int5:	2:18.00	(62)	I5-Fin:	18.38	(53)	6.27				
				Fin:	2:36.38	(60)				6.69	182.67	Avg.:	98.30	
61	67	DUFFY Drew	USA	Int1:	44.81	(66)	I1-I2:	18.32	(59)	1.78		Sp1:	102.60	(52)
				Int2:	1:03.13	(63)	I2-I3:	30.08	(54)	2.74		Sp2:	66.50	(55)
				Int3:	1:33.21	(60)	I3-I4:	31.88	(64)	4.05		Sp3:	104.15	(53)
				Int4:	2:05.09	(61)	I4-I5:	12.44	(53)	5.43		Sp4:	139.47	(44)
				Int5:	2:17.53	(58)	I5-Fin:	18.86	(79)	5.80				
				Fin:	2:36.39	(61)				6.70	182.93	Avg.:	98.29	



PERFORMANCE ANALYSIS 1 TRAINING 3


Number of Competitors: 83

Rank	Bib	Name	Nation	Positions			Partials			Difference		Speed														
				Pos.	Time	Rank	Pos.	Time	Rank	Time	Dist(m)	Pos.	Km/h	Rank												
62	68	NETELAND Bjoernar	NOR	Int1: 45.00 (68)	Int2: 1:03.46 (69)	Int3: 1:33.63 (67)	Int4: 2:05.44 (64)	Int5: 2:18.11 (65)	Fin: 2:36.56 (62)	I1-I2: 18.46 (64)	I2-I3: 30.17 (60)	I3-I4: 31.81 (62)	I4-I5: 12.67 (66)	I5-Fin: 18.45 (65)	1.97	3.07	4.47	5.78	6.38	6.87	187.37	Sp1: 100.60 (68)	Sp2: 67.40 (48)	Sp3: 104.88 (37)	Sp4: 136.08 (75)	Avg.: 98.19
62	61	PERKO Rok	SLO	Int1: 44.54 (60)	Int2: 1:02.86 (59)	Int3: 1:33.49 (65)	Int4: 2:05.50 (66)	Int5: 2:18.10 (64)	Fin: 2:36.56 (62)	I1-I2: 18.32 (59)	I2-I3: 30.63 (72)	I3-I4: 32.01 (68)	I4-I5: 12.60 (62)	I5-Fin: 18.46 (66)	1.51	2.47	4.33	5.84	6.37	6.87	187.37	Avg.: 98.19	Sp1: 100.40 (69)	Sp2: 63.30 (75)	Sp3: 103.26 (66)	Sp4: 138.63 (55)
64	58	WEISEL Kipling	USA	Int1: 44.33 (54)	Int2: 1:02.48 (55)	Int3: 1:33.20 (59)	Int4: 2:04.99 (60)	Int5: 2:17.55 (59)	Fin: 2:36.67 (64)	I1-I2: 18.15 (56)	I2-I3: 30.72 (75)	I3-I4: 31.79 (61)	I4-I5: 12.56 (57)	I5-Fin: 19.12 (81)	1.30	2.09	4.04	5.33	5.82	6.98	190.24	Avg.: 98.12	Sp1: 100.70 (67)	Sp2: 65.10 (65)	Sp3: 103.58 (62)	Sp4: 136.28 (70)
65	72	DEBELAK Tilen	SLO	Int1: 44.57 (61)	Int2: 1:03.16 (65)	Int3: 1:33.31 (62)	Int4: 2:05.50 (66)	Int5: 2:18.26 (66)	Fin: 2:36.81 (65)	I1-I2: 18.59 (69)	I2-I3: 30.15 (58)	I3-I4: 32.19 (74)	I4-I5: 12.76 (74)	I5-Fin: 18.55 (68)	1.54	2.77	4.15	5.84	6.53	7.12	193.88	Avg.: 98.03	Sp1: 99.90 (70)	Sp2: 72.40 (8)	Sp3: 103.27 (65)	Sp4: 137.47 (64)
65	57	HROBAT Miha	SLO	Int1: 44.38 (55)	Int2: 1:02.62 (56)	Int3: 1:33.45 (63)	Int4: 2:05.46 (65)	Int5: 2:18.04 (63)	Fin: 2:36.81 (65)	I1-I2: 18.24 (58)	I2-I3: 30.83 (78)	I3-I4: 32.01 (68)	I4-I5: 12.58 (60)	I5-Fin: 18.77 (74)	1.35	2.23	4.29	5.80	6.31	7.12	193.88	Avg.: 98.03	Sp1: 97.40 (80)	Sp2: 64.90 (67)	Sp3: 102.55 (73)	Sp4: 137.64 (63)
67	60	FOREJTEK Filip	CZE	Int1: 44.77 (65)	Int2: 1:03.27 (67)	Int3: 1:34.36 (68)	Int4: 2:06.44 (68)	Int5: 2:19.10 (67)	Fin: 2:37.53 (67)	I1-I2: 18.50 (66)	I2-I3: 31.09 (80)	I3-I4: 32.08 (70)	I4-I5: 12.66 (65)	I5-Fin: 18.43 (60)	1.74	2.88	5.20	6.78	7.37	7.84	212.51	Avg.: 97.58	Sp1: 101.10 (62)	Sp2: 57.80 (81)	Sp3: 100.46 (82)	Sp4: 135.61 (77)
68	69	LIGETY Ted	USA	Int1: 47.27 (74)	Int2: 1:05.79 (74)	Int3: 1:35.71 (74)	Int4: 2:06.97 (70)	Int5: 2:19.28 (68)	Fin: 2:37.63 (68)	I1-I2: 18.52 (67)	I2-I3: 29.92 (45)	I3-I4: 31.26 (36)	I4-I5: 12.31 (46)	I5-Fin: 18.35 (51)	4.24	5.40	6.55	7.31	7.55	7.94	215.08	Avg.: 97.52	Sp1: 102.80 (48)	Sp2: 69.10 (30)	Sp3: 104.15 (53)	Sp4: 139.90 (39)
69	70	AERNI Luca	SUI	Int1: 45.38 (70)	Int2: 1:04.38 (71)	Int3: 1:34.88 (70)	Int4: 2:06.86 (69)	Int5: 2:19.54 (69)	Fin: 2:37.97 (69)	I1-I2: 19.00 (73)	I2-I3: 30.50 (70)	I3-I4: 31.98 (65)	I4-I5: 12.68 (68)	I5-Fin: 18.43 (60)	2.35	3.99	5.72	7.20	7.81	8.28	223.81	Avg.: 97.31	Sp1: 100.90 (64)	Sp2: 67.70 (45)	Sp3: 102.51 (74)	Sp4: 137.29 (66)
70	74	SUGAI Ryo	JPN	Int1: 45.55 (71)	Int2: 1:03.96 (70)	Int3: 1:34.78 (69)	Int4: 2:06.99 (71)	Int5: 2:19.70 (70)	Fin: 2:38.10 (70)	I1-I2: 18.41 (62)	I2-I3: 30.82 (77)	I3-I4: 32.21 (75)	I4-I5: 12.71 (70)	I5-Fin: 18.40 (56)	2.52	3.57	5.62	7.33	7.97	8.41	227.14	Avg.: 97.23	Sp1: 97.30 (82)	Sp2: 66.20 (56)	Sp3: 102.12 (76)	Sp4: 136.24 (72)

PERFORMANCE ANALYSIS 1 TRAINING 3

Number of Competitors: 83

Rank	Bib	Name	Nation	Positions			Partials			Difference		Speed		
				Pos.	Time	Rank	Pos.	Time	Rank	Time	Dist(m)	Pos.	Km/h	Rank
71	56	CAZZANIGA Davide	ITA	Int1:	44.38	(55)	I1-I2:	18.49	(65)	1.35		Sp1:	102.80	(48)
				Int2:	1:02.87	(60)	I2-I3:	32.07	(83)	2.48		Sp2:	53.40	(83)
				Int3:	1:34.94	(71)	I3-I4:	32.87	(81)	5.78		Sp3:	94.48	(83)
				Int4:	2:07.81	(72)	I4-I5:	13.07	(80)	8.15		Sp4:	132.39	(81)
				Int5:	2:20.88	(73)	I5-Fin:	18.07	(31)	9.15				
				Fin:	2:38.95	(71)				9.26	248.76	Avg.:	96.71	
				72	62	BERNDT Ondrej	CZE	Int1:	45.76	(72)	I1-I2:	18.67	(72)	2.73
Int2:	1:04.43	(72)	I2-I3:					30.79	(76)	4.04		Sp2:	65.50	(62)
Int3:	1:35.22	(72)	I3-I4:					32.78	(80)	6.06		Sp3:	100.89	(81)
Int4:	2:08.00	(74)	I4-I5:					12.57	(59)	8.34		Sp4:	136.19	(73)
Int5:	2:20.57	(71)	I5-Fin:					18.82	(77)	8.84				
Fin:	2:39.39	(72)								9.70	259.86	Avg.:	96.44	
73	73	RODES Istok	CRO					Int1:	46.06	(73)	I1-I2:	18.65	(71)	3.03
				Int2:	1:04.71	(73)	I2-I3:	30.66	(73)	4.32		Sp2:	70.00	(22)
				Int3:	1:35.37	(73)	I3-I4:	32.62	(78)	6.21		Sp3:	104.01	(57)
				Int4:	2:07.99	(73)	I4-I5:	12.67	(66)	8.33		Sp4:	136.54	(69)
				Int5:	2:20.66	(72)	I5-Fin:	18.85	(78)	8.93				
				Fin:	2:39.51	(73)				9.82	262.88	Avg.:	96.37	
				74	5	FILL Peter	ITA	Int1:	43.55	(18)	I1-I2:	17.34	(3)	0.52
Int2:	1:00.89	(10)	I2-I3:					28.76	(3)	0.50		Sp2:	73.10	(5)
Int3:	1:29.65	(2)	I3-I4:					35.09	(83)	0.49		Sp3:	106.10	(18)
Int4:	2:04.74	(56)	I4-I5:					23.17	(83)	5.08		Sp4:	101.56	(83)
Int5:	2:27.91	(74)	I5-Fin:					22.64	(83)	16.18				
Fin:	2:50.55	(74)								20.86	522.26	Avg.:	90.13	
75 * 75	DANILOCHKIN Yuri	BLR	Int1:					50.17	(76)	I1-I2:	1:06.98	(0)	7.14	
			Int2:	1:57.15	(75)	I2-I3:	30.66	(0)	56.76		Sp2:	62.10	(77)	
			Int3:	2:27.81	(75)	I3-I4:	32.08	(0)	58.65		Sp3:	104.65	(44)	
			Int4:	2:59.89	(75)	I4-I5:	12.96	(0)	1:00.23		Sp4:	139.13	(49)	
			Int5:	3:12.85	(75)	I5-Fin:	18.77	(0)	1:01.12					
			Fin:	3:31.62	(75)				1:01.93	1249.60	Avg.:	72.64		
			76 * 76	FOSS-SOLEV. Sebastian	NOR	Int1:	57.50	(82)	I1-I2:	1:32.08	(0)	14.47		Sp1:
Int2:	2:29.58	(76)				I2-I3:	30.96	(0)	1:29.19		Sp2:	68.50	(40)	
Int3:	3:00.54	(76)				I3-I4:	31.99	(0)	1:31.38		Sp3:	102.57	(72)	
Int4:	3:32.53	(76)				I4-I5:	12.45	(0)	1:32.87		Sp4:	138.35	(58)	
Int5:	3:44.98	(76)				I5-Fin:	18.51	(0)	1:33.25					
Fin:	4:03.49	(76)							1:33.80	1644.94	Avg.:	63.13		
77 * 79	MUFFAT-JEANDET Victor	FRA				Int1:	48.86	(75)	I1-I2:	2:08.04	(0)	5.83		Sp1:
			Int2:	2:56.90	(77)	I2-I3:	29.71	(0)	1:56.51		Sp2:	70.70	(20)	
			Int3:	3:26.61	(77)	I3-I4:	31.26	(0)	1:57.45		Sp3:	106.92	(10)	
			Int4:	3:57.87	(77)	I4-I5:	12.62	(0)	1:58.21		Sp4:	138.80	(53)	
			Int5:	4:10.49	(77)	I5-Fin:	17.96	(0)	1:58.76					
			Fin:	4:28.45	(77)				1:58.76	1889.01	Avg.:	57.26		
			78 * 77	TONETTI Riccardo	ITA	Int1:	55.84	(81)	I1-I2:	2:10.73	(0)	12.81		Sp1:
Int2:	3:06.57	(78)				I2-I3:	30.36	(0)	2:06.18		Sp2:	68.90	(33)	
Int3:	3:36.93	(78)				I3-I4:	31.84	(0)	2:07.77		Sp3:	103.14	(68)	
Int4:	4:08.77	(78)				I4-I5:	12.73	(0)	2:09.11		Sp4:	137.17	(67)	
Int5:	4:21.50	(78)				I5-Fin:	18.58	(0)	2:09.77					
Fin:	4:40.08	(78)							2:10.39	1987.88	Avg.:	54.88		
79 * 80	KRYZL Krystof	CZE				Int1:	54.39	(79)	I1-I2:	2:40.47	(0)	11.36		Sp1:
			Int2:	3:34.86	(79)	I2-I3:	30.36	(0)	2:34.47		Sp2:	68.40	(41)	
			Int3:	4:05.22	(79)	I3-I4:	31.52	(0)	2:36.06		Sp3:	107.95	(3)	
			Int4:	4:36.74	(79)	I4-I5:	12.74	(0)	2:37.08		Sp4:	137.82	(60)	
			Int5:	4:49.48	(79)	I5-Fin:	18.76	(0)	2:37.75					
			Fin:	5:08.24	(79)				2:38.55	2196.37	Avg.:	49.87		

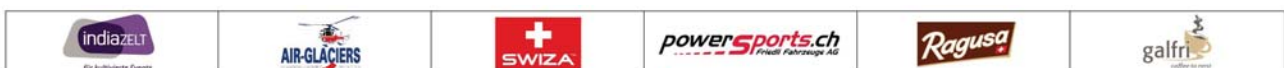


PERFORMANCE ANALYSIS 1 TRAINING 3

Number of Competitors: 83

Rank	Bib	Name	Nation	Positions			Partials			Difference		Speed		
				Pos.	Time	Rank	Pos.	Time	Rank	Time	Dist(m)	Pos.	Km/h	Rank
80	*78	SCHWARZ Marco	AUT	Int1:	55.01	(80)	I1-I2:	2:58.03	(0)	11.98		Sp1:	99.30	(75)
				Int2:	3:53.04	(80)	I2-I3:	30.49	(0)	2:52.65		Sp2:	68.60	(38)
				Int3:	4:23.53	(80)	I3-I4:	32.37	(0)	2:54.37		Sp3:	104.15	(53)
				Int4:	4:55.90	(80)	I4-I5:	12.93	(0)	2:56.24		Sp4:	136.19	(73)
				Int5:	5:08.83	(80)	I5-Fin:	18.40	(0)	2:57.10				
				Fin:	5:27.23	(80)				2:57.54	2316.71	Avg.:	46.98	
81	*82	ZAMPA Andreas	SVK	Int1:	53.06	(78)	I1-I2:	3:14.22	(0)	10.03		Sp1:	99.00	(77)
				Int2:	4:07.28	(81)	I2-I3:	30.19	(0)	3:06.89		Sp2:	68.70	(37)
				Int3:	4:37.47	(81)	I3-I4:	32.14	(0)	3:08.31		Sp3:	102.84	(70)
				Int4:	5:09.61	(81)	I4-I5:	12.94	(0)	3:09.95		Sp4:	134.21	(80)
				Int5:	5:22.55	(81)	I5-Fin:	18.91	(0)	3:10.82				
				Fin:	5:41.46	(81)				3:11.77	2398.11	Avg.:	45.02	
82	*81	TAHIRI Albin	KOS	Int1:	50.68	(77)	I1-I2:	3:29.42	(0)	7.65		Sp1:	98.50	(79)
				Int2:	4:20.10	(82)	I2-I3:	31.12	(0)	3:19.71		Sp2:	67.20	(50)
				Int3:	4:51.22	(82)	I3-I4:	32.68	(0)	3:22.06		Sp3:	101.71	(78)
				Int4:	5:23.90	(82)	I4-I5:	13.08	(0)	3:24.24		Sp4:	134.88	(79)
				Int5:	5:36.98	(82)	I5-Fin:	19.40	(0)	3:25.25				
				Fin:	5:56.38	(82)				3:26.69	2476.48	Avg.:	43.13	
83	*83	ZAMPA Adam	SVK	Int1:			I1-I2:					Sp1:	99.90	(70)
				Int2:	4:52.43	(83)	I2-I3:	30.22	(0)	3:52.04		Sp2:	68.80	(34)
				Int3:	5:22.65	(83)	I3-I4:	32.26	(0)	3:53.49		Sp3:	103.74	(59)
				Int4:	5:54.91	(83)	I4-I5:	12.75	(0)	3:55.25		Sp4:	135.30	(78)
				Int5:	6:07.66	(83)	I5-Fin:	18.66	(0)	3:55.93				
				Fin:	6:26.32	(83)				3:56.63	2615.47	Avg.:	39.79	

LEGEND							
Pos	Intermediate or Speed Position	Int1:	Intermediate 1	Int5:	Intermediate 5	Sp3:	Speed Trap 3
Avg.	Average Speed for the race	Int2:	Intermediate 2	Sp1:	Speed Trap 1	Sp4:	Speed Trap 4
Dist(m)	Distance behind the first	Int3:	Intermediate 3	Sp2:	Speed Trap 2	Fin:	Finish
*	Gate(s) missed	Int4:	Intermediate 4				



PERFORMANCE ANALYSIS 2 TRAINING 3

Number of Competitors: 84

Bib	Name	Nation	Positions			Partials			Difference		Speed														
			Pos.	Time	Rank	Pos.	Time	Rank	Time	Dist(m)	Pos.	Km/h	Rank												
1	FRANZ Max	AUT	Int1: 43.48 (15)	Int2: 1:00.95 (11)	Int3: 1:30.46 (18)	Int4: 2:01.17 (13)	Int5: 2:13.03 (9)	Fin: 2:30.35 (3)	11-12: 17.47 (13)	12-13: 29.51 (27)	13-14: 30.71 (9)	14-15: 11.86 (2)	15-Fin: 17.32 (1)	0.45	0.56	1.30	1.51	1.30	0.66	18.74	Sp1: 103.70 (37)	Sp2: 67.80 (44)	Sp3: 104.15 (53)	Sp4: 141.67 (15)	Avg.: 102.24
2	KRIECHMAYR Vincent	AUT	Int1: 43.71 (28)	Int2: 1:01.12 (18)	Int3: 1:29.75 (4)	Int4: 2:01.07 (12)	Int5: 2:13.24 (15)	Fin: 2:30.92 (11)	11-12: 17.41 (8)	12-13: 28.63 (1)	13-14: 31.32 (41)	14-15: 12.17 (32)	15-Fin: 17.68 (4)	0.68	0.73	0.59	1.41	1.51	1.23	34.80	Sp1: 105.10 (18)	Sp2: 73.40 (2)	Sp3: 107.38 (8)	Sp4: 138.45 (57)	Avg.: 101.86
3	PARIS Dominik	ITA	Int1: 43.38 (11)	Int2: 1:01.12 (18)	Int3: 1:30.24 (12)	Int4: 2:00.90 (9)	Int5: 2:13.03 (9)	Fin: 2:31.09 (13)	11-12: 17.74 (28)	12-13: 29.12 (9)	13-14: 30.66 (6)	14-15: 12.13 (27)	15-Fin: 18.06 (29)	0.35	0.73	1.08	1.24	1.30	1.40	39.57	Sp1: 105.10 (18)	Sp2: 71.80 (10)	Sp3: 105.92 (21)	Sp4: 141.57 (17)	Avg.: 101.74
4	JANKA Carlo	SUI	Int1: 43.64 (23)	Int2: 1:01.19 (21)	Int3: 1:30.38 (17)	Int4: 2:01.50 (19)	Int5: 2:13.66 (22)	Fin: 2:32.01 (22)	11-12: 17.55 (16)	12-13: 29.19 (14)	13-14: 31.12 (26)	14-15: 12.16 (31)	15-Fin: 18.35 (51)	0.61	0.80	1.22	1.84	1.93	2.32	65.17	Sp1: 104.70 (23)	Sp2: 71.30 (14)	Sp3: 106.62 (13)	Sp4: 141.08 (25)	Avg.: 101.12
5	FILL Peter	ITA	Int1: 43.55 (18)	Int2: 1:00.89 (10)	Int3: 1:29.65 (2)	Int4: 2:04.74 (56)	Int5: 2:27.91 (74)	Fin: 2:50.55 (74)	11-12: 17.34 (3)	12-13: 28.76 (3)	13-14: 35.09 (83)	14-15: 23.17 (83)	15-Fin: 22.64 (83)	0.52	0.50	0.49	5.08	16.18	20.86	522.26	Sp1: 105.20 (16)	Sp2: 73.10 (5)	Sp3: 106.10 (18)	Sp4: 101.56 (83)	Avg.: 90.13
6	DRESSEN Thomas	GER	Int1: 43.60 (19)	Int2: 1:00.99 (13)	Int3: 1:30.35 (16)	Int4: 2:01.26 (15)	Int5: 2:13.15 (13)	Fin: 2:30.76 (10)	11-12: 17.39 (7)	12-13: 29.36 (21)	13-14: 30.91 (16)	14-15: 11.89 (4)	15-Fin: 17.61 (3)	0.57	0.60	1.19	1.60	1.42	1.07	30.31	Sp1: 105.80 (10)	Sp2: 69.00 (31)	Sp3: 104.70 (40)	Sp4: 142.19 (12)	Avg.: 101.96
7	JANSRUD Kjetil	NOR	Int1: 43.15 (5)	Int2: 1:00.68 (6)	Int3: 1:29.78 (5)	Int4: 2:00.61 (5)	Int5: 2:12.74 (6)	Fin: 2:30.53 (4)	11-12: 17.53 (15)	12-13: 29.10 (8)	13-14: 30.83 (14)	14-15: 12.13 (27)	15-Fin: 17.79 (6)	0.12	0.29	0.62	0.95	1.01	0.84	23.83	Sp1: 104.40 (25)	Sp2: 73.30 (4)	Sp3: 105.53 (29)	Sp4: 139.24 (47)	Avg.: 102.12

PERFORMANCE ANALYSIS 2 TRAINING 3


Number of Competitors: 84

Bib	Name	Nation	Positions			Partials			Difference		Speed															
			Pos.	Time	Rank	Pos.	Time	Rank	Time	Dist(m)	Pos.	Km/h	Rank													
8	KUENG Patrick	SUI	Int1: 43.32 (8)	Int2: 1:00.82 (8)	Int3: 1:30.56 (21)	Int4: 2:01.69 (23)	Int5: 2:13.64 (21)	Fin: 2:31.61 (21)	I1-I2: 17.50 (14)	I2-I3: 29.74 (34)	I3-I4: 31.13 (28)	I4-I5: 11.95 (7)	I5-Fin: 17.97 (21)	0.29	0.43	1.40	2.03	1.91	1.92	54.08	Sp1: 99.80 (72)	Sp2: 71.30 (14)	Sp3: 105.67 (28)	Sp4: 142.31 (11)	Avg.: 101.39	
9	KILDE Aleksander Aamodt	NOR	Int1: 43.34 (9)	Int2: 1:00.95 (11)	Int3: 1:30.12 (9)	Int4: 2:00.88 (8)	Int5: 2:12.87 (8)	Fin: 2:30.59 (5)	I1-I2: 17.61 (21)	I2-I3: 29.17 (11)	I3-I4: 30.76 (12)	I4-I5: 11.99 (10)	I5-Fin: 17.72 (5)	0.31	0.56	0.96	1.22	1.14	0.90	25.52	Sp1: 105.00 (21)	Sp2: 71.50 (11)	Sp3: 107.22 (9)	Sp4: 142.17 (13)	Avg.: 102.08	
10	KLINE Bostjan	SLO	Int1: 43.44 (13)	Int2: 1:01.21 (22)	Int3: 1:30.99 (29)	Int4: 2:01.92 (25)	Int5: 2:14.13 (25)	Fin: 2:32.21 (26)	I1-I2: 17.77 (32)	I2-I3: 29.78 (36)	I3-I4: 30.93 (17)	I4-I5: 12.21 (35)	I5-Fin: 18.08 (32)	0.41	0.82	1.83	2.26	2.40	2.52	70.69	Sp1: 102.50 (55)	Sp2: 67.70 (45)	Sp3: 105.92 (21)	Sp4: 140.65 (29)	Avg.: 100.99	
11	SVINDAL Aksel Lund	NOR	Int1: 43.16 (6)	Int2: 1:00.99 (13)	Int3: 1:30.74 (26)	Int4: 2:01.79 (24)	Int5: 2:13.93 (24)	Fin: 2:32.04 (24)	I1-I2: 17.83 (38)	I2-I3: 29.75 (35)	I3-I4: 31.05 (21)	I4-I5: 12.14 (30)	I5-Fin: 18.11 (34)	0.13	0.60	1.58	2.13	2.20	2.35	66.00	Sp1: 103.20 (43)	Sp2: 65.90 (58)	Sp3: 104.52 (49)	Sp4: 139.81 (40)	Avg.: 101.10	
12	OSBORNE-PARADIS Manuel	CAN	Int1: 43.11 (3)	Int2: 1:00.67 (4)	Int3: 1:30.46 (18)	Int4: 2:01.36 (16)	Int5: 2:13.29 (16)	Fin: 2:31.21 (15)	I1-I2: 17.56 (18)	I2-I3: 29.79 (37)	I3-I4: 30.90 (15)	I4-I5: 11.93 (5)	I5-Fin: 17.92 (13)	0.08	0.28	1.30	1.70	1.56	1.52	42.92	Sp1: 106.20 (6)	Sp2: 64.90 (67)	Sp3: 104.21 (52)	Sp4: 142.78 (6)	Avg.: 101.66	
13	THEAUX Adrien	FRA	Int1: 43.03 (1)	Int2: 1:00.49 (2)	Int3: 1:29.16 (1)	Int4: 1:59.66 (1)	Int5: 2:11.73 (1)	Fin: 2:29.69 (1)	I1-I2: 17.46 (11)	I2-I3: 28.67 (2)	I3-I4: 30.50 (3)	I4-I5: 12.07 (19)	I5-Fin: 17.96 (16)	0.00	0.10	0.00	0.00	0.00	0.00	0.00	0.00	Sp1: 106.50 (4)	Sp2: 73.80 (1)	Sp3: 107.55 (6)	Sp4: 141.17 (22)	Avg.: 102.69
14	SANDER Andreas	GER	Int1: 43.30 (7)	Int2: 1:00.67 (4)	Int3: 1:30.16 (11)	Int4: 2:00.96 (10)	Int5: 2:13.08 (11)	Fin: 2:30.94 (12)	I1-I2: 17.37 (5)	I2-I3: 29.49 (26)	I3-I4: 30.80 (13)	I4-I5: 12.12 (24)	I5-Fin: 17.86 (9)	0.27	0.28	1.00	1.30	1.35	1.25	35.36	Sp1: 104.20 (30)	Sp2: 65.80 (60)	Sp3: 104.54 (47)	Sp4: 140.19 (38)	Avg.: 101.84	
15	REICHELTH Hannes	AUT	Int1: 43.67 (27)	Int2: 1:01.11 (17)	Int3: 1:30.48 (20)	Int4: 2:00.75 (6)	Int5: 2:12.63 (5)	Fin: 2:30.69 (8)	I1-I2: 17.44 (9)	I2-I3: 29.37 (22)	I3-I4: 30.27 (1)	I4-I5: 11.88 (3)	I5-Fin: 18.06 (29)	0.64	0.72	1.32	1.09	0.90	1.00	28.34	Sp1: 104.40 (25)	Sp2: 69.30 (29)	Sp3: 107.71 (5)	Sp4: 144.19 (1)	Avg.: 102.01	
16	BAUMANN Romed	AUT	Int1: 43.52 (16)	Int2: 1:00.68 (6)	Int3: 1:29.87 (6)	Int4: 2:00.53 (4)	Int5: 2:12.56 (4)	Fin: 2:30.70 (9)	I1-I2: 17.16 (1)	I2-I3: 29.19 (14)	I3-I4: 30.66 (6)	I4-I5: 12.03 (14)	I5-Fin: 18.14 (39)	0.49	0.29	0.71	0.87	0.83	1.01	28.62	Sp1: 104.30 (28)	Sp2: 70.30 (21)	Sp3: 106.74 (11)	Sp4: 141.57 (17)	Avg.: 102.00	

PERFORMANCE ANALYSIS 2 TRAINING 3

Number of Competitors: 84

Bib	Name	Nation	Positions			Partials			Difference		Speed			
			Pos.	Time	Rank	Pos.	Time	Rank	Time	Dist(m)	Pos.	Km/h	Rank	
17	MAYER Matthias	AUT	Int1:	43.13	(4)	I1-I2:	17.44	(9)	0.10		Sp1:	101.30	(60)	
			Int2:	1:00.57	(3)	I2-I3:	29.41	(23)	0.18		Sp2:	73.00	(6)	
			Int3:	1:29.98	(8)	I3-I4:	30.42	(2)	0.82		Sp3:	106.55	(14)	
			Int4:	2:00.40	(3)	I4-I5:	11.77	(1)	0.74		Sp4:	142.67	(7)	
			Int5:	2:12.17	(2)	I5-Fin:	17.88	(10)	0.44					
			Fin:	2:30.05	(2)				0.36	10.24	Avg.:	102.45		
18 *	CAVIEZEL Mauro	SUI	Int1:	43.94	(38)	I1-I2:	17.59	(20)	0.91		Sp1:	106.30	(5)	
			Int2:	1:01.53	(31)	I2-I3:	29.13	(10)	1.14		Sp2:	72.50	(7)	
			Int3:	1:30.66	(24)	I3-I4:	31.02	(20)	1.50		Sp3:	107.41	(7)	
			Int4:	2:01.68	(22)	I4-I5:	12.46	(55)	2.02		Sp4:	137.68	(62)	
			Int5:	2:14.14	(26)	I5-Fin:	17.88	(10)	2.41					
			Fin:	2:32.02	(23)				2.33	65.45	Avg.:	101.12		
19	FEUZ Beat	SUI	Int1:	43.45	(14)	I1-I2:	17.38	(6)	0.42		Sp1:	104.40	(25)	
			Int2:	1:00.83	(9)	I2-I3:	29.06	(7)	0.44		Sp2:	73.40	(2)	
			Int3:	1:29.89	(7)	I3-I4:	31.49	(49)	0.73		Sp3:	106.02	(20)	
			Int4:	2:01.38	(17)	I4-I5:	12.12	(24)	1.72		Sp4:	139.09	(50)	
			Int5:	2:13.50	(18)	I5-Fin:	17.98	(23)	1.77					
			Fin:	2:31.48	(17)				1.79	50.46	Avg.:	101.48		
20	INNERHOFER Christof	ITA	Int1:	43.86	(35)	I1-I2:	17.26	(2)	0.83		Sp1:	105.00	(21)	
			Int2:	1:01.12	(18)	I2-I3:	29.00	(6)	0.73		Sp2:	71.50	(11)	
			Int3:	1:30.12	(9)	I3-I4:	33.88	(82)	0.96		Sp3:	106.25	(16)	
			Int4:	2:04.00	(53)	I4-I5:	13.84	(82)	4.34		Sp4:	124.84	(82)	
			Int5:	2:17.84	(61)	I5-Fin:	17.57	(2)	6.11					
			Fin:	2:35.41	(55)				5.72	157.16	Avg.:	98.91		
21	FERSTL Josef	GER	Int1:	43.71	(28)	I1-I2:	17.55	(16)	0.68		Sp1:	105.10	(18)	
			Int2:	1:01.26	(24)	I2-I3:	29.71	(32)	0.87		Sp2:	65.90	(58)	
			Int3:	1:30.97	(28)	I3-I4:	30.96	(19)	1.81		Sp3:	104.84	(38)	
			Int4:	2:01.93	(26)	I4-I5:	11.98	(9)	2.27		Sp4:	140.57	(31)	
			Int5:	2:13.91	(23)	I5-Fin:	18.22	(41)	2.18					
			Fin:	2:32.13	(25)				2.44	68.49	Avg.:	101.05		
22	ROGER Brice	FRA	Int1:	44.04	(46)	I1-I2:	17.81	(36)	1.01		Sp1:	106.10	(7)	
			Int2:	1:01.85	(40)	I2-I3:	28.92	(5)	1.46		Sp2:	71.40	(13)	
			Int3:	1:30.77	(27)	I3-I4:	30.73	(10)	1.61		Sp3:	106.69	(12)	
			Int4:	2:01.50	(19)	I4-I5:	12.10	(22)	1.84		Sp4:	140.29	(37)	
			Int5:	2:13.60	(19)	I5-Fin:	17.94	(14)	1.87					
			Fin:	2:31.54	(18)				1.85	52.13	Avg.:	101.44		
23	FAYED Guillermo	FRA	Int1:	43.66	(26)	I1-I2:	17.76	(31)	0.63		Sp1:	103.70	(37)	
			Int2:	1:01.42	(26)	I2-I3:	29.18	(13)	1.03		Sp2:	71.00	(17)	
			Int3:	1:30.60	(22)	I3-I4:	30.58	(5)	1.44		Sp3:	108.41	(2)	
			Int4:	2:01.18	(14)	I4-I5:	12.00	(11)	1.52		Sp4:	141.10	(24)	
			Int5:	2:13.18	(14)	I5-Fin:	18.39	(54)	1.45					
			Fin:	2:31.57	(19)				1.88	52.96	Avg.:	101.42		
24	CLAREY Johan	FRA	Int1:	43.04	(2)	I1-I2:	17.35	(4)	0.01		Sp1:	106.60	(3)	
			Int2:	1:00.39	(1)	I2-I3:	29.34	(20)	0.00		Sp2:	69.40	(27)	
			Int3:	1:29.73	(3)	I3-I4:	30.66	(6)	0.57		Sp3:	108.50	(1)	
			Int4:	2:00.39	(2)	I4-I5:	12.10	(22)	0.73		Sp4:	143.73	(2)	
			Int5:	2:12.49	(3)	I5-Fin:	18.16	(40)	0.76					
			Fin:	2:30.65	(6)				0.96	27.21	Avg.:	102.04		
25	NYMAN Steven	USA	Int1:	43.39	(12)	I1-I2:	17.83	(38)	0.36		Sp1:	105.20	(16)	
			Int2:	1:01.22	(23)	I2-I3:	30.09	(55)	0.83		Sp2:	60.60	(79)	
			Int3:	1:31.31	(34)	I3-I4:	31.56	(53)	2.15		Sp3:	105.72	(27)	
			Int4:	2:02.87	(34)	I4-I5:	12.26	(42)	3.21		Sp4:	141.20	(21)	
			Int5:	2:15.13	(36)	I5-Fin:	17.96	(16)	3.40					
			Fin:	2:33.09	(34)				3.40	94.83	Avg.:	100.41		



PERFORMANCE ANALYSIS 2 TRAINING 3

Number of Competitors: 84

Bib	Name	Nation	Positions			Partials			Difference		Speed		
			Pos.	Time	Rank	Pos.	Time	Rank	Time	Dist(m)	Pos.	Km/h	Rank
26	WALDER Christian	AUT	Int1: 43.53 (17) Int2: 1:01.10 (16) Int3: 1:30.29 (13) Int4: 2:01.43 (18) Int5: 2:13.37 (17) Fin: 2:31.40 (16)	I1-I2: 17.57 (19) I2-I3: 29.19 (14) I3-I4: 31.14 (29) I4-I5: 11.94 (6) I5-Fin: 18.03 (26)	0.50 0.71 1.13 1.77 1.64 1.71	48.23	Sp1: 106.00 (8) Sp2: 68.80 (34) Sp3: 105.82 (24) Sp4: 140.76 (28) Avg.: 101.53						
27	ROULIN Gilles	SUI	Int1: 44.24 (50) Int2: 1:02.02 (45) Int3: 1:32.14 (49) Int4: 2:03.73 (49) Int5: 2:15.99 (48) Fin: 2:34.42 (50)	I1-I2: 17.78 (33) I2-I3: 30.12 (56) I3-I4: 31.59 (56) I4-I5: 12.26 (42) I5-Fin: 18.43 (60)	1.21 1.63 2.98 4.07 4.26 4.73	130.79	Sp1: 104.20 (30) Sp2: 63.10 (76) Sp3: 103.05 (69) Sp4: 138.64 (54) Avg.: 99.55						
28	BENNETT Bryce	USA	Int1: 43.90 (37) Int2: 1:01.36 (25) Int3: 1:30.64 (23) Int4: 2:01.59 (21) Int5: 2:13.62 (20) Fin: 2:31.59 (20)	I1-I2: 17.46 (11) I2-I3: 29.28 (18) I3-I4: 30.95 (18) I4-I5: 12.03 (14) I5-Fin: 17.97 (21)	0.87 0.97 1.48 1.93 1.89 1.90	53.52	Sp1: 105.50 (14) Sp2: 68.30 (42) Sp3: 104.96 (35) Sp4: 141.28 (20) Avg.: 101.41						
29	GOLDBERG Jared	USA	Int1: 43.37 (10) Int2: 1:01.05 (15) Int3: 1:30.31 (14) Int4: 2:00.87 (7) Int5: 2:12.83 (7) Fin: 2:30.66 (7)	I1-I2: 17.68 (24) I2-I3: 29.26 (17) I3-I4: 30.56 (4) I4-I5: 11.96 (8) I5-Fin: 17.83 (8)	0.34 0.66 1.15 1.21 1.10 0.97	27.49	Sp1: 107.00 (1) Sp2: 64.70 (70) Sp3: 105.44 (31) Sp4: 141.50 (19) Avg.: 102.03						
30	MUZATON Maxence	FRA	Int1: 43.80 (30) Int2: 1:01.46 (28) Int3: 1:30.33 (15) Int4: 2:01.06 (11) Int5: 2:13.12 (12) Fin: 2:31.10 (14)	I1-I2: 17.66 (22) I2-I3: 28.87 (4) I3-I4: 30.73 (10) I4-I5: 12.06 (18) I5-Fin: 17.98 (23)	0.77 1.07 1.17 1.40 1.39 1.41	39.85	Sp1: 107.00 (1) Sp2: 69.70 (23) Sp3: 107.75 (4) Sp4: 139.57 (43) Avg.: 101.73						
31	MANI Nils	SUI	Int1: 43.84 (32) Int2: 1:01.56 (32) Int3: 1:30.73 (25) Int4: 2:02.03 (27) Int5: 2:14.27 (27) Fin: 2:32.38 (27)	I1-I2: 17.72 (27) I2-I3: 29.17 (11) I3-I4: 31.30 (39) I4-I5: 12.24 (38) I5-Fin: 18.11 (34)	0.81 1.17 1.57 2.37 2.54 2.69	75.38	Sp1: 104.30 (28) Sp2: 69.50 (25) Sp3: 104.70 (40) Sp4: 139.08 (51) Avg.: 100.88						
32	CATER Martin	SLO	Int1: 44.49 (58) Int2: 1:03.13 (63) Int3: 1:33.18 (57) Int4: 2:04.83 (58) Int5: 2:17.16 (54) Fin: 2:35.07 (52)	I1-I2: 18.64 (70) I2-I3: 30.05 (51) I3-I4: 31.65 (60) I4-I5: 12.33 (49) I5-Fin: 17.91 (12)	1.46 2.74 4.02 5.17 5.43 5.38	148.14	Sp1: 103.90 (34) Sp2: 64.20 (71) Sp3: 101.25 (79) Sp4: 137.70 (61) Avg.: 99.13						
33	KOSI Klemen	SLO	Int1: 44.00 (45) Int2: 1:02.18 (49) Int3: 1:32.13 (48) Int4: 2:03.59 (47) Int5: 2:15.90 (47) Fin: 2:34.30 (49)	I1-I2: 18.18 (57) I2-I3: 29.95 (47) I3-I4: 31.46 (47) I4-I5: 12.31 (46) I5-Fin: 18.40 (56)	0.97 1.79 2.97 3.93 4.17 4.61	127.57	Sp1: 102.60 (52) Sp2: 66.90 (52) Sp3: 103.73 (60) Sp4: 139.29 (46) Avg.: 99.62						
34	VUKICEVIC Marko	SRB	Int1: 44.18 (48) Int2: 1:02.29 (53) Int3: 1:32.36 (50) Int4: 2:03.58 (46) Int5: 2:15.65 (45) Fin: 2:34.24 (48)	I1-I2: 18.11 (54) I2-I3: 30.07 (53) I3-I4: 31.22 (33) I4-I5: 12.07 (19) I5-Fin: 18.59 (70)	1.15 1.90 3.20 3.92 3.92 4.55	125.96	Sp1: 104.20 (30) Sp2: 65.30 (64) Sp3: 105.50 (30) Sp4: 143.61 (3) Avg.: 99.66						

PERFORMANCE ANALYSIS 2 TRAINING 3

Number of Competitors: 84

Bib	Name	Nation	Positions			Partials			Difference		Speed														
			Pos.	Time	Rank	Pos.	Time	Rank	Time	Dist(m)	Pos.	Km/h	Rank												
35	BERTHOLD Frederic	AUT	Int1: 43.80 (30)	Int2: 1:01.66 (36)	Int3: 1:31.58 (39)	Int4: 2:02.67 (32)	Int5: 2:14.67 (30)	Fin: 2:32.91 (30)	I1-I2: 17.86 (42)	I2-I3: 29.92 (45)	I3-I4: 31.09 (24)	I4-I5: 12.00 (11)	I5-Fin: 18.24 (43)	0.77	1.27	2.42	3.01	2.94	3.22	89.92	Avg.: 100.53	Sp1: 102.50 (55)	Sp2: 66.80 (53)	Sp3: 104.69 (43)	Sp4: 141.61 (16)
36	GIEZENDANNER Blaise	FRA	Int1: 44.22 (49)	Int2: 1:02.08 (46)	Int3: 1:31.88 (44)	Int4: 2:03.22 (43)	Int5: 2:15.27 (41)	Fin: 2:33.25 (37)	I1-I2: 17.86 (42)	I2-I3: 29.80 (38)	I3-I4: 31.34 (44)	I4-I5: 12.05 (16)	I5-Fin: 17.98 (23)	1.19	1.69	2.72	3.56	3.54	3.56	99.19	Avg.: 100.31	Sp1: 102.90 (47)	Sp2: 67.70 (45)	Sp3: 104.81 (39)	Sp4: 140.40 (34)
37	SEJERSTED Adrian Smiseth	NOR	Int1: 43.96 (41)	Int2: 1:01.99 (44)	Int3: 1:31.80 (42)	Int4: 2:02.91 (36)	Int5: 2:15.04 (34)	Fin: 2:33.30 (38)	I1-I2: 18.03 (52)	I2-I3: 29.81 (39)	I3-I4: 31.11 (25)	I4-I5: 12.13 (27)	I5-Fin: 18.26 (45)	0.93	1.60	2.64	3.25	3.31	3.61	100.55	Avg.: 100.27	Sp1: 103.00 (45)	Sp2: 68.60 (38)	Sp3: 105.74 (26)	Sp4: 140.64 (30)
38	THOMPSON Broderick	CAN	Int1: 43.94 (38)	Int2: 1:01.92 (41)	Int3: 1:31.55 (37)	Int4: 2:03.04 (40)	Int5: 2:15.45 (43)	Fin: 2:33.41 (39)	I1-I2: 17.98 (49)	I2-I3: 29.63 (30)	I3-I4: 31.49 (49)	I4-I5: 12.41 (52)	I5-Fin: 17.96 (16)	0.91	1.53	2.39	3.38	3.72	3.72	103.54	Avg.: 100.20	Sp1: 102.10 (58)	Sp2: 69.70 (23)	Sp3: 104.43 (50)	Sp4: 139.74 (42)
39	GISIN Marc	SUI	Int1: 44.50 (59)	Int2: 1:02.93 (61)	Int3: 1:33.54 (66)	Int4: 2:05.18 (62)	Int5: 2:17.74 (60)	Fin: 2:35.98 (59)	I1-I2: 18.43 (63)	I2-I3: 30.61 (71)	I3-I4: 31.64 (59)	I4-I5: 12.56 (57)	I5-Fin: 18.24 (43)	1.47	2.54	4.38	5.52	6.01	6.29	172.19	Avg.: 98.55	Sp1: 101.30 (60)	Sp2: 59.70 (80)	Sp3: 102.65 (71)	Sp4: 137.30 (65)
40	SCHMID Manuel	GER	Int1: 44.58 (62)	Int2: 1:02.24 (52)	Int3: 1:32.40 (53)	Int4: 2:03.60 (48)	Int5: 2:15.80 (46)	Fin: 2:34.07 (46)	I1-I2: 17.66 (22)	I2-I3: 30.16 (59)	I3-I4: 31.20 (32)	I4-I5: 12.20 (34)	I5-Fin: 18.27 (46)	1.55	1.85	3.24	3.94	4.07	4.38	121.39	Avg.: 99.77	Sp1: 103.90 (34)	Sp2: 64.20 (71)	Sp3: 103.99 (58)	Sp4: 140.35 (36)
41	RAFFORT Nicolas	FRA	Int1: 43.95 (40)	Int2: 1:01.69 (38)	Int3: 1:31.12 (31)	Int4: 2:02.30 (28)	Int5: 2:14.55 (29)	Fin: 2:32.59 (28)	I1-I2: 17.74 (28)	I2-I3: 29.43 (24)	I3-I4: 31.18 (31)	I4-I5: 12.25 (40)	I5-Fin: 18.04 (27)	0.92	1.30	1.96	2.64	2.82	2.90	81.15	Avg.: 100.74	Sp1: 105.60 (13)	Sp2: 70.80 (19)	Sp3: 106.32 (15)	Sp4: 140.54 (33)
42	CASSE Mattia	ITA	Int1: 43.98 (44)	Int2: 1:01.68 (37)	Int3: 1:31.59 (40)	Int4: 2:02.90 (35)	Int5: 2:15.07 (35)	Fin: 2:33.01 (33)	I1-I2: 17.70 (26)	I2-I3: 29.91 (43)	I3-I4: 31.31 (40)	I4-I5: 12.17 (32)	I5-Fin: 17.94 (14)	0.95	1.29	2.43	3.24	3.34	3.32	92.65	Avg.: 100.46	Sp1: 100.80 (65)	Sp2: 69.50 (25)	Sp3: 106.03 (19)	Sp4: 141.12 (23)
43	BARANDUN Gian Luca	SUI	Int1: 44.40 (57)	Int2: 1:02.21 (50)	Int3: 1:31.69 (41)	Int4: 2:03.01 (38)	Int5: 2:15.26 (40)	Fin: 2:33.65 (43)	I1-I2: 17.81 (36)	I2-I3: 29.48 (25)	I3-I4: 31.32 (41)	I4-I5: 12.25 (40)	I5-Fin: 18.39 (54)	1.37	1.82	2.53	3.35	3.53	3.96	110.05	Avg.: 100.05	Sp1: 102.70 (51)	Sp2: 71.00 (17)	Sp3: 105.88 (23)	Sp4: 139.40 (45)

PERFORMANCE ANALYSIS 2 TRAINING 3

Number of Competitors: 84

Bib	Name	Nation	Positions			Partials			Difference		Speed			
			Pos.	Time	Rank	Pos.	Time	Rank	Time	Dist(m)	Pos.	Km/h	Rank	
44	ROGENTIN Stefan	SUI	Int1:	44.32	(53)	I1-I2:	17.79	(34)	1.29	113.84	Sp1:	98.90	(78)	
			Int2:	1:02.11	(48)	I2-I3:	29.89	(42)	1.72		Sp2:	72.40	(8)	
			Int3:	1:32.00	(46)	I3-I4:	31.33	(43)	2.84		Sp3:	105.05	(34)	
			Int4:	2:03.33	(44)	I4-I5:	12.24	(38)	3.67		Sp4:	140.77	(27)	
			Int5:	2:15.57	(44)	I5-Fin:	18.22	(41)	3.84		Avg.:	99.95		
			Fin:	2:33.79	(44)				4.10					
45	SAUGESTAD Stian	NOR	Int1:	43.65	(25)	I1-I2:	17.80	(35)	0.62	95.11	Sp1:	105.80	(10)	
			Int2:	1:01.45	(27)	I2-I3:	29.55	(28)	1.06		Sp2:	67.30	(49)	
			Int3:	1:31.00	(30)	I3-I4:	31.38	(45)	1.84		Sp3:	105.79	(25)	
			Int4:	2:02.38	(30)	I4-I5:	12.29	(45)	2.72		Sp4:	139.24	(47)	
			Int5:	2:14.67	(30)	I5-Fin:	18.43	(60)	2.94		Avg.:	100.40		
			Fin:	2:33.10	(35)				3.41					
46	KRYENBUEHL Urs	SUI	Int1:	44.30	(51)	I1-I2:	18.06	(53)	1.27	135.08	Sp1:	103.60	(40)	
			Int2:	1:02.36	(54)	I2-I3:	30.12	(56)	1.97		Sp2:	65.00	(66)	
			Int3:	1:32.48	(54)	I3-I4:	31.45	(46)	3.32		Sp3:	103.46	(63)	
			Int4:	2:03.93	(51)	I4-I5:	12.33	(49)	4.27		Sp4:	139.80	(41)	
			Int5:	2:16.26	(51)	I5-Fin:	18.32	(47)	4.53		Avg.:	99.44		
			Fin:	2:34.58	(51)				4.89					
47	BUZZI Emanuele	ITA	Int1:	43.63	(22)	I1-I2:	17.85	(40)	0.60	106.53	Sp1:	103.00	(45)	
			Int2:	1:01.48	(29)	I2-I3:	29.98	(50)	1.09		Sp2:	66.00	(57)	
			Int3:	1:31.46	(35)	I3-I4:	31.62	(58)	2.30		Sp3:	101.73	(77)	
			Int4:	2:03.08	(41)	I4-I5:	12.12	(24)	3.42		Sp4:	142.86	(4)	
			Int5:	2:15.20	(39)	I5-Fin:	18.32	(47)	3.47		Avg.:	100.13		
			Fin:	2:33.52	(41)				3.83					
48	ZRNCIC DIM Natko	CRO	Int1:	44.66	(63)	I1-I2:	18.11	(54)	1.63	151.60	Sp1:	102.80	(48)	
			Int2:	1:02.77	(57)	I2-I3:	29.59	(29)	2.38		Sp2:	71.10	(16)	
			Int3:	1:32.36	(50)	I3-I4:	31.58	(55)	3.20		Sp3:	104.60	(46)	
			Int4:	2:03.94	(52)	I4-I5:	12.49	(56)	4.28		Sp4:	138.02	(59)	
			Int5:	2:16.43	(52)	I5-Fin:	18.77	(74)	4.70		Avg.:	99.05		
			Fin:	2:35.20	(53)				5.51					
49	STRIEDINGER Otmar	AUT	Int1:	43.88	(36)	I1-I2:	17.68	(24)	0.85	83.90	Sp1:	106.00	(8)	
			Int2:	1:01.56	(32)	I2-I3:	29.70	(31)	1.17		Sp2:	65.50	(62)	
			Int3:	1:31.26	(32)	I3-I4:	31.05	(21)	2.10		Sp3:	104.92	(36)	
			Int4:	2:02.31	(29)	I4-I5:	12.05	(16)	2.65		Sp4:	140.79	(26)	
			Int5:	2:14.36	(28)	I5-Fin:	18.33	(49)	2.63		Avg.:	100.67		
			Fin:	2:32.69	(29)				3.00					
50	* MAPLE Wiley	USA	Int1:	43.64	(23)	I1-I2:	19.16	(74)	0.61	117.62	Sp1:	103.70	(37)	
			Int2:	1:02.80	(58)	I2-I3:	29.96	(48)	2.41		Sp2:	64.80	(69)	
			Int3:	1:32.76	(55)	I3-I4:	31.12	(26)	3.60		Sp3:	104.54	(47)	
			Int4:	2:03.88	(50)	I4-I5:	12.23	(37)	4.22		Sp4:	141.75	(14)	
			Int5:	2:16.11	(49)	I5-Fin:	17.82	(7)	4.38		Avg.:	99.86		
			Fin:	2:33.93	(45)				4.24					
51	WEBER Ralph	SUI	Int1:	43.85	(33)	I1-I2:	17.75	(30)	0.82	109.51	Sp1:	105.50	(14)	
			Int2:	1:01.60	(34)	I2-I3:	29.91	(43)	1.21		Sp2:	68.80	(34)	
			Int3:	1:31.51	(36)	I3-I4:	31.46	(47)	2.35		Sp3:	105.23	(32)	
			Int4:	2:02.97	(37)	I4-I5:	12.22	(36)	3.31		Sp4:	142.61	(8)	
			Int5:	2:15.19	(38)	I5-Fin:	18.44	(64)	3.46		Avg.:	100.06		
			Fin:	2:33.63	(42)				3.94					
52	MONSEN Felix	SWE	Int1:	44.30	(51)	I1-I2:	17.92	(45)	1.27	95.92	Sp1:	105.70	(12)	
			Int2:	1:02.22	(51)	I2-I3:	29.81	(39)	1.83		Sp2:	66.70	(54)	
			Int3:	1:32.03	(47)	I3-I4:	31.05	(21)	2.87		Sp3:	104.33	(51)	
			Int4:	2:03.08	(41)	I4-I5:	12.09	(21)	3.42		Sp4:	140.36	(35)	
			Int5:	2:15.17	(37)	I5-Fin:	17.96	(16)	3.44		Avg.:	100.39		
			Fin:	2:33.13	(36)				3.44					

PERFORMANCE ANALYSIS 2 TRAINING 3

Number of Competitors: 84

Bib	Name	Nation	Positions			Partials			Difference		Speed			
			Pos.	Time	Rank	Pos.	Time	Rank	Time	Dist(m)	Pos.	Km/h	Rank	
53	THOMSEN Benjamin	CAN	Int1: 43.62 (21)			I1-I2: 17.89 (44)			0.59			Sp1: 103.20 (43)		
			Int2: 1:01.51 (30)			I2-I3: 30.36 (65)			1.12			Sp2: 61.00 (78)		
			Int3: 1:31.87 (43)			I3-I4: 31.14 (29)			2.71			Sp3: 104.70 (40)		
			Int4: 2:03.01 (38)			I4-I5: 12.32 (48)			3.35			Sp4: 142.53 (9)		
			Int5: 2:15.33 (42)			I5-Fin: 18.12 (37)			3.60					
			Fin: 2:33.45 (40)						3.76	104.63		Avg.: 100.18		
54	FAARUP Christoffer	DEN	Int1: 44.17 (47)			I1-I2: 17.92 (45)			1.14			Sp1: 103.40 (42)		
			Int2: 1:02.09 (47)			I2-I3: 31.39 (82)			1.70			Sp2: 54.70 (82)		
			Int3: 1:33.48 (64)			I3-I4: 31.26 (36)			4.32			Sp3: 101.25 (79)		
			Int4: 2:04.74 (56)			I4-I5: 12.26 (42)			5.08			Sp4: 142.33 (10)		
			Int5: 2:17.00 (53)			I5-Fin: 18.33 (49)			5.27					
			Fin: 2:35.33 (54)						5.64	155.04		Avg.: 98.96		
55	MERMILLOD BLONDIN Thomas	FRA	Int1: 43.97 (43)			I1-I2: 17.95 (47)			0.94			Sp1: 101.10 (62)		
			Int2: 1:01.92 (41)			I2-I3: 30.46 (68)			1.53			Sp2: 65.70 (61)		
			Int3: 1:32.38 (52)			I3-I4: 31.99 (66)			3.22			Sp3: 102.48 (75)		
			Int4: 2:04.37 (54)			I4-I5: 12.85 (76)			4.71			Sp4: 137.09 (68)		
			Int5: 2:17.22 (55)			I5-Fin: 18.71 (72)			5.49					
			Fin: 2:35.93 (57)						6.24	170.88		Avg.: 98.58		
56	CAZZANIGA Davide	ITA	Int1: 44.38 (55)			I1-I2: 18.49 (65)			1.35			Sp1: 102.80 (48)		
			Int2: 1:02.87 (60)			I2-I3: 32.07 (83)			2.48			Sp2: 53.40 (83)		
			Int3: 1:34.94 (71)			I3-I4: 32.87 (81)			5.78			Sp3: 94.48 (83)		
			Int4: 2:07.81 (72)			I4-I5: 13.07 (80)			8.15			Sp4: 132.39 (81)		
			Int5: 2:20.88 (73)			I5-Fin: 18.07 (31)			9.15					
			Fin: 2:38.95 (71)						9.26	248.76		Avg.: 96.71		
57	HROBAT Miha	SLO	Int1: 44.38 (55)			I1-I2: 18.24 (58)			1.35			Sp1: 97.40 (80)		
			Int2: 1:02.62 (56)			I2-I3: 30.83 (78)			2.23			Sp2: 64.90 (67)		
			Int3: 1:33.45 (63)			I3-I4: 32.01 (68)			4.29			Sp3: 102.55 (73)		
			Int4: 2:05.46 (65)			I4-I5: 12.58 (60)			5.80			Sp4: 137.64 (63)		
			Int5: 2:18.04 (63)			I5-Fin: 18.77 (74)			6.31					
			Fin: 2:36.81 (65)						7.12	193.88		Avg.: 98.03		
58	WEISEL Kipling	USA	Int1: 44.33 (54)			I1-I2: 18.15 (56)			1.30			Sp1: 100.70 (67)		
			Int2: 1:02.48 (55)			I2-I3: 30.72 (75)			2.09			Sp2: 65.10 (65)		
			Int3: 1:33.20 (59)			I3-I4: 31.79 (61)			4.04			Sp3: 103.58 (62)		
			Int4: 2:04.99 (60)			I4-I5: 12.56 (57)			5.33			Sp4: 136.28 (70)		
			Int5: 2:17.55 (59)			I5-Fin: 19.12 (81)			5.82					
			Fin: 2:36.67 (64)						6.98	190.24		Avg.: 98.12		
59	ROMAR Andreas	FIN	Int1: 43.96 (41)			I1-I2: 18.00 (51)			0.93			Sp1: 104.70 (23)		
			Int2: 1:01.96 (43)			I2-I3: 29.30 (19)			1.57			Sp2: 69.40 (27)		
			Int3: 1:31.26 (32)			I3-I4: 31.24 (35)			2.10			Sp3: 106.21 (17)		
			Int4: 2:02.50 (31)			I4-I5: 12.39 (51)			2.84			Sp4: 138.84 (52)		
			Int5: 2:14.89 (33)			I5-Fin: 18.08 (32)			3.16					
			Fin: 2:32.97 (32)						3.28	91.56		Avg.: 100.49		
60	FOREJTEK Filip	CZE	Int1: 44.77 (65)			I1-I2: 18.50 (66)			1.74			Sp1: 101.10 (62)		
			Int2: 1:03.27 (67)			I2-I3: 31.09 (80)			2.88			Sp2: 57.80 (81)		
			Int3: 1:34.36 (68)			I3-I4: 32.08 (70)			5.20			Sp3: 100.46 (82)		
			Int4: 2:06.44 (68)			I4-I5: 12.66 (65)			6.78			Sp4: 135.61 (77)		
			Int5: 2:19.10 (67)			I5-Fin: 18.43 (60)			7.37					
			Fin: 2:37.53 (67)						7.84	212.51		Avg.: 97.58		
61	PERKO Rok	SLO	Int1: 44.54 (60)			I1-I2: 18.32 (59)			1.51			Sp1: 100.40 (69)		
			Int2: 1:02.86 (59)			I2-I3: 30.63 (72)			2.47			Sp2: 63.30 (75)		
			Int3: 1:33.49 (65)			I3-I4: 32.01 (68)			4.33			Sp3: 103.26 (66)		
			Int4: 2:05.50 (66)			I4-I5: 12.60 (62)			5.84			Sp4: 138.63 (55)		
			Int5: 2:18.10 (64)			I5-Fin: 18.46 (66)			6.37					
			Fin: 2:36.56 (62)						6.87	187.37		Avg.: 98.19		

PERFORMANCE ANALYSIS 2 TRAINING 3

Number of Competitors: 84


Bib	Name	Nation	Positions			Partials			Difference		Speed		
			Pos.	Time	Rank	Pos.	Time	Rank	Time	Dist(m)	Pos.	Km/h	Rank
62	BERNDT Ondrej	CZE	Int1:	45.76	(72)	11-12:	18.67	(72)	2.73		Sp1:	101.50	(59)
			Int2:	1:04.43	(72)	12-13:	30.79	(76)	4.04		Sp2:	65.50	(62)
			Int3:	1:35.22	(72)	13-14:	32.78	(80)	6.06		Sp3:	100.89	(81)
			Int4:	2:08.00	(74)	14-15:	12.57	(59)	8.34		Sp4:	136.19	(73)
			Int5:	2:20.57	(71)	15-Fin:	18.82	(77)	8.84				
			Fin:	2:39.39	(72)				9.70	259.86	Avg.:	96.44	
63	MURISIER Justin	SUI	Int1:	44.74	(64)	11-12:	18.53	(68)	1.71		Sp1:	102.60	(52)
			Int2:	1:03.27	(67)	12-13:	29.85	(41)	2.88		Sp2:	68.20	(43)
			Int3:	1:33.12	(56)	13-14:	32.11	(72)	3.96		Sp3:	105.16	(33)
			Int4:	2:05.23	(63)	14-15:	12.77	(75)	5.57		Sp4:	136.26	(71)
			Int5:	2:18.00	(62)	15-Fin:	18.38	(53)	6.27				
			Fin:	2:36.38	(60)				6.69	182.67	Avg.:	98.30	
64	READ Jeffrey	CAN	Int1:	43.85	(33)	11-12:	17.85	(40)	0.82		Sp1:	104.10	(33)
			Int2:	1:01.70	(39)	12-13:	30.26	(64)	1.31		Sp2:	63.50	(74)
			Int3:	1:31.96	(45)	13-14:	31.57	(54)	2.80		Sp3:	103.45	(64)
			Int4:	2:03.53	(45)	14-15:	12.59	(61)	3.87		Sp4:	138.51	(56)
			Int5:	2:16.12	(50)	15-Fin:	18.11	(34)	4.39				
			Fin:	2:34.23	(47)				4.54	125.69	Avg.:	99.67	
65	WINDINGSTAD Rasmus	NOR	Int1:	44.84	(67)	11-12:	18.40	(61)	1.81		Sp1:	103.50	(41)
			Int2:	1:03.24	(66)	12-13:	30.05	(51)	2.85		Sp2:	67.10	(51)
			Int3:	1:33.29	(61)	13-14:	31.60	(57)	4.13		Sp3:	103.64	(61)
			Int4:	2:04.89	(59)	14-15:	12.63	(64)	5.23		Sp4:	140.57	(31)
			Int5:	2:17.52	(57)	15-Fin:	18.42	(59)	5.79				
			Fin:	2:35.94	(58)				6.25	171.14	Avg.:	98.58	
66	COCHRAN-SIEGLE Ryan	USA	Int1:	43.61	(20)	11-12:	17.99	(50)	0.58		Sp1:	102.30	(57)
			Int2:	1:01.60	(34)	12-13:	29.97	(49)	1.21		Sp2:	69.00	(31)
			Int3:	1:31.57	(38)	13-14:	31.23	(34)	2.41		Sp3:	104.65	(44)
			Int4:	2:02.80	(33)	14-15:	12.02	(13)	3.14		Sp4:	142.81	(5)
			Int5:	2:14.82	(32)	15-Fin:	18.13	(38)	3.09				
			Fin:	2:32.95	(31)				3.26	91.01	Avg.:	100.50	
67	DUFFY Drew	USA	Int1:	44.81	(66)	11-12:	18.32	(59)	1.78		Sp1:	102.60	(52)
			Int2:	1:03.13	(63)	12-13:	30.08	(54)	2.74		Sp2:	66.50	(55)
			Int3:	1:33.21	(60)	13-14:	31.88	(64)	4.05		Sp3:	104.15	(53)
			Int4:	2:05.09	(61)	14-15:	12.44	(53)	5.43		Sp4:	139.47	(44)
			Int5:	2:17.53	(58)	15-Fin:	18.86	(79)	5.80				
			Fin:	2:36.39	(61)				6.70	182.93	Avg.:	98.29	
68	NETELAND Bjoernar	NOR	Int1:	45.00	(68)	11-12:	18.46	(64)	1.97		Sp1:	100.60	(68)
			Int2:	1:03.46	(69)	12-13:	30.17	(60)	3.07		Sp2:	67.40	(48)
			Int3:	1:33.63	(67)	13-14:	31.81	(62)	4.47		Sp3:	104.88	(37)
			Int4:	2:05.44	(64)	14-15:	12.67	(66)	5.78		Sp4:	136.08	(75)
			Int5:	2:18.11	(65)	15-Fin:	18.45	(65)	6.38				
			Fin:	2:36.56	(62)				6.87	187.37	Avg.:	98.19	
69	LIGETY Ted	USA	Int1:	47.27	(74)	11-12:	18.52	(67)	4.24		Sp1:	102.80	(48)
			Int2:	1:05.79	(74)	12-13:	29.92	(45)	5.40		Sp2:	69.10	(30)
			Int3:	1:35.71	(74)	13-14:	31.26	(36)	6.55		Sp3:	104.15	(53)
			Int4:	2:06.97	(70)	14-15:	12.31	(46)	7.31		Sp4:	139.90	(39)
			Int5:	2:19.28	(68)	15-Fin:	18.35	(51)	7.55				
			Fin:	2:37.63	(68)				7.94	215.08	Avg.:	97.52	
70	AERNI Luca	SUI	Int1:	45.38	(70)	11-12:	19.00	(73)	2.35		Sp1:	100.90	(64)
			Int2:	1:04.38	(71)	12-13:	30.50	(70)	3.99		Sp2:	67.70	(45)
			Int3:	1:34.88	(70)	13-14:	31.98	(65)	5.72		Sp3:	102.51	(74)
			Int4:	2:06.86	(69)	14-15:	12.68	(68)	7.20		Sp4:	137.29	(66)
			Int5:	2:19.54	(69)	15-Fin:	18.43	(60)	7.81				
			Fin:	2:37.97	(69)				8.28	223.81	Avg.:	97.31	



PERFORMANCE ANALYSIS 2 TRAINING 3

Number of Competitors: 84

Bib	Name	Nation	Positions			Partials			Difference		Speed														
			Pos.	Time	Rank	Pos.	Time	Rank	Time	Dist(m)	Pos.	Km/h	Rank												
71	TRIKHICHEV Pavel	RUS	Int1: 45.00 (68)	Int2: 1:02.96 (62)	Int3: 1:33.19 (58)	Int4: 2:04.71 (55)	Int5: 2:17.41 (56)	Fin: 2:35.46 (56)	I1-I2: 17.96 (48)	I2-I3: 30.23 (63)	I3-I4: 31.52 (51)	I4-I5: 12.70 (69)	I5-Fin: 18.05 (28)	1.97	2.57	4.03	5.05	5.68	5.77	158.48	Sp1: 99.70 (74)	Sp2: 63.90 (73)	Sp3: 103.22 (67)	Sp4: 135.99 (76)	Avg.: 98.88
72	DEBELAK Tilen	SLO	Int1: 44.57 (61)	Int2: 1:03.16 (65)	Int3: 1:33.31 (62)	Int4: 2:05.50 (66)	Int5: 2:18.26 (66)	Fin: 2:36.81 (65)	I1-I2: 18.59 (69)	I2-I3: 30.15 (58)	I3-I4: 32.19 (74)	I4-I5: 12.76 (74)	I5-Fin: 18.55 (68)	1.54	2.77	4.15	5.84	6.53	7.12	193.88	Sp1: 99.90 (70)	Sp2: 72.40 (8)	Sp3: 103.27 (65)	Sp4: 137.47 (64)	Avg.: 98.03
73	RODES Istok	CRO	Int1: 46.06 (73)	Int2: 1:04.71 (73)	Int3: 1:35.37 (73)	Int4: 2:07.99 (73)	Int5: 2:20.66 (72)	Fin: 2:39.51 (73)	I1-I2: 18.65 (71)	I2-I3: 30.66 (73)	I3-I4: 32.62 (78)	I4-I5: 12.67 (66)	I5-Fin: 18.85 (78)	3.03	4.32	6.21	8.33	8.93	9.82	262.88	Sp1: 97.40 (80)	Sp2: 70.00 (22)	Sp3: 104.01 (57)	Sp4: 136.54 (69)	Avg.: 96.37
74	SUGAI Ryo	JPN	Int1: 45.55 (71)	Int2: 1:03.96 (70)	Int3: 1:34.78 (69)	Int4: 2:06.99 (71)	Int5: 2:19.70 (70)	Fin: 2:38.10 (70)	I1-I2: 18.41 (62)	I2-I3: 30.82 (77)	I3-I4: 32.21 (75)	I4-I5: 12.71 (70)	I5-Fin: 18.40 (56)	2.52	3.57	5.62	7.33	7.97	8.41	227.14	Sp1: 97.30 (82)	Sp2: 66.20 (56)	Sp3: 102.12 (76)	Sp4: 136.24 (72)	Avg.: 97.23
75 *	DANILOCHKIN Yuri	BLR	Int1: 50.17 (76)	Int2: 1:57.15 (75)	Int3: 2:27.81 (75)	Int4: 2:59.89 (75)	Int5: 3:12.85 (75)	Fin: 3:31.62 (75)	I1-I2: 1:06.98 (75)	I2-I3: 30.66 (73)	I3-I4: 32.08 (70)	I4-I5: 12.96 (79)	I5-Fin: 18.77 (74)	7.14	56.76	58.65	1:00.23	1:01.12	1:01.93	1249.60	Sp1: 103.80 (36)	Sp2: 62.10 (77)	Sp3: 104.65 (44)	Sp4: 139.13 (49)	Avg.: 72.64
76 *	FOSS-SOLEV. Sebastian	NOR	Int1: 57.50 (82)	Int2: 2:29.58 (76)	Int3: 3:00.54 (76)	Int4: 3:32.53 (76)	Int5: 3:44.98 (76)	Fin: 4:03.49 (76)	I1-I2: 1:32.08 (76)	I2-I3: 30.96 (79)	I3-I4: 31.99 (66)	I4-I5: 12.45 (54)	I5-Fin: 18.51 (67)	14.47	1:29.19	1:31.38	1:32.87	1:33.25	1:33.80	1644.94	Sp1: 97.20 (83)	Sp2: 68.50 (40)	Sp3: 102.57 (72)	Sp4: 138.35 (58)	Avg.: 63.13
77 *	TONETTI Riccardo	ITA	Int1: 55.84 (81)	Int2: 3:06.57 (78)	Int3: 3:36.93 (78)	Int4: 4:08.77 (78)	Int5: 4:21.50 (78)	Fin: 4:40.08 (78)	I1-I2: 2:10.73 (78)	I2-I3: 30.36 (65)	I3-I4: 31.84 (63)	I4-I5: 12.73 (71)	I5-Fin: 18.58 (69)	12.81	2:06.18	2:07.77	2:09.11	2:09.77	2:10.39	1987.88	Sp1: 99.10 (76)	Sp2: 68.90 (33)	Sp3: 103.14 (68)	Sp4: 137.17 (67)	Avg.: 54.88
78 *	SCHWARZ Marco	AUT	Int1: 55.01 (80)	Int2: 3:53.04 (80)	Int3: 4:23.53 (80)	Int4: 4:55.90 (80)	Int5: 5:08.83 (80)	Fin: 5:27.23 (80)	I1-I2: 2:58.03 (80)	I2-I3: 30.49 (69)	I3-I4: 32.37 (77)	I4-I5: 12.93 (77)	I5-Fin: 18.40 (56)	11.98	2:52.65	2:54.37	2:56.24	2:57.10	2:57.54	2316.71	Sp1: 99.30 (75)	Sp2: 68.60 (38)	Sp3: 104.15 (53)	Sp4: 136.19 (73)	Avg.: 46.98
79 *	MUFFAT-JEANDET Victor	FRA	Int1: 48.86 (75)	Int2: 2:56.90 (77)	Int3: 3:26.61 (77)	Int4: 3:57.87 (77)	Int5: 4:10.49 (77)	Fin: 4:28.45 (77)	I1-I2: 2:08.04 (77)	I2-I3: 29.71 (32)	I3-I4: 31.26 (36)	I4-I5: 12.62 (63)	I5-Fin: 17.96 (16)	5.83	1:56.51	1:57.45	1:58.21	1:58.76	1:58.76	1889.01	Sp1: 99.80 (72)	Sp2: 70.70 (20)	Sp3: 106.92 (10)	Sp4: 138.80 (53)	Avg.: 57.26



PERFORMANCE ANALYSIS 2 TRAINING 3

Number of Competitors: 84

Bib Name	Nation	Positions			Partials			Difference		Speed		
		Pos.	Time	Rank	Pos.	Time	Rank	Time	Dist(m)	Pos.	Km/h	Rank
80 * KRYZL Krystof	CZE	Int1:	54.39	(79)	I1-I2:	2:40.47	(79)	11.36		Sp1:	100.80	(65)
		Int2:	3:34.86	(79)	I2-I3:	30.36	(65)	2:34.47		Sp2:	68.40	(41)
		Int3:	4:05.22	(79)	I3-I4:	31.52	(51)	2:36.06		Sp3:	107.95	(3)
		Int4:	4:36.74	(79)	I4-I5:	12.74	(72)	2:37.08		Sp4:	137.82	(60)
		Int5:	4:49.48	(79)	I5-Fin:	18.76	(73)	2:37.75		Avg.:	49.87	
		Fin:	5:08.24	(79)				2:38.55	2196.37			
81 * TAHIRI Albin	KOS	Int1:	50.68	(77)	I1-I2:	3:29.42	(82)	7.65		Sp1:	98.50	(79)
		Int2:	4:20.10	(82)	I2-I3:	31.12	(81)	3:19.71		Sp2:	67.20	(50)
		Int3:	4:51.22	(82)	I3-I4:	32.68	(79)	3:22.06		Sp3:	101.71	(78)
		Int4:	5:23.90	(82)	I4-I5:	13.08	(81)	3:24.24		Sp4:	134.88	(79)
		Int5:	5:36.98	(82)	I5-Fin:	19.40	(82)	3:25.25		Avg.:	43.13	
		Fin:	5:56.38	(82)				3:26.69	2476.48			
82 * ZAMPA Andreas	SVK	Int1:	53.06	(78)	I1-I2:	3:14.22	(81)	10.03		Sp1:	99.00	(77)
		Int2:	4:07.28	(81)	I2-I3:	30.19	(61)	3:06.89		Sp2:	68.70	(37)
		Int3:	4:37.47	(81)	I3-I4:	32.14	(73)	3:08.31		Sp3:	102.84	(70)
		Int4:	5:09.61	(81)	I4-I5:	12.94	(78)	3:09.95		Sp4:	134.21	(80)
		Int5:	5:22.55	(81)	I5-Fin:	18.91	(80)	3:10.82		Avg.:	45.02	
		Fin:	5:41.46	(81)				3:11.77	2398.11			
83 * ZAMPA Adam	SVK	Int1:			I1-I2:					Sp1:	99.90	(70)
		Int2:	4:52.43	(83)	I2-I3:	30.22	(62)	3:52.04		Sp2:	68.80	(34)
		Int3:	5:22.65	(83)	I3-I4:	32.26	(76)	3:53.49		Sp3:	103.74	(59)
		Int4:	5:54.91	(83)	I4-I5:	12.75	(73)	3:55.25		Sp4:	135.30	(78)
		Int5:	6:07.66	(83)	I5-Fin:	18.66	(71)	3:55.93		Avg.:	39.79	
		Fin:	6:26.32	(83)				3:56.63	2615.47			
84 HADALIN Stefan	SLO	Int1:			I1-I2:					Sp1:		
		Int2:			I2-I3:					Sp2:		
		Int3:			I3-I4:					Sp3:		
		Int4:			I4-I5:					Sp4:		
		Int5:			I5-Fin:					Avg.:		
		Fin:	DNS									

LEGEND							
Pos	Intermediate or Speed Position	Int1:	Intermediate 1	Int5:	Intermediate 5	Sp4:	Speed Trap 4
Avg.	Average Speed for the race	Int2:	Intermediate 2	Sp1:	Speed Trap 1	DNS	Did Not Start
Dist(m)	Distance behind the first	Int3:	Intermediate 3	Sp2:	Speed Trap 2	Fin:	Finish
*	Gate(s) missed	Int4:	Intermediate 4	Sp3:	Speed Trap 3		

