

Number of Competitors: 67, Number of NSA: 20

NSA	FIS Code	Name	FIS Points (28th of December 2017 - List 8)									
			DH		SL		GS		SG		AC	
AUT (7)	51215	BAUMANN Romed	4.87	(20)	411.20	(5240)	37.38	(742)	18.13	(126)	4.17	(11)
	53968	BERTHOLD Frederic	8.29	(41)	99.14	(2752)	69.84	(1973)	13.97	(80)	4.34	(14)
	53980	KRIECHMAYR Vincent	4.24	(13)	145.11	(3816)	34.55	(640)	2.73	(5)	4.17	(11)
	53902	MAYER Matthias	2.75	(6)	306.80	(5052)	32.49	(577)	3.61	(10)	21.36	(57)
	50742	REICHELT Hannes	4.08	(11)	999.00	(5467)	44.88	(1018)	1.89	(3)	73.44	(438)
	54320	SCHWARZ Marco	53.18	(332)	5.38	(18)	11.91	(99)	57.64	(630)	24.17	(70)
	54005	STRIEDINGER Otmar	12.87	(71)	999.00	(5467)	100.04	(2942)	9.75	(51)	45.77	(222)
BLR (1)	660021	DANILOCHKIN Yuri	42.02	(256)	41.38	(828)	55.98	(1426)	54.22	(575)	85.26	(517)
CAN (2)	104468	READ Jeffrey	24.15	(130)	9.40	(59)	17.40	(187)	11.64	(66)	41.39	(189)
	104096	THOMPSON Broderick	8.97	(45)	37.40	(694)	48.81	(1165)	11.39	(64)	38.50	(171)
CRO (2)	380361	RODES Istok	34.35	(193)	11.30	(91)	32.74	(587)	65.86	(776)	19.81	(49)
	380292	ZRNCIC DIM Natko	12.71	(69)	15.44	(149)	41.64	(899)	13.06	(76)	5.38	(24)
CZE (3)	150743	BERNDT Ondrej	22.09	(122)	13.51	(116)	19.71	(238)	26.17	(200)	20.66	(51)
	151215	FOREJTEK Filip	19.69	(112)	38.55	(737)	29.37	(480)	44.59	(429)	37.43	(158)
	150644	KRYZL Krystof	58.61	(381)	10.36	(72)	11.77	(97)	23.17	(169)	5.73	(27)
DEN (1)	170131	FAARUP Christoffer	16.56	(94)	53.76	(1257)	24.50	(349)	16.72	(107)	29.67	(101)
FIN (1)	180570	ROMAR Andreas	19.50	(111)	77.31	(2068)	60.20	(1588)	18.54	(130)	22.63	(59)
FRA (5)	194298	GIEZENDANNER Blaise	8.50	(42)	378.68	(5191)	57.42	(1488)	5.87	(25)	22.76	(60)
	192504	MERMILLOD BLONDIN Thomas	17.55	(97)	17.26	(183)	27.91	(438)	19.43	(142)	2.00	(6)
	193967	MUFFAT-JEANDET Victor	55.59	(351)	5.88	(24)	5.24	(17)	20.11	(143)	4.43	(15)
	194167	MUZATON Maxence	6.53	(35)	153.77	(3944)	217.97	(4719)	14.02	(82)	3.47	(9)
	192746	THEAUX Adrien	3.57	(7)	70.79	(1840)	210.87	(4681)	4.28	(13)	5.69	(26)
GER (2)	202535	DRESSEN Thomas	4.69	(17)	55.28	(1316)	40.13	(846)	5.63	(22)	5.99	(30)
	202059	FERSTL Josef	6.59	(36)	160.23	(4043)	86.31	(2503)	3.57	(9)	33.43	(131)
ITA (7)	6290985	BUZZI Emanuele	12.71	(69)	126.41	(3440)	14.03	(123)	12.01	(68)	29.27	(97)
	990081	CASSE Mattia	9.83	(55)	214.23	(4594)	28.74	(457)	6.00	(31)	29.79	(102)
	6290393	CAZZANIGA Davide	17.98	(100)	229.64	(4684)	149.84	(4033)	15.53	(99)	49.53	(259)

2nd MEN'S ALPINE COMBINED  
ALPHABETICAL LIST OF COMPETITORS

Number of Competitors: 67, Number of NSA: 20

NSA	FIS Code	Name	FIS Points (28th of December 2017 - List 8)									
			DH		SL		GS		SG		AC	
ITA (7)	292455	FILL Peter	1.13	(4)	318.45	(5081)	95.99	(2798)	3.40	(8)	41.58	(192)
	293006	INNERHOFER Christof	4.97	(21)	105.00	(2893)	28.70	(455)	4.56	(15)	19.70	(47)
	291459	PARIS Dominik	1.70	(5)	688.71	(5419)	25.18	(368)	3.03	(6)	4.60	(18)
	291318	TONETTI Riccardo	47.76	(302)	10.96	(83)	5.81	(26)	14.72	(90)	27.54	(88)
JPN (1)	303758	SUGAI Ryo	35.39	(204)	26.72	(377)	42.93	(945)	17.28	(113)	29.42	(99)
KOS (1)	942023	TAHIRI Albin	65.55	(447)	97.63	(2707)	78.24	(2283)	63.90	(742)	98.41	(608)
NOR (7)	422082	FOSS-SOLEV. Sebastian	42.77	(268)	5.18	(17)	67.75	(1885)	39.26	(350)	36.65	(155)
	421483	JANSRUD Kjetil	0.11	(2)	130.73	(3516)	27.37	(422)	0.00	(1)	5.90	(29)
	422139	KILDE Aleksander Aamodt	3.81	(10)	95.18	(2635)	14.00	(122)	1.78	(2)	0.78	(2)
	422073	NETELAND Bjoernar	29.30	(159)	13.64	(120)	9.47	(59)	8.20	(41)	15.59	(38)
	422120	SAUGESTAD Stian	10.93	(62)	41.69	(848)	17.66	(194)	9.89	(54)	23.48	(67)
	422310	SEJERSTED Adrian Smiseth	8.71	(43)	83.90	(2282)	32.64	(582)	5.99	(30)	42.58	(201)
	422278	WINDINGSTAD Rasmus	25.99	(143)	16.87	(176)	7.17	(40)	21.75	(158)	14.20	(35)
RUS (1)	481327	TRIKHICHEV Pavel	31.87	(177)	6.24	(34)	6.00	(31)	23.06	(167)	19.70	(47)
SLO (6)	561255	CATER Martin	6.33	(34)	43.11	(908)	24.70	(354)	5.90	(27)	4.17	(11)
	561214	DEBELAK Tilen	32.76	(182)	53.72	(1255)	23.37	(317)	13.98	(81)	26.62	(85)
	561310	HROBAT Miha	18.26	(102)	21.22	(250)	12.43	(104)	14.16	(84)	20.80	(54)
	561216	KLINE Bostjan	4.27	(14)	135.48	(3610)	31.55	(545)	5.16	(17)	35.10	(143)
	561217	KOSI Klemen	7.33	(39)	18.26	(202)	18.08	(203)	6.32	(34)	5.38	(24)
	561067	PERKO Rok	21.02	(116)	710.91	(5427)	48.54	(1157)	18.86	(133)	48.00	(244)
	SRB (1)	310426	VUKICEVIC Marko	7.66	(40)	26.13	(362)	39.66	(831)	15.47	(97)	20.77
SUI (9)	511983	AERNI Luca	31.06	(171)	4.74	(13)	20.53	(257)	30.34	(231)	1.04	(4)
	512031	BARANDUN Gian Luca	10.18	(56)	106.97	(2932)	32.69	(584)	9.30	(49)	28.96	(95)
	511513	CAVIEZEL Mauro	5.14	(24)	45.54	(980)	25.31	(376)	5.34	(19)	2.00	(6)
	511529	GISIN Marc	9.56	(49)	174.23	(4233)	113.59	(3306)	11.02	(61)	4.86	(20)
	511847	MANI Nils	6.00	(31)	232.25	(4713)	40.94	(876)	15.34	(96)	4.73	(19)
	511896	MURISIER Justin	23.50	(127)	10.56	(75)	4.44	(8)	17.44	(116)	1.48	(5)
	512038	ROGENTIN Stefan	10.90	(61)	63.00	(1568)	11.34	(87)	12.30	(70)	16.44	(40)
	512039	ROULIN Gilles	5.92	(27)	77.57	(2073)	9.89	(68)	6.00	(31)	17.60	(43)
	511981	WEBER Ralph	13.22	(77)	71.54	(1875)	130.59	(3695)	12.81	(73)	20.24	(50)
SVK (2)	700830	ZAMPA Adam	71.54	(503)	7.80	(44)	7.09	(39)	43.41	(403)	29.55	(100)
	700879	ZAMPA Andreas	65.55	(447)	18.41	(204)	8.09	(48)	41.17	(367)	43.94	(213)
SWE (1)	501987	MONSEN Felix	15.03	(90)	41.04	(816)	22.48	(295)	13.27	(78)	30.65	(108)
USA (7)	6530104	BENNETT Bryce	5.69	(26)	33.60	(571)	102.81	(3004)	21.01	(151)	4.56	(17)
	6530319	COCHRAN-SIEGLE Ryan	27.05	(148)	28.48	(430)	8.84	(53)	10.35	(59)	5.82	(28)
	6531127	DUFFY Drew	27.74	(153)	22.13	(277)	21.05	(269)	12.01	(68)	24.52	(73)

2nd MEN'S ALPINE COMBINED  
ALPHABETICAL LIST OF COMPETITORS

Number of Competitors: 67, Number of NSA: 20

NSA	FIS Code	Name	FIS Points (28th of December 2017 - List 8)									
			DH		SL		GS		SG		AC	
USA (7)	934643	GOLDBERG Jared	5.99	(29)	75.33	(2000)	30.41	(513)	9.00	(47)	15.21	(36)
	534562	LIGETY Ted	30.77	(168)	20.68	(236)	4.69	(11)	7.04	(37)	8.98	(33)
	930024	MAPLE Wiley	12.96	(72)	200.61	(4502)	62.56	(1681)	29.47	(226)	108.96	(709)
	6531217	WEISEL Kipling	18.74	(105)	20.17	(229)	13.15	(115)	10.15	(56)	23.35	(65)

LEGEND

DH Downhill      SL Slalom      GS Giant Slalom      SG Super-G      AC Alpine Combined

12-01-2018 / Wengen (SUI) / 0043

Page 3/3

Data Processing by LONGINES


www.fis-ski.com

LONGINES Timing

Generation Date: FRI 12 JAN 2018

Time: 12:46

Document: 32E 1.0



graphax

IT Services  
Document Solutions

Number of Competitors: 67, Number of NSA: 20 Ranked 120 in the FIS List: ROBERTS H. FIS Pts: 32.58

No.	FIS Code	Name	NSA	WCSL-AC	WCSL-O	FIS-AC
1	511513	CAVIEZEL Mauro	SUI	126 (2)	358 (23)	2.00 (5)
2	422139	KILDE Aleksander Aamodt	NOR	108 (3)	703 (7)	0.78 (1)
3	511896	MURISIER Justin	SUI	96 (5)	341 (25)	1.48 (3)
4	511983	AERNI Luca	SUI	91 (6)	371 (21)	1.04 (2)
5	292455	FILL Peter	ITA	89 (7)	697 (8)	> 41.58 (58)
6	561255	CATER Martin	SLO	79 (8)	145 (57)	4.17 (9)
7	192504	MERMILLOD BLONDIN Thomas	FRA	76 (9)	80 (80)	2.00 (4)
8	421483	JANSRUD Kjetil	NOR	76 (9)	1033 (3)	5.90 (21)
9	51215	BAUMANN Romed	AUT	69 (11)	246 (41)	4.17 (7)
10	202535	DRESSEN Thomas	GER	60 (13)	307 (29)	5.99 (22)
11	194167	MUZATON Maxence	FRA	59 (14)	101 (69)	3.47 (6)
12	53902	MAYER Matthias	AUT	51 (16)	572 (10)	21.36 (36)
13	6530104	BENNETT Bryce	USA	49 (17)	154 (53)	4.56 (12)
14	561217	KOSI Klemen	SLO	46 (18)	49 (99)	5.38 (17)
15	193967	MUFFAT-JEANDET Victor	FRA	44 (19)	293 (31)	4.43 (11)
16	+500 291459	PARIS Dominik	ITA	36 (25)	718 (6)	4.60 (13)
17	53980	KRIECHMAYR Vincent	AUT	43 (20)	491 (14)	4.17 (8)
18	511529	GISIN Marc	SUI	42 (21)	67 (89)	4.86 (15)
19	53968	BERTHOLD Frederic	AUT	40 (22)	47 (102)	4.34 (10)
20	511847	MANI Nils	SUI	37 (24)	59 (92)	4.73 (14)
21	6530319	COCHRAN-SIEGLE Ryan	USA	35 (26)	65 (90)	5.82 (20)
22	104096	THOMPSON Broderick	CAN	32 (27)	48 (100)	> 38.50 (56)
23	512031	BARANDUN Gian Luca	SUI	31 (29)	53 (94)	28.96 (45)
24	293006	INNERHOFER Christof	ITA	30 (30)	327 (27)	19.70 (29)
25	380292	ZRNCIC DIM Natko	CRO	24 (33)	24 (125)	5.38 (16)
26	291318	TONETTI Riccardo	ITA	20 (34)	119 (63)	27.54 (44)
27	192746	THEAUX Adrien	FRA	19 (35)	436 (18)	5.69 (18)
28	150644	KRYZL Krystof	CZE	19 (35)	45 (104)	5.73 (19)
29	934643	GOLDBERG Jared	USA	16 (37)	95 (70)	15.21 (25)
30	511981	WEBER Ralph	SUI	15 (38)	39 (108)	20.24 (32)
31	+500 50742	REICHELT Hannes	AUT	-	549 (12)	> 73.44 (64)
32	534562	LIGETY Ted	USA	-	199 (48)	8.98 (23)
33	422278	WINDINGSTAD Rasmus	NOR	-	11 (150)	14.20 (24)
34	422073	NETELAND Bjoernar	NOR	7 (49)	43 (106)	15.59 (26)
35	512038	ROGENTIN Stefan	SUI	7 (49)	7 (162)	16.44 (27)
36	512039	ROULIN Gilles	SUI	4 (57)	113 (66)	17.60 (28)
37	481327	TRIKHICHEV Pavel	RUS	-	29 (118)	19.70 (30)

Number of Competitors: 67, Number of NSA: 20 Ranked 120 in the FIS List: ROBERTS H. FIS Pts: 32.58

No.	FIS Code	Name	NSA	WCSL-AC	WCSL-O	FIS-AC
38	380361	RODES Istok	CRO	-	3 (181)	19.81 (31)
39	150743	BERNDT Ondrej	CZE	5 (55)	5 (174)	20.66 (33)
40	310426	VUKICEVIC Marko	SRB	-	-	20.77 (34)
41	561310	HROBAT Miha	SLO	-	11 (150)	20.80 (35)
42	180570	ROMAR Andreas	FIN	10 (45)	15 (140)	22.63 (37)
43	194298	GIEZENDANNER Blaise	FRA	13 (41)	90 (75)	22.76 (38)
44	6531217	WEISEL Kipling	USA	-	-	23.35 (39)
45	422120	SAUGESTAD Stian	NOR	-	26 (122)	23.48 (40)
46	54320	SCHWARZ Marco	AUT	-	181 (52)	24.17 (41)
47	6531127	DUFFY Drew	USA	-	-	24.52 (42)
48	561214	DEBELAK Tilen	SLO	3 (58)	3 (181)	26.62 (43)
49	6290985	BUZZI Emanuele	ITA	2 (59)	9 (157)	29.27 (46)
50	303758	SUGAI Ryo	JPN	-	-	29.42 (47)
51	700830	ZAMPA Adam	SVK	14 (39)	34 (110)	29.55 (48)
52	170131	FAARUP Christoffer	DEN	-	-	29.67 (49)
53	990081	CASSE Mattia	ITA	12 (43)	19 (131)	29.79 (50)
54	501987	MONSEN Felix	SWE	8 (46)	10 (155)	30.65 (51)
55	202059	FERSTL Josef	GER	-	269 (38)	> 33.43 (52)
56	561216	KLINE Bostjan	SLO	14 (39)	286 (32)	> 35.10 (53)
57	422082	FOSS-SOLEV. Sebastian	NOR	1 (60)	227 (46)	> 36.65 (54)
58	151215	FOREJTEK Filip	CZE	-	-	> 37.43 (55)
59	104468	READ Jeffrey	CAN	-	-	> 41.39 (57)
60	422310	SEJERSTED Adrian Smiseth	NOR	8 (46)	79 (82)	> 42.58 (59)
61	700879	ZAMPA Andreas	SVK	-	25 (123)	> 43.94 (60)
62	54005	STRIEDINGER Otmar	AUT	-	34 (110)	> 45.77 (61)
63	561067	PERKO Rok	SLO	-	-	> 48.00 (62)
64	6290393	CAZZANIGA Davide	ITA	-	-	> 49.53 (63)
65	660021	DANILOCHKIN Yuri	BLR	-	-	> 85.26 (65)
66	942023	TAHIRI Albin	KOS	-	-	> 98.41 (66)
67	930024	MAPLE Wiley	USA	-	7 (162)	> 108.96 (67)

#### LEGEND

**+500** More than 500 points on WCSL-O after 15th place or after 30th place  
**WCSL-AC** World Cup Start List points for Alpine Combined  
**\*** FIS points DH, SG or SL instead FIS SC

**FIS-AC** FIS points for Alpine Combined  
**WCSL-O** Overall WCSL points  
**No.** Control Number

12-01-2018 / Wengen (SUI) / 0043

Page 2/2

Data Processing by LONGINES


www.fis-ski.com

LONGINES Timing

Generation Date: FRI 12 JAN 2018

Time: 14:01

Document: 45A 1.0



Jury			Technical Data		Downhill	Slalom
TD FIS	Yves DIMIER	FRA	Course Name	Lauberhorn		Männlichen
Referee	Markus WALDNER	FIS	Start Altitude	2025 m		1475 m
Assistant Referee	Hannes TRINKL	FIS	Finish Altitude	1287 m		1287 m
Chief of Race	Bob LEHMANN	SUI	Vertical Drop	738 m		188 m
			Course Length	2910 m		
			Homologation Number	12057/09/16		9208/08/09
Race Information Downhill			Race Information Slalom			
Course Setter	Hannes TRINKL	FIS	Course Setter	J.-M. AGNELLET	FRA	
Number of Gates	32		Number of Gates	59		
Start Time	10:30		Turning Gates	57		
Forerunners	A - Fabian HUG	SUI	Start Time	14:00		
	B - Linus METTLER	SUI	Forerunners	A - Delio KUNZ	SUI	
	C - Julian HUG	SUI		B - Dario BUESCHLEN	SUI	
				C - Alessio MIGGIANO	SUI	

Number of Competitors: 67, Number of NSA: 20

Bib	FIS Code	Name	Year of Birth	NSA	Time	Ski
1	292455	FILL Peter	1982	ITA		Atomic
2	53968	BERTHOLD Frederic	1991	AUT		Head
3	511513	CAVIEZEL Mauro	1988	SUI		Atomic
4	511847	MANI Nils	1992	SUI		Stoeckli
5	511983	AERNI Luca	1993	SUI		Salomon
6	561217	KOSI Klemen	1991	SLO		Atomic
7	422139	KILDE Aleksander Aamodt	1992	NOR		Head
8	53902	MAYER Matthias	1990	AUT		Head
9	511896	MURISIER Justin	1992	SUI		Voelkl
10	194167	MUZATON Maxence	1990	FRA		Rossignol
11	561255	CATER Martin	1992	SLO		Stoeckli
12	291459	PARIS Dominik	1989	ITA		Nordica
13	192504	MERMILLOD BLONDIN Thomas	1984	FRA		Rossignol
14	511529	GISIN Marc	1988	SUI		Rossignol
15	421483	JANSRUD Kjetil	1985	NOR		Head
16	193967	MUFFAT-JEANDET Victor	1989	FRA		Salomon
17	51215	BAUMANN Romed	1986	AUT		Salomon
18	6530104	BENNETT Bryce	1992	USA		Fischer
19	202535	DRESSEN Thomas	1993	GER		Rossignol
20	53980	KRIECHMAYR Vincent	1991	AUT		Fischer
21	150644	KRYZL Krystof	1986	CZE		Fischer
22	104096	THOMPSON Broderick	1994	CAN		Head

Number of Competitors: 67, Number of NSA: 20

Bib	FIS Code	Name	Year of Birth	NSA	Time	Ski
23	512031	BARANDUN Gian Luca	1994	SUI		Salomon
24	6530319	COCHRAN-SIEGLE Ryan	1992	USA		Rossignol
25	934643	GOLDBERG Jared	1991	USA		Head
26	380292	ZRNCIC DIM Natko	1986	CRO		Atomic
27	511981	WEBER Ralph	1993	SUI		Head
28	293006	INNERHOFER Christof	1984	ITA		Rossignol
29	192746	THEAUX Adrien	1984	FRA		Head
30	291318	TONETTI Riccardo	1989	ITA		Voelkl
31	50742	REICHELT Hannes	1980	AUT		Salomon
32	534562	LIGETY Ted	1984	USA		Head
33	422278	WINDINGSTAD Rasmus	1993	NOR		Rossignol
34	422073	NETELAND Bjoernar	1991	NOR		Head
35	512038	ROGENTIN Stefan	1994	SUI		Stoeckli
36	512039	ROULIN Gilles	1994	SUI		Head
37	481327	TRIKHICHEV Pavel	1992	RUS		Rossignol
38	380361	RODES Istok	1996	CRO		Atomic
39	150743	BERNDT Ondrej	1988	CZE		Atomic
40	310426	VUKICEVIC Marko	1992	SRB		Fischer
41	561310	HROBAT Miha	1995	SLO		Atomic
42	180570	ROMAR Andreas	1989	FIN		Head
43	194298	GIEZENDANNER Blaise	1991	FRA		Head
44	6531217	WEISEL Kipling	1995	USA		Stoeckli
45	422120	SAUGESTAD Stian	1992	NOR		Head
46	54320	SCHWARZ Marco	1995	AUT		Atomic
47	6531127	DUFFY Drew	1995	USA		
48	561214	DEBELAK Tilen	1991	SLO		Stoeckli
49	6290985	BUZZI Emanuele	1994	ITA		Head
50	303758	SUGAI Ryo	1991	JPN		Atomic
51	700830	ZAMPA Adam	1990	SVK		Salomon
52	170131	FAARUP Christoffer	1992	DEN		Atomic
53	990081	CASSE Mattia	1990	ITA		Head
54	501987	MONSEN Felix	1994	SWE		Atomic
55	202059	FERSTL Josef	1988	GER		Head
56	561216	KLINE Bostjan	1991	SLO		Stoeckli
57	422082	FOSS-SOLEV. Sebastian	1991	NOR		Voelkl
58	151215	FOREJTEK Filip	1997	CZE		
59	104468	READ Jeffrey	1997	CAN		Atomic
60	422310	SEJERSTED Adrian Smiseth	1994	NOR		Atomic
61	700879	ZAMPA Andreas	1993	SVK		Salomon
62	54005	STRIEDINGER Otmar	1991	AUT		Salomon
63	561067	PERKO Rok	1985	SLO		Stoeckli
64	6290393	CAZZANIGA Davide	1992	ITA		Atomic
65	660021	DANILOCHKIN Yuri	1991	BLR		Atomic
66	942023	TAHIRI Albin	1989	KOS		
67	930024	MAPLE Wiley	1990	USA		Atomic


Audi  
FIS Ski World Cup

## AUDI FIS SKI WORLD CUP 2017/18

## Wengen (SUI)



## 2nd MEN'S ALPINE COMBINED - DOWNHILL

FRI 12 JAN 2018

Start Time: 10:30

## OFFICIAL RESULTS

Jury			Technical Data		Downhill	Slalom
TD FIS	Yves DIMIER	FRA	Course Name	Lauberhorn		Männlichen
Referee	Markus WALDNER	FIS	Start Altitude	2025 m		1475 m
Assistant Referee	Hannes TRINKL	FIS	Finish Altitude	1287 m		1287 m
Chief of Race	Bob LEHMANN	SUI	Vertical Drop	738 m		188 m
			Course Length	2910 m		
			Homologation Number	12057/09/16		9208/08/09
Race Information Downhill			Race Information Slalom			
Course Setter	Hannes TRINKL	FIS	Course Setter	J.-M. AGNELLET	FRA	
Number of Gates	32		Number of Gates	59		
Start Time	10:30		Turning Gates	57		
Forerunners	A - Fabian HUG	SUI	Start Time	14:00		
	B - Linus METTLER	SUI	Forerunners	A - Delio KUNZ	SUI	
	C - Julian HUG	SUI		B - Dario BUESCHLEN	SUI	
				C - Alessio MIGGIANO	SUI	

Number of Competitors: 67, Number of NSA: 20

Rank	Bib	FIS Code	Name	Year of Birth	NSA	Time	Diff.	Dist. (m)	Ski
1	20	53980	KRIECHMAYR Vincent	1991	AUT	1:43.66			Fischer
2	31	50742	REICHELT Hannes	1980	AUT	1:44.25	0.59	16.47	Salomon
3	12	291459	PARIS Dominik	1989	ITA	1:44.40	0.74	20.63	Nordica
4	1	292455	FILL Peter	1982	ITA	1:44.42	0.76	21.18	Atomic
5	28	293006	INNERHOFER Christof	1984	ITA	1:44.50	0.84	23.39	Rossignol
6	7	422139	KILDE Aleksander Aamodt	1992	NOR	1:44.66	1.00	27.80	Head
7	15	421483	JANSRUD Kjetil	1985	NOR	1:44.73	1.07	29.73	Head
8	8	53902	MAYER Matthias	1990	AUT	1:44.78	1.12	31.11	Head
9	14	511529	GISIN Marc	1988	SUI	1:44.80	1.14	31.65	Rossignol
10	24	6530319	COCHRAN-SIEGLE Ryan	1992	USA	1:45.04	1.38	38.23	Rossignol
11	18	6530104	BENNETT Bryce	1992	USA	1:45.09	1.43	39.60	Fischer
12	25	934643	GOLDBERG Jared	1991	USA	1:45.16	1.50	41.51	Head
13	11	561255	CATER Martin	1992	SLO	1:45.18	1.52	42.05	Stoeckli
14	17	51215	BAUMANN Romed	1986	AUT	1:45.22	1.56	43.14	Salomon
14	3	511513	CAVIEZEL Mauro	1988	SUI	1:45.22	1.56	43.14	Atomic
16	23	512031	BARANDUN Gian Luca	1994	SUI	1:45.47	1.81	49.94	Salomon
17	4	511847	MANI Nils	1992	SUI	1:45.48	1.82	50.21	Stoeckli
18	42	180570	ROMAR Andreas	1989	FIN	1:45.54	1.88	51.84	Head
19	10	194167	MUZATON Maxence	1990	FRA	1:45.59	1.93	53.19	Rossignol
20	5	511983	AERNI Luca	1993	SUI	1:45.81	2.15	59.13	Salomon
21	36	512039	ROULIN Gilles	1994	SUI	1:45.82	2.16	59.40	Head
22	49	6290985	BUZZI Emanuele	1994	ITA	1:45.84	2.18	59.94	Head

12-01-2018 / Wengen (SUI) / 0043

Page 1/2

Data Processing by LONGINES

www.fis-ski.com

LONGINES Timing

Generation Date: FRI 12 JAN 2018

Time: 12:33

Document: 73B 1.0

Number of Competitors: 67, Number of NSA: 20

Rank	Bib	FIS Code	Name	Year of Birth	NSA	Time	Diff.	Dist. (m)	Ski
23	19	202535	DRESSEN Thomas	1993	GER	1:45.91	2.25	61.82	Rossignol
24	9	511896	MURISIER Justin	1992	SUI	1:46.03	2.37	65.04	Voelkl
25	22	104096	THOMPSON Broderick	1994	CAN	1:46.19	2.53	69.33	Head
26	13	192504	MERMILLOD BLONDIN T.	1984	FRA	1:46.20	2.54	69.60	Rossignol
27	16	193967	MUFFAT-JEANDET Victor	1989	FRA	1:46.21	2.55	69.87	Salomon
28	35	512038	ROGENTIN Stefan	1994	SUI	1:46.24	2.58	70.67	Stoeckli
29	37	481327	TRIKHICHEV Pavel	1992	RUS	1:46.25	2.59	70.94	Rossignol
30	2	53968	BERTHOLD Frederic	1991	AUT	1:46.28	2.62	71.74	Head
31	32	534562	LIGETY Ted	1984	USA	1:46.34	2.68	73.34	Head
32	54	501987	MONSEN Felix	1994	SWE	1:46.36	2.70	73.87	Atomic
33	55	202059	FERSTL Josef	1988	GER	1:46.48	2.82	77.07	Head
34	41	561310	HROBAT Miha	1995	SLO	1:46.51	2.85	77.87	Atomic
34	6	561217	KOSI Klemen	1991	SLO	1:46.51	2.85	77.87	Atomic
36	56	561216	KLINE Bostjan	1991	SLO	1:46.54	2.88	78.66	Stoeckli
37	43	194298	GIEZENDANNER Blaise	1991	FRA	1:46.55	2.89	78.93	Head
38	53	990081	CASSE Mattia	1990	ITA	1:46.58	2.92	79.73	Head
39	60	422310	SEJERSTED Adrian Smiseth	1994	NOR	1:46.60	2.94	80.26	Atomic
40	46	54320	SCHWARZ Marco	1995	AUT	1:46.63	2.97	81.05	Atomic
41	27	511981	WEBER Ralph	1993	SUI	1:46.67	3.01	82.11	Head
42	67	930024	MAPLE Wiley	1990	USA	1:46.75	3.09	84.23	Atomic
43	64	6290393	CAZZANIGA Davide	1992	ITA	1:46.89	3.23	87.93	Atomic
44	33	422278	WINDINGSTAD Rasmus	1993	NOR	1:47.08	3.42	92.94	Rossignol
45	30	291318	TONETTI Riccardo	1989	ITA	1:47.15	3.49	94.78	Voelkl
46	40	310426	VUKICEVIC Marko	1992	SRB	1:47.18	3.52	95.57	Fischer
47	34	422073	NETELAND Bjoernar	1991	NOR	1:47.20	3.54	96.10	Head
48	48	561214	DEBELAK Tilen	1991	SLO	1:47.66	4.00	108.12	Stoeckli
49	62	54005	STRIEDINGER Otmar	1991	AUT	1:47.72	4.06	109.68	Salomon
50	58	151215	FOREJTEK Filip	1997	CZE	1:47.76	4.10	110.72	
51	52	170131	FAARUP Christoffer	1992	DEN	1:47.81	4.15	112.02	Atomic
52	21	150644	KRYZL Krystof	1986	CZE	1:47.92	4.26	114.87	Fischer
53	39	150743	BERNDT Ondrej	1988	CZE	1:47.94	4.28	115.39	Atomic
54	50	303758	SUGAI Ryo	1991	JPN	1:48.10	4.44	119.52	Atomic
55	26	380292	ZRNCIC DIM Natko	1986	CRO	1:48.15	4.49	120.81	Atomic
56	47	6531127	DUFFY Drew	1995	USA	1:48.23	4.57	122.87	
57	51	700830	ZAMPA Adam	1990	SVK	1:48.37	4.71	126.48	Salomon
58	57	422082	FOSS-SOLEV. Sebastian	1991	NOR	1:48.46	4.80	128.78	Voelkl
59	38	380361	RODES Istok	1996	CRO	1:48.95	5.29	141.29	Atomic
60	61	700879	ZAMPA Andreas	1993	SVK	1:49.20	5.54	147.63	Salomon
61	44	6531217	WEISEL Kipling	1995	USA	1:49.36	5.70	151.67	Stoeckli
62	63	561067	PERKO Rok	1985	SLO	1:49.67	6.01	159.47	Stoeckli
63	65	660021	DANILOCHKIN Yuri	1991	BLR	1:50.16	6.50	171.70	Atomic
64	66	942023	TAHIRI Albin	1989	KOS	1:52.74	9.08	234.37	

**DID NOT START DOWNHILL: 1 competitor**

29	192746	THEAUX Adrien	1984	FRA	Head
----	--------	---------------	------	-----	------

**DID NOT FINISH DOWNHILL: 2 competitors**

45	422120	SAUGESTAD Stian	1992	NOR	Head
59	104468	READ Jeffrey	1997	CAN	Atomic

12-01-2018 / Wengen (SUI) / 0043

Page 2/2

Data Processing by LONGINES

www.fis-ski.com

LONGINES Timing

Generation Date: FRI 12 JAN 2018

Time: 12:33

Document: 73B 1.0

Jury			Technical Data		Downhill	Slalom
TD FIS	Yves DIMIER	FRA	Course Name	Lauberhorn		Männlichen
Referee	Markus WALDNER	FIS	Start Altitude	2025 m		1475 m
Assistant Referee	Hannes TRINKL	FIS	Finish Altitude	1287 m		1287 m
Chief of Race	Bob LEHMANN	SUI	Vertical Drop	738 m		188 m
			Course Length	2910 m		
			Homologation Number	12057/09/16		9208/08/09
Race Information Downhill			Race Information Slalom			
Course Setter	Hannes TRINKL	FIS	Course Setter	J.-M. AGNELLET	FRA	
Number of Gates	32		Number of Gates	59		
Start Time	10:30		Turning Gates	57		
Forerunners	A - Fabian HUG	SUI	Start Time	14:00		
	B - Linus METTLER	SUI	Forerunners	A - Delio KUNZ	SUI	
	C - Julian HUG	SUI		B - Dario BUESCHLEN	SUI	
				C - Alessio MIGGIANO	SUI	

Number of Competitors: 64, Number of NSA: 20

Start Order	Bib	FIS Code	Name	Year of Birth	NSA	Downhill Diff.	Rank	Slalom	Total	Ski
1	2	53968	BERTHOLD Frederic	1991	AUT	1:46.28	2.62	30		Head
2	37	481327	TRIKHICHEV Pavel	1992	RUS	1:46.25	2.59	29		Rossignol
3	35	512038	ROGENTIN Stefan	1994	SUI	1:46.24	2.58	28		Stoekli
4	16	193967	MUFFAT-JEANDET Victor	1989	FRA	1:46.21	2.55	27		Salomon
5	13	192504	MERMILLOD BLONDIN T.	1984	FRA	1:46.20	2.54	26		Rossignol
6	22	104096	THOMPSON Broderick	1994	CAN	1:46.19	2.53	25		Head
7	9	511896	MURISIER Justin	1992	SUI	1:46.03	2.37	24		Voelkl
8	19	202535	DRESSEN Thomas	1993	GER	1:45.91	2.25	23		Rossignol
9	49	6290985	BUZZI Emanuele	1994	ITA	1:45.84	2.18	22		Head
10	36	512039	ROULIN Gilles	1994	SUI	1:45.82	2.16	21		Head
11	5	511983	AERNI Luca	1993	SUI	1:45.81	2.15	20		Salomon
12	10	194167	MUZATON Maxence	1990	FRA	1:45.59	1.93	19		Rossignol
13	42	180570	ROMAR Andreas	1989	FIN	1:45.54	1.88	18		Head
14	4	511847	MANI Nils	1992	SUI	1:45.48	1.82	17		Stoekli
15	23	512031	BARANDUN Gian Luca	1994	SUI	1:45.47	1.81	16		Salomon
16	3	511513	CAVIEZEL Mauro	1988	SUI	1:45.22	1.56	14		Atomic
17	17	51215	BAUMANN Romed	1986	AUT	1:45.22	1.56	14		Salomon
18	11	561255	CATER Martin	1992	SLO	1:45.18	1.52	13		Stoekli
19	25	934643	GOLDBERG Jared	1991	USA	1:45.16	1.50	12		Head
20	18	6530104	BENNETT Bryce	1992	USA	1:45.09	1.43	11		Fischer
21	24	6530319	COCHRAN-SIEGLE Ryan	1992	USA	1:45.04	1.38	10		Rossignol

12-01-2018 / Wengen (SUI) / 0043

Page 1/2

Data Processing by LONGINES

www.fis-ski.com

LONGINES Timing

Generation Date: FRI 12 JAN 2018

Time: 13:33

Document: 51B 1.0

Number of Competitors: 64, Number of NSA: 20

Start Order	Bib	FIS Code	Name	Year of Birth	NSA	Downhill	Diff.	Rank	Slalom	Total	Ski
22	14	511529	GISIN Marc	1988	SUI	1:44.80	1.14	9			Rossignol
23	8	53902	MAYER Matthias	1990	AUT	1:44.78	1.12	8			Head
24	15	421483	JANSRUD Kjetil	1985	NOR	1:44.73	1.07	7			Head
25	7	422139	KILDE A.	1992	NOR	1:44.66	1.00	6			Head
26	28	293006	INNERHOFER Christof	1984	ITA	1:44.50	0.84	5			Rossignol
27	1	292455	FILL Peter	1982	ITA	1:44.42	0.76	4			Atomic
28	12	291459	PARIS Dominik	1989	ITA	1:44.40	0.74	3			Nordica
-	31	50742	REICHELT Hannes	1980	AUT	1:44.25	0.59	2	DNS		Salomon
29	20	53980	KRIECHMAYR Vincent	1991	AUT	1:43.66	0.00	1			Fischer
30	32	534562	LIGETY Ted	1984	USA	1:46.34	2.68	31			Head
31	54	501987	MONSEN Felix	1994	SWE	1:46.36	2.70	32			Atomic
32	55	202059	FERSTL Josef	1988	GER	1:46.48	2.82	33			Head
33	41	561310	HROBAT Miha	1995	SLO	1:46.51	2.85	34			Atomic
34	6	561217	KOSI Klemen	1991	SLO	1:46.51	2.85	34			Atomic
-	56	561216	KLINKE Bostjan	1991	SLO	1:46.54	2.88	36	DNS		Stoekli
35	43	194298	GIEZENDANNER Blaise	1991	FRA	1:46.55	2.89	37			Head
-	53	990081	CASSE Mattia	1990	ITA	1:46.58	2.92	38	DNS		Head
36	60	422310	SEJERSTED A.	1994	NOR	1:46.60	2.94	39			Atomic
37	46	54320	SCHWARZ Marco	1995	AUT	1:46.63	2.97	40			Atomic
38	27	511981	WEBER Ralph	1993	SUI	1:46.67	3.01	41			Head
-	67	930024	MAPLE Wiley	1990	USA	1:46.75	3.09	42	DNS		Atomic
-	64	6290393	CAZZANIGA Davide	1992	ITA	1:46.89	3.23	43	DNS		Atomic
39	33	422278	WINDINGSTAD Rasmus	1993	NOR	1:47.08	3.42	44			Rossignol
40	30	291318	TONETTI Riccardo	1989	ITA	1:47.15	3.49	45			Voelkl
41	40	310426	VUKICEVIC Marko	1992	SRB	1:47.18	3.52	46			Fischer
42	34	422073	NETELAND Bjoernar	1991	NOR	1:47.20	3.54	47			Head
43	48	561214	DEBELAK Tilen	1991	SLO	1:47.66	4.00	48			Stoekli
-	62	54005	STRIEDINGER Otmar	1991	AUT	1:47.72	4.06	49	DNS		Salomon
44	58	151215	FOREJTEK Filip	1997	CZE	1:47.76	4.10	50			
45	52	170131	FAARUP Christoffer	1992	DEN	1:47.81	4.15	51			Atomic
46	21	150644	KRYZL Krystof	1986	CZE	1:47.92	4.26	52			Fischer
47	39	150743	BERNDT Ondrej	1988	CZE	1:47.94	4.28	53			Atomic
48	50	303758	SUGAI Ryo	1991	JPN	1:48.10	4.44	54			Atomic
49	26	380292	ZRNCIC DIM Natko	1986	CRO	1:48.15	4.49	55			Atomic
50	47	6531127	DUFFY Drew	1995	USA	1:48.23	4.57	56			
51	51	700830	ZAMPA Adam	1990	SVK	1:48.37	4.71	57			Salomon
52	57	422082	FOSS-SOLEV. Sebastian	1991	NOR	1:48.46	4.80	58			Voelkl
53	38	380361	RODES Istok	1996	CRO	1:48.95	5.29	59			Atomic
54	61	700879	ZAMPA Andreas	1993	SVK	1:49.20	5.54	60			Salomon
55	44	6531217	WEISEL Kipling	1995	USA	1:49.36	5.70	61			Stoekli
-	63	561067	PERKO Rok	1985	SLO	1:49.67	6.01	62	DNS		Stoekli
56	65	660021	DANILOCHKIN Yuri	1991	BLR	1:50.16	6.50	63			Atomic
57	66	942023	TAHIRI Albin	1989	KOS	1:52.74	9.08	64			



## AUDI FIS SKI WORLD CUP 2017/18

## Wengen (SUI)


2nd MEN'S ALPINE COMBINED  
OFFICIAL RESULTS

FRI 12 JAN 2018  
Start Time: 14:00

Jury			Technical Data		Downhill	Slalom
TD FIS	Yves DIMIER	FRA	Course Name	Lauberhorn		Männlichen
Referee	Markus WALDNER	FIS	Start Altitude	2025 m		1475 m
Assistant Referee	Hannes TRINKL	FIS	Finish Altitude	1287 m		1287 m
Chief of Race	Bob LEHMANN	SUI	Vertical Drop	738 m		188 m
			Course Length	2910 m		
			Homologation Number	12057/09/16		9208/08/09

## Race Information Downhill

Course Setter	Hannes TRINKL	FIS
Number of Gates	32	
Start Time	10:30	
Forerunners	A - Fabian HUG	SUI
	B - Linus METTLER	SUI
	C - Julian HUG	SUI

## Race Information Slalom

Course Setter	J.-M. AGNELLET	FRA
Number of Gates	59	
Turning Gates	57	
Start Time	14:00	
Forerunners	A - Delio KUNZ	SUI
	B - Dario BUESCHLEN	SUI
	C - Alessio MIGGIANO	SUI

Number of Competitors: 67, Number of NSA: 20

F-factor: 1150

Rank	Bib	FIS Code	Name	Year of Birth	NSA	Downhill	Slalom	Total	Diff.	Race Points	Ski
1	16	193967	MUFFAT-JEANDET Victor	1989	FRA	1:46.21	49.08	2:35.29		0.00	Salomon
2	37	481327	TRIKHICHEV Pavel	1992	RUS	1:46.25	50.00	2:36.25	0.96	7.11	Rossignol
3	1	292455	FILL Peter	1982	ITA	1:44.42	52.02	2:36.44	1.15	8.52	Atomic
4	15	421483	JANSRUD Kjetil	1985	NOR	1:44.73	51.72	2:36.45	1.16	8.59	Head
5	12	291459	PARIS Dominik	1989	ITA	1:44.40	52.07	2:36.47	1.18	8.74	Nordica
6	3	511513	CAVIEZEL Mauro	1988	SUI	1:45.22	51.30	2:36.52	1.23	9.11	Atomic
7	9	511896	MURISIER Justin	1992	SUI	1:46.03	50.56	2:36.59	1.30	9.63	Voelkl
8	8	53902	MAYER Matthias	1990	AUT	1:44.78	51.88	2:36.66	1.37	10.15	Head
9	18	6530104	BENNETT Bryce	1992	USA	1:45.09	51.65	2:36.74	1.45	10.74	Fischer
10	7	422139	KILDE Aleksander Aamodt	1992	NOR	1:44.66	52.13	2:36.79	1.50	11.11	Head
11	32	534562	LIGETY Ted	1984	USA	1:46.34	51.12	2:37.46	2.17	16.07	Head
12	46	54320	SCHWARZ Marco	1995	AUT	1:46.63	50.87	2:37.50	2.21	16.37	Atomic
13	13	192504	MERMILLOD BLONDIN T.	1984	FRA	1:46.20	51.39	2:37.59	2.30	17.03	Rossignol
14	19	202535	DRESSEN Thomas	1993	GER	1:45.91	51.73	2:37.64	2.35	17.40	Rossignol
15	17	51215	BAUMANN Romed	1986	AUT	1:45.22	52.45	2:37.67	2.38	17.63	Salomon
16	2	53968	BERTHOLD Frederic	1991	AUT	1:46.28	51.52	2:37.80	2.51	18.59	Head
17	22	104096	THOMPSON Broderick	1994	CAN	1:46.19	51.67	2:37.86	2.57	19.03	Head
18	24	6530319	COCHRAN-SIEGLE Ryan	1992	USA	1:45.04	52.84	2:37.88	2.59	19.18	Rossignol
19	25	934643	GOLDBERG Jared	1991	USA	1:45.16	52.77	2:37.93	2.64	19.55	Head
20	49	6290985	BUZZI Emanuele	1994	ITA	1:45.84	52.43	2:38.27	2.98	22.07	Head

#962

12-01-2018 / Wengen (SUI) / 0043

Page 1/3

Data Processing by LONGINES

www.fis-ski.com

LONGINES Timing

Generation Date: FRI 12 JAN 2018

Time: 15:21

Document: 73E 1.0

Number of Competitors: 67, Number of NSA: 20

F-factor: 1150

Rank	Bib	FIS Code	Name	Year of Birth	NSA	Downhill	Slalom	Total	Diff.	Race Points	Ski
21	4	511847	MANI Nils	1992	SUI	1:45.48	52.94	2:38.42	3.13	23.18	Stoeckli
22	30	291318	TONETTI Riccardo	1989	ITA	1:47.15	51.81	2:38.96	3.67	27.18	Voelkl
23	34	422073	NETELAND Bjoernar	1991	NOR	1:47.20	52.28	2:39.48	4.19	31.03	Head
24	54	501987	MONSEN Felix	1994	SWE	1:46.36	53.20	2:39.56	4.27	31.62	Atomic
25	42	180570	ROMAR Andreas	1989	FIN	1:45.54	54.04	2:39.58	4.29	31.77	Head
26	11	561255	CATER Martin	1992	SLO	1:45.18	54.47	2:39.65	4.36	32.29	Stoeckli
27	6	561217	KOSI Klemen	1991	SLO	1:46.51	53.59	2:40.10	4.81	35.62	Atomic
28	41	561310	HROBAT Miha	1995	SLO	1:46.51	53.99	2:40.50	5.21	38.58	Atomic
29	50	303758	SUGAI Ryo	1991	JPN	1:48.10	52.57	2:40.67	5.38	39.84	Atomic
30	39	150743	BERNDT Ondrej	1988	CZE	1:47.94	52.77	2:40.71	5.42	40.14	Atomic
31	58	151215	FOREJTEK Filip	1997	CZE	1:47.76	53.01	2:40.77	5.48	40.58	
32	60	422310	SEJERSTED Adrian Smiseth	1994	NOR	1:46.60	54.28	2:40.88	5.59	41.40	Atomic
33	26	380292	ZRNCIC DIM Natko	1986	CRO	1:48.15	52.78	2:40.93	5.64	41.77	Atomic
34	21	150644	KRYZL Krystof	1986	CZE	1:47.92	53.22	2:41.14	5.85	43.32	Fischer
35	51	700830	ZAMPA Adam	1990	SVK	1:48.37	52.91	2:41.28	5.99	44.36	Salomon
36	57	422082	FOSS-SOLEV. Sebastian	1991	NOR	1:48.46	52.83	2:41.29	6.00	44.43	Voelkl
37	27	511981	WEBER Ralph	1993	SUI	1:46.67	54.64	2:41.31	6.02	44.58	Head
38	38	380361	RODES Istok	1996	CRO	1:48.95	52.53	2:41.48	6.19	45.84	Atomic
39	33	422278	WINDINGSTAD Rasmus	1993	NOR	1:47.08	54.45	2:41.53	6.24	46.21	Rossignol
40	47	6531127	DUFFY Drew	1995	USA	1:48.23	53.31	2:41.54	6.25	46.28	
41	48	561214	DEBELAK Tilen	1991	SLO	1:47.66	55.03	2:42.69	7.40	54.80	Stoeckli
42	65	660021	DANILOCHKIN Yuri	1991	BLR	1:50.16	56.70	2:46.86	11.57	85.68	Atomic
43	> 66	942023	TAHIRI Albin	1989	KOS	1:52.74	59.73	2:52.47	17.18	127.23	

#### DID NOT START DOWNHILL: 1 competitor

29	192746	THEAUX Adrien	1984	FRA		Head
----	--------	---------------	------	-----	--	------

#### DID NOT FINISH DOWNHILL: 2 competitors

45	422120	SAUGESTAD Stian	1992	NOR		Head
59	104468	READ Jeffrey	1997	CAN		Atomic

#### DID NOT START SLALOM: 8 competitors

31	50742	REICHELT Hannes	1980	AUT		Salomon
53	990081	CASSE Mattia	1990	ITA		Head
55	202059	FERSTL Josef	1988	GER		Head
56	561216	KLINE Bostjan	1991	SLO		Stoeckli
62	54005	STRIEDINGER Otmar	1991	AUT		Salomon
63	561067	PERKO Rok	1985	SLO		Stoeckli
64	6290393	CAZZANIGA Davide	1992	ITA		Atomic
67	930024	MAPLE Wiley	1990	USA		Atomic

#### DID NOT FINISH SLALOM: 13 competitors

5	511983	AERNI Luca	1993	SUI		Salomon
10	194167	MUZATON Maxence	1990	FRA		Rossignol
14	511529	GISIN Marc	1988	SUI		Rossignol
20	53980	KRIECHMAYR Vincent	1991	AUT		Fischer
23	512031	BARANDUN Gian Luca	1994	SUI		Salomon
28	293006	INNERHOFER Christof	1984	ITA		Rossignol

#962

Number of Competitors: 67, Number of NSA: 20

F-factor: 1150

Rank	Bib	FIS Code	Name	Year of Birth	NSA	Downhill	Slalom	Total	Diff.	Race Points	Ski
	35	512038	ROGENTIN Stefan	1994	SUI						Stoeckli
	36	512039	ROULIN Gilles	1994	SUI						Head
	40	310426	VUKICEVIC Marko	1992	SRB						Fischer
	43	194298	GIEZENDANNER Blaise	1991	FRA						Head
	44	6531217	WEISEL Kipling	1995	USA						Stoeckli
	52	170131	FAARUP Christoffer	1992	DEN						Atomic
	61	700879	ZAMPA Andreas	1993	SVK						Salomon

Technical Delegate:

Yves DIMIER (FRA) #962

**LEGEND**

> Competitor's overall time is more than 8% greater than winning time (see FIS rule §10.2)

12-01-2018 / Wengen (SUI) / 0043

Page 3/3

Data Processing by LONGINES


www.fis-ski.com

LONGINES Timing

Generation Date: FRI 12 JAN 2018

Time: 15:21

Document: 73E 1.0



graphax

IT Services  
Document Solutions

## Best 10 at Finish

Rank	Bib	FIS Code	Name	NSA	FIS Points	Best 5	Race Points
1	16	193967	MUFFAT-JEANDET Victor	FRA	4.43	4.43	0.00
2	37	481327	TRIKHICHEV Pavel	RUS	19.70		
3	1	292455	FILL Peter	ITA	41.58		
4	15	421483	JANSRUD Kjetil	NOR	5.90		
5	12	291459	PARIS Dominik	ITA	4.60		
6	3	511513	CAVIEZEL Mauro	SUI	2.00	2.00	9.11
7	9	511896	MURISIER Justin	SUI	1.48	1.48	9.63
8	8	53902	MAYER Matthias	AUT	21.36		
9	18	6530104	BENNETT Bryce	USA	4.56	4.56	10.74
10	7	422139	KILDE Aleksander Aamodt	NOR	0.78	0.78	11.11

## Best 5 FIS Points at Start

Rank	Bib	FIS Code	Name	NSA	FIS Points
10	7	422139	KILDE Aleksander Aamodt	NOR	0.78
DNF	5	511983	AERNI Luca	SUI	1.04
7	9	511896	MURISIER Justin	SUI	1.48
6	3	511513	CAVIEZEL Mauro	SUI	2.00
13	13	192504	MERMILLOD BLONDIN Thomas	FRA	2.00

## TOTALS:

FIS Points of Best 5 at Start (B)	7.30		
FIS Points of Best at Finish in Top 10 (A)		13.25	
Race Points of Corresponding Competitors (C)			40.59
Calculated Penalty (A+B-C) : 10 =>	-2.004		
Rounded	-2.00		
Category Adder	0.00		
Correction Value (Z)	0.00		
Calculated Penalty	-2.00		
Penalty Applied	0.00		

Technical Delegate:  
Yves DIMIER (FRA) #962



## AUDI FIS SKI WORLD CUP 2017/18



## Wengen (SUI)


2nd MEN'S ALPINE COMBINED - SLALOM  
PERFORMANCE ANALYSIS 1

FRI 12 JAN 2018

Number of Competitors: 43

Rank	Bib	Name Ski	NSA	Positions			Partials			Difference		Speed		
				Pos.	Time	Rank	Pos.	Time	Rank	Time	Dist(m)	Pos.	km/h	Rank
1	16	MUFFAT-JEANDET Victor Salomon	FRA	Run1:	Int1:	17.41 (23)	11-12:	28.85 (21)		0.35	69.87	Sp1:	103.20 (49)	
					Int2:	46.26 (20)		12-13:		1.19		Sp2:	72.80 (13)	
					Int3:	1:16.29 (12)		13-14:		1.55		Sp3:	110.28 (18)	
					Int4:	1:28.50 (16)		14-Fin:		2.18		Sp4:	143.29 (28)	
					Fin:	1:46.21 (19)				2.55		Avg.:	98.63	
				Run2:	Int1:	9.26 (1)	11-12:	10.70 (1)		0.00				
					Int2:	19.96 (1)		12-13:		0.00				
					Int3:	35.32 (1)		13-Fin:		0.00				
					Fin:	49.08 (1)				0.00				
				Total:	Int1:	1:55.47 (15)				1.50				
					Int2:	2:06.17 (8)				0.70				
					Int3:	2:21.53 (1)				0.00				
					Fin:	2:35.29 (1)				0.00				
2	37	TRIKHICHEV Pavel Rossignol	RUS	Run1:	Int1:	17.54 (31)	11-12:	28.65 (6)		0.48	70.94	Sp1:	106.00 (15)	
					Int2:	46.19 (18)		12-13:		1.12		Sp2:	72.00 (18)	
					Int3:	1:16.70 (21)		13-14:		1.96		Sp3:	109.72 (29)	
					Int4:	1:28.55 (18)		14-Fin:		2.23		Sp4:	141.65 (47)	
					Fin:	1:46.25 (20)				2.59		Avg.:	98.60	
				Run2:	Int1:	9.34 (3)	11-12:	10.88 (2)		0.08				
					Int2:	20.22 (2)		12-13:		0.26				
					Int3:	36.13 (2)		13-Fin:		0.81				
					Fin:	50.00 (2)				0.92				
				Total:	Int1:	1:55.59 (17)				1.62				
					Int2:	2:06.47 (12)				1.00				
					Int3:	2:22.38 (7)				0.85				
					Fin:	2:36.25 (2)				0.96				
3	1	FILL Peter Atomic	ITA	Run1:	Int1:	17.29 (8)	11-12:	28.25 (1)		0.23	21.18	Sp1:	107.00 (7)	
					Int2:	45.54 (1)		12-13:		0.47		Sp2:	73.80 (8)	
					Int3:	1:15.40 (1)		13-14:		0.66		Sp3:	110.35 (16)	
					Int4:	1:27.14 (2)		14-Fin:		0.82		Sp4:	143.76 (19)	
					Fin:	1:44.42 (2)				0.76		Avg.:	100.33	
				Run2:	Int1:	9.55 (8)	11-12:	11.76 (38)		0.29				
					Int2:	21.31 (26)		12-13:		1.35				
					Int3:	37.64 (17)		13-Fin:		2.32				
					Fin:	52.02 (15)				2.94				
				Total:	Int1:	1:53.97 (1)				0.00				
					Int2:	2:05.73 (3)				0.26				
					Int3:	2:22.06 (4)				0.53				
					Fin:	2:36.44 (3)				1.15				

Number of Competitors: 43

Rank	Bib	Name Ski	NSA	Positions			Partials			Difference		Speed		
				Pos.	Time	Rank	Pos.	Time	Rank	Time	Dist(m)	Pos.	km/h	Rank
4	15	JANSRUD Kjetil Head	NOR	Run1:	Int1:	17.14	(3)	I1-I2:	28.46	(2)	0.08	Sp1:	107.00	(7)
					Int2:	45.60	(2)	I2-I3:	29.91	(7)	0.53	Sp2:	72.40	(15)
					Int3:	1:15.51	(3)	I3-I4:	11.82	(17)	0.77	Sp3:	111.55	(7)
					Int4:	1:27.33	(3)	I4-Fin:	17.40	(10)	1.01	Sp4:	143.97	(18)
					Fin:	1:44.73	(4)				1.07	Avg.:	100.03	
				Run2:	Int1:	9.48	(5)	I1-I2:	11.26	(9)	0.22			
					Int2:	20.74	(5)	I2-I3:	16.34	(12)	0.78			
					Int3:	37.08	(8)	I3-Fin:	14.64	(22)	1.76			
					Fin:	51.72	(11)				2.64			
					Total:	Int1:	1:54.21	(3)			0.24			
						Int2:	2:05.47	(1)			0.00			
						Int3:	2:21.81	(2)			0.28			
						Fin:	2:36.45	(4)			1.16			
											29.73			
5	12	PARIS Dominik Nordica	ITA	Run1:	Int1:	17.24	(5)	I1-I2:	28.49	(3)	0.18	Sp1:	106.20	(13)
					Int2:	45.73	(4)	I2-I3:	29.71	(1)	0.66	Sp2:	72.40	(15)
					Int3:	1:15.44	(2)	I3-I4:	11.53	(1)	0.70	Sp3:	110.17	(21)
					Int4:	1:26.97	(1)	I4-Fin:	17.43	(13)	0.65	Sp4:	146.97	(1)
					Fin:	1:44.40	(1)				0.74	Avg.:	100.34	
				Run2:	Int1:	9.58	(9)	I1-I2:	11.56	(27)	0.32			
					Int2:	21.14	(17)	I2-I3:	16.46	(17)	1.18			
					Int3:	37.60	(15)	I3-Fin:	14.47	(13)	2.28			
					Fin:	52.07	(16)				2.99			
					Total:	Int1:	1:53.98	(2)			0.01			
						Int2:	2:05.54	(2)			0.07			
						Int3:	2:22.00	(3)			0.47			
						Fin:	2:36.47	(5)			1.18			
											20.63			
6	3	CAVIEZEL Mauro Atomic	SUI	Run1:	Int1:	17.35	(17)	I1-I2:	28.52	(4)	0.29	Sp1:	104.80	(33)
					Int2:	45.87	(6)	I2-I3:	30.01	(8)	0.80	Sp2:	71.60	(19)
					Int3:	1:15.88	(8)	I3-I4:	11.64	(3)	1.14	Sp3:	109.94	(26)
					Int4:	1:27.52	(6)	I4-Fin:	17.70	(29)	1.20	Sp4:	144.66	(11)
					Fin:	1:45.22	(10)				1.56	Avg.:	99.56	
				Run2:	Int1:	9.62	(11)	I1-I2:	11.53	(24)	0.36			
					Int2:	21.15	(18)	I2-I3:	15.95	(4)	1.19			
					Int3:	37.10	(9)	I3-Fin:	14.20	(7)	1.78			
					Fin:	51.30	(6)				2.22			
					Total:	Int1:	1:54.84	(8)			0.87			
						Int2:	2:06.37	(10)			0.90			
						Int3:	2:22.32	(6)			0.79			
						Fin:	2:36.52	(6)			1.23			
											43.14			
7	9	MURISIER Justin Voelkl	SUI	Run1:	Int1:	17.49	(26)	I1-I2:	28.75	(11)	0.43	Sp1:	103.10	(50)
					Int2:	46.24	(19)	I2-I3:	30.33	(19)	1.17	Sp2:	74.30	(5)
					Int3:	1:16.57	(18)	I3-I4:	12.04	(30)	1.83	Sp3:	110.84	(11)
					Int4:	1:28.61	(22)	I4-Fin:	17.42	(12)	2.29	Sp4:	142.84	(34)
					Fin:	1:46.03	(16)				2.37	Avg.:	98.80	
				Run2:	Int1:	9.39	(4)	I1-I2:	11.09	(5)	0.13			
					Int2:	20.48	(3)	I2-I3:	15.95	(4)	0.52			
					Int3:	36.43	(3)	I3-Fin:	14.13	(5)	1.11			
					Fin:	50.56	(3)				1.48			
					Total:	Int1:	1:55.42	(13)			1.45			
						Int2:	2:06.51	(13)			1.04			
						Int3:	2:22.46	(9)			0.93			
						Fin:	2:36.59	(7)			1.30			
											65.04			

Number of Competitors: 43

Rank	Bib	Name Ski	NSA		Positions			Partials			Difference		Speed								
					Pos.	Time	Rank	Pos.	Time	Rank	Time	Dist(m)	Pos.	km/h	Rank						
8	8	MAYER Matthias Head	AUT	Run1:	Int1:	17.15	(4)	I1-I2:	28.77	(14)	0.09	31.11	Sp1:	105.20	(25)						
					Int2:	45.92	(7)		I2-I3:	29.85	(5)		0.85	Sp2:	68.30	(50)					
					Int3:	1:15.77	(5)			I3-I4:	11.62		(2)	1.03	Sp3:	109.31	(32)				
					Int4:	1:27.39	(4)				I4-Fin:		17.39	(9)	1.07	Sp4:	145.59	(5)			
					Fin:	1:44.78	(5)						1.12	Avg.:	99.98						
				Run2:	Int1:	9.81	(24)	I1-I2:	11.26	(9)	0.55										
					Int2:	21.07	(11)		I2-I3:	16.62	(24)					1.11					
					Int3:	37.69	(18)			I3-Fin:	14.19					(6)	2.37				
					Fin:	51.88	(14)				2.80										
					Total:	Int1:	1:54.59	(5)								0.62					
				Int2:		2:05.85	(5)	0.38													
				Int3:		2:22.47	(10)	0.94													
				Fin:		2:36.66	(8)	1.37													
				9		18	BENNETT Bryce Fischer	USA					Run1:	Int1:	17.26	(6)				I1-I2:	28.67
					Int2:				45.93	(8)	I2-I3:			29.82	(3)	0.86	Sp2:	73.10	(10)		
					Int3:				1:15.75	(4)				I3-I4:	11.70	(5)	1.01	Sp3:	111.93		(3)
Int4:	1:27.45	(5)	I4-Fin:		17.64				(25)	1.13		Sp4:			145.11	(8)					
Fin:	1:45.09	(7)			1.43				Avg.:	99.69											
Run2:	Int1:	9.77	(19)		I1-I2:				11.47	(21)	0.51										
	Int2:	21.24	(23)						I2-I3:	16.12	(9)				1.28						
	Int3:	37.36	(13)							I3-Fin:	14.29				(8)	2.04					
	Fin:	51.65	(9)								2.57										
	Total:	Int1:	1:54.86		(10)										0.89						
Int2:		2:06.33	(9)		0.86																
Int3:		2:22.45	(8)		0.92																
Fin:		2:36.74	(9)		1.45																
10		7	KILDE A. Head		NOR							Run1:	Int1:	17.06	(1)				I1-I2:	28.69	(8)
	Int2:								45.75	(5)	I2-I3:		30.11	(12)	0.68	Sp2:	72.30	(17)			
	Int3:								1:15.86	(7)			I3-I4:	11.69	(4)	1.12	Sp3:	111.06		(9)	
	Int4:			1:27.55		(8)	I4-Fin:	17.11	(1)	1.23				Sp4:	144.99	(9)					
	Fin:			1:44.66		(3)		1.00	Avg.:	100.10											
	Run2:			Int1:		9.75	(18)	I1-I2:	11.33	(14)	0.49										
				Int2:		21.08	(13)		I2-I3:	16.53	(20)				1.12						
				Int3:		37.61	(16)			I3-Fin:	14.52				(15)	2.29					
				Fin:		52.13	(17)				3.05										
				Total:		Int1:	1:54.41	(4)							0.44						
	Int2:					2:05.74	(4)	0.27													
	Int3:					2:22.27	(5)	0.74													
	Fin:					2:36.79	(10)	1.50													
	11					32	LIGETY Ted Head	USA				Run1:	Int1:	17.65	(36)				I1-I2:	29.02	(23)
				Int2:					46.67	(28)	I2-I3:		30.15	(15)	1.60	Sp2:	71.40	(23)			
				Int3:					1:16.82	(24)			I3-I4:	11.96	(24)	2.08	Sp3:	107.07		(57)	
Int4:		1:28.78	(25)	I4-Fin:	17.56				(19)	2.46				Sp4:	142.95	(33)					
Fin:		1:46.34	(22)		2.68				Avg.:	98.51											
Run2:		Int1:	9.33	(2)	I1-I2:				11.75	(36)	0.07										
		Int2:	21.08	(13)					I2-I3:	16.02	(6)				1.12						
		Int3:	37.10	(9)						I3-Fin:	14.02				(3)	1.78					
		Fin:	51.12	(5)							2.04										
		Total:	Int1:	1:55.67	(19)										1.70						
Int2:			2:07.42	(23)	1.95																
Int3:			2:23.44	(19)	1.91																
Fin:			2:37.46	(11)	2.17																

Number of Competitors: 43

Rank	Bib	Name Ski	NSA	Positions			Partials			Difference		Speed		
				Pos.	Time	Rank	Pos.	Time	Rank	Time	Dist(m)	Pos.	km/h	Rank
12	46	SCHWARZ Marco Atomic	AUT	Run1:	Int1:	17.62 (34)	I1-I2:	29.12 (28)		0.56	81.05	Sp1:	107.20 (4)	
					Int2:	46.74 (30)		30.34 (20)		1.67		Sp2:	69.00 (41)	
					Int3:	1:17.08 (29)		I3-I4:		2.34		Sp3:	109.44 (31)	
					Int4:	1:29.04 (29)		I4-Fin:		2.72		Sp4:	142.41 (40)	
					Fin:	1:46.63 (27)				2.97		Avg.:	98.25	
				Run2:	Int1:	9.66 (15)	I1-I2:	11.03 (4)		0.40				
					Int2:	20.69 (4)		I2-I3:		0.73				
					Int3:	36.76 (4)		I3-Fin:		1.44				
					Fin:	50.87 (4)				1.79				
					Total:	Int1:	1:56.29 (24)			2.32				
						Int2:	2:07.32 (21)			1.85				
						Int3:	2:23.39 (17)			1.86				
						Fin:	2:37.50 (12)			2.21				
				Run1:	Int1:	17.39 (20)	I1-I2:	28.77 (14)		0.33	69.60	Sp1:	105.10 (29)	
					Int2:	46.16 (16)		I2-I3:		1.09		Sp2:	69.80 (35)	
					Int3:	1:16.50 (17)		I3-I4:		1.76		Sp3:	110.02 (24)	
					Int4:	1:28.60 (21)		I4-Fin:		2.28		Sp4:	142.19 (43)	
					Fin:	1:46.20 (18)				2.54		Avg.:	98.64	
				Run2:	Int1:	9.54 (7)	I1-I2:	11.29 (12)		0.28				
					Int2:	20.83 (7)		I2-I3:		0.87				
					Int3:	37.02 (7)		I3-Fin:		1.70				
					Fin:	51.39 (7)				2.31				
					Total:	Int1:	1:55.74 (20)			1.77				
14	19	DRESSEN Thomas Rossignol	GER	Run1:	Int1:	17.32 (13)	I1-I2:	28.75 (11)		0.26	61.82	Sp1:	106.10 (14)	
					Int2:	46.07 (12)		I2-I3:		1.00		Sp2:	71.20 (27)	
					Int3:	1:16.60 (19)		I3-I4:		1.86		Sp3:	109.27 (34)	
					Int4:	1:28.30 (15)		I4-Fin:		1.98		Sp4:	143.60 (21)	
					Fin:	1:45.91 (15)				2.25		Avg.:	98.91	
				Run2:	Int1:	9.50 (6)	I1-I2:	11.33 (14)		0.24				
					Int2:	20.83 (7)		I2-I3:		0.87				
					Int3:	36.92 (5)		I3-Fin:		1.60				
					Fin:	51.73 (12)				2.65				
					Total:	Int1:	1:55.41 (12)			1.44				
						Int2:	2:06.74 (15)			1.27				
						Int3:	2:22.83 (11)			1.30				
						Fin:	2:37.64 (14)			2.35				
				Run1:	Int1:	17.09 (2)	I1-I2:	28.60 (5)		0.03	43.14	Sp1:	107.60 (1)	
					Int2:	45.69 (3)		I2-I3:		0.62		Sp2:	68.50 (45)	
					Int3:	1:15.82 (6)		I3-I4:		1.08		Sp3:	110.03 (23)	
					Int4:	1:27.54 (7)		I4-Fin:		1.22		Sp4:	144.47 (12)	
					Fin:	1:45.22 (10)				1.56		Avg.:	99.56	
15	17	BAUMANN Romed Salomon	AUT	Run2:	Int1:	9.60 (10)	I1-I2:	11.90 (40)		0.34				
					Int2:	21.50 (33)		I2-I3:		1.54				
					Int3:	38.03 (27)		I3-Fin:		2.71				
					Fin:	52.45 (20)				3.37				
					Total:	Int1:	1:54.82 (7)			0.85				
						Int2:	2:06.72 (14)			1.25				
						Int3:	2:23.25 (15)			1.72				
						Fin:	2:37.67 (15)			2.38				

Number of Competitors: 43

Rank	Bib	Name Ski	NSA		Positions			Partials			Difference		Speed			
					Pos.	Time	Rank	Pos.	Time	Rank	Time	Dist(m)	Pos.	km/h	Rank	
16	2	BERTHOLD Frederic Head	AUT	Run1:	Int1:	17.39	(20)	I1-I2:	29.21	(29)	0.33	71.74	Sp1:	105.50	(22)	
					Int2:	46.60	(26)		I2-I3:	30.18	(16)		1.53	Sp2:	70.20	(34)
					Int3:	1:16.78	(23)		I3-I4:	11.78	(15)		2.04	Sp3:	109.28	(33)
					Int4:	1:28.56	(19)		I4-Fin:	17.72	(32)		2.24	Sp4:	143.12	(30)
					Fin:	1:46.28	(21)				2.62		Avg.:	98.57		
				Run2:	Int1:	9.89	(32)	I1-I2:	11.20	(7)	0.63					
					Int2:	21.09	(15)		I2-I3:	15.91	(2)	1.13				
					Int3:	37.00	(6)		I3-Fin:	14.52	(15)	1.68				
					Fin:	51.52	(8)				2.44					
				Total:	Int1:	1:56.17	(23)				2.20					
					Int2:	2:07.37	(22)				1.90					
					Int3:	2:23.28	(16)				1.75					
					Fin:	2:37.80	(16)				2.51					
17	22	THOMPSON Broderick Head	CAN	Run1:	Int1:	17.30	(11)	I1-I2:	28.88	(22)	0.24	69.33	Sp1:	107.20	(4)	
					Int2:	46.18	(17)		I2-I3:	30.28	(17)		1.11	Sp2:	67.90	(51)
					Int3:	1:16.46	(16)		I3-I4:	12.06	(32)		1.72	Sp3:	109.21	(36)
					Int4:	1:28.52	(17)		I4-Fin:	17.67	(26)		2.20	Sp4:	141.72	(46)
					Fin:	1:46.19	(17)				2.53		Avg.:	98.65		
				Run2:	Int1:	9.88	(31)	I1-I2:	10.88	(2)	0.62					
					Int2:	20.76	(6)		I2-I3:	16.44	(16)	0.80				
					Int3:	37.20	(11)		I3-Fin:	14.47	(13)	1.88				
					Fin:	51.67	(10)				2.59					
				Total:	Int1:	1:56.07	(22)				2.10					
					Int2:	2:06.95	(16)				1.48					
					Int3:	2:23.39	(17)				1.86					
					Fin:	2:37.86	(17)				2.57					
18	24	COCHRAN-SIEGLE Ryan Rossignol	USA	Run1:	Int1:	17.39	(20)	I1-I2:	28.71	(10)	0.33	38.23	Sp1:	104.20	(39)	
					Int2:	46.10	(14)		I2-I3:	29.84	(4)		1.03	Sp2:	72.60	(14)
					Int3:	1:15.94	(10)		I3-I4:	11.73	(8)		1.20	Sp3:	110.40	(15)
					Int4:	1:27.67	(10)		I4-Fin:	17.37	(7)		1.35	Sp4:	145.70	(3)
					Fin:	1:45.04	(6)				1.38		Avg.:	99.73		
				Run2:	Int1:	9.68	(16)	I1-I2:	11.39	(18)	0.42					
					Int2:	21.07	(11)		I2-I3:	16.86	(32)	1.11				
					Int3:	37.93	(23)		I3-Fin:	14.91	(33)	2.61				
					Fin:	52.84	(27)				3.76					
				Total:	Int1:	1:54.72	(6)				0.75					
					Int2:	2:06.11	(6)				0.64					
					Int3:	2:22.97	(12)				1.44					
					Fin:	2:37.88	(18)				2.59					
19	25	GOLDBERG Jared Head	USA	Run1:	Int1:	17.29	(8)	I1-I2:	28.83	(19)	0.23	41.51	Sp1:	106.70	(9)	
					Int2:	46.12	(15)		I2-I3:	29.76	(2)		1.05	Sp2:	68.70	(43)
					Int3:	1:15.88	(8)		I3-I4:	11.76	(12)		1.14	Sp3:	110.00	(25)
					Int4:	1:27.64	(9)		I4-Fin:	17.52	(17)		1.32	Sp4:	145.69	(4)
					Fin:	1:45.16	(8)				1.50		Avg.:	99.62		
				Run2:	Int1:	9.69	(17)	I1-I2:	11.60	(28)	0.43					
					Int2:	21.29	(25)		I2-I3:	16.69	(25)	1.33				
					Int3:	37.98	(24)		I3-Fin:	14.79	(26)	2.66				
					Fin:	52.77	(23)				3.69					
				Total:	Int1:	1:54.85	(9)				0.88					
					Int2:	2:06.45	(11)				0.98					
					Int3:	2:23.14	(13)				1.61					
					Fin:	2:37.93	(19)				2.64					

Number of Competitors: 43

Rank	Bib	Name Ski	NSA	Positions			Partials			Difference		Speed		
				Pos.	Time	Rank	Pos.	Time	Rank	Time	Dist(m)	Pos.	km/h	Rank
20	49	BUZZI Emanuele Head	ITA	Run1:	Int1:	17.46 (25)	I1-I2:	28.82 (18)		0.40	59.94	Sp1:	104.70 (36)	
					Int2:	46.28 (21)		30.04 (11)		1.21		Sp2:	73.00 (11)	
					Int3:	1:16.32 (13)		11.75 (11)		1.58		Sp3:	110.42 (14)	
					Int4:	1:28.07 (12)		17.77 (34)		1.75		Sp4:	144.33 (15)	
					Fin:	1:45.84 (14)				2.18		Avg.:	98.98	
				Run2:	Int1:	9.80 (23)	I1-I2:	11.38 (17)		0.54				
					Int2:	21.18 (20)		16.52 (18)		1.22				
					Int3:	37.70 (19)		14.73 (23)		2.38				
					Fin:	52.43 (19)				3.35				
					Total:	Int1:	1:55.64 (18)			1.67				
					Int2:	2:07.02 (17)				1.55				
					Int3:	2:23.54 (20)				2.01				
					Fin:	2:38.27 (20)				2.98				
21	4	MANI Nils Stoeckli	SUI	Run1:	Int1:	17.27 (7)	I1-I2:	28.77 (14)		0.21	50.21	Sp1:	100.40 (62)	
					Int2:	46.04 (10)		30.36 (22)		0.97		Sp2:	74.40 (4)	
					Int3:	1:16.40 (14)		11.77 (13)		1.66		Sp3:	109.00 (40)	
					Int4:	1:28.17 (13)		17.31 (4)		1.85		Sp4:	142.80 (36)	
					Fin:	1:45.48 (12)				1.82		Avg.:	99.32	
				Run2:	Int1:	9.95 (35)	I1-I2:	11.65 (31)		0.69				
					Int2:	21.60 (35)		16.76 (28)		1.64				
					Int3:	38.36 (31)		14.58 (19)		3.04				
					Fin:	52.94 (29)				3.86				
					Total:	Int1:	1:55.43 (14)			1.46				
					Int2:	2:07.08 (19)				1.61				
					Int3:	2:23.84 (21)				2.31				
					Fin:	2:38.42 (21)				3.13				
22	30	TONETTI Riccardo Voelkl	ITA	Run1:	Int1:	17.64 (35)	I1-I2:	29.11 (27)		0.58	94.78	Sp1:	103.50 (48)	
					Int2:	46.75 (31)		30.49 (28)		1.68		Sp2:	71.40 (23)	
					Int3:	1:17.24 (30)		12.04 (30)		2.50		Sp3:	109.06 (37)	
					Int4:	1:29.28 (30)		17.87 (44)		2.96		Sp4:	139.71 (58)	
					Fin:	1:47.15 (30)				3.49		Avg.:	97.77	
				Run2:	Int1:	9.65 (14)	I1-I2:	11.24 (8)		0.39				
					Int2:	20.89 (9)		16.39 (14)		0.93				
					Int3:	37.28 (12)		14.53 (17)		1.96				
					Fin:	51.81 (13)				2.73				
					Total:	Int1:	1:56.80 (29)			2.83				
					Int2:	2:08.04 (26)				2.57				
					Int3:	2:24.43 (24)				2.90				
					Fin:	2:38.96 (22)				3.67				
23	34	NETELAND Bjoernar Head	NOR	Run1:	Int1:	17.50 (27)	I1-I2:	29.47 (32)		0.44	96.10	Sp1:	100.10 (63)	
					Int2:	46.97 (32)		30.48 (27)		1.90		Sp2:	67.60 (52)	
					Int3:	1:17.45 (32)		11.96 (24)		2.71		Sp3:	110.20 (19)	
					Int4:	1:29.41 (31)		17.79 (37)		3.09		Sp4:	142.08 (45)	
					Fin:	1:47.20 (31)				3.54		Avg.:	97.72	
				Run2:	Int1:	9.87 (30)	I1-I2:	11.26 (9)		0.61				
					Int2:	21.13 (16)		16.34 (12)		1.17				
					Int3:	37.47 (14)		14.81 (28)		2.15				
					Fin:	52.28 (18)				3.20				
					Total:	Int1:	1:57.07 (31)			3.10				
					Int2:	2:08.33 (28)				2.86				
					Int3:	2:24.67 (26)				3.14				
					Fin:	2:39.48 (23)				4.19				

Number of Competitors: 43

Rank	Bib	Name Ski	NSA	Positions			Partials			Difference		Speed		
				Pos.	Time	Rank	Pos.	Time	Rank	Time	Dist(m)	Pos.	km/h	Rank
24	54	MONSEN Felix Atomic	SWE	Run1:	Int1:	17.32 (13)	I1-I2:	29.33 (31)		0.26		Sp1:	103.80 (45)	
					Int2:	46.65 (27)	I2-I3:	30.11 (12)		1.58		Sp2:	68.50 (45)	
					Int3:	1:16.76 (22)	I3-I4:	11.83 (19)		2.02		Sp3:	108.98 (41)	
					Int4:	1:28.59 (20)	I4-Fin:	17.77 (34)		2.27		Sp4:	144.68 (10)	
					Fin:	1:46.36 (23)				2.70	73.87	Avg.:	98.50	
				Run2:	Int1:	9.63 (13)	I1-I2:	11.75 (36)		0.37				
					Int2:	21.38 (29)	I2-I3:	16.92 (33)		1.42				
					Int3:	38.30 (30)	I3-Fin:	14.90 (32)		2.98				
					Fin:	53.20 (31)				4.12				
				Total:	Int1:	1:55.99 (21)				2.02				
					Int2:	2:07.74 (24)				2.27				
					Int3:	2:24.66 (25)				3.13				
					Fin:	2:39.56 (24)				4.27				
25	42	ROMAR Andreas Head	FIN	Run1:	Int1:	17.29 (8)	I1-I2:	28.75 (11)		0.23		Sp1:	105.00 (32)	
					Int2:	46.04 (10)	I2-I3:	30.41 (26)		0.97		Sp2:	71.60 (19)	
					Int3:	1:16.45 (15)	I3-I4:	11.79 (16)		1.71		Sp3:	109.94 (26)	
					Int4:	1:28.24 (14)	I4-Fin:	17.30 (3)		1.92		Sp4:	142.29 (41)	
					Fin:	1:45.54 (13)				1.88	51.84	Avg.:	99.26	
				Run2:	Int1:	10.01 (36)	I1-I2:	11.61 (30)		0.75				
					Int2:	21.62 (36)	I2-I3:	17.05 (36)		1.66				
					Int3:	38.67 (36)	I3-Fin:	15.37 (36)		3.35				
					Fin:	54.04 (36)				4.96				
				Total:	Int1:	1:55.55 (16)				1.58				
					Int2:	2:07.16 (20)				1.69				
					Int3:	2:24.21 (22)				2.68				
					Fin:	2:39.58 (25)				4.29				
26	11	CATER Martin Stoeckli	SLO	Run1:	Int1:	17.30 (11)	I1-I2:	28.77 (14)		0.24		Sp1:	105.60 (20)	
					Int2:	46.07 (12)	I2-I3:	30.02 (9)		1.00		Sp2:	71.30 (26)	
					Int3:	1:16.09 (11)	I3-I4:	11.73 (8)		1.35		Sp3:	108.67 (46)	
					Int4:	1:27.82 (11)	I4-Fin:	17.36 (6)		1.50		Sp4:	143.47 (23)	
					Fin:	1:45.18 (9)				1.52	42.05	Avg.:	99.60	
				Run2:	Int1:	9.79 (22)	I1-I2:	11.19 (6)		0.53				
					Int2:	20.98 (10)	I2-I3:	18.07 (41)		1.02				
					Int3:	39.05 (38)	I3-Fin:	15.42 (38)		3.73				
					Fin:	54.47 (39)				5.39				
				Total:	Int1:	1:54.97 (11)				1.00				
					Int2:	2:06.16 (7)				0.69				
					Int3:	2:24.23 (23)				2.70				
					Fin:	2:39.65 (26)				4.36				
27	6	KOSI Klemen Atomic	SLO	Run1:	Int1:	17.50 (27)	I1-I2:	29.07 (25)		0.44		Sp1:	104.00 (41)	
					Int2:	46.57 (25)	I2-I3:	30.29 (18)		1.50		Sp2:	70.30 (32)	
					Int3:	1:16.86 (26)	I3-I4:	11.88 (21)		2.12		Sp3:	108.67 (46)	
					Int4:	1:28.74 (24)	I4-Fin:	17.77 (34)		2.42		Sp4:	143.18 (29)	
					Fin:	1:46.51 (24)				2.85	77.87	Avg.:	98.36	
				Run2:	Int1:	10.03 (37)	I1-I2:	11.68 (32)		0.77				
					Int2:	21.71 (38)	I2-I3:	16.75 (27)		1.75				
					Int3:	38.46 (34)	I3-Fin:	15.13 (34)		3.14				
					Fin:	53.59 (34)				4.51				
				Total:	Int1:	1:56.54 (26)				2.57				
					Int2:	2:08.22 (27)				2.75				
					Int3:	2:24.97 (28)				3.44				
					Fin:	2:40.10 (27)				4.81				

Number of Competitors: 43

Rank	Bib	Name Ski	NSA	Positions			Partials			Difference		Speed		
				Pos.	Time	Rank	Pos.	Time	Rank	Time	Dist(m)	Pos.	km/h	Rank
28	41	HROBAT Miha Atomic	SLO	Run1:	Int1:	17.32 (13)	I1-I2:	28.70 (9)		0.26		Sp1:	104.70 (36)	
					Int2:	46.02 (9)	I2-I3:	30.59 (32)		0.95		Sp2:	71.60 (19)	
					Int3:	1:16.61 (20)	I3-I4:	12.07 (33)		1.87		Sp3:	108.39 (49)	
					Int4:	1:28.68 (23)	I4-Fin:	17.83 (41)		2.36		Sp4:	141.09 (50)	
					Fin:	1:46.51 (24)				2.85	77.87	Avg.:	98.36	
				Run2:	Int1:	9.86 (29)	I1-I2:	11.60 (28)		0.60				
					Int2:	21.46 (31)	I2-I3:	17.66 (40)		1.50				
					Int3:	39.12 (40)	I3-Fin:	14.87 (30)		3.80				
					Fin:	53.99 (35)				4.91				
				Total:	Int1:	1:56.37 (25)				2.40				
					Int2:	2:07.97 (25)				2.50				
					Int3:	2:25.63 (30)				4.10				
					Fin:	2:40.50 (28)				5.21				
29	50	SUGAI Ryo Atomic	JPN	Run1:	Int1:	17.53 (30)	I1-I2:	29.82 (40)		0.47		Sp1:	102.30 (54)	
					Int2:	47.35 (38)	I2-I3:	30.89 (38)		2.28		Sp2:	67.20 (54)	
					Int3:	1:18.24 (38)	I3-I4:	12.01 (29)		3.50		Sp3:	107.31 (56)	
					Int4:	1:30.25 (38)	I4-Fin:	17.85 (43)		3.93		Sp4:	142.80 (36)	
					Fin:	1:48.10 (36)				4.44	119.52	Avg.:	96.91	
				Run2:	Int1:	9.77 (19)	I1-I2:	11.39 (18)		0.51				
					Int2:	21.16 (19)	I2-I3:	16.61 (23)		1.20				
					Int3:	37.77 (21)	I3-Fin:	14.80 (27)		2.45				
					Fin:	52.57 (22)				3.49				
				Total:	Int1:	1:57.87 (36)				3.90				
					Int2:	2:09.26 (33)				3.79				
					Int3:	2:25.87 (31)				4.34				
					Fin:	2:40.67 (29)				5.38				
30	39	BERNDT Ondrej Atomic	CZE	Run1:	Int1:	17.71 (41)	I1-I2:	29.61 (35)		0.65		Sp1:	104.80 (33)	
					Int2:	47.32 (36)	I2-I3:	30.70 (34)		2.25		Sp2:	68.60 (44)	
					Int3:	1:18.02 (35)	I3-I4:	11.93 (22)		3.28		Sp3:	108.06 (50)	
					Int4:	1:29.95 (34)	I4-Fin:	17.99 (51)		3.63		Sp4:	140.46 (54)	
					Fin:	1:47.94 (35)				4.28	115.39	Avg.:	97.05	
				Run2:	Int1:	9.89 (32)	I1-I2:	11.99 (41)		0.63				
					Int2:	21.88 (39)	I2-I3:	16.52 (18)		1.92				
					Int3:	38.40 (32)	I3-Fin:	14.37 (9)		3.08				
					Fin:	52.77 (23)				3.69				
				Total:	Int1:	1:57.83 (35)				3.86				
					Int2:	2:09.82 (39)				4.35				
					Int3:	2:26.34 (35)				4.81				
					Fin:	2:40.71 (30)				5.42				
31	58	FOREJTEK Filip	CZE	Run1:	Int1:	17.65 (36)	I1-I2:	29.69 (38)		0.59		Sp1:	102.70 (52)	
					Int2:	47.34 (37)	I2-I3:	30.66 (33)		2.27		Sp2:	66.70 (55)	
					Int3:	1:18.00 (34)	I3-I4:	11.82 (17)		3.26		Sp3:	106.97 (59)	
					Int4:	1:29.82 (33)	I4-Fin:	17.94 (48)		3.50		Sp4:	142.29 (41)	
					Fin:	1:47.76 (33)				4.10	110.72	Avg.:	97.22	
				Run2:	Int1:	9.93 (34)	I1-I2:	11.49 (23)		0.67				
					Int2:	21.42 (30)	I2-I3:	16.98 (35)		1.46				
					Int3:	38.40 (32)	I3-Fin:	14.61 (21)		3.08				
					Fin:	53.01 (30)				3.93				
				Total:	Int1:	1:57.69 (32)				3.72				
					Int2:	2:09.18 (32)				3.71				
					Int3:	2:26.16 (34)				4.63				
					Fin:	2:40.77 (31)				5.48				

#### Number of Competitors: 43

Rank	Bib	Name Ski	NSA	Positions			Partials			Difference		Speed		
				Pos.	Time	Rank	Pos.	Time	Rank	Time	Dist(m)	Pos.	km/h	Rank
32	60	SEJERSTED A. Atomic	NOR	Run1:	Int1:	17.36 (18)	I1-I2:	29.31 (30)		0.30	80.26	Sp1:	107.30 (3)	
					Int2:	46.67 (28)		30.37 (23)		1.60		Sp2:	65.00 (58)	
					Int3:	1:17.04 (28)		11.77 (13)		2.30		Sp3:	108.90 (43)	
					Int4:	1:28.81 (26)		17.79 (37)		2.49		Sp4:	143.48 (22)	
					Fin:	1:46.60 (26)				2.94		Avg.:	98.27	
				Run2:	Int1:	10.14 (39)	I1-I2:	11.83 (39)		0.88				
					Int2:	21.97 (41)		16.92 (33)		2.01				
					Int3:	38.89 (37)		15.39 (37)		3.57				
					Fin:	54.28 (37)				5.20				
					Total:	Int1:	1:56.74 (28)			2.77				
					Int2:	2:08.57 (30)				3.10				
					Int3:	2:25.49 (29)				3.96				
					Fin:	2:40.88 (32)				5.59				
33	26	ZRNCIC DIM Natko Atomic	CRO	Run1:	Int1:	17.41 (23)	I1-I2:	29.61 (35)		0.35	120.81	Sp1:	101.80 (60)	
					Int2:	47.02 (33)		30.73 (35)		1.95		Sp2:	68.50 (45)	
					Int3:	1:17.75 (33)		12.43 (42)		3.01		Sp3:	108.60 (48)	
					Int4:	1:30.18 (37)		17.97 (50)		3.86		Sp4:	137.53 (63)	
					Fin:	1:48.15 (37)				4.49		Avg.:	96.87	
				Run2:	Int1:	9.78 (21)	I1-I2:	11.48 (22)		0.52				
					Int2:	21.26 (24)		16.74 (26)		1.30				
					Int3:	38.00 (25)		14.78 (25)		2.68				
					Fin:	52.78 (25)				3.70				
					Total:	Int1:	1:57.93 (37)			3.96				
					Int2:	2:09.41 (35)				3.94				
					Int3:	2:26.15 (33)				4.62				
					Fin:	2:40.93 (33)				5.64				
34	21	KRYZL Krystof Fischer	CZE	Run1:	Int1:	17.50 (27)	I1-I2:	30.13 (41)		0.44	114.87	Sp1:	104.00 (41)	
					Int2:	47.63 (41)		30.40 (25)		2.56		Sp2:	69.60 (36)	
					Int3:	1:18.03 (36)		11.98 (28)		3.29		Sp3:	112.57 (2)	
					Int4:	1:30.01 (35)		17.91 (45)		3.69		Sp4:	142.81 (35)	
					Fin:	1:47.92 (34)				4.26		Avg.:	97.07	
				Run2:	Int1:	9.85 (28)	I1-I2:	11.70 (33)		0.59				
					Int2:	21.55 (34)		17.09 (37)		1.59				
					Int3:	38.64 (35)		14.58 (19)		3.32				
					Fin:	53.22 (32)				4.14				
					Total:	Int1:	1:57.77 (33)			3.80				
					Int2:	2:09.47 (36)				4.00				
					Int3:	2:26.56 (38)				5.03				
					Fin:	2:41.14 (34)				5.85				
35	51	ZAMPA Adam Salomon	SVK	Run1:	Int1:	17.61 (33)	I1-I2:	29.60 (34)		0.55	126.48	Sp1:	104.20 (39)	
					Int2:	47.21 (35)		31.04 (40)		2.14		Sp2:	66.50 (56)	
					Int3:	1:18.25 (39)		12.10 (34)		3.51		Sp3:	104.49 (63)	
					Int4:	1:30.35 (39)		18.02 (53)		4.03		Sp4:	139.94 (57)	
					Fin:	1:48.37 (39)				4.71		Avg.:	96.67	
				Run2:	Int1:	9.81 (24)	I1-I2:	11.39 (18)		0.55				
					Int2:	21.20 (22)		16.82 (31)		1.24				
					Int3:	38.02 (26)		14.89 (31)		2.70				
					Fin:	52.91 (28)				3.83				
					Total:	Int1:	1:58.18 (39)			4.21				
					Int2:	2:09.57 (37)				4.10				
					Int3:	2:26.39 (37)				4.86				
					Fin:	2:41.28 (35)				5.99				

Number of Competitors: 43

Rank	Bib	Name Ski	NSA	Positions			Partials			Difference		Speed		
				Pos.	Time	Rank	Pos.	Time	Rank	Time	Dist(m)	Pos.	km/h	Rank
36	57	FOSS-SOLEV. Sebastian Voelkl	NOR	Run1:	Int1:	17.70 (40)	I1-I2:	29.70 (39)		0.64		Sp1:	103.00 (51)	
					Int2:	47.40 (40)	I2-I3:	30.92 (39)		2.33		Sp2:	67.60 (52)	
					Int3:	1:18.32 (41)	I3-I4:	12.11 (36)		3.58		Sp3:	111.70 (5)	
					Int4:	1:30.43 (40)	I4-Fin:	18.03 (54)		4.11		Sp4:	140.33 (55)	
					Fin:	1:48.46 (40)				4.80	128.78	Avg.:	96.59	
				Run2:	Int1:	10.18 (41)	I1-I2:	11.31 (13)		0.92				
					Int2:	21.49 (32)	I2-I3:	16.78 (29)		1.53				
					Int3:	38.27 (29)	I3-Fin:	14.56 (18)		2.95				
					Fin:	52.83 (26)				3.75				
				Total:	Int1:	1:58.64 (40)				4.67				
					Int2:	2:09.95 (40)				4.48				
					Int3:	2:26.73 (40)				5.20				
					Fin:	2:41.29 (36)				6.00				
37	27	WEBER Ralph Head	SUI	Run1:	Int1:	17.34 (16)	I1-I2:	29.05 (24)		0.28		Sp1:	105.90 (17)	
					Int2:	46.39 (22)	I2-I3:	30.52 (30)		1.32		Sp2:	73.00 (11)	
					Int3:	1:16.91 (27)	I3-I4:	11.97 (27)		2.17		Sp3:	111.78 (4)	
					Int4:	1:28.88 (27)	I4-Fin:	17.79 (37)		2.56		Sp4:	142.63 (39)	
					Fin:	1:46.67 (28)				3.01	82.11	Avg.:	98.21	
				Run2:	Int1:	10.22 (42)	I1-I2:	11.74 (35)		0.96				
					Int2:	21.96 (40)	I2-I3:	17.26 (38)		2.00				
					Int3:	39.22 (41)	I3-Fin:	15.42 (38)		3.90				
					Fin:	54.64 (40)				5.56				
				Total:	Int1:	1:56.89 (30)				2.92				
					Int2:	2:08.63 (31)				3.16				
					Int3:	2:25.89 (32)				4.36				
					Fin:	2:41.31 (37)				6.02				
38	38	RODES Istok Atomic	CRO	Run1:	Int1:	17.66 (38)	I1-I2:	29.48 (33)		0.60		Sp1:	102.20 (56)	
					Int2:	47.14 (34)	I2-I3:	31.16 (41)		2.07		Sp2:	71.60 (19)	
					Int3:	1:18.30 (40)	I3-I4:	12.34 (39)		3.56		Sp3:	110.82 (12)	
					Int4:	1:30.64 (41)	I4-Fin:	18.31 (61)		4.32		Sp4:	138.84 (61)	
					Fin:	1:48.95 (41)				5.29	141.29	Avg.:	96.15	
				Run2:	Int1:	9.83 (26)	I1-I2:	11.36 (16)		0.57				
					Int2:	21.19 (21)	I2-I3:	16.59 (22)		1.23				
					Int3:	37.78 (22)	I3-Fin:	14.75 (24)		2.46				
					Fin:	52.53 (21)				3.45				
				Total:	Int1:	1:58.78 (41)				4.81				
					Int2:	2:10.14 (41)				4.67				
					Int3:	2:26.73 (40)				5.20				
					Fin:	2:41.48 (38)				6.19				
39	33	WINDINGSTAD Rasmus Rossignol	NOR	Run1:	Int1:	17.37 (19)	I1-I2:	29.08 (26)		0.31		Sp1:	102.00 (59)	
					Int2:	46.45 (24)	I2-I3:	30.37 (23)		1.38		Sp2:	71.40 (23)	
					Int3:	1:16.82 (24)	I3-I4:	12.16 (37)		2.08		Sp3:	110.87 (10)	
					Int4:	1:28.98 (28)	I4-Fin:	18.10 (56)		2.66		Sp4:	143.41 (25)	
					Fin:	1:47.08 (29)				3.42	92.94	Avg.:	97.83	
				Run2:	Int1:	9.62 (11)	I1-I2:	11.72 (34)		0.36				
					Int2:	21.34 (27)	I2-I3:	16.42 (15)		1.38				
					Int3:	37.76 (20)	I3-Fin:	16.69 (42)		2.44				
					Fin:	54.45 (38)				5.37				
				Total:	Int1:	1:56.70 (27)				2.73				
					Int2:	2:08.42 (29)				2.95				
					Int3:	2:24.84 (27)				3.31				
					Fin:	2:41.53 (39)				6.24				

Number of Competitors: 43

Rank	Bib	Name	NSA	Positions			Partials			Difference		Speed			
				Pos.	Time	Rank	Pos.	Time	Rank	Time	Dist(m)	Pos.	km/h	Rank	
40	47	DUFFY Drew	USA	Run1:	Int1:	17.72 (42)	I1-I2:	29.67 (37)		0.66	122.87	Sp1:	104.80 (33)		
					Int2:	47.39 (39)		I2-I3:		30.75 (36)		2.32	Sp2:	63.60 (61)	
					Int3:	1:18.14 (37)		I3-I4:		11.93 (22)		3.40	Sp3:	107.06 (58)	
					Int4:	1:30.07 (36)		I4-Fin:		18.16 (58)		3.75	Sp4:	140.55 (52)	
					Fin:	1:48.23 (38)				4.57		Avg.:	96.79		
				Run2:	Int1:	9.83 (26)	I1-I2:	11.53 (24)		0.57					
					Int2:	21.36 (28)		I2-I3:		16.78 (29)					1.40
					Int3:	38.14 (28)		I3-Fin:		15.17 (35)					2.82
					Fin:	53.31 (33)				4.23					
				Total:	Int1:	1:58.06 (38)				4.09					
					Int2:	2:09.59 (38)		4.12							
					Int3:	2:26.37 (36)		4.84							
					Fin:	2:41.54 (40)		6.25							
				41	48	DEBELAK Tilen Stoeckli	SLO	Run1:	Int1:	17.57 (32)		I1-I2:	28.83 (19)		0.51
Int2:	46.40 (23)	I2-I3:	30.88 (37)						1.33	Sp2:	74.90 (2)				
Int3:	1:17.28 (31)	I3-I4:	12.38 (40)						2.54	Sp3:	109.05 (38)				
Int4:	1:29.66 (32)	I4-Fin:	18.00 (52)						3.34	Sp4:	139.03 (60)				
Fin:	1:47.66 (32)		4.00						Avg.:	97.31					
Run2:	Int1:	10.13 (38)	I1-I2:					11.55 (26)		0.87					
	Int2:	21.68 (37)						I2-I3:		17.37 (39)				1.72	
	Int3:	39.05 (38)						I3-Fin:		15.98 (40)				3.73	
	Fin:	55.03 (41)								5.95					
Total:	Int1:	1:57.79 (34)								3.82					
	Int2:	2:09.34 (34)						3.87							
	Int3:	2:26.71 (39)						5.18							
	Fin:	2:42.69 (41)						7.40							
42	65	DANILOCHKIN Yuri Atomic	BLR					Run1:	Int1:	17.69 (39)	I1-I2:	30.17 (42)		0.63	171.70
				Int2:	47.86 (42)	I2-I3:	31.43 (42)		2.79	Sp2:		66.10 (57)			
				Int3:	1:19.29 (42)	I3-I4:	12.40 (41)		4.55	Sp3:		105.08 (62)			
				Int4:	1:31.69 (42)	I4-Fin:	18.47 (62)		5.37	Sp4:		139.38 (59)			
				Fin:	1:50.16 (42)		6.50		Avg.:	95.10					
				Run2:	Int1:	10.14 (39)	I1-I2:	12.26 (42)		0.88					
					Int2:	22.40 (42)		I2-I3:		18.28 (42)				2.44	
					Int3:	40.68 (42)		I3-Fin:		16.02 (41)				5.36	
					Fin:	56.70 (42)				7.62					
				Total:	Int1:	2:00.30 (42)				6.33					
					Int2:	2:12.56 (42)		7.09							
					Int3:	2:30.84 (42)		9.31							
					Fin:	2:46.86 (42)		11.57							

Number of Competitors: 43

Rank	Bib	Name Ski	NSA	Positions			Partials			Difference		Speed		
				Pos.	Time	Rank	Pos.	Time	Rank	Time	Dist(m)	Pos.	km/h	Rank
43	66	TAHIRI Albin	KOS	Run1:	Int1:	18.46 (43)	I1-I2:	30.49 (43)		1.40	234.37	Sp1:	102.10 (57)	
					Int2:	48.95 (43)		I2-I3:		3.88		Sp2:	64.40 (60)	
					Int3:	1:20.91 (43)		I3-I4:		6.17		Sp3:	103.97 (64)	
					Int4:	1:33.76 (43)		I4-Fin:		7.44		Sp4:	135.71 (64)	
					Fin:	1:52.74 (43)				9.08		Avg.:	92.92	
				Run2:	Int1:	10.92 (43)	I1-I2:	12.74 (43)		1.66				
					Int2:	23.66 (43)		I2-I3:		3.70				
					Int3:	42.71 (43)		I3-Fin:		7.39				
					Fin:	59.73 (43)				10.65				
				Total:	Int1:	2:03.66 (43)				9.69				
					Int2:	2:16.40 (43)				10.93				
					Int3:	2:35.45 (43)				13.92				
					Fin:	2:52.47 (43)				17.18				

#### LEGEND

<b>Pos</b>	Intermediate or Speed Position	<b>Int1:</b>	Intermediate 1	<b>Sp1:</b>	Speed Trap 1	<b>Run2</b>	Second Run
<b>Avg.</b>	Average Speed for the race	<b>Int2:</b>	Intermediate 2	<b>Sp2:</b>	Speed Trap 2	<b>Run1</b>	First Run
<b>Dist(m)</b>	Distance behind the first	<b>Int3:</b>	Intermediate 3	<b>Sp3:</b>	Speed Trap 3	<b>Fin:</b>	Finish
<b>Total</b>	First + Second Run	<b>Int4:</b>	Intermediate 4	<b>Sp4:</b>	Speed Trap 4		

12-01-2018 / Wengen (SUI) / 0043

Page 12/12

Data Processing by LONGINES


www.fis-ski.com

LONGINES Timing

Generation Date: FRI 12 JAN 2018

Time: 15:21

Document: 77A 1.0



Number of Competitors: 67

Bib	Name	NSA	Positions			Partials			Difference		Speed		
			Pos.	Time	Rank	Pos.	Time	Rank	Time	Dist(m)	Pos.	km/h	Rank
1	FILL Peter	ITA	Run1:	Int1:	17.29 (12)	I1-I2:	28.25 (4)		0.23		Sp1:	107.00 (9)	
	Atomic			Int2:	45.54 (3)	I2-I3:	29.86 (10)		0.47		Sp2:	73.80 (8)	
				Int3:	1:15.40 (4)	I3-I4:	11.74 (14)		0.66		Sp3:	110.35 (16)	
				Int4:	1:27.14 (5)	I4-Fin:	17.28 (2)		0.82		Sp4:	143.76 (19)	
				Fin:	1:44.42 (4)				0.76	21.18	Avg.:	100.33	
			Run2:	Int1:	9.55 (12)	I1-I2:	11.76 (40)		0.29				
				Int2:	21.31 (28)	I2-I3:	16.33 (13)		1.35				
				Int3:	37.64 (19)	I3-Fin:	14.38 (11)		2.32				
				Fin:	52.02 (15)				2.94				
			Total:	Int1:	1:53.97 (3)				0.00				
				Int2:	2:05.73 (3)				0.26				
				Int3:	2:22.06 (4)				0.53				
				Fin:	2:36.44 (3)				1.15				
2	BERTHOLD Frederic	AUT	Run1:	Int1:	17.39 (30)	I1-I2:	29.21 (42)		0.33		Sp1:	105.50 (24)	
	Head			Int2:	46.60 (38)	I2-I3:	30.18 (24)		1.53		Sp2:	70.20 (34)	
				Int3:	1:16.78 (33)	I3-I4:	11.78 (22)		2.04		Sp3:	109.28 (33)	
				Int4:	1:28.56 (28)	I4-Fin:	17.72 (32)		2.24		Sp4:	143.12 (30)	
				Fin:	1:46.28 (30)				2.62	71.74	Avg.:	98.57	
			Run2:	Int1:	9.89 (40)	I1-I2:	11.20 (9)		0.63				
				Int2:	21.09 (17)	I2-I3:	15.91 (3)		1.13				
				Int3:	37.00 (8)	I3-Fin:	14.52 (15)		1.68				
				Fin:	51.52 (8)				2.44				
			Total:	Int1:	1:56.17 (30)				2.20				
				Int2:	2:07.37 (24)				1.90				
				Int3:	2:23.28 (18)				1.75				
				Fin:	2:37.80 (16)				2.51				
3	CAVIEZEL Mauro	SUI	Run1:	Int1:	17.35 (25)	I1-I2:	28.52 (8)		0.29		Sp1:	104.80 (35)	
	Atomic			Int2:	45.87 (10)	I2-I3:	30.01 (14)		0.80		Sp2:	71.60 (19)	
				Int3:	1:15.88 (12)	I3-I4:	11.64 (4)		1.14		Sp3:	109.94 (26)	
				Int4:	1:27.52 (10)	I4-Fin:	17.70 (29)		1.20		Sp4:	144.66 (11)	
				Fin:	1:45.22 (14)				1.56	43.14	Avg.:	99.56	
			Run2:	Int1:	9.62 (16)	I1-I2:	11.53 (26)		0.36				
				Int2:	21.15 (20)	I2-I3:	15.95 (5)		1.19				
				Int3:	37.10 (11)	I3-Fin:	14.20 (7)		1.78				
				Fin:	51.30 (6)				2.22				
			Total:	Int1:	1:54.84 (11)				0.87				
				Int2:	2:06.37 (10)				0.90				
				Int3:	2:22.32 (7)				0.79				
				Fin:	2:36.52 (6)				1.23				

Number of Competitors: 67

Bib	Name Ski	NSA	Positions			Partials			Difference		Speed		
			Pos.	Time	Rank	Pos.	Time	Rank	Time	Dist(m)	Pos.	km/h	Rank
4	MANI Nils Stoeckli	SUI	Run1:	Int1:	17.27 (11)	I1-I2:	28.77 (20)		0.21	50.21	Sp1:	100.40 (64)	
				Int2:	46.04 (15)		I2-I3:		0.97		Sp2:	74.40 (4)	
				Int3:	1:16.40 (20)		I3-I4:		1.66		Sp3:	109.00 (40)	
				Int4:	1:28.17 (19)		I4-Fin:		1.85		Sp4:	142.80 (36)	
				Fin:	1:45.48 (17)				1.82		Avg.:	99.32	
			Run2:	Int1:	9.95 (43)	I1-I2:	11.65 (33)		0.69				
				Int2:	21.60 (37)		I2-I3:		1.64				
				Int3:	38.36 (33)		I3-Fin:		3.04				
				Fin:	52.94 (29)				3.86				
				Total:	Int1:	1:55.43 (19)			1.46				
				Int2:	2:07.08 (21)				1.61				
				Int3:	2:23.84 (23)				2.31				
				Fin:	2:38.42 (21)				3.13				
5	AERNI Luca Salomon	SUI	Run1:	Int1:	17.53 (46)	I1-I2:	29.03 (32)		0.47	59.13	Sp1:	105.20 (27)	
				Int2:	46.56 (34)		I2-I3:		1.49		Sp2:	70.60 (29)	
				Int3:	1:16.48 (24)		I3-I4:		1.74		Sp3:	108.05 (51)	
				Int4:	1:28.36 (23)		I4-Fin:		2.04		Sp4:	144.17 (17)	
				Fin:	1:45.81 (20)				2.15		Avg.:	99.01	
			Run2:	Int1:	9.43 (7)	I1-I2:			0.17				
				Int2:			I2-I3:						
				Int3:			I3-Fin:						
				Fin:	DNF								
				Total:	Int1:								
				Int2:									
				Int3:									
				Fin:	DNF								
6	KOSI Klemen Atomic	SLO	Run1:	Int1:	17.50 (42)	I1-I2:	29.07 (34)		0.44	77.87	Sp1:	104.00 (43)	
				Int2:	46.57 (35)		I2-I3:		1.50		Sp2:	70.30 (32)	
				Int3:	1:16.86 (37)		I3-I4:		2.12		Sp3:	108.67 (46)	
				Int4:	1:28.74 (34)		I4-Fin:		2.42		Sp4:	143.18 (29)	
				Fin:	1:46.51 (34)				2.85		Avg.:	98.36	
			Run2:	Int1:	10.03 (47)	I1-I2:	11.68 (34)		0.77				
				Int2:	21.71 (40)		I2-I3:		1.75				
				Int3:	38.46 (36)		I3-Fin:		3.14				
				Fin:	53.59 (34)				4.51				
				Total:	Int1:	1:56.54 (34)			2.57				
				Int2:	2:08.22 (29)				2.75				
				Int3:	2:24.97 (30)				3.44				
				Fin:	2:40.10 (27)				4.81				
7	KILDE Aleksander Aamodt Head	NOR	Run1:	Int1:	17.06 (1)	I1-I2:	28.69 (12)		0.00	27.80	Sp1:	107.20 (6)	
				Int2:	45.75 (8)		I2-I3:		0.68		Sp2:	72.30 (17)	
				Int3:	1:15.86 (11)		I3-I4:		1.12		Sp3:	111.06 (9)	
				Int4:	1:27.55 (12)		I4-Fin:		1.23		Sp4:	144.99 (9)	
				Fin:	1:44.66 (6)				1.00		Avg.:	100.10	
			Run2:	Int1:	9.75 (23)	I1-I2:	11.33 (16)		0.49				
				Int2:	21.08 (15)		I2-I3:		1.12				
				Int3:	37.61 (18)		I3-Fin:		2.29				
				Fin:	52.13 (17)				3.05				
				Total:	Int1:	1:54.41 (7)			0.44				
				Int2:	2:05.74 (4)				0.27				
				Int3:	2:22.27 (6)				0.74				
				Fin:	2:36.79 (10)				1.50				

Number of Competitors: 67

Bib	Name Ski	NSA	Positions			Partials			Difference		Speed						
			Pos.	Time	Rank	Pos.	Time	Rank	Time	Dist(m)	Pos.	km/h	Rank				
8	MAYER Matthias Head	AUT	Run1:	Int1:	17.15	(5)	I1-I2:	28.77	(20)	0.09	31.11	Sp1:	105.20	(27)			
				Int2:	45.92	(11)		I2-I3:	29.85	(9)		0.85	Sp2:	68.30	(50)		
				Int3:	1:15.77	(9)		I3-I4:	11.62	(3)		1.03	Sp3:	109.31	(32)		
				Int4:	1:27.39	(8)		I4-Fin:	17.39	(9)		1.07	Sp4:	145.59	(5)		
				Fin:	1:44.78	(8)				1.12		Avg.:	99.98				
			Run2:	Int1:	9.81	(29)	I1-I2:	11.26	(11)	0.55							
				Int2:	21.07	(13)		I2-I3:	16.62	(26)		1.11					
				Int3:	37.69	(20)		I3-Fin:	14.19	(6)		2.37					
				Fin:	51.88	(14)				2.80							
				Total:	Int1:	1:54.59		(8)				0.62					
			Int2:		2:05.85	(5)			0.38								
			Int3:		2:22.47	(11)			0.94								
			Fin:		2:36.66	(8)			1.37								
			9		MURISIER Justin Voelkl	SUI	Run1:	Int1:	17.49	(40)	I1-I2:	28.75	(16)	0.43	65.04	Sp1:	103.10
				Int2:				46.24	(24)	I2-I3:		30.33	(31)	1.17		Sp2:	74.30
Int3:	1:16.57	(27)		I3-I4:				12.04	(46)	1.83		Sp3:	110.84	(11)			
Int4:	1:28.61	(32)		I4-Fin:				17.42	(12)	2.29		Sp4:	142.84	(34)			
Fin:	1:46.03	(24)							2.37	Avg.:		98.80					
Run2:	Int1:	9.39		(5)			I1-I2:	11.09	(7)	0.13							
	Int2:	20.48		(4)				I2-I3:	15.95	(5)		0.52					
	Int3:	36.43		(4)				I3-Fin:	14.13	(5)		1.11					
	Fin:	50.56		(3)						1.48							
	Total:	Int1:		1:55.42				(18)				1.45					
Int2:		2:06.51		(14)					1.04								
Int3:		2:22.46		(10)					0.93								
Fin:		2:36.59		(7)					1.30								
10		MUZATON Maxence Rossignol		FRA			Run1:	Int1:	17.34	(21)	I1-I2:	28.69	(12)	0.28	53.19	Sp1:	105.80
	Int2:							46.03	(14)	I2-I3:		30.05	(18)	0.96		Sp2:	70.60
	Int3:		1:16.08		(15)	I3-I4:		11.71	(9)	1.34		Sp3:	111.55	(7)			
	Int4:		1:27.79		(15)	I4-Fin:		17.80	(40)	1.47		Sp4:	143.64	(20)			
	Fin:		1:45.59		(19)				1.93	Avg.:		99.21					
	Run2:		Int1:		9.98	(44)	I1-I2:	10.93	(4)	0.72							
			Int2:		20.91	(11)		I2-I3:	16.05	(8)		0.95					
			Int3:		36.96	(7)		I3-Fin:				1.64					
			Fin:		DNF												
			Total:		Int1:												
	Int2:																
	Int3:																
	Fin:				DNF												
	11				CATER Martin Stoeckli	SLO	Run1:	Int1:	17.30	(15)	I1-I2:	28.77	(20)	0.24	42.05	Sp1:	105.60
			Int2:					46.07	(17)	I2-I3:		30.02	(15)	1.00		Sp2:	71.30
Int3:		1:16.09	(16)	I3-I4:				11.73	(12)	1.35		Sp3:	108.67	(46)			
Int4:		1:27.82	(16)	I4-Fin:				17.36	(6)	1.50		Sp4:	143.47	(23)			
Fin:		1:45.18	(13)						1.52	Avg.:		99.60					
Run2:		Int1:	9.79	(27)			I1-I2:	11.19	(8)	0.53							
		Int2:	20.98	(12)				I2-I3:	18.07	(43)		1.02					
		Int3:	39.05	(40)				I3-Fin:	15.42	(38)		3.73					
		Fin:	54.47	(39)						5.39							
		Total:	Int1:	1:54.97				(14)				1.00					
Int2:			2:06.16	(7)					0.69								
Int3:			2:24.23	(25)					2.70								
Fin:			2:39.65	(26)					4.36								

Number of Competitors: 67

Bib	Name Ski	NSA	Positions			Partials			Difference		Speed								
			Pos.	Time	Rank	Pos.	Time	Rank	Time	Dist(m)	Pos.	km/h	Rank						
12	PARIS Dominik  Nordica	ITA	Run1:	Int1:	17.24	(8)	I1-I2:	28.49	(7)	0.18	0.66	20.63	Sp1:	106.20	(15)				
				Int2:	45.73	(7)							I2-I3:	29.71	(3)	0.70	Sp2:	72.40	(15)
				Int3:	1:15.44	(5)							I3-I4:	11.53	(1)	0.65	Sp3:	110.17	(21)
				Int4:	1:26.97	(3)							I4-Fin:	17.43	(13)	0.74	Avg.:	146.97	(1)
				Fin:	1:44.40	(3)													
			Run2:	Int1:	9.58	(13)	I1-I2:	11.56	(29)	0.32	1.18	2.28	2.99						
				Int2:	21.14	(19)								I2-I3:	16.46	(19)			
				Int3:	37.60	(17)								I3-Fin:	14.47	(13)	2.99		
				Fin:	52.07	(16)													
			Total:	Int1:	1:53.98	(4)					0.01	0.07	0.47	1.18					
				Int2:	2:05.54	(2)													
				Int3:	2:22.00	(3)													
				Fin:	2:36.47	(5)													
			13	MERMILLOD BLONDIN T.  Rossignol	FRA	Run1:	Int1:	17.39	(30)	I1-I2:	28.77	(20)	0.33	1.09	69.60	Sp1:	105.10	(31)	
							Int2:	46.16	(21)							I2-I3:	30.34	(32)	1.76
Int3:	1:16.50	(25)					I3-I4:	12.10	(51)							2.28	Sp3:	110.02	(24)
Int4:	1:28.60	(31)					I4-Fin:	17.60	(21)							2.54	Avg.:	142.19	(43)
Fin:	1:46.20	(26)																	
Run2:	Int1:	9.54				(11)	I1-I2:	11.29	(14)	0.28	0.87	1.70	2.31						
	Int2:	20.83				(8)								I2-I3:	16.19	(12)			
	Int3:	37.02				(9)								I3-Fin:	14.37	(9)	2.31		
	Fin:	51.39				(7)													
Total:	Int1:	1:55.74				(27)					1.77	1.56	1.69	2.30					
	Int2:	2:07.03				(20)													
	Int3:	2:23.22				(16)													
	Fin:	2:37.59				(13)													
14	GISIN Marc  Rossignol	SUI				Run1:	Int1:	17.34	(21)	I1-I2:	28.48	(6)	0.28	0.75	31.65	Sp1:	106.50	(13)	
							Int2:	45.82	(9)							I2-I3:	29.78	(6)	0.86
			Int3:	1:15.60	(7)		I3-I4:	11.77	(19)							1.05	Sp3:	110.32	(17)
			Int4:	1:27.37	(7)		I4-Fin:	17.43	(13)							1.14	Avg.:	145.54	(6)
			Fin:	1:44.80	(9)														
			Run2:	Int1:	9.52	(10)	I1-I2:			0.26									
				Int2:										I2-I3:					
				Int3:										I3-Fin:					
				Fin:	DNF														
			Total:	Int1:															
				Int2:															
				Int3:															
				Fin:	DNF														
			15	JANSRUD Kjetil  Head	NOR	Run1:	Int1:	17.14	(4)	I1-I2:	28.46	(5)	0.08	0.53	29.73	Sp1:	107.00	(9)	
							Int2:	45.60	(4)							I2-I3:	29.91	(11)	0.77
Int3:	1:15.51	(6)					I3-I4:	11.82	(26)							1.01	Sp3:	111.55	(7)
Int4:	1:27.33	(6)					I4-Fin:	17.40	(10)							1.07	Avg.:	143.97	(18)
Fin:	1:44.73	(7)																	
Run2:	Int1:	9.48				(8)	I1-I2:	11.26	(11)	0.22	0.78	1.76	2.64						
	Int2:	20.74				(6)								I2-I3:	16.34	(14)			
	Int3:	37.08				(10)								I3-Fin:	14.64	(22)	2.64		
	Fin:	51.72				(11)													
Total:	Int1:	1:54.21				(5)					0.24	0.00	0.28	1.16					
	Int2:	2:05.47				(1)													
	Int3:	2:21.81				(2)													
	Fin:	2:36.45				(4)													

Number of Competitors: 67

Bib	Name Ski	NSA	Positions			Partials			Difference		Speed		
			Pos.	Time	Rank	Pos.	Time	Rank	Time	Dist(m)	Pos.	km/h	Rank
16	<b>MUFFAT-JEANDET Victor</b> Salomon	FRA	Run1:	Int1:	17.41 (34)	I1-I2:	28.85 (27)		0.35	69.87	Sp1:	103.20 (51)	
				Int2:	46.26 (26)		I2-I3:		1.19		Sp2:	72.80 (13)	
				Int3:	1:16.29 (17)		I3-I4:		1.55		Sp3:	110.28 (18)	
				Int4:	1:28.50 (25)		I4-Fin:		2.18		Sp4:	143.29 (28)	
				Fin:	1:46.21 (27)				2.55		Avg.:	98.63	
			Run2:	Int1:	9.26 (1)	I1-I2:	10.70 (1)		0.00				
				Int2:	19.96 (1)		I2-I3:		0.00				
				Int3:	35.32 (1)		I3-Fin:		0.00				
				Fin:	49.08 (1)				0.00				
			Total:	Int1:	1:55.47 (20)				1.50				
				Int2:	2:06.17 (8)				0.70				
				Int3:	2:21.53 (1)				0.00				
				Fin:	2:35.29 (1)				0.00				
17	<b>BAUMANN Romed</b> Salomon	AUT	Run1:	Int1:	17.09 (3)	I1-I2:	28.60 (9)		0.03	43.14	Sp1:	107.60 (2)	
				Int2:	45.69 (6)		I2-I3:		0.62		Sp2:	68.50 (45)	
				Int3:	1:15.82 (10)		I3-I4:		1.08		Sp3:	110.03 (23)	
				Int4:	1:27.54 (11)		I4-Fin:		1.22		Sp4:	144.47 (12)	
				Fin:	1:45.22 (14)				1.56		Avg.:	99.56	
			Run2:	Int1:	9.60 (14)	I1-I2:	11.90 (42)		0.34				
				Int2:	21.50 (35)		I2-I3:		1.54				
				Int3:	38.03 (29)		I3-Fin:		2.71				
				Fin:	52.45 (20)				3.37				
			Total:	Int1:	1:54.82 (10)				0.85				
				Int2:	2:06.72 (16)				1.25				
				Int3:	2:23.25 (17)				1.72				
				Fin:	2:37.67 (15)				2.38				
18	<b>BENNETT Bryce</b> Fischer	USA	Run1:	Int1:	17.26 (10)	I1-I2:	28.67 (11)		0.20	39.60	Sp1:	103.60 (48)	
				Int2:	45.93 (12)		I2-I3:		0.86		Sp2:	73.10 (10)	
				Int3:	1:15.75 (8)		I3-I4:		1.01		Sp3:	111.93 (3)	
				Int4:	1:27.45 (9)		I4-Fin:		1.13		Sp4:	145.11 (8)	
				Fin:	1:45.09 (11)				1.43		Avg.:	99.69	
			Run2:	Int1:	9.77 (24)	I1-I2:	11.47 (23)		0.51				
				Int2:	21.24 (25)		I2-I3:		1.28				
				Int3:	37.36 (15)		I3-Fin:		2.04				
				Fin:	51.65 (9)				2.57				
			Total:	Int1:	1:54.86 (13)				0.89				
				Int2:	2:06.33 (9)				0.86				
				Int3:	2:22.45 (9)				0.92				
				Fin:	2:36.74 (9)				1.45				
19	<b>DRESSEN Thomas</b> Rossignol	GER	Run1:	Int1:	17.32 (17)	I1-I2:	28.75 (16)		0.26	61.82	Sp1:	106.10 (16)	
				Int2:	46.07 (17)		I2-I3:		1.00		Sp2:	71.20 (27)	
				Int3:	1:16.60 (28)		I3-I4:		1.86		Sp3:	109.27 (34)	
				Int4:	1:28.30 (22)		I4-Fin:		1.98		Sp4:	143.60 (21)	
				Fin:	1:45.91 (23)				2.25		Avg.:	98.91	
			Run2:	Int1:	9.50 (9)	I1-I2:	11.33 (16)		0.24				
				Int2:	20.83 (8)		I2-I3:		0.87				
				Int3:	36.92 (6)		I3-Fin:		1.60				
				Fin:	51.73 (12)				2.65				
			Total:	Int1:	1:55.41 (17)				1.44				
				Int2:	2:06.74 (17)				1.27				
				Int3:	2:22.83 (13)				1.30				
				Fin:	2:37.64 (14)				2.35				

Number of Competitors: 67

Bib	Name Ski	NSA	Positions			Partials			Difference		Speed		
			Pos.	Time	Rank	Pos.	Time	Rank	Time	Dist(m)	Pos.	km/h	Rank
20	KRIECHMAYR Vincent Fischer	AUT	Run1:	Int1:	17.22 (6)	I1-I2:	27.85 (1)		0.16		Sp1:	106.00 (17)	
				Int2:	45.07 (1)		I2-I3:	29.67 (2)	0.00			Sp2:	76.30 (1)
				Int3:	1:14.74 (1)		I3-I4:	11.58 (2)	0.00			Sp3:	111.62 (6)
				Int4:	1:26.32 (1)		I4-Fin:	17.34 (5)	0.00			Sp4:	145.27 (7)
				Fin:	1:43.66 (1)				0.00	0.00		Avg.:	101.06
			Run2:	Int1:	9.61 (15)	I1-I2:			0.35				
				Int2:			I2-I3:						
				Int3:			I3-Fin:						
				Fin:	DNF								
			Total:	Int1:									
				Int2:									
				Int3:									
				Fin:	DNF								
21	KRYZL Krystof Fischer	CZE	Run1:	Int1:	17.50 (42)	I1-I2:	30.13 (60)		0.44		Sp1:	104.00 (43)	
				Int2:	47.63 (61)		I2-I3:	30.40 (39)	2.56			Sp2:	69.60 (36)
				Int3:	1:18.03 (54)		I3-I4:	11.98 (43)	3.29			Sp3:	112.57 (2)
				Int4:	1:30.01 (53)		I4-Fin:	17.91 (45)	3.69			Sp4:	142.81 (35)
				Fin:	1:47.92 (52)				4.26	114.87		Avg.:	97.07
			Run2:	Int1:	9.85 (36)	I1-I2:	11.70 (35)		0.59				
				Int2:	21.55 (36)		I2-I3:	17.09 (39)	1.59				
				Int3:	38.64 (37)		I3-Fin:	14.58 (19)	3.32				
				Fin:	53.22 (32)				4.14				
			Total:	Int1:	1:57.77 (42)				3.80				
				Int2:	2:09.47 (38)				4.00				
				Int3:	2:26.56 (40)				5.03				
				Fin:	2:41.14 (34)				5.85				
22	THOMPSON Broderick Head	CAN	Run1:	Int1:	17.30 (15)	I1-I2:	28.88 (28)		0.24		Sp1:	107.20 (6)	
				Int2:	46.18 (22)		I2-I3:	30.28 (28)	1.11			Sp2:	67.90 (51)
				Int3:	1:16.46 (22)		I3-I4:	12.06 (48)	1.72			Sp3:	109.21 (36)
				Int4:	1:28.52 (26)		I4-Fin:	17.67 (26)	2.20			Sp4:	141.72 (46)
				Fin:	1:46.19 (25)				2.53	69.33		Avg.:	98.65
			Run2:	Int1:	9.88 (39)	I1-I2:	10.88 (2)		0.62				
				Int2:	20.76 (7)		I2-I3:	16.44 (18)	0.80				
				Int3:	37.20 (13)		I3-Fin:	14.47 (13)	1.88				
				Fin:	51.67 (10)				2.59				
			Total:	Int1:	1:56.07 (29)				2.10				
				Int2:	2:06.95 (18)				1.48				
				Int3:	2:23.39 (19)				1.86				
				Fin:	2:37.86 (17)				2.57				
23	BARANDUN Gian Luca Salomon	SUI	Run1:	Int1:	17.42 (36)	I1-I2:	28.98 (30)		0.36		Sp1:	106.60 (12)	
				Int2:	46.40 (30)		I2-I3:	29.98 (13)	1.33			Sp2:	69.50 (38)
				Int3:	1:16.38 (19)		I3-I4:	11.68 (5)	1.64			Sp3:	108.74 (45)
				Int4:	1:28.06 (17)		I4-Fin:	17.41 (11)	1.74			Sp4:	142.71 (38)
				Fin:	1:45.47 (16)				1.81	49.94		Avg.:	99.33
			Run2:	Int1:	9.84 (34)	I1-I2:			0.58				
				Int2:			I2-I3:						
				Int3:			I3-Fin:						
				Fin:	DNF								
			Total:	Int1:									
				Int2:									
				Int3:									
				Fin:	DNF								

Number of Competitors: 67

Bib	Name Ski	NSA	Positions			Partials			Difference		Speed		
			Pos.	Time	Rank	Pos.	Time	Rank	Time	Dist(m)	Pos.	km/h	Rank
24	COCHRAN-SIEGLE Ryan Rossignol	USA	Run1:	Int1: 17.39 (30) Int2: 46.10 (19) Int3: 1:15.94 (14) Int4: 1:27.67 (14) Fin: 1:45.04 (10)		I1-I2: 28.71 (15) I2-I3: 29.84 (8) I3-I4: 11.73 (12) I4-Fin: 17.37 (7)			0.33 1.03 1.20 1.35 1.38	38.23	Sp1: 104.20 (41) Sp2: 72.60 (14) Sp3: 110.40 (15) Sp4: 145.70 (3) Avg.: 99.73		
			Run2:	Int1: 9.68 (21) Int2: 21.07 (13) Int3: 37.93 (25) Fin: 52.84 (27)		I1-I2: 11.39 (20) I2-I3: 16.86 (34) I3-Fin: 14.91 (33)			0.42 1.11 2.61 3.76				
			Total:	Int1: 1:54.72 (9) Int2: 2:06.11 (6) Int3: 2:22.97 (14) Fin: 2:37.88 (18)					0.75 0.64 1.44 2.59				
25	GOLDBERG Jared Head	USA	Run1:	Int1: 17.29 (12) Int2: 46.12 (20) Int3: 1:15.88 (12) Int4: 1:27.64 (13) Fin: 1:45.16 (12)		I1-I2: 28.83 (25) I2-I3: 29.76 (4) I3-I4: 11.76 (17) I4-Fin: 17.52 (17)			0.23 1.05 1.14 1.32 1.50	41.51	Sp1: 106.70 (11) Sp2: 68.70 (43) Sp3: 110.00 (25) Sp4: 145.69 (4) Avg.: 99.62		
			Run2:	Int1: 9.69 (22) Int2: 21.29 (27) Int3: 37.98 (26) Fin: 52.77 (23)		I1-I2: 11.60 (30) I2-I3: 16.69 (27) I3-Fin: 14.79 (26)			0.43 1.33 2.66 3.69				
			Total:	Int1: 1:54.85 (12) Int2: 2:06.45 (11) Int3: 2:23.14 (15) Fin: 2:37.93 (19)					0.88 0.98 1.61 2.64				
26	ZRNCIC DIM Natko Atomic	CRO	Run1:	Int1: 17.41 (34) Int2: 47.02 (49) Int3: 1:17.75 (51) Int4: 1:30.18 (55) Fin: 1:48.15 (55)		I1-I2: 29.61 (51) I2-I3: 30.73 (53) I3-I4: 12.43 (63) I4-Fin: 17.97 (50)			0.35 1.95 3.01 3.86 4.49	120.81	Sp1: 101.80 (62) Sp2: 68.50 (45) Sp3: 108.60 (48) Sp4: 137.53 (63) Avg.: 96.87		
			Run2:	Int1: 9.78 (26) Int2: 21.26 (26) Int3: 38.00 (27) Fin: 52.78 (25)		I1-I2: 11.48 (24) I2-I3: 16.74 (28) I3-Fin: 14.78 (25)			0.52 1.30 2.68 3.70				
			Total:	Int1: 1:57.93 (46) Int2: 2:09.41 (37) Int3: 2:26.15 (35) Fin: 2:40.93 (33)					3.96 3.94 4.62 5.64				
27	WEBER Ralph Head	SUI	Run1:	Int1: 17.34 (21) Int2: 46.39 (29) Int3: 1:16.91 (39) Int4: 1:28.88 (40) Fin: 1:46.67 (41)		I1-I2: 29.05 (33) I2-I3: 30.52 (46) I3-I4: 11.97 (42) I4-Fin: 17.79 (37)			0.28 1.32 2.17 2.56 3.01	82.11	Sp1: 105.90 (19) Sp2: 73.00 (11) Sp3: 111.78 (4) Sp4: 142.63 (39) Avg.: 98.21		
			Run2:	Int1: 10.22 (52) Int2: 21.96 (42) Int3: 39.22 (43) Fin: 54.64 (40)		I1-I2: 11.74 (37) I2-I3: 17.26 (40) I3-Fin: 15.42 (38)			0.96 2.00 3.90 5.56				
			Total:	Int1: 1:56.89 (38) Int2: 2:08.63 (33) Int3: 2:25.89 (34) Fin: 2:41.31 (37)					2.92 3.16 4.36 6.02				

Number of Competitors: 67

Bib	Name Ski	NSA	Positions			Partials			Difference		Speed					
			Pos.	Time	Rank	Pos.	Time	Rank	Time	Dist(m)	Pos.	km/h	Rank			
28	INNERHOFER Christof Rossignol	ITA	Run1:	Int1:	17.24	(8)	I1-I2:	28.19	(3)	0.18	23.39	Sp1:	105.50	(24)		
				Int2:	45.43	(2)		I2-I3:	29.77	(5)		0.36	Sp2:	74.00	(7)	
				Int3:	1:15.20	(3)		I3-I4:	11.83	(28)		0.46	Sp3:	110.19	(20)	
				Int4:	1:27.03	(4)		I4-Fin:	17.47	(16)		0.71	Sp4:	144.47	(12)	
				Fin:	1:44.50	(5)						0.84	Avg.:	100.25		
			Run2:	Int1:	9.34	(3)	I1-I2:			0.08	I2-I3:		I3-Fin:			
				Int2:												
				Int3:												
				Fin:	DNF											
			Total:	Int1:												
				Int2:												
				Int3:												
				Fin:	DNF											
29	THEAUX Adrien Head	FRA	Run1:	Int1:			I1-I2:					Sp1:				
				Int2:				I2-I3:				Sp2:				
				Int3:				I3-I4:				Sp3:				
				Int4:				I4-Fin:				Sp4:				
				Fin:	DNS							Avg.:				
			Run2:	Int1:			I1-I2:				I2-I3:		I3-Fin:			
				Int2:												
				Int3:												
				Fin:	DNS											
			Total:	Int1:												
				Int2:												
				Int3:												
				Fin:	DNS											
30	TONETTI Riccardo Voelkl	ITA	Run1:	Int1:	17.64	(56)	I1-I2:	29.11	(37)	0.58	94.78	Sp1:	103.50	(50)		
				Int2:	46.75	(47)		I2-I3:	30.49	(43)		1.68	Sp2:	71.40	(23)	
				Int3:	1:17.24	(46)		I3-I4:	12.04	(46)		2.50	Sp3:	109.06	(37)	
				Int4:	1:29.28	(45)		I4-Fin:	17.87	(44)		2.96	Sp4:	139.71	(58)	
				Fin:	1:47.15	(45)						3.49	Avg.:	97.77		
			Run2:	Int1:	9.65	(19)	I1-I2:	11.24	(10)	0.39		I2-I3:		I3-Fin:		
				Int2:	20.89	(10)		I2-I3:	16.39	(16)						0.93
				Int3:	37.28	(14)		I3-Fin:	14.53	(17)						1.96
				Fin:	51.81	(13)										2.73
			Total:	Int1:	1:56.80	(37)										
				Int2:	2:08.04	(28)									2.83	
				Int3:	2:24.43	(26)									2.57	
				Fin:	2:38.96	(22)									2.90	
31	REICHELT Hannes Salomon	AUT	Run1:	Int1:	17.47	(39)	I1-I2:	28.18	(2)	0.41	16.47	Sp1:	107.50	(4)		
				Int2:	45.65	(5)		I2-I3:	29.51	(1)		0.58	Sp2:	74.60	(3)	
				Int3:	1:15.16	(2)		I3-I4:	11.71	(9)		0.42	Sp3:	112.95	(1)	
				Int4:	1:26.87	(2)		I4-Fin:	17.38	(8)		0.55	Sp4:	146.81	(2)	
				Fin:	1:44.25	(2)						0.59	Avg.:	100.49		
			Run2:	Int1:			I1-I2:				I2-I3:		I3-Fin:			
				Int2:												
				Int3:												
				Fin:	DNF											
			Total:	Int1:												
				Int2:												
				Int3:												
				Fin:	DNF											

Number of Competitors: 67

Bib	Name Ski	NSA	Positions			Partials			Difference		Speed		
			Pos.	Time	Rank	Pos.	Time	Rank	Time	Dist(m)	Pos.	km/h	Rank
32	LIGETY Ted Head	USA	Run1:	Int1: 17.65 (57) Int2: 46.67 (41) Int3: 1:16.82 (34) Int4: 1:28.78 (35) Fin: 1:46.34 (31)		I1-I2: 29.02 (31) I2-I3: 30.15 (23) I3-I4: 11.96 (39) I4-Fin: 17.56 (19)			0.59 1.60 2.08 2.46 2.68	73.34	Sp1: 106.50 (13) Sp2: 71.40 (23) Sp3: 107.07 (57) Sp4: 142.95 (33) Avg.: 98.51		
			Run2:	Int1: 9.33 (2) Int2: 21.08 (15) Int3: 37.10 (11) Fin: 51.12 (5)		I1-I2: 11.75 (38) I2-I3: 16.02 (7) I3-Fin: 14.02 (3)			0.07 1.12 1.78 2.04				
			Total:	Int1: 1:55.67 (26) Int2: 2:07.42 (25) Int3: 2:23.44 (21) Fin: 2:37.46 (11)					1.70 1.95 1.91 2.17				
33	WINDINGSTAD Rasmus Rossignol	NOR	Run1:	Int1: 17.37 (27) Int2: 46.45 (32) Int3: 1:16.82 (34) Int4: 1:28.98 (42) Fin: 1:47.08 (44)		I1-I2: 29.08 (35) I2-I3: 30.37 (36) I3-I4: 12.16 (54) I4-Fin: 18.10 (56)			0.31 1.38 2.08 2.66 3.42	92.94	Sp1: 102.00 (61) Sp2: 71.40 (23) Sp3: 110.87 (10) Sp4: 143.41 (25) Avg.: 97.83		
			Run2:	Int1: 9.62 (16) Int2: 21.34 (29) Int3: 37.76 (22) Fin: 54.45 (38)		I1-I2: 11.72 (36) I2-I3: 16.42 (17) I3-Fin: 16.69 (42)			0.36 1.38 2.44 5.37				
			Total:	Int1: 1:56.70 (35) Int2: 2:08.42 (31) Int3: 2:24.84 (29) Fin: 2:41.53 (39)					2.73 2.95 3.31 6.24				
34	NETELAND Bjoernar Head	NOR	Run1:	Int1: 17.50 (42) Int2: 46.97 (48) Int3: 1:17.45 (48) Int4: 1:29.41 (47) Fin: 1:47.20 (47)		I1-I2: 29.47 (48) I2-I3: 30.48 (42) I3-I4: 11.96 (39) I4-Fin: 17.79 (37)			0.44 1.90 2.71 3.09 3.54	96.10	Sp1: 100.10 (65) Sp2: 67.60 (52) Sp3: 110.20 (19) Sp4: 142.08 (45) Avg.: 97.72		
			Run2:	Int1: 9.87 (38) Int2: 21.13 (18) Int3: 37.47 (16) Fin: 52.28 (18)		I1-I2: 11.26 (11) I2-I3: 16.34 (14) I3-Fin: 14.81 (28)			0.61 1.17 2.15 3.20				
			Total:	Int1: 1:57.07 (39) Int2: 2:08.33 (30) Int3: 2:24.67 (28) Fin: 2:39.48 (23)					3.10 2.86 3.14 4.19				
35	ROGENTIN Stefan Stoeckli	SUI	Run1:	Int1: 17.07 (2) Int2: 46.25 (25) Int3: 1:16.50 (25) Int4: 1:28.41 (24) Fin: 1:46.24 (28)		I1-I2: 29.18 (41) I2-I3: 30.25 (27) I3-I4: 11.91 (34) I4-Fin: 17.83 (41)			0.01 1.18 1.76 2.09 2.58	70.67	Sp1: 98.30 (66) Sp2: 70.60 (29) Sp3: 110.09 (22) Sp4: 142.17 (44) Avg.: 98.61		
			Run2:	Int1: 9.40 (6) Int2: 20.39 (3) Int3: 35.92 (2) Fin: DNF		I1-I2: 10.99 (5) I2-I3: 15.53 (2) I3-Fin:			0.14 0.43 0.60				
			Total:	Int1: Int2: Int3: Fin: DNF									

Number of Competitors: 67

Bib	Name Ski	NSA	Positions			Partials			Difference		Speed		
			Pos.	Time	Rank	Pos.	Time	Rank	Time	Dist(m)	Pos.	km/h	Rank
36	ROULIN Gilles Head	SUI	Run1:	Int1: 17.61 (53) Int2: 46.37 (28) Int3: 1:16.47 (23) Int4: 1:28.28 (21) Fin: 1:45.82 (21)		I1-I2: 28.76 (19) I2-I3: 30.10 (19) I3-I4: 11.81 (25) I4-Fin: 17.54 (18)			0.55 1.30 1.73 1.96 2.16	59.40	Sp1: 105.20 (27) Sp2: 70.90 (28) Sp3: 108.75 (44) Sp4: 143.08 (31) Avg.: 99.00		
			Run2:	Int1: Int2: Int3: Fin: DNF		I1-I2: I2-I3: I3-Fin:							
			Total:	Int1: Int2: Int3: Fin: DNF									
37	TRIKHICHEV Pavel Rossignol	RUS	Run1:	Int1: 17.54 (49) Int2: 46.19 (23) Int3: 1:16.70 (30) Int4: 1:28.55 (27) Fin: 1:46.25 (29)		I1-I2: 28.65 (10) I2-I3: 30.51 (45) I3-I4: 11.85 (30) I4-Fin: 17.70 (29)			0.48 1.12 1.96 2.23 2.59	70.94	Sp1: 106.00 (17) Sp2: 72.00 (18) Sp3: 109.72 (29) Sp4: 141.65 (47) Avg.: 98.60		
			Run2:	Int1: 9.34 (3) Int2: 20.22 (2) Int3: 36.13 (3) Fin: 50.00 (2)		I1-I2: 10.88 (2) I2-I3: 15.91 (3) I3-Fin: 13.87 (2)			0.08 0.26 0.81 0.92				
			Total:	Int1: 1:55.59 (23) Int2: 2:06.47 (12) Int3: 2:22.38 (8) Fin: 2:36.25 (2)					1.62 1.00 0.85 0.96				
38	RODES Istok Atomic	CRO	Run1:	Int1: 17.66 (59) Int2: 47.14 (51) Int3: 1:18.30 (58) Int4: 1:30.64 (60) Fin: 1:48.95 (59)		I1-I2: 29.48 (49) I2-I3: 31.16 (61) I3-I4: 12.34 (60) I4-Fin: 18.31 (61)			0.60 2.07 3.56 4.32 5.29	141.29	Sp1: 102.20 (58) Sp2: 71.60 (19) Sp3: 110.82 (12) Sp4: 138.84 (61) Avg.: 96.15		
			Run2:	Int1: 9.83 (31) Int2: 21.19 (23) Int3: 37.78 (24) Fin: 52.53 (21)		I1-I2: 11.36 (18) I2-I3: 16.59 (24) I3-Fin: 14.75 (24)			0.57 1.23 2.46 3.45				
			Total:	Int1: 1:58.78 (51) Int2: 2:10.14 (43) Int3: 2:26.73 (42) Fin: 2:41.48 (38)					4.81 4.67 5.20 6.19				
39	BERNDT Ondrej Atomic	CZE	Run1:	Int1: 17.71 (62) Int2: 47.32 (54) Int3: 1:18.02 (53) Int4: 1:29.95 (52) Fin: 1:47.94 (53)		I1-I2: 29.61 (51) I2-I3: 30.70 (52) I3-I4: 11.93 (36) I4-Fin: 17.99 (51)			0.65 2.25 3.28 3.63 4.28	115.39	Sp1: 104.80 (35) Sp2: 68.60 (44) Sp3: 108.06 (50) Sp4: 140.46 (54) Avg.: 97.05		
			Run2:	Int1: 9.89 (40) Int2: 21.88 (41) Int3: 38.40 (34) Fin: 52.77 (23)		I1-I2: 11.99 (43) I2-I3: 16.52 (20) I3-Fin: 14.37 (9)			0.63 1.92 3.08 3.69				
			Total:	Int1: 1:57.83 (44) Int2: 2:09.82 (41) Int3: 2:26.34 (37) Fin: 2:40.71 (30)					3.86 4.35 4.81 5.42				

Number of Competitors: 67

Bib	Name Ski	NSA	Positions			Partials			Difference		Speed		
			Pos.	Time	Rank	Pos.	Time	Rank	Time	Dist(m)	Pos.	km/h	Rank
40	VUKICEVIC Marko Fischer	SRB	Run1:	Int1: 17.59 (52) Int2: 46.74 (45) Int3: 1:17.19 (45) Int4: 1:29.09 (44) Fin: 1:47.18 (46)		I1-I2: 29.15 (39) I2-I3: 30.45 (41) I3-I4: 11.90 (33) I4-Fin: 18.09 (55)			0.53 1.67 2.45 2.77 3.52	95.57	Sp1: 105.10 (31) Sp2: 70.30 (32) Sp3: 109.02 (39) Sp4: 144.18 (16) Avg.: 97.74		
			Run2:	Int1: 10.25 (53) Int2: Int3: Fin: DNF		I1-I2: I2-I3: I3-Fin:			0.99				
			Total:	Int1: Int2: Int3: Fin: DNF									
41	HROBAT Miha Atomic	SLO	Run1:	Int1: 17.32 (17) Int2: 46.02 (13) Int3: 1:16.61 (29) Int4: 1:28.68 (33) Fin: 1:46.51 (34)		I1-I2: 28.70 (14) I2-I3: 30.59 (48) I3-I4: 12.07 (49) I4-Fin: 17.83 (41)			0.26 0.95 1.87 2.36 2.85	77.87	Sp1: 104.70 (38) Sp2: 71.60 (19) Sp3: 108.39 (49) Sp4: 141.09 (50) Avg.: 98.36		
			Run2:	Int1: 9.86 (37) Int2: 21.46 (33) Int3: 39.12 (42) Fin: 53.99 (35)		I1-I2: 11.60 (30) I2-I3: 17.66 (42) I3-Fin: 14.87 (30)			0.60 1.50 3.80 4.91				
			Total:	Int1: 1:56.37 (32) Int2: 2:07.97 (27) Int3: 2:25.63 (32) Fin: 2:40.50 (28)					2.40 2.50 4.10 5.21				
42	ROMAR Andreas Head	FIN	Run1:	Int1: 17.29 (12) Int2: 46.04 (15) Int3: 1:16.45 (21) Int4: 1:28.24 (20) Fin: 1:45.54 (18)		I1-I2: 28.75 (16) I2-I3: 30.41 (40) I3-I4: 11.79 (23) I4-Fin: 17.30 (3)			0.23 0.97 1.71 1.92 1.88	51.84	Sp1: 105.00 (34) Sp2: 71.60 (19) Sp3: 109.94 (26) Sp4: 142.29 (41) Avg.: 99.26		
			Run2:	Int1: 10.01 (46) Int2: 21.62 (38) Int3: 38.67 (38) Fin: 54.04 (36)		I1-I2: 11.61 (32) I2-I3: 17.05 (38) I3-Fin: 15.37 (36)			0.75 1.66 3.35 4.96				
			Total:	Int1: 1:55.55 (21) Int2: 2:07.16 (22) Int3: 2:24.21 (24) Fin: 2:39.58 (25)					1.58 1.69 2.68 4.29				
43	GIEZENDANNER Blaise Head	FRA	Run1:	Int1: 17.56 (50) Int2: 46.72 (44) Int3: 1:17.07 (42) Int4: 1:28.82 (38) Fin: 1:46.55 (37)		I1-I2: 29.16 (40) I2-I3: 30.35 (34) I3-I4: 11.75 (15) I4-Fin: 17.73 (33)			0.50 1.65 2.33 2.50 2.89	78.93	Sp1: 105.60 (22) Sp2: 69.60 (36) Sp3: 110.59 (13) Sp4: 142.96 (32) Avg.: 98.32		
			Run2:	Int1: 9.84 (34) Int2: Int3: Fin: DNF		I1-I2: I2-I3: I3-Fin:			0.58				
			Total:	Int1: Int2: Int3: Fin: DNF									

Number of Competitors: 67

Bib	Name Ski	NSA	Positions			Partials			Difference		Speed		
			Pos.	Time	Rank	Pos.	Time	Rank	Time	Dist(m)	Pos.	km/h	Rank
44	WEISEL Kipling Stoeckli	USA	Run1:	Int1: 17.46 (37) Int2: 47.62 (60) Int3: 1:18.43 (60) Int4: 1:30.60 (59) Fin: 1:49.36 (61)		I1-I2: 30.16 (61) I2-I3: 30.81 (55) I3-I4: 12.17 (55) I4-Fin: 18.76 (63)			0.40 2.55 3.69 4.28 5.70	151.67	Sp1: 102.50 (55) Sp2: 65.00 (58) Sp3: 107.96 (52) Sp4: 140.50 (53) Avg.: 95.79		
			Run2:	Int1: 9.83 (31) Int2: Int3: Fin: DNF		I1-I2: I2-I3: I3-Fin:			0.57				
			Total:	Int1: Int2: Int3: Fin: DNF									
45	SAUGESTAD Stian Head	NOR	Run1:	Int1: 17.38 (28) Int2: Int3: Int4: Fin: DNF		I1-I2: I2-I3: I3-I4: I4-Fin:			0.32		Sp1: 108.50 (1) Sp2: 41.70 (65) Sp3: Sp4: Avg.:		
			Run2:	Int1: Int2: Int3: Fin: DNF		I1-I2: I2-I3: I3-Fin:							
			Total:	Int1: Int2: Int3: Fin: DNF									
46	SCHWARZ Marco Atomic	AUT	Run1:	Int1: 17.62 (55) Int2: 46.74 (45) Int3: 1:17.08 (43) Int4: 1:29.04 (43) Fin: 1:46.63 (40)		I1-I2: 29.12 (38) I2-I3: 30.34 (32) I3-I4: 11.96 (39) I4-Fin: 17.59 (20)			0.56 1.67 2.34 2.72 2.97	81.05	Sp1: 107.20 (6) Sp2: 69.00 (41) Sp3: 109.44 (31) Sp4: 142.41 (40) Avg.: 98.25		
			Run2:	Int1: 9.66 (20) Int2: 20.69 (5) Int3: 36.76 (5) Fin: 50.87 (4)		I1-I2: 11.03 (6) I2-I3: 16.07 (9) I3-Fin: 14.11 (4)			0.40 0.73 1.44 1.79				
			Total:	Int1: 1:56.29 (31) Int2: 2:07.32 (23) Int3: 2:23.39 (19) Fin: 2:37.50 (12)					2.32 1.85 1.86 2.21				
47	DUFFY Drew	USA	Run1:	Int1: 17.72 (63) Int2: 47.39 (57) Int3: 1:18.14 (55) Int4: 1:30.07 (54) Fin: 1:48.23 (56)		I1-I2: 29.67 (54) I2-I3: 30.75 (54) I3-I4: 11.93 (36) I4-Fin: 18.16 (58)			0.66 2.32 3.40 3.75 4.57	122.87	Sp1: 104.80 (35) Sp2: 63.60 (61) Sp3: 107.06 (58) Sp4: 140.55 (52) Avg.: 96.79		
			Run2:	Int1: 9.83 (31) Int2: 21.36 (30) Int3: 38.14 (30) Fin: 53.31 (33)		I1-I2: 11.53 (26) I2-I3: 16.78 (31) I3-Fin: 15.17 (35)			0.57 1.40 2.82 4.23				
			Total:	Int1: 1:58.06 (47) Int2: 2:09.59 (40) Int3: 2:26.37 (38) Fin: 2:41.54 (40)					4.09 4.12 4.84 6.25				

Number of Competitors: 67

Bib	Name Ski	NSA	Positions			Partials			Difference		Speed		
			Pos.	Time	Rank	Pos.	Time	Rank	Time	Dist(m)	Pos.	km/h	Rank
48	DEBELAK Tilen Stoeckli	SLO	Run1:	Int1: 17.57 (51) Int2: 46.40 (30) Int3: 1:17.28 (47) Int4: 1:29.66 (49) Fin: 1:47.66 (48)		I1-I2: 28.83 (25) I2-I3: 30.88 (56) I3-I4: 12.38 (61) I4-Fin: 18.00 (52)			0.51 1.33 2.54 3.34 4.00	108.12	Sp1: 103.60 (48) Sp2: 74.90 (2) Sp3: 109.05 (38) Sp4: 139.03 (60) Avg.: 97.31		
			Run2:	Int1: 10.13 (48) Int2: 21.68 (39) Int3: 39.05 (40) Fin: 55.03 (41)		I1-I2: 11.55 (28) I2-I3: 17.37 (41) I3-Fin: 15.98 (40)			0.87 1.72 3.73 5.95				
			Total:	Int1: 1:57.79 (43) Int2: 2:09.34 (36) Int3: 2:26.71 (41) Fin: 2:42.69 (41)					3.82 3.87 5.18 7.40				
49	BUZZI Emanuele Head	ITA	Run1:	Int1: 17.46 (37) Int2: 46.28 (27) Int3: 1:16.32 (18) Int4: 1:28.07 (18) Fin: 1:45.84 (22)		I1-I2: 28.82 (24) I2-I3: 30.04 (17) I3-I4: 11.75 (15) I4-Fin: 17.77 (34)			0.40 1.21 1.58 1.75 2.18	59.94	Sp1: 104.70 (38) Sp2: 73.00 (11) Sp3: 110.42 (14) Sp4: 144.33 (15) Avg.: 98.98		
			Run2:	Int1: 9.80 (28) Int2: 21.18 (22) Int3: 37.70 (21) Fin: 52.43 (19)		I1-I2: 11.38 (19) I2-I3: 16.52 (20) I3-Fin: 14.73 (23)			0.54 1.22 2.38 3.35				
			Total:	Int1: 1:55.64 (24) Int2: 2:07.02 (19) Int3: 2:23.54 (22) Fin: 2:38.27 (20)					1.67 1.55 2.01 2.98				
50	SUGAI Ryo Atomic	JPN	Run1:	Int1: 17.53 (46) Int2: 47.35 (56) Int3: 1:18.24 (56) Int4: 1:30.25 (56) Fin: 1:48.10 (54)		I1-I2: 29.82 (59) I2-I3: 30.89 (57) I3-I4: 12.01 (44) I4-Fin: 17.85 (43)			0.47 2.28 3.50 3.93 4.44	119.52	Sp1: 102.30 (56) Sp2: 67.20 (54) Sp3: 107.31 (56) Sp4: 142.80 (36) Avg.: 96.91		
			Run2:	Int1: 9.77 (24) Int2: 21.16 (21) Int3: 37.77 (23) Fin: 52.57 (22)		I1-I2: 11.39 (20) I2-I3: 16.61 (25) I3-Fin: 14.80 (27)			0.51 1.20 2.45 3.49				
			Total:	Int1: 1:57.87 (45) Int2: 2:09.26 (35) Int3: 2:25.87 (33) Fin: 2:40.67 (29)					3.90 3.79 4.34 5.38				
51	ZAMPA Adam Salomon	SVK	Run1:	Int1: 17.61 (53) Int2: 47.21 (52) Int3: 1:18.25 (57) Int4: 1:30.35 (57) Fin: 1:48.37 (57)		I1-I2: 29.60 (50) I2-I3: 31.04 (59) I3-I4: 12.10 (51) I4-Fin: 18.02 (53)			0.55 2.14 3.51 4.03 4.71	126.48	Sp1: 104.20 (41) Sp2: 66.50 (56) Sp3: 104.49 (63) Sp4: 139.94 (57) Avg.: 96.67		
			Run2:	Int1: 9.81 (29) Int2: 21.20 (24) Int3: 38.02 (28) Fin: 52.91 (28)		I1-I2: 11.39 (20) I2-I3: 16.82 (33) I3-Fin: 14.89 (31)			0.55 1.24 2.70 3.83				
			Total:	Int1: 1:58.18 (49) Int2: 2:09.57 (39) Int3: 2:26.39 (39) Fin: 2:41.28 (35)					4.21 4.10 4.86 5.99				

Number of Competitors: 67

Bib	Name Ski	NSA	Positions			Partials			Difference		Speed		
			Pos.	Time	Rank	Pos.	Time	Rank	Time	Dist(m)	Pos.	km/h	Rank
52	FAARUP Christoffer Atomic	DEN	Run1:	Int1: 17.49 (40) Int2: 47.27 (53) Int3: 1:17.65 (49) Int4: 1:29.58 (48) Fin: 1:47.81 (51)		I1-I2: 29.78 (58) I2-I3: 30.38 (38) I3-I4: 11.93 (36) I4-Fin: 18.23 (59)			0.43 2.20 2.91 3.26 4.15	112.02	Sp1: 105.50 (24) Sp2: 61.40 (64) Sp3: 107.35 (55) Sp4: 143.44 (24) Avg.: 97.17		
			Run2:	Int1: 10.27 (54) Int2: 22.34 (45) Int3: DNF Fin: DNF		I1-I2: 12.07 (44) I2-I3: I3-Fin:			1.01 2.38				
			Total:	Int1: Int2: Int3: Fin: DNF									
53	CASSE Mattia Head	ITA	Run1:	Int1: 17.34 (21) Int2: 46.67 (41) Int3: 1:17.17 (44) Int4: 1:28.96 (41) Fin: 1:46.58 (38)		I1-I2: 29.33 (46) I2-I3: 30.50 (44) I3-I4: 11.79 (23) I4-Fin: 17.62 (24)			0.28 1.60 2.43 2.64 2.92	79.73	Sp1: 105.10 (31) Sp2: 68.90 (42) Sp3: 109.65 (30) Sp4: 141.14 (49) Avg.: 98.29		
			Run2:	Int1: Int2: Int3: Fin: DNS		I1-I2: I2-I3: I3-Fin:							
			Total:	Int1: Int2: Int3: Fin: DNS									
54	MONSEN Felix Atomic	SWE	Run1:	Int1: 17.32 (17) Int2: 46.65 (40) Int3: 1:16.76 (31) Int4: 1:28.59 (30) Fin: 1:46.36 (32)		I1-I2: 29.33 (46) I2-I3: 30.11 (20) I3-I4: 11.83 (28) I4-Fin: 17.77 (34)			0.26 1.58 2.02 2.27 2.70	73.87	Sp1: 103.80 (47) Sp2: 68.50 (45) Sp3: 108.98 (41) Sp4: 144.68 (10) Avg.: 98.50		
			Run2:	Int1: 9.63 (18) Int2: 21.38 (31) Int3: 38.30 (32) Fin: 53.20 (31)		I1-I2: 11.75 (38) I2-I3: 16.92 (35) I3-Fin: 14.90 (32)			0.37 1.42 2.98 4.12				
			Total:	Int1: 1:55.99 (28) Int2: 2:07.74 (26) Int3: 2:24.66 (27) Fin: 2:39.56 (24)					2.02 2.27 3.13 4.27				
55	FERSTL Josef Head	GER	Run1:	Int1: 17.32 (17) Int2: 46.59 (36) Int3: 1:16.77 (32) Int4: 1:28.79 (36) Fin: 1:46.48 (33)		I1-I2: 29.27 (44) I2-I3: 30.18 (24) I3-I4: 12.02 (45) I4-Fin: 17.69 (28)			0.26 1.52 2.03 2.47 2.82	77.07	Sp1: 104.00 (43) Sp2: 68.50 (45) Sp3: 108.91 (42) Sp4: 143.41 (25) Avg.: 98.38		
			Run2:	Int1: Int2: Int3: Fin: DNS		I1-I2: I2-I3: I3-Fin:							
			Total:	Int1: Int2: Int3: Fin: DNS									

Number of Competitors: 67

Bib	Name Ski	NSA	Positions			Partials			Difference		Speed		
			Pos.	Time	Rank	Pos.	Time	Rank	Time	Dist(m)	Pos.	km/h	Rank
56	KLINE Bostjan Stoeckli	SLO	Run1:	Int1: 17.38 (28) Int2: 46.59 (36) Int3: 1:16.82 (34) Int4: 1:28.58 (29) Fin: 1:46.54 (36)		I1-I2: 29.21 (42) I2-I3: 30.23 (26) I3-I4: 11.76 (17) I4-Fin: 17.96 (49)			0.32 1.52 2.08 2.26 2.88	78.66	Sp1: 105.80 (20) Sp2: 74.10 (6) Sp3: 109.92 (28) Sp4: 143.36 (27) Avg.: 98.33		
			Run2:	Int1: Int2: Int3: Fin: DNS		I1-I2: I2-I3: I3-Fin:							
			Total:	Int1: Int2: Int3: Fin: DNS									
57	FOSS-SOLEV. Sebastian Voelkl	NOR	Run1:	Int1: 17.70 (61) Int2: 47.40 (58) Int3: 1:18.32 (59) Int4: 1:30.43 (58) Fin: 1:48.46 (58)		I1-I2: 29.70 (57) I2-I3: 30.92 (58) I3-I4: 12.11 (53) I4-Fin: 18.03 (54)			0.64 2.33 3.58 4.11 4.80	128.78	Sp1: 103.00 (53) Sp2: 67.60 (52) Sp3: 111.70 (5) Sp4: 140.33 (55) Avg.: 96.59		
			Run2:	Int1: 10.18 (51) Int2: 21.49 (34) Int3: 38.27 (31) Fin: 52.83 (26)		I1-I2: 11.31 (15) I2-I3: 16.78 (31) I3-Fin: 14.56 (18)			0.92 1.53 2.95 3.75				
			Total:	Int1: 1:58.64 (50) Int2: 2:09.95 (42) Int3: 2:26.73 (42) Fin: 2:41.29 (36)					4.67 4.48 5.20 6.00				
58	FOREJTEK Filip	CZE	Run1:	Int1: 17.65 (57) Int2: 47.34 (55) Int3: 1:18.00 (52) Int4: 1:29.82 (51) Fin: 1:47.76 (50)		I1-I2: 29.69 (55) I2-I3: 30.66 (51) I3-I4: 11.82 (26) I4-Fin: 17.94 (48)			0.59 2.27 3.26 3.50 4.10	110.72	Sp1: 102.70 (54) Sp2: 66.70 (55) Sp3: 106.97 (59) Sp4: 142.29 (41) Avg.: 97.22		
			Run2:	Int1: 9.93 (42) Int2: 21.42 (32) Int3: 38.40 (34) Fin: 53.01 (30)		I1-I2: 11.49 (25) I2-I3: 16.98 (37) I3-Fin: 14.61 (21)			0.67 1.46 3.08 3.93				
			Total:	Int1: 1:57.69 (41) Int2: 2:09.18 (34) Int3: 2:26.16 (36) Fin: 2:40.77 (31)					3.72 3.71 4.63 5.48				
59	READ Jeffrey Atomic	CAN	Run1:	Int1: 17.23 (7) Int2: Int3: Int4: Fin: DNF		I1-I2: I2-I3: I3-I4: I4-Fin:			0.17		Sp1: 107.60 (2) Sp2: Sp3: Sp4: Avg.:		
			Run2:	Int1: Int2: Int3: Fin: DNF		I1-I2: I2-I3: I3-Fin:							
			Total:	Int1: Int2: Int3: Fin: DNF									

Number of Competitors: 67

Bib	Name Ski	NSA	Positions			Partials			Difference		Speed		
			Pos.	Time	Rank	Pos.	Time	Rank	Time	Dist(m)	Pos.	km/h	Rank
60	<b>SEJERSTED Adrian Smiseth</b> Atomic	NOR	Run1:	Int1:	17.36 (26)	I1-I2:	29.31 (45)		0.30		Sp1:	107.30 (5)	
				Int2:	46.67 (41)		I2-I3:	30.37 (36)	1.60		Sp2:	65.00 (58)	
				Int3:	1:17.04 (40)		I3-I4:	11.77 (19)	2.30		Sp3:	108.90 (43)	
				Int4:	1:28.81 (37)		I4-Fin:	17.79 (37)	2.49		Sp4:	143.48 (22)	
				Fin:	1:46.60 (39)				2.94	80.26	Avg.:	98.27	
			Run2:	Int1:	10.14 (49)	I1-I2:	11.83 (41)		0.88				
				Int2:	21.97 (43)		I2-I3:	16.92 (35)	2.01				
				Int3:	38.89 (39)		I3-Fin:	15.39 (37)	3.57				
				Fin:	54.28 (37)				5.20				
				Total:	Int1:	1:56.74 (36)			2.77				
					Int2:	2:08.57 (32)			3.10				
					Int3:	2:25.49 (31)			3.96				
					Fin:	2:40.88 (32)			5.59				
			Run1:	Int1:	17.82 (64)	I1-I2:	29.61 (51)		0.76		Sp1:	102.10 (59)	
				Int2:	47.43 (59)		I2-I3:	31.39 (62)	2.36		Sp2:	68.50 (45)	
				Int3:	1:18.82 (61)		I3-I4:	12.23 (59)	4.08		Sp3:	105.77 (61)	
				Int4:	1:31.05 (61)		I4-Fin:	18.15 (57)	4.73		Sp4:	138.48 (62)	
				Fin:	1:49.20 (60)				5.54	147.63	Avg.:	95.93	
			Run2:	Int1:	9.99 (45)	I1-I2:	12.29 (46)		0.73				
				Int2:	22.28 (44)		I2-I3:		2.32				
				Int3:			I3-Fin:						
				Fin:	DNF								
				Total:	Int1:								
					Int2:								
					Int3:								
					Fin:	DNF							
62	<b>STRIEDINGER Otmar</b> Salomon	AUT	Run1:	Int1:	17.40 (33)	I1-I2:	29.69 (55)		0.34		Sp1:	103.90 (46)	
				Int2:	47.09 (50)		I2-I3:	30.62 (50)	2.02		Sp2:	62.40 (63)	
				Int3:	1:17.71 (50)		I3-I4:	12.08 (50)	2.97		Sp3:	107.90 (53)	
				Int4:	1:29.79 (50)		I4-Fin:	17.93 (46)	3.47		Sp4:	140.18 (56)	
				Fin:	1:47.72 (49)				4.06	109.68	Avg.:	97.25	
			Run2:	Int1:		I1-I2:							
				Int2:			I2-I3:						
				Int3:			I3-Fin:						
				Fin:	DNS								
				Total:	Int1:								
					Int2:								
					Int3:								
					Fin:	DNS							
			Run1:	Int1:	17.83 (65)	I1-I2:	30.27 (63)		0.77		Sp1:	102.30 (56)	
				Int2:	48.10 (63)		I2-I3:	31.08 (60)	3.03		Sp2:	62.90 (62)	
				Int3:	1:19.18 (62)		I3-I4:	12.21 (56)	4.44		Sp3:	106.23 (60)	
				Int4:	1:31.39 (62)		I4-Fin:	18.28 (60)	5.07		Sp4:	140.82 (51)	
				Fin:	1:49.67 (62)				6.01	159.47	Avg.:	95.52	
			Run2:	Int1:		I1-I2:							
				Int2:			I2-I3:						
				Int3:			I3-Fin:						
				Fin:	DNS								
				Total:	Int1:								
					Int2:								
					Int3:								
					Fin:	DNS							
63	<b>PERKO Rok</b> Stoekli	SLO	Run1:	Int1:	17.83 (65)	I1-I2:	30.27 (63)		0.77		Sp1:	102.30 (56)	
				Int2:	48.10 (63)		I2-I3:	31.08 (60)	3.03		Sp2:	62.90 (62)	
				Int3:	1:19.18 (62)		I3-I4:	12.21 (56)	4.44		Sp3:	106.23 (60)	
				Int4:	1:31.39 (62)		I4-Fin:	18.28 (60)	5.07		Sp4:	140.82 (51)	
				Fin:	1:49.67 (62)				6.01	159.47	Avg.:	95.52	
			Run2:	Int1:		I1-I2:							
				Int2:			I2-I3:						
				Int3:			I3-Fin:						
				Fin:	DNS								
				Total:	Int1:								
					Int2:								
					Int3:								
					Fin:	DNS							

Number of Competitors: 67

Bib	Name Ski	NSA	Positions			Partials			Difference		Speed		
			Pos.	Time	Rank	Pos.	Time	Rank	Time	Dist(m)	Pos.	km/h	Rank
64	CAZZANIGA Davide Atomic	ITA	Run1:	Int1:	17.51 (45)	I1-I2:	28.96 (29)		0.45	87.93	Sp1:	105.20 (27)	
				Int2:	46.47 (33)		30.59 (48)		1.40		Sp2:	69.40 (39)	
				Int3:	1:17.06 (41)		12.22 (58)		2.32		Sp3:	107.85 (54)	
				Int4:	1:29.28 (45)		17.61 (22)		2.96		Sp4:	141.20 (48)	
				Fin:	1:46.89 (43)				3.23		Avg.:	98.01	
			Run2:	Int1:		I1-I2:							
				Int2:									
				Int3:									
				Fin:	DNS								
			Total:	Int1:		I2-I3:							
				Int2:									
				Int3:									
				Fin:	DNS								
65	DANILOCHKIN Yuri Atomic	BLR	Run1:	Int1:	17.69 (60)	I1-I2:	30.17 (62)		0.63	171.70	Sp1:	100.90 (63)	
				Int2:	47.86 (62)		31.43 (63)		2.79		Sp2:	66.10 (57)	
				Int3:	1:19.29 (63)		12.40 (62)		4.55		Sp3:	105.08 (62)	
				Int4:	1:31.69 (63)		18.47 (62)		5.37		Sp4:	139.38 (59)	
				Fin:	1:50.16 (63)				6.50		Avg.:	95.10	
			Run2:	Int1:	10.14 (49)	I1-I2:	12.26 (45)		0.88				
				Int2:	22.40 (46)		18.28 (44)		2.44				
				Int3:	40.68 (44)		16.02 (41)		5.36				
				Fin:	56.70 (42)				7.62				
			Total:	Int1:	2:00.30 (54)	I2-I3:			6.33				
				Int2:	2:12.56 (46)				7.09				
				Int3:	2:30.84 (44)				9.31				
				Fin:	2:46.86 (42)				11.57				
66	TAHIRI Albin	KOS	Run1:	Int1:	18.46 (66)	I1-I2:	30.49 (64)		1.40	234.37	Sp1:	102.10 (59)	
				Int2:	48.95 (64)		31.96 (64)		3.88		Sp2:	64.40 (60)	
				Int3:	1:20.91 (64)		12.85 (64)		6.17		Sp3:	103.97 (64)	
				Int4:	1:33.76 (64)		18.98 (64)		7.44		Sp4:	135.71 (64)	
				Fin:	1:52.74 (64)				9.08		Avg.:	92.92	
			Run2:	Int1:	10.92 (55)	I1-I2:	12.74 (47)		1.66				
				Int2:	23.66 (47)		19.05 (45)		3.70				
				Int3:	42.71 (45)		17.02 (43)		7.39				
				Fin:	59.73 (43)				10.65				
			Total:	Int1:	2:03.66 (55)	I2-I3:			9.69				
				Int2:	2:16.40 (47)				10.93				
				Int3:	2:35.45 (45)				13.92				
				Fin:	2:52.47 (43)				17.18				

Number of Competitors: 67

Bib	Name	NSA	Positions			Partial			Difference		Speed		
			Pos.	Time	Rank	Pos.	Time	Rank	Time	Dist(m)	Pos.	km/h	Rank
67	MAPLE Wiley	USA	Run1:	Int1:	17.53 (46)								
	Atomic			Int2:	46.62 (39)	I1-I2:	29.09 (36)		0.47		Sp1:	104.50 (40)	
				Int3:	1:16.90 (38)	I2-I3:	30.28 (28)		1.55		Sp2:	69.30 (40)	
				Int4:	1:28.82 (38)	I3-I4:	11.92 (35)		2.16		Sp3:	109.25 (35)	
				Fin:	1:46.75 (42)	I4-Fin:	17.93 (46)		2.50		Sp4:	144.42 (14)	
									3.09	84.23	Avg.:	98.14	
			Run2:	Int1:									
				Int2:		I1-I2:							
				Int3:		I2-I3:							
				Fin:	DNS	I3-Fin:							
			Total:	Int1:									
				Int2:									
				Int3:									
				Fin:	DNS								

#### LEGEND

<b>Pos</b>	Intermediate or Speed Position	<b>Int2:</b>	Intermediate 2	<b>Sp1:</b>	Speed Trap 1	<b>DNS</b>	Did Not Start
<b>Avg.</b>	Average Speed for the race	<b>Int3:</b>	Intermediate 3	<b>Sp2:</b>	Speed Trap 2	<b>Run2</b>	Second Run
<b>Dist(m)</b>	Distance behind the first	<b>Int4:</b>	Intermediate 4	<b>Sp3:</b>	Speed Trap 3	<b>Run1</b>	First Run
<b>Total</b>	First + Second Run	<b>DNF</b>	Did Not Finish	<b>Sp4:</b>	Speed Trap 4	<b>Fin:</b>	Finish
<b>Int1:</b>	Intermediate 1						

12-01-2018 / Wengen (SUI) / 0043

Page 18/18

Data Processing by LONGINES


www.fis-ski.com

LONGINES Timing

Generation Date: FRI 12 JAN 2018

Time: 15:21

Document: 77B 1.0



# AUDI

## FIS SKI WORLD CUP 2017/18

### AFTER 2nd MEN'S ALPINE COMBINED ALPINE COMBINED FIS WCSL LIST

Number of Competitors: 65				29 DEC 2017 Bormio (ITA)		12 JAN 2018 Wengen (SUI)			
Rank	FIS Code	Name	NSA	1	2	Base	- X	+ Y	WCSL-AC
1	194364	PINTURAUULT Alexis	FRA	100	-	137	91	100	146
2	292455	FILL Peter	ITA	80	60	13	9	140	144
3	511513	CAVIEZEL Mauro	SUI	50	40	114	76	90	128
4	193967	MUFFAT-JEANDET Victor	FRA	5	100	58	39	105	124
5	421483	JANSRUD Kjetil	NOR	60	50	24	16	110	118
6	511896	MURISIER Justin	SUI	12	36	126	84	48	90
7	422139	KILDE Aleksander Aamodt	NOR	13	26	142	95	39	86
8	481327	TRIKHICHEV Pavel	RUS	-	80	-	-	80	80
9	53902	MAYER Matthias	AUT	40	32	16	11	72	77
10	202535	DRESSEN Thomas	GER	45	18	22	15	63	70
11	51215	BAUMANN Romed	AUT	26	16	64	43	42	63
11	291459	PARIS Dominik	ITA	-	45	54	36	45	63
13	561255	CATER Martin	SLO	36	5	64	43	41	62
14	6530104	BENNETT Bryce	USA	12	29	55	37	41	59
15	192504	MERMILLOD BLONDIN T.	FRA	-	20	114	76	20	58
16	53831	HIRSCHER Marcel	AUT	-	-	160	107	-	53
17	104096	THOMPSON Broderick	CAN	32	14	-	-	46	46
18	511983	AERNI Luca	SUI	-	-	136	91	-	45
19	6530319	COCHRAN-SIEGLE Ryan	USA	18	13	26	17	31	40
20	561217	KOSI Klemen	SLO	22	4	36	24	26	38
21	53968	BERTHOLD Frederic	AUT	-	15	60	40	15	35
22	512124	HINTERMANN Niels	SUI	-	-	100	67	-	33
22	194167	MUZATON Maxence	FRA	6	-	80	53	6	33
24	512031	BARANDUN Gian Luca	SUI	29	-	3	2	29	30
24	511847	MANI Nils	SUI	3	10	51	34	13	30
26	291318	TONETTI Riccardo	ITA	20	9	-	-	29	29
27	934643	GOLDBERG Jared	USA	16	12	-	-	28	28
28	293006	INNERHOFER Christof	ITA	24	-	9	6	24	27
29	194542	GIRAUD MOINE Valentin	FRA	-	-	79	53	-	26
29	511529	GISIN Marc	SUI	10	-	48	32	10	26
31	534562	LIGETY Ted	USA	-	24	-	-	24	24
32	54320	SCHWARZ Marco	AUT	-	22	-	-	22	22
33	53980	KRIECHMAYR Vincent	AUT	-	-	64	43	-	21
34	421328	SVINDAL Aksel Lund	NOR	-	-	58	39	-	19
35	511313	JANKA Carlo	SUI	-	-	48	32	-	16



AFTER 2nd MEN'S ALPINE COMBINED  
ALPINE COMBINED FIS WCSL LIST

Number of Competitors: 65				29 DEC 2017 Bormio 12 JAN 2018 Wengen		(ITA) (SUI)			
Rank	FIS Code	Name	NSA	1	2	Base	- X	+ Y =	WCSL-AC
36	501987	MONSEN Felix	SWE	8	7	-	-	15	15
36	511981	WEBER Ralph	SUI	15	-	-	-	15	15
38	561216	KLINE Bostjan	SLO	14	-	-	-	14	14
39	6290985	BUZZI Emanuele	ITA	2	11	-	-	13	13
39	103729	READ Erik	CAN	-	-	40	27	-	13
39	934568	RUBIE Brennan	USA	-	-	40	27	-	13
42	380292	ZRNCIC DIM Natko	CRO	-	-	36	24	-	12
43	422073	NETELAND Bjoernar	NOR	-	8	10	7	8	11
43	180570	ROMAR Andreas	FIN	-	6	15	10	6	11
45	990116	DE ALIPRANDINI Luca	ITA	9	-	3	2	9	10
45	192746	THEAUX Adrien	FRA	-	-	29	19	-	10
47	150644	KRYZL Krystof	CZE	-	-	28	19	-	9
48	294904	PANGRAZZI Paolo	ITA	-	-	20	13	-	7
48	512038	ROGENTIN Stefan	SUI	7	-	-	-	7	7
48	700830	ZAMPA Adam	SVK	-	-	21	14	-	7
51	990081	CASSE Mattia	ITA	-	-	18	12	-	6
51	194298	GIEZENDANNER Blaise	FRA	-	-	19	13	-	6
53	150743	BERNDT Ondrej	CZE	-	1	8	5	1	4
53	512039	ROULIN Gilles	SUI	4	-	-	-	4	4
53	422310	SEJERSTED A.	NOR	-	-	12	8	-	4
53	380335	ZUBCIC Filip	CRO	-	-	12	8	-	4
57	561322	HADALIN Stefan	SLO	-	-	10	7	-	3
57	561310	HROBAT Miha	SLO	-	3	-	-	3	3
57	380260	KOSTELIC Ivica	CRO	-	-	9	6	-	3
57	532431	MILLER Bode	USA	-	-	9	6	-	3
57	511352	VILETTA Sandro	SUI	-	-	9	6	-	3
62	561214	DEBELAK Tilen	SLO	-	-	5	3	-	2
62	303758	SUGAI Ryo	JPN	-	2	-	-	2	2
62	54009	WALDER Christian	AUT	-	-	7	5	-	2
65	422082	FOSS-SOLEV. Sebastian	NOR	1	-	-	-	1	1

Number of Competitors per Nation until 60th position

AUT : 6	CAN : 2	CRO : 3	CZE : 2	FIN : 1	FRA : 7
GER : 1	ITA : 8	NOR : 5	RUS : 1	SLO : 5	SUI : 12
SVK : 1	SWE : 1	USA : 6			

**LEGEND**

**Base** Last season WCSL points  
**X** (Base / number of planned races in the current season) \* number of completed races in the current season  
**Y** WC points won in the current season  
**WCSL-AC** World Cup Start List points for Alpine Combined

12-01-2018 / Wengen (SUI) / 0042

Page 2/2

[www.fis-ski.com](http://www.fis-ski.com)

Generation Date: FRI 12 JAN 2018

Time: 15:22

Document: 60A 1.0



# AUDI

## FIS SKI WORLD CUP 2017/18

### AFTER 2nd MEN'S ALPINE COMBINED OVERALL FIS WCSL LIST

Number of Competitors: 189

Rank	FIS Code	Name	NSA	WCSL	DH	SL	GS	SG	AC
1	53831	HIRSCHER Marcel	AUT	1759	-	861 (1)	816 (1)	29 (33)	53 (16)
2	422304	KRISTOFFERSEN Henrik	NOR	1154	-	673 (2)	481 (2)	-	-
3	421483	JANSRUD Kjetil	NOR	1075	498 (2)	-	8 (57)	451 (1)	118 (5)
4	194364	PINTURAUULT Alexis	FRA	956	-	240 (12)	459 (3)	111 (16)	146 (1)
5	421328	SVINDAL Aksel Lund	NOR	794	541 (1)	-	-	234 (7)	19 (34)
6	292455	FILL Peter	ITA	752	386 (5)	-	-	222 (8)	144 (2)
7	291459	PARIS Dominik	ITA	745	435 (4)	-	-	247 (6)	63 (11)
8	422139	KILDE Aleksander Aamodt	NOR	681	228 (9)	-	36 (33)	331 (2)	86 (7)
9	511383	FEUZ Beat	SUI	650	477 (3)	-	-	173 (12)	-
10	53902	MAYER Matthias	AUT	598	313 (6)	-	-	208 (10)	77 (9)
11	201702	NEUREUTHER Felix	GER	563	-	362 (4)	201 (11)	-	-
12	50742	REICHELT Hannes	AUT	549	225 (10)	-	-	324 (3)	-
13	53817	FRANZ Max	AUT	542	250 (8)	-	-	292 (4)	-
14	292491	MOELGG Manfred	ITA	485	-	358 (5)	127 (18)	-	-
15	53980	KRIECHMAYR Vincent	AUT	469	181 (13)	-	-	267 (5)	21 (33)
16	54170	MATT Michael	AUT	452	-	446 (3)	6 (63)	-	-
17	54063	FELLER Manuel	AUT	440	-	205 (16)	235 (9)	-	-
18	192746	THEAUX Adrien	FRA	427	254 (7)	-	-	163 (13)	10 (45)
19	501017	MYHRER Andre	SWE	420	-	340 (6)	80 (23)	-	-
20	102263	GUAY Erik	CAN	380	201 (11)	-	-	179 (11)	-
21	193967	MUFFAT-JEANDET Victor	FRA	373	-	112 (24)	133 (17)	4 (56)	124 (4)
22	511513	CAVIEZEL Mauro	SUI	360	140 (21)	-	-	92 (19)	128 (3)
22	421669	NESTVOLD-HAUGEN L.	NOR	360	-	117 (23)	243 (8)	-	-
24	194495	FAIVRE Mathieu	FRA	349	-	-	349 (4)	-	-
25	511896	MURISIER Justin	SUI	335	-	-	245 (7)	-	90 (6)
26	200379	SANDER Andreas	GER	330	171 (15)	-	-	159 (14)	-
27	511983	AERNI Luca	SUI	325	-	265 (10)	15 (49)	-	45 (18)
28	293006	INNERHOFER Christof	ITA	324	153 (17)	-	-	144 (15)	27 (28)
29	202535	DRESSEN Thomas	GER	317	175 (14)	-	-	72 (22)	70 (10)
30	202437	LUITZ Stefan	GER	315	-	31 (37)	284 (5)	-	-
31	293797	GROSS Stefano	ITA	304	-	304 (7)	-	-	-
32	561216	KLINE Bostjan	SLO	286	168 (16)	-	-	104 (17)	14 (38)
33	202462	DOPFER Fritz	GER	280	-	238 (13)	42 (30)	-	-
33	220689	RYDING Dave	GBR	280	-	280 (8)	-	-	-
35	511996	YULE Daniel	SUI	279	-	279 (9)	-	-	-
36	102899	OSBORNE-PARADIS Manuel	CAN	276	201 (11)	-	-	75 (21)	-
37	501324	OLSSON Matts	SWE	275	-	-	275 (6)	-	-

12-01-2018 / Wengen (SUI) / 0043

Page 1/5

www.fis-ski.com

Generation Date: FRI 12 JAN 2018

Time: 15:22

Document: 60B 1.0



AFTER 2nd MEN'S ALPINE COMBINED  
OVERALL FIS WCSL LIST

Number of Competitors: 189

Rank	FIS Code	Name	NSA	WCSL	DH	SL	GS	SG	AC
38	202059	FERSTL Josef	GER	269	58 (31)	-	-	211 (9)	-
39	501111	HARGIN Mattias	SWE	250	-	250 (11)	-	-	-
40	511313	JANKA Carlo	SUI	243	144 (19)	-	19 (45)	64 (23)	16 (35)
41	51215	BAUMANN Romed	AUT	240	142 (20)	-	-	35 (32)	63 (11)
42	480736	KHOROSHIL. Alexander	RUS	236	-	236 (14)	-	-	-
43	561244	KRANJEC Zan	SLO	234	-	2 (65)	232 (10)	-	-
44	530874	GANONG Travis	USA	233	130 (23)	-	-	103 (18)	-
45	990116	DE ALIPRANDINI Luca	ITA	227	-	-	201 (11)	16 (37)	10 (45)
45	422082	FOSS-SOLEV. Sebastian	NOR	227	-	226 (15)	-	-	1 (65)
47	534562	LIGETY Ted	USA	223	-	-	192 (13)	7 (49)	24 (31)
48	512182	MEILLARD Loic	SUI	204	-	120 (22)	84 (22)	-	-
49	54320	SCHWARZ Marco	AUT	203	-	167 (18)	14 (51)	-	22 (32)
50	292967	EISATH Florian	ITA	191	-	-	191 (14)	-	-
50	191750	FANARA Thomas	FRA	191	-	-	191 (14)	-	-
52	191459	LIZEROUX Julien	FRA	185	-	185 (17)	-	-	-
53	6530104	BENNETT Bryce	USA	164	99 (25)	-	-	6 (53)	59 (14)
54	511139	KUENG Patrick	SUI	154	147 (18)	-	-	7 (49)	-
55	192665	GRANGE Jean-Baptiste	FRA	147	-	147 (19)	-	-	-
55	421860	NORDBOTTEN Jonathan	NOR	147	-	147 (19)	-	-	-
57	53889	HIRSCHBUEHL Christian	AUT	145	-	144 (21)	1 (68)	-	-
58	533866	NYMAN Steven	USA	142	132 (22)	-	-	10 (43)	-
59	54031	LEITINGER Roland	AUT	138	-	-	138 (16)	-	-
60	191740	CLAREY Johan	FRA	133	130 (23)	-	-	3 (58)	-
61	561255	CATER Martin	SLO	128	12 (52)	-	-	54 (27)	62 (13)
61	291318	TONETTI Riccardo	ITA	128	-	8 (54)	91 (21)	-	29 (26)
63	103729	READ Erik	CAN	125	-	70 (30)	42 (30)	-	13 (39)
64	51007	SCHOERGHOFFER Philipp	AUT	114	-	-	114 (19)	-	-
65	512039	ROULIN Gilles	SUI	113	80 (27)	-	-	29 (33)	4 (53)
66	481327	TRIKHICHEV Pavel	RUS	109	-	14 (48)	15 (49)	-	80 (8)
67	934643	GOLDBERG Jared	USA	107	78 (28)	-	-	1 (62)	28 (27)
67	202451	STRASSER Linus	GER	107	-	95 (26)	12 (53)	-	-
67	511902	ZENHAEUSERN Ramon	SUI	107	-	107 (25)	-	-	-
70	511852	CAVIEZEL Gino	SUI	94	-	-	94 (20)	-	-
71	534508	CHODOUNSKY David	USA	92	-	64 (31)	28 (38)	-	-
71	100558	COOK Dustin	CAN	92	-	-	-	92 (19)	-
73	192932	FAYED Guillermo	FRA	91	91 (26)	-	-	-	-
74	194542	GIRAUD MOINE Valentin	FRA	90	64 (30)	-	-	-	26 (29)
75	532431	MILLER Bode	USA	85	21 (41)	-	-	61 (24)	3 (57)
76	380335	ZUBCIC Filip	CRO	84	-	-	80 (23)	-	4 (53)
77	194298	GIEZENDANNER Blaise	FRA	83	21 (41)	-	-	56 (25)	6 (51)
77	194190	ROGER Brice	FRA	83	70 (29)	-	-	13 (40)	-
79	51395	DIGRUBER Marc	AUT	76	-	76 (27)	-	-	-
79	561322	HADALIN Stefan	SLO	76	-	54 (32)	19 (45)	-	3 (57)
81	194167	MUZATON Maxence	FRA	75	31 (33)	-	-	11 (41)	33 (22)
81	422310	SEJERSTED Adrian Smiseth	NOR	75	23 (38)	-	-	48 (30)	4 (53)
81	301709	YUASA Naoki	JPN	75	-	75 (28)	-	-	-
84	531452	BIESEMEYER Thomas	USA	73	17 (46)	-	-	56 (25)	-

12-01-2018 / Wengen (SUI) / 0043

Page 2/5

www.fis-ski.com

Generation Date: FRI 12 JAN 2018

Time: 15:22

Document: 60B 1.0



AFTER 2nd MEN'S ALPINE COMBINED  
OVERALL FIS WCSL LIST

Number of Competitors: 189

Rank	FIS Code	Name	NSA	WCSL	DH	SL	GS	SG	AC
84	531799	FORD Tommy	USA	73	-	-	73 (25)	-	-
84	54009	WALDER Christian	AUT	73	31 (33)	-	-	40 (31)	2 (62)
87	290732	THALER Patrick	ITA	71	-	71 (29)	-	-	-
88	6530319	COCHRAN-SIEGLE Ryan	USA	70	-	-	21 (44)	9 (46)	40 (19)
89	530939	WEIBRECHT Andrew	USA	63	13 (50)	-	-	50 (29)	-
90	192504	MERMILLOD BLONDIN T.	FRA	62	-	-	-	4 (56)	58 (15)
90	104096	THOMPSON Broderick	CAN	62	16 (47)	-	-	-	46 (17)
92	192506	MISSILLIER Steve	FRA	57	-	-	57 (26)	-	-
93	512124	HINTERMANN Niels	SUI	54	14 (49)	-	-	7 (49)	33 (22)
94	194262	BUFFET Robin	FRA	53	-	53 (33)	-	-	-
94	511908	SCHMIDIGER Reto	SUI	53	-	53 (33)	-	-	-
96	512031	BARANDUN Gian Luca	SUI	52	22 (39)	-	-	-	30 (24)
96	511847	MANI Nils	SUI	52	22 (39)	-	-	-	30 (24)
96	511638	TUMLER Thomas	SUI	52	-	-	-	52 (28)	-
99	511529	GISIN Marc	SUI	51	25 (36)	-	-	-	26 (29)
100	294890	NANI Roberto	ITA	50	-	-	50 (27)	-	-
101	511741	ZURBRIGGEN Elia	SUI	48	-	-	48 (28)	-	-
102	422073	NETELAND Bjoernar	NOR	47	-	-	25 (39)	11 (41)	11 (43)
103	293098	RAZZOLI Giuliano	ITA	46	-	46 (35)	-	-	-
104	202597	SCHMID Alexander	GER	45	-	-	45 (29)	-	-
105	53968	BERTHOLD Frederic	AUT	42	7 (56)	-	-	-	35 (21)
105	54027	BRENNSTEINER Stefan	AUT	42	-	-	42 (30)	-	-
107	561217	KOSI Klemen	SLO	41	1 (66)	-	-	2 (59)	38 (20)
108	511981	WEBER Ralph	SUI	39	2 (64)	-	-	22 (36)	15 (36)
109	512042	KRYENBUEHL Urs	SUI	35	20 (43)	-	-	15 (38)	-
109	150644	KRYZL Krystof	CZE	35	-	9 (53)	17 (48)	-	9 (47)
111	54005	STRIEDINGER Otmar	AUT	34	25 (36)	-	-	9 (46)	-
112	50753	KROELL Klaus	AUT	33	33 (32)	-	-	-	-
113	103865	PHILP Trevor	CAN	32	-	-	32 (34)	-	-
113	6291574	SALA Tommaso	ITA	32	-	32 (36)	-	-	-
115	481103	ANDRIENKO Aleksander	RUS	31	-	-	31 (35)	-	-
115	180534	SANDELL Marcus	FIN	31	-	-	31 (35)	-	-
117	534959	JITLOFF Tim	USA	29	-	-	29 (37)	-	-
118	194368	RAFFORT Nicolas	FRA	28	28 (35)	-	-	-	-
119	201896	STEHLE Dominik	GER	27	-	27 (38)	-	-	-
119	700830	ZAMPA Adam	SVK	27	-	20 (39)	-	-	7 (48)
121	422120	SAUGESTAD Stian	NOR	26	12 (52)	-	-	14 (39)	-
122	990048	BORSOTTI Giovanni	ITA	25	-	-	25 (39)	-	-
122	700879	ZAMPA Andreas	SVK	25	-	-	25 (39)	-	-
124	54076	KOECK Niklas	AUT	24	-	-	-	24 (35)	-
125	51159	NOESIG Christoph	AUT	23	-	-	23 (42)	-	-
125	194873	SARRAZIN Cyprien	FRA	23	-	-	23 (42)	-	-
127	6290985	BUZZI Emanuele	ITA	20	5 (59)	-	-	2 (59)	13 (39)
127	53981	KROELL Johannes	AUT	20	20 (43)	-	-	-	-
127	511899	ROCHAT Marc	SUI	20	-	20 (39)	-	-	-
130	6190176	BAILET Matthieu	FRA	19	9 (55)	-	-	10 (43)	-
130	292514	HEEL Werner	ITA	19	19 (45)	-	-	-	-

12-01-2018 / Wengen (SUI) / 0043

Page 3/5

www.fis-ski.com

Generation Date: FRI 12 JAN 2018

Time: 15:22

Document: 60B 1.0



AFTER 2nd MEN'S ALPINE COMBINED  
OVERALL FIS WCSL LIST

Number of Competitors: 189

Rank	FIS Code	Name	NSA	WCSL	DH	SL	GS	SG	AC
132	191964	POISSON David	FRA	18	13 (50)	-	-	5 (55)	-
132	54104	WALCH Magnus	AUT	18	-	-	18 (47)	-	-
134	511127	GINI Marc	SUI	17	-	17 (41)	-	-	-
134	320266	JUNG Donghyun	KOR	17	-	17 (41)	-	-	-
134	501987	MONSEN Felix	SWE	17	1 (66)	-	-	1 (62)	15 (36)
134	934568	RUBIE Brennan	USA	17	-	-	4 (65)	-	13 (39)
138	291145	DEVILLE Cristian	ITA	16	-	16 (43)	-	-	-
138	502015	JAKOBSEN Kristoffer	SWE	16	-	16 (43)	-	-	-
138	180570	ROMAR Andreas	FIN	16	5 (59)	-	-	-	11 (43)
141	54245	HETTEGGER Thomas	AUT	15	-	15 (45)	-	-	-
141	202520	HOLZMANN Sebastian	GER	15	-	15 (45)	-	-	-
141	501116	LAHDENPERAE Anton	SWE	15	-	15 (45)	-	-	-
141	202525	SCHMID Manuel	GER	15	15 (48)	-	-	-	-
145	561310	HROBAT Miha	SLO	14	11 (54)	-	-	-	3 (57)
145	180666	TORSTI Samu	FIN	14	-	-	14 (51)	-	-
147	990081	CASSE Mattia	ITA	13	7 (56)	-	-	-	6 (51)
147	380334	VIDOVIC Matej	CRO	13	-	13 (49)	-	-	-
149	512269	ODERMATT Marco	SUI	12	-	-	12 (53)	-	-
149	202265	STAUBITZER Benedikt	GER	12	-	-	12 (53)	-	-
149	380292	ZRNCIC DIM Natko	CRO	12	-	-	-	-	12 (42)
152	934523	ENGEL Mark	USA	11	-	11 (50)	-	-	-
152	6190403	NOEL Clement	FRA	11	-	11 (50)	-	-	-
152	53933	SCHWEIGER Patrick	AUT	11	1 (66)	-	-	10 (43)	-
152	422278	WINDINGSTAD Rasmus	NOR	11	-	-	3 (66)	8 (48)	-
156	201891	SCHMID Philipp	GER	10	-	10 (52)	-	-	-
157	6291430	MAURBERGER Simon	ITA	9	-	-	9 (56)	-	-
157	202345	SCHWAIGER Dominik	GER	9	2 (64)	-	7 (59)	-	-
159	501101	BYGGMARK Jens	SWE	8	-	8 (54)	-	-	-
159	422390	MONSEN Marcus	NOR	8	-	-	8 (57)	-	-
161	194858	ALLEGRE Nils	FRA	7	-	-	-	7 (49)	-
161	194935	FAVROT Thibaut	FRA	7	-	-	7 (59)	-	-
161	422507	HAUGAN Timon	NOR	7	-	7 (56)	-	-	-
161	930024	MAPLE Wiley	USA	7	7 (56)	-	-	-	-
161	60253	MARCHANT Armand	BEL	7	-	7 (56)	-	-	-
161	54144	MEIER Daniel	AUT	7	-	-	7 (59)	-	-
161	294904	PANGRAZZI Paolo	ITA	7	-	-	-	-	7 (48)
161	511718	PLEISCH Manuel	SUI	7	-	-	7 (59)	-	-
161	512038	ROGENTIN Stefan	SUI	7	-	-	-	-	7 (48)
170	54209	KRENN Christoph	AUT	6	-	-	-	6 (53)	-
170	53985	MATHIS Marcel	AUT	6	-	-	6 (63)	-	-
172	202485	KETTERER David	GER	5	-	5 (58)	-	-	-
172	103271	THOMSEN Benjamin	CAN	5	5 (59)	-	-	-	-
174	934502	ANKENY Michael	USA	4	-	4 (59)	-	-	-
174	150743	BERNDT Ondrej	CZE	4	-	-	-	-	4 (53)
174	103676	BROWN Phil	CAN	4	-	4 (59)	-	-	-
174	54157	DANKLMAIER Daniel	AUT	4	4 (62)	-	-	-	-
174	293550	MARSAGLIA Matteo	ITA	4	4 (62)	-	-	-	-

12-01-2018 / Wengen (SUI) / 0043

Page 4/5

[www.fis-ski.com](http://www.fis-ski.com)

Generation Date: FRI 12 JAN 2018

Time: 15:22

Document: 60B 1.0



AFTER 2nd MEN'S ALPINE COMBINED  
OVERALL FIS WCSL LIST

Number of Competitors: 189

Rank	FIS Code	Name	NSA	WCSL	DH	SL	GS	SG	AC
179	290095	BALLERIN Andrea	ITA	3	-	3 (61)	-	-	-
179	194457	GALEOTTI Greg	FRA	3	-	-	3 (66)	-	-
179	6531063	GINNIS AJ	USA	3	-	3 (61)	-	-	-
179	930160	KELLEY Robby	USA	3	-	3 (61)	-	-	-
179	380260	KOSTELIC Ivica	CRO	3	-	-	-	-	3 (57)
179	380361	RODES Istok	CRO	3	-	3 (61)	-	-	-
179	511352	VILETTA Sandro	SUI	3	-	-	-	-	3 (57)
186	6290845	BOSCA Guglielmo	ITA	2	-	-	-	2 (59)	-
186	561214	DEBELAK Tilen	SLO	2	-	-	-	-	2 (62)
186	512138	SIMONET Sandro	SUI	2	-	2 (65)	-	-	-
186	303758	SUGAI Ryo	JPN	2	-	-	-	-	2 (62)

LEGEND

AC Alpine Combined points DH Downhill points SG Super-G points WCSL Overall points SL Slalom points  
GS Giant Slalom points

12-01-2018 / Wengen (SUI) / 0043

Page 5/5

[www.fis-ski.com](http://www.fis-ski.com)

Generation Date: FRI 12 JAN 2018

Time: 15:22

Document: 60B 1.0



2nd MEN'S ALPINE COMBINED  
**ALPINE COMBINED FIS WORLD CUP STANDINGS**

Number of Competitors: 41				29 DEC 2017 Bormio 12 JAN 2018 Wengen		(ITA) (SUI)	
Rank	FIS Code	Name	NSA	1	2	WC-AC	Diff.
1	292455	FILL Peter	ITA	80	60	140	
2	421483	JANSRUD Kjetil	NOR	60	50	110	- 30
3	193967	MUFFAT-JEANDET Victor	FRA	5	100	105	- 35
4	194364	PINTURAUULT Alexis	FRA	100	-	100	- 40
5	511513	CAVIEZEL Mauro	SUI	50	40	90	- 50
6	481327	TRIKHICHEV Pavel	RUS	-	80	80	- 60
7	53902	MAYER Matthias	AUT	40	32	72	- 68
8	202535	DRESSEN Thomas	GER	45	18	63	- 77
9	511896	MURISIER Justin	SUI	12	36	48	- 92
10	104096	THOMPSON Broderick	CAN	32	14	46	- 94
11	291459	PARIS Dominik	ITA	-	45	45	- 95
12	51215	BAUMANN Romed	AUT	26	16	42	- 98
13	6530104	BENNETT Bryce	USA	12	29	41	- 99
13	561255	CATER Martin	SLO	36	5	41	- 99
15	422139	KILDE Aleksander Aamodt	NOR	13	26	39	- 101
16	6530319	COCHRAN-SIEGLE Ryan	USA	18	13	31	- 109
17	512031	BARANDUN Gian Luca	SUI	29	-	29	- 111
17	291318	TONETTI Riccardo	ITA	20	9	29	- 111
19	934643	GOLDBERG Jared	USA	16	12	28	- 112
20	561217	KOSI Klemen	SLO	22	4	26	- 114
21	293006	INNERHOFER Christof	ITA	24	-	24	- 116
21	534562	LIGETY Ted	USA	-	24	24	- 116
23	54320	SCHWARZ Marco	AUT	-	22	22	- 118
24	192504	MERMILLOD BLONDIN T.	FRA	-	20	20	- 120
25	53968	BERTHOLD Frederic	AUT	-	15	15	- 125
25	501987	MONSEN Felix	SWE	8	7	15	- 125
25	511981	WEBER Ralph	SUI	15	-	15	- 125
28	561216	KLINE Bostjan	SLO	14	-	14	- 126
29	6290985	BUZZI Emanuele	ITA	2	11	13	- 127
29	511847	MANI Nils	SUI	3	10	13	- 127
31	511529	GISIN Marc	SUI	10	-	10	- 130
32	990116	DE ALIPRANDINI Luca	ITA	9	-	9	- 131
33	422073	NETELAND Bjoernar	NOR	-	8	8	- 132
34	512038	ROGENTIN Stefan	SUI	7	-	7	- 133
35	194167	MUZATON Maxence	FRA	6	-	6	- 134

2nd MEN'S ALPINE COMBINED  
ALPINE COMBINED FIS WORLD CUP STANDINGS

Number of Competitors: 41

29 DEC 2017 Bormio (ITA)  
12 JAN 2018 Wengen (SUI)

Rank	FIS Code	Name	NSA	1	2	WC-AC	Diff.
35	180570	ROMAR Andreas	FIN	-	6	6	- 134
37	512039	ROULIN Gilles	SUI	4	-	4	- 136
38	561310	HROBAT Miha	SLO	-	3	3	- 137
39	303758	SUGAI Ryo	JPN	-	2	2	- 138
40	150743	BERNDT Ondrej	CZE	-	1	1	- 139
40	422082	FOSS-SOLEV. Sebastian	NOR	1	-	1	- 139

**LEGEND**

**WC-AC** World Cup points for Alpine Combined    **Diff.**    Points Difference

12-01-2018 / Wengen (SUI) / 0042

Page 2/2

[www.fis-ski.com](http://www.fis-ski.com)

Generation Date: FRI 12 JAN 2018

Time: 15:22

Document: 25A 1.0



2nd MEN'S ALPINE COMBINED  
**OVERALL FIS WORLD CUP STANDINGS**

Number of Competitors: 142

Rank	FIS Code	Name	NSA	Points	DH 4 races	SL 6 races	GS 5 races	SG 3 races	AC 2 races
1	53831	HIRSCHER Marcel	AUT	874	-	454 (1)	420 (1)	-	-
2	422304	KRISTOFFERSEN Henrik	NOR	720	-	355 (2)	365 (2)	-	-
3	194364	PINTURAUULT Alexis	FRA	547	-	158 (9)	240 (3)	49 (17)	100 (4)
4	421483	JANSRUD Kjetil	NOR	530	209 (3)	15 (34)	16 (36)	180 (1)	110 (2)
5	421328	SVINDAL Aksel Lund	NOR	454	340 (1)	-	-	114 (7)	-
6	53902	MAYER Matthias	AUT	350	156 (5)	-	22 (33)	100 (9)	72 (7)
7	501017	MYHRER Andre	SWE	325	-	263 (4)	62 (17)	-	-
8	422139	KILDE Aleksander Aamodt	NOR	323	97 (10)	-	55 (20)	132 (6)	39 (15)
9	291459	PARIS Dominik	ITA	317	200 (4)	-	-	72 (12)	45 (11)
10	511383	FEUZ Beat	SUI	316	262 (2)	-	-	54 (15)	-
11	292455	FILL Peter	ITA	315	96 (11)	-	-	79 (10)	140 (1)
12	54170	MATT Michael	AUT	314	-	308 (3)	6 (46)	-	-
13	53817	FRANZ Max	AUT	303	131 (6)	-	-	172 (3)	-
14	53980	KRIECHMAYR Vincent	AUT	259	85 (13)	-	-	174 (2)	-
15	54063	FELLER Manuel	AUT	258	-	95 (17)	163 (7)	-	-
16	511983	AERNI Luca	SUI	257	-	229 (5)	28 (30)	-	-
17	202535	DRESSEN Thomas	GER	238	120 (7)	-	-	55 (14)	63 (8)
18	511896	MURISIER Justin	SUI	227	-	-	179 (5)	-	48 (9)
19	193967	MUFFAT-JEANDET Victor	FRA	218	-	64 (23)	49 (24)	-	105 (3)
20	192746	THEAUX Adrien	FRA	216	114 (8)	-	-	102 (8)	-
21	501324	OLSSON Matts	SWE	214	-	-	214 (4)	-	-
22	50742	REICHELT Hannes	AUT	209	73 (16)	-	-	136 (5)	-
23	422082	FOSS-SOLEV. Sebastian	NOR	206	-	205 (6)	-	-	1 (40)
24	293006	INNERHOFER Christof	ITA	204	113 (9)	-	-	67 (13)	24 (21)
25	511513	CAVIEZEL Mauro	SUI	201	96 (11)	-	-	15 (30)	90 (5)
26	292491	MOELGG Manfred	ITA	188	-	112 (12)	76 (14)	-	-
27	511996	YULE Daniel	SUI	186	-	186 (7)	-	-	-
28	512182	MEILLARD Loic	SUI	185	-	108 (13)	77 (13)	-	-
29	421669	NESTVOLD-HAUGEN L.	NOR	179	-	53 (25)	126 (10)	-	-
30	202059	FERSTL Josef	GER	169	25 (24)	-	-	144 (4)	-
30	561244	KRANJEC Zan	SLO	169	-	-	169 (6)	-	-
32	220689	RYDING Dave	GBR	160	-	160 (8)	-	-	-
33	200379	SANDER Andreas	GER	151	75 (15)	-	-	76 (11)	-
34	501111	HARGIN Mattias	SWE	150	-	150 (10)	-	-	-
35	990116	DE ALIPRANDINI Luca	ITA	143	-	-	128 (9)	6 (37)	9 (32)
36	202437	LUITZ Stefan	GER	140	-	-	140 (8)	-	-
37	293797	GROSS Stefano	ITA	137	-	137 (11)	-	-	-

12-01-2018 / Wengen (SUI) / 0043

Page 1/4

www.fis-ski.com

Generation Date: FRI 12 JAN 2018

Time: 15:22

Document: 25B 1.0



2nd MEN'S ALPINE COMBINED  
OVERALL FIS WORLD CUP STANDINGS

Number of Competitors: 142

Rank	FIS Code	Name	NSA	Points	DH 4 races	SL 6 races	GS 5 races	SG 3 races	AC 2 races
38	51215	BAUMANN Romed	AUT	130	71 (17)	-	-	17 (29)	42 (12)
39	534562	LIGETY Ted	USA	128	-	-	104 (12)	-	24 (21)
40	54320	SCHWARZ Marco	AUT	125	-	89 (18)	14 (38)	-	22 (23)
41	194495	FAIVRE Mathieu	FRA	113	-	-	113 (11)	-	-
42	512039	ROULIN Gilles	SUI	110	80 (14)	-	-	26 (22)	4 (37)
43	481327	TRIKHICHEV Pavel	RUS	109	-	14 (37)	15 (37)	-	80 (6)
44	202451	STRASSER Linus	GER	101	-	101 (14)	-	-	-
45	6530104	BENNETT Bryce	USA	100	59 (19)	-	-	-	41 (13)
45	201702	NEUREUTHER Felix	GER	100	-	100 (15)	-	-	-
47	53889	HIRSCHBUEHL Christian	AUT	99	-	99 (16)	-	-	-
48	202462	DOPFER Fritz	GER	87	-	76 (20)	11 (43)	-	-
49	192665	GRANGE Jean-Baptiste	FRA	80	-	80 (19)	-	-	-
50	934643	GOLDBERG Jared	USA	78	50 (21)	-	-	-	28 (19)
50	291318	TONETTI Riccardo	ITA	78	-	-	49 (24)	-	29 (17)
52	561255	CATER Martin	SLO	72	6 (39)	-	-	25 (23)	41 (13)
52	292967	EISATH Florian	ITA	72	-	-	72 (15)	-	-
52	421860	NORDBOTTEN Jonathan	NOR	72	-	72 (21)	-	-	-
52	380335	ZUBCIC Filip	CRO	72	-	-	72 (15)	-	-
56	102899	OSBORNE-PARADIS Manuel	CAN	70	69 (18)	-	-	1 (42)	-
57	191459	LIZEROUX Julien	FRA	66	-	66 (22)	-	-	-
58	104096	THOMPSON Broderick	CAN	62	16 (30)	-	-	-	46 (10)
59	54027	BRENNSTEINER Stefan	AUT	57	-	-	57 (18)	-	-
59	511852	CAVIEZEL Gino	SUI	57	-	-	57 (18)	-	-
61	561216	KLINE Bostjan	SLO	56	8 (36)	-	-	34 (19)	14 (28)
61	511902	ZENHAEUSERN Ramon	SUI	56	-	56 (24)	-	-	-
63	294890	NANI Roberto	ITA	55	-	-	55 (20)	-	-
64	202597	SCHMID Alexander	GER	54	-	-	54 (22)	-	-
65	100558	COOK Dustin	CAN	53	-	-	-	53 (16)	-
66	512031	BARANDUN Gian Luca	SUI	51	22 (27)	-	-	-	29 (17)
66	191740	CLAREY Johan	FRA	51	51 (20)	-	-	-	-
66	191750	FANARA Thomas	FRA	51	-	-	51 (23)	-	-
69	511139	KUENG Patrick	SUI	49	49 (22)	-	-	-	-
69	103729	READ Erik	CAN	49	-	25 (28)	24 (31)	-	-
71	480736	KHOROSHIL. Alexander	RUS	45	-	45 (26)	-	-	-
71	54031	LEITINGER Roland	AUT	45	-	-	45 (26)	-	-
73	511638	TUMLER Thomas	SUI	42	-	-	-	42 (18)	-
74	6530319	COCHRAN-SIEGLE Ryan	USA	41	-	-	10 (45)	-	31 (16)
75	531799	FORD Tommy	USA	40	-	-	40 (27)	-	-
76	561322	HADALIN Stefan	SLO	34	-	15 (34)	19 (34)	-	-
76	194190	ROGER Brice	FRA	34	30 (23)	-	-	4 (38)	-
78	103865	PHILP Trevor	CAN	32	-	-	32 (28)	-	-
79	531452	BIESEMEYER Thomas	USA	31	-	-	-	31 (20)	-
80	530874	GANONG Travis	USA	30	1 (45)	-	-	29 (21)	-
80	422310	SEJERSTED Adrian Smiseth	NOR	30	12 (33)	-	-	18 (28)	-
80	511741	ZURBRIGGEN Elia	SUI	30	-	-	30 (29)	-	-
83	561217	KOSI Klemen	SLO	26	-	-	-	-	26 (20)
83	511908	SCHMIDIGER Reto	SUI	26	-	26 (27)	-	-	-

12-01-2018 / Wengen (SUI) / 0043

Page 2/4

www.fis-ski.com

Generation Date: FRI 12 JAN 2018

Time: 15:22

Document: 25B 1.0



2nd MEN'S ALPINE COMBINED  
OVERALL FIS WORLD CUP STANDINGS

Number of Competitors: 142

Rank	FIS Code	Name	NSA	Points	DH 4 races	SL 6 races	GS 5 races	SG 3 races	AC 2 races
83	54009	WALDER Christian	AUT	26	4 (42)	-	-	22 (26)	-
86	481103	ANDRIENKO Aleksander	RUS	24	-	-	24 (31)	-	-
86	511529	GISIN Marc	SUI	24	14 (32)	-	-	-	10 (31)
86	54076	KOECK Niklas	AUT	24	-	-	-	24 (24)	-
86	422073	NETELAND Bjoernar	NOR	24	-	-	14 (38)	2 (41)	8 (33)
86	194368	RAFFORT Nicolas	FRA	24	24 (25)	-	-	-	-
86	511981	WEBER Ralph	SUI	24	-	-	-	9 (32)	15 (25)
92	192932	FAYED Guillermo	FRA	23	23 (26)	-	-	-	-
92	530939	WEIBRECHT Andrew	USA	23	-	-	-	23 (25)	-
94	51395	DIGRUBER Marc	AUT	22	-	22 (29)	-	-	-
94	102263	GUAY Erik	CAN	22	-	-	-	22 (26)	-
94	54005	STRIEDINGER Otmar	AUT	22	22 (27)	-	-	-	-
97	53981	KROELL Johannes	AUT	20	20 (29)	-	-	-	-
97	192504	MERMILLOD BLONDIN T.	FRA	20	-	-	-	-	20 (24)
99	512042	KRYENBUEHL Urs	SUI	19	10 (34)	-	-	9 (32)	-
99	422120	SAUGESTAD Stian	NOR	19	6 (39)	-	-	13 (31)	-
101	194262	BUFFET Robin	FRA	18	-	18 (30)	-	-	-
101	534508	CHODOUNSKY David	USA	18	-	18 (30)	-	-	-
101	201896	STEHLE Dominik	GER	18	-	18 (30)	-	-	-
101	54104	WALCH Magnus	AUT	18	-	-	18 (35)	-	-
105	291145	DEVILLE Cristian	ITA	16	-	16 (33)	-	-	-
105	511847	MANI Nils	SUI	16	3 (43)	-	-	-	13 (29)
107	53968	BERTHOLD Frederic	AUT	15	-	-	-	-	15 (25)
107	54245	HETTEGGER Thomas	AUT	15	-	15 (34)	-	-	-
107	501987	MONSEN Felix	SWE	15	-	-	-	-	15 (25)
107	202525	SCHMID Manuel	GER	15	15 (31)	-	-	-	-
111	6190176	BAILET Matthieu	FRA	13	9 (35)	-	-	4 (38)	-
111	990048	BORSOTTI Giovanni	ITA	13	-	-	13 (40)	-	-
111	6290985	BUZZI Emanuele	ITA	13	-	-	-	-	13 (29)
111	194935	FAVROT Thibaut	FRA	13	-	-	13 (40)	-	-
111	700879	ZAMPA Andreas	SVK	13	-	-	13 (40)	-	-
116	511899	ROCHAT Marc	SUI	12	-	12 (38)	-	-	-
117	534959	JITLOFF Tim	USA	11	-	-	11 (43)	-	-
117	6190403	NOEL Clement	FRA	11	-	11 (39)	-	-	-
117	180570	ROMAR Andreas	FIN	11	5 (41)	-	-	-	6 (35)
120	290732	THALER Patrick	ITA	10	-	10 (40)	-	-	-
120	700830	ZAMPA Adam	SVK	10	-	10 (40)	-	-	-
122	194298	GIEZENDANNER Blaise	FRA	9	-	-	-	9 (32)	-
123	292514	HEEL Werner	ITA	8	8 (36)	-	-	-	-
123	202520	HOLZMANN Sebastian	GER	8	-	8 (42)	-	-	-
123	380334	VIDOVIC Matej	CRO	8	-	8 (42)	-	-	-
123	422278	WINDINGSTAD Rasmus	NOR	8	-	-	-	8 (35)	-
127	194858	ALLEGRE Nils	FRA	7	-	-	-	7 (36)	-
127	934523	ENGEL Mark	USA	7	-	7 (44)	-	-	-
127	422507	HAUGAN Timon	NOR	7	-	7 (44)	-	-	-
127	930024	MAPLE Wiley	USA	7	7 (38)	-	-	-	-
127	512038	ROGENTIN Stefan	SUI	7	-	-	-	-	7 (34)

12-01-2018 / Wengen (SUI) / 0043

Page 3/4

www.fis-ski.com

Generation Date: FRI 12 JAN 2018

Time: 15:22

Document: 25B 1.0



2nd MEN'S ALPINE COMBINED  
OVERALL FIS WORLD CUP STANDINGS

Number of Competitors: 142

Rank	FIS Code	Name	NSA	Points	DH 4 races	SL 6 races	GS 5 races	SG 3 races	AC 2 races
132	194167	MUZATON Maxence	FRA	6	-	-	-	-	6 (35)
132	201891	SCHMID Philipp	GER	6	-	6 (46)	-	-	-
134	202485	KETTERER David	GER	5	-	5 (47)	-	-	-
135	320266	JUNG Donghyun	KOR	4	-	4 (48)	-	-	-
135	54209	KRENN Christoph	AUT	4	-	-	-	4 (38)	-
135	53985	MATHIS Marcel	AUT	4	-	-	4 (47)	-	-
138	561310	HROBAT Miha	SLO	3	-	-	-	-	3 (38)
139	202345	SCHWAIGER Dominik	GER	2	2 (44)	-	-	-	-
139	303758	SUGAI Ryo	JPN	2	-	-	-	-	2 (39)
141	150743	BERNDT Ondrej	CZE	1	-	-	-	-	1 (40)
141	103271	THOMSEN Benjamin	CAN	1	1 (45)	-	-	-	-

LEGEND

AC Alpine Combined points DH Downhill points SG Super-G points Points Overall points SL Slalom points  
GS Giant Slalom points

12-01-2018 / Wengen (SUI) / 0043

Page 4/4

[www.fis-ski.com](http://www.fis-ski.com)

Generation Date: FRI 12 JAN 2018

Time: 15:22

Document: 25B 1.0



2nd MEN'S ALPINE COMBINED  
MEN FIS NATION CUP

Number of Nations: 18

Rank	NSA	Points	Diff.	DH	SL	GS	SG	AC	TE
1	AUT <b>Austria</b>	<b>3193</b>		562	1082	749	649	151	-
2	NOR <b>Norway</b>	<b>2572</b>	- 621	664	707	576	467	158	-
3	SUI <b>Switzerland</b>	<b>1895</b>	- 1298	536	617	371	155	216	-
4	ITA <b>Italy</b>	<b>1569</b>	- 1624	417	275	393	224	260	-
5	FRA <b>France</b>	<b>1520</b>	- 1673	251	397	466	175	231	-
6	GER <b>Germany</b>	<b>1094</b>	- 2099	237	314	205	275	63	-
7	SWE <b>Sweden</b>	<b>704</b>	- 2489	-	413	276	-	15	-
8	USA <b>United States of America</b>	<b>514</b>	- 2679	117	25	165	83	124	-
9	SLO <b>Slovenia</b>	<b>360</b>	- 2833	14	15	188	59	84	-
10	CAN <b>Canada</b>	<b>289</b>	- 2904	86	25	56	76	46	-
11	RUS <b>Russian Federation</b>	<b>178</b>	- 3015	-	59	39	-	80	-
12	GBR <b>Great Britain</b>	<b>160</b>	- 3033	-	160	-	-	-	-
13	CRO <b>Croatia</b>	<b>80</b>	- 3113	-	8	72	-	-	-
14	SVK <b>Slovakia</b>	<b>23</b>	- 3170	-	10	13	-	-	-
15	FIN <b>Finland</b>	<b>11</b>	- 3182	5	-	-	-	6	-
16	KOR <b>Republic of Korea</b>	<b>4</b>	- 3189	-	4	-	-	-	-
17	JPN <b>Japan</b>	<b>2</b>	- 3191	-	-	-	-	2	-
18	CZE <b>Czech Republic</b>	<b>1</b>	- 3192	-	-	-	-	1	-

2nd MEN'S ALPINE COMBINED  
FIS OVERALL NATION CUP

Number of Nations: 23

Rk	NSA	Overall+TE			DH Points			SL Points			GS Points			SG Points			AC Points		
		M+W	M	W	M+W	M	W	M+W	M	W	M+W	M	W	M+W	M	W	M+W	M	W
1	AUT	5494	3193	2301	840	562	278	2016	1082	934	1209	749	460	1278	649	629	151	151	-
2	SUI	4146	1895	2251	746	536	210	1608	617	991	713	371	342	863	155	708	216	216	-
3	NOR	3319	2572	747	696	664	32	993	707	286	863	576	287	609	467	142	158	158	-
4	ITA	3271	1569	1702	620	417	203	602	275	327	1019	393	626	770	224	546	260	260	-
5	USA	2319	514	1805	449	117	332	857	25	832	552	165	387	337	83	254	124	124	-
6	FRA	2299	1520	779	266	251	15	488	397	91	900	466	434	414	175	239	231	231	-
7	GER	2147	1094	1053	411	237	174	758	314	444	532	205	327	383	275	108	63	63	-
8	SWE	1751	704	1047	-	-	-	1208	413	795	522	276	246	6	-	6	15	15	-
9	SLO	805	360	445	14	14	-	165	15	150	481	188	293	61	59	2	84	84	-
10	SVK	577	23	554	-	-	-	455	10	445	122	13	109	-	-	-	-	-	-
11	CAN	486	289	197	86	86	-	201	25	176	72	56	16	81	76	5	46	46	-
12	LIE	383	-	383	125	-	125	-	-	-	18	-	18	240	-	240	-	-	-
13	GBR	201	160	41	-	-	-	161	160	1	40	-	40	-	-	-	-	-	-
14	RUS	178	178	-	-	-	-	59	59	-	39	39	-	-	-	-	80	80	-
15	CRO	80	80	-	-	-	-	8	8	-	72	72	-	-	-	-	-	-	-
16	CZE	76	1	75	56	-	56	19	-	19	-	-	-	-	-	-	1	1	-
17	SRB	31	-	31	-	-	-	31	-	31	-	-	-	-	-	-	-	-	-
18	JPN	23	2	21	-	-	-	15	-	15	6	-	6	-	-	-	2	2	-
19	HUN	18	-	18	18	-	18	-	-	-	-	-	-	-	-	-	-	-	-
20	POL	14	-	14	-	-	-	14	-	14	-	-	-	-	-	-	-	-	-
21	NED	12	-	12	-	-	-	6	-	6	6	-	6	-	-	-	-	-	-
22	FIN	11	11	-	5	5	-	-	-	-	-	-	-	-	-	-	6	6	-
23	KOR	4	4	-	-	-	-	4	4	-	-	-	-	-	-	-	-	-	-

---

AFTER 2nd MEN'S ALPINE COMBINED  
MANUFACTURERS STANDINGS MEN

---

Number of Manufacturers: 7

Rank	Manufacturer	Points	Diff.	DH	SL	GS	SG	AC
1	Head	2740		965	340	525	660	250
2	Rossignol	1745	- 995	155	730	695	40	125
3	Atomic	1650	- 1090	110	595	515	200	230
4	Salomon	570	- 2170	85	215	50	120	100
5	Fischer	415	- 2325	40	230	-	145	-
6	Nordica	330	- 2410	185	100	-	-	45
7	Voelkl	215	- 2525	-	120	95	-	-

AFTER 2nd MEN'S ALPINE COMBINED  
**MANUFACTURERS STANDINGS OVERALL**

Number of Manufacturers: 9

Rk	Manuf.	Overall			DH Points			SL Points			GS Points			SG Points			AC Points		
		M+W	M	W	M+W	M	W	M+W	M	W	M+W	M	W	M+W	M	W	M+W	M	W
1	Head	<b>4875</b>	2740	2135	<b>1240</b>	965	275	<b>1155</b>	340	815	<b>855</b>	525	330	<b>1375</b>	660	715	<b>250</b>	250	-
2	Rossignol	<b>3825</b>	1745	2080	<b>260</b>	155	105	<b>1880</b>	730	1150	<b>1295</b>	695	600	<b>265</b>	40	225	<b>125</b>	125	-
3	Atomic	<b>3300</b>	1650	1650	<b>310</b>	110	200	<b>1415</b>	595	820	<b>960</b>	515	445	<b>385</b>	200	185	<b>230</b>	230	-
4	Fischer	<b>695</b>	415	280	<b>40</b>	40	-	<b>320</b>	230	90	-	-	-	<b>335</b>	145	190	-	-	-
5	Salomon	<b>570</b>	570	-	<b>85</b>	85	-	<b>215</b>	215	-	<b>50</b>	50	-	<b>120</b>	120	-	<b>100</b>	100	-
6	Stoeckli	<b>540</b>	-	540	<b>120</b>	-	120	-	-	-	<b>280</b>	-	280	<b>140</b>	-	140	-	-	-
7	Voelkl	<b>470</b>	215	255	-	-	-	<b>290</b>	120	170	<b>135</b>	95	40	<b>45</b>	-	45	-	-	-
8	Nordica	<b>330</b>	330	-	<b>185</b>	185	-	<b>100</b>	100	-	-	-	-	-	-	-	<b>45</b>	45	-
9	Dynastar	<b>270</b>	-	270	<b>50</b>	-	50	<b>40</b>	-	40	<b>180</b>	-	180	-	-	-	-	-	-