


AUDI FIS SKI WORLD CUP 2017/18

Wengen (SUI)


5th MEN'S DOWNHILL

ALPHABETICAL LIST OF COMPETITORS

Number of Competitors: 62, Number of NSA: 17

NSA	FIS Code	Name	FIS Points (28th of December 2017 - List 8)									
			DH	SL	GS	SG	AC					
AUT (8)	51215	BAUMANN Romed	4.87	(20)	411.20	(5240)	37.38	(742)	18.13	(126)	4.17	(11)
	53968	BERTHOLD Frederic	8.29	(41)	99.14	(2752)	69.84	(1973)	13.97	(80)	4.34	(14)
	53817	FRANZ Max	3.62	(8)	576.63	(5377)	153.30	(4086)	2.36	(4)	25.49	(78)
	53980	KRIECHMAYR Vincent	4.24	(13)	145.11	(3816)	34.55	(640)	2.73	(5)	4.17	(11)
	53902	MAYER Matthias	2.75	(6)	306.80	(5052)	32.49	(577)	3.61	(10)	21.36	(57)
	50742	REICHELTH Hannes	4.08	(11)	999.00	(5467)	44.88	(1018)	1.89	(3)	73.44	(438)
	54005	STRIEDINGER Otmar	12.87	(71)	999.00	(5467)	100.04	(2942)	9.75	(51)	45.77	(222)
	54009	WALDER Christian	9.05	(46)	649.29	(5406)	26.40	(394)	7.50	(39)	33.83	(134)
CAN (4)	102899	OSBORNE-PARADIS Manuel	4.20	(12)	999.00	(5467)	239.16	(4832)	5.59	(21)	-	
	104468	READ Jeffrey	24.15	(130)	9.40	(59)	17.40	(187)	11.64	(66)	41.39	(189)
	104096	THOMPSON Broderick	8.97	(45)	37.40	(694)	48.81	(1165)	11.39	(64)	38.50	(171)
	103271	THOMSEN Benjamin	15.40	(92)	457.08	(5289)	36.42	(711)	26.60	(203)	399.10	(1756)
CRO (1)	380292	ZRNCIC DIM Natko	12.71	(69)	15.44	(149)	41.64	(899)	13.06	(76)	5.38	(24)
CZE (1)	151215	FOREJTEK Filip	19.69	(112)	38.55	(737)	29.37	(480)	44.59	(429)	37.43	(158)
DEN (1)	170131	FAARUP Christoffer	16.56	(94)	53.76	(1257)	24.50	(349)	16.72	(107)	29.67	(101)
FIN (1)	180570	ROMAR Andreas	19.50	(111)	77.31	(2068)	60.20	(1588)	18.54	(130)	22.63	(59)
FRA (7)	191740	CLAREY Johan	5.07	(22)	820.34	(5446)	111.09	(3248)	20.77	(146)	150.17	(1032)
	192932	FAYED Guillermo	5.54	(25)	236.88	(4748)	88.34	(2574)	34.20	(279)	462.42	(1829)
	194298	GIEZENDANNER Blaise	8.50	(42)	378.68	(5191)	57.42	(1488)	5.87	(25)	22.76	(60)
	194167	MUZATON Maxence	6.53	(35)	153.77	(3944)	217.97	(4719)	14.02	(82)	3.47	(9)
	194368	RAFFORT Nicolas	9.81	(54)	395.06	(5216)	76.46	(2228)	17.53	(118)	73.24	(437)
	194190	ROGER Brice	5.99	(29)	154.28	(3950)	172.41	(4344)	14.62	(88)	130.58	(882)
	192746	THEAUX Adrien	3.57	(7)	70.79	(1840)	210.87	(4681)	4.28	(13)	5.69	(26)
GER (4)	202535	DRESSEN Thomas	4.69	(17)	55.28	(1316)	40.13	(846)	5.63	(22)	5.99	(30)
	202059	FERSTL Josef	6.59	(36)	160.23	(4043)	86.31	(2503)	3.57	(9)	33.43	(131)
	200379	SANDER Andreas	4.35	(15)	545.72	(5355)	601.91	(5350)	4.34	(14)	33.88	(135)
	202525	SCHMID Manuel	9.76	(53)	393.11	(5212)	37.18	(736)	17.93	(123)	667.67	(1933)
ITA (6)	6290985	BUZZI Emanuele	12.71	(69)	126.41	(3440)	14.03	(123)	12.01	(68)	29.27	(97)

5th MEN'S DOWNHILL
ALPHABETICAL LIST OF COMPETITORS

Number of Competitors: 62, Number of NSA: 17

NSA	FIS Code	Name	FIS Points (28th of December 2017 - List 8)							
			DH	SL	GS	SG	AC			
ITA (6)	990081	CASSE Mattia	9.83 (55)	214.23 (4594)	28.74 (457)	6.00 (31)	29.79 (102)			
	6290393	CAZZANIGA Davide	17.98 (100)	229.64 (4684)	149.84 (4033)	15.53 (99)	49.53 (259)			
	292455	FILL Peter	1.13 (4)	318.45 (5081)	95.99 (2798)	3.40 (8)	41.58 (192)			
	293006	INNERHOFER Christof	4.97 (21)	105.00 (2893)	28.70 (455)	4.56 (15)	19.70 (47)			
	291459	PARIS Dominik	1.70 (5)	688.71 (5419)	25.18 (368)	3.03 (6)	4.60 (18)			
JPN (1)	303758	SUGAI Ryo	35.39 (204)	26.72 (377)	42.93 (945)	17.28 (113)	29.42 (99)			
KOS (1)	942023	TAHIRI Albin	65.55 (447)	97.63 (2707)	78.24 (2283)	63.90 (742)	98.41 (608)			
NOR (5)	421483	JANSRUD Kjetil	0.11 (2)	130.73 (3516)	27.37 (422)	0.00 (1)	5.90 (29)			
	422139	KILDE Aleksander Aamodt	3.81 (10)	95.18 (2635)	14.00 (122)	1.78 (2)	0.78 (2)			
	422120	SAUGESTAD Stian	10.93 (62)	41.69 (848)	17.66 (194)	9.89 (54)	23.48 (67)			
	422310	SEJERSTED Adrian Smiseth	8.71 (43)	83.90 (2282)	32.64 (582)	5.99 (30)	42.58 (201)			
	421328	SVINDAL Aksel Lund	0.00 (1)	97.35 (2701)	30.83 (523)	3.23 (7)	4.43 (15)			
SLO (4)	561255	CATER Martin	6.33 (34)	43.11 (908)	24.70 (354)	5.90 (27)	4.17 (11)			
	561216	KLINE Bostjan	4.27 (14)	135.48 (3610)	31.55 (545)	5.16 (17)	35.10 (143)			
	561217	KOSI Klemen	7.33 (39)	18.26 (202)	18.08 (203)	6.32 (34)	5.38 (24)			
	561067	PERKO Rok	21.02 (116)	710.91 (5427)	48.54 (1157)	18.86 (133)	48.00 (244)			
SRB (1)	310426	VUKICEVIC Marko	7.66 (40)	26.13 (362)	39.66 (831)	15.47 (97)	20.77 (53)			
SUI (10)	512031	BARANDUN Gian Luca	10.18 (56)	106.97 (2932)	32.69 (584)	9.30 (49)	28.96 (95)			
	511513	CAVIEZEL Mauro	5.14 (24)	45.54 (980)	25.31 (376)	5.34 (19)	2.00 (6)			
	511383	FEUZ Beat	0.44 (3)	290.87 (4994)	71.49 (2041)	4.13 (12)	50.68 (268)			
	511529	GISIN Marc	9.56 (49)	174.23 (4233)	113.59 (3306)	11.02 (61)	4.86 (20)			
	512042	KRYENBUEHL Urs	10.96 (63)	112.23 (3073)	42.40 (928)	11.66 (67)	32.31 (116)			
	511139	KUENG Patrick	5.07 (22)	363.02 (5166)	287.43 (5012)	14.45 (87)	322.92 (1638)			
	511847	MANI Nils	6.00 (31)	232.25 (4713)	40.94 (876)	15.34 (96)	4.73 (19)			
	512038	ROGENTIN Stefan	10.90 (61)	63.00 (1568)	11.34 (87)	12.30 (70)	16.44 (40)			
	512039	ROULIN Gilles	5.92 (27)	77.57 (2073)	9.89 (68)	6.00 (31)	17.60 (43)			
	511981	WEBER Ralph	13.22 (77)	71.54 (1875)	130.59 (3695)	12.81 (73)	20.24 (50)			
SWE (1)	501987	MONSEN Felix	15.03 (90)	41.04 (816)	22.48 (295)	13.27 (78)	30.65 (108)			
USA (6)	6530104	BENNETT Bryce	5.69 (26)	33.60 (571)	102.81 (3004)	21.01 (151)	4.56 (17)			
	6531127	DUFFY Drew	27.74 (153)	22.13 (277)	21.05 (269)	12.01 (68)	24.52 (73)			
	934643	GOLDBERG Jared	5.99 (29)	75.33 (2000)	30.41 (513)	9.00 (47)	15.21 (36)			
	930024	MAPLE Wiley	12.96 (72)	200.61 (4502)	62.56 (1681)	29.47 (226)	108.96 (709)			
	533866	NYMAN Steven	4.80 (18)	548.86 (5359)	67.08 (1855)	19.20 (137)	44.97 (218)			
	6531217	WEISEL Kipling	18.74 (105)	20.17 (229)	13.15 (115)	10.15 (56)	23.35 (65)			

LEGEND	DH Downhill	SL Slalom	GS Giant Slalom	SG Super-G	AC Alpine Combined
---------------	--------------------	------------------	------------------------	-------------------	---------------------------

13-01-2018 / Wengen (SUI) / 0044

Page 2/2

Data Processing by LONGINES


www.fis-ski.com

LONGINES Timing

Generation Date: SAT 13 JAN 2018

Time: 12:41

Document: 32E 1.0




AUDI FIS SKI WORLD CUP 2017/18


Audi FIS Ski World Cup

Wengen (SUI)


5th MEN'S DOWNHILL

SAT 13 JAN 2018

DRAW LIST BY POINTS
Number of Competitors: 62, Number of NSA: 17 Ranked 120 in the FIS List: PANGRAZZI P. FIS Pts: 21.80

No.	FIS Code	Name	NSA	WCSL-DH	WCSL-O	FIS-DH
1	421328	SVINDAL Aksel Lund	NOR	541 (1)	794 (5)	0.00 (1)
2	421483	JANSRUD Kjetil	NOR	498 (2)	1075 (3)	0.11 (2)
3	511383	FEUZ Beat	SUI	477 (3)	650 (9)	0.44 (3)
4	291459	PARIS Dominik	ITA	435 (4)	745 (7)	1.70 (5)
5	292455	FILL Peter	ITA	386 (5)	752 (6)	1.13 (4)
6	53902	MAYER Matthias	AUT	313 (6)	598 (10)	2.75 (6)
7	192746	THEAUX Adrien	FRA	254 (7)	427 (18)	3.57 (7)
8	53817	FRANZ Max	AUT	250 (8)	542 (13)	3.62 (8)
9	422139	KILDE Aleksander Aamodt	NOR	228 (9)	681 (8)	3.81 (9)
10	50742	REICHELTH Hannes	AUT	225 (10)	549 (12)	4.08 (10)
11	102899	OSBORNE-PARADIS Manuel	CAN	201 (11)	276 (36)	4.20 (11)
12	53980	KRIECHMAYR Vincent	AUT	181 (13)	469 (15)	4.24 (12)
13	202535	DRESSEN Thomas	GER	175 (14)	317 (29)	4.69 (15)
14	200379	SANDER Andreas	GER	171 (15)	330 (26)	4.35 (14)
15	561216	KLINE Bostjan	SLO	168 (16)	286 (32)	4.27 (13)
16	293006	INNERHOFER Christof	ITA	153 (17)	324 (28)	4.97 (18)
17	511139	KUENG Patrick	SUI	147 (18)	154 (54)	5.07 (20)
18	51215	BAUMANN Romed	AUT	142 (20)	240 (41)	4.87 (17)
19	511513	CAVIEZEL Mauro	SUI	140 (21)	360 (22)	5.14 (21)
20	533866	NYMAN Steven	USA	132 (22)	142 (58)	4.80 (16)
21	191740	CLAREY Johan	FRA	130 (23)	133 (60)	5.07 (19)
22	6530104	BENNETT Bryce	USA	99 (25)	164 (53)	5.69 (23)
23	192932	FAYED Guillermo	FRA	91 (26)	91 (73)	5.54 (22)
24	512039	ROULIN Gilles	SUI	80 (27)	113 (65)	5.92 (24)
25	934643	GOLDBERG Jared	USA	78 (28)	107 (67)	5.99 (26)
26	194190	ROGER Brice	FRA	70 (29)	83 (77)	5.99 (25)
27	202059	FERSTL Josef	GER	58 (31)	269 (38)	6.59 (30)
28	194167	MUZATON Maxence	FRA	31 (33)	75 (81)	6.53 (29)
29	54009	WALDER Christian	AUT	31 (33)	73 (84)	9.05 (37)
30	194368	RAFFORT Nicolas	FRA	28 (35)	28 (118)	9.81 (40)
31	511847	MANI Nils	SUI	22 (39)	52 (96)	6.00 (27)
32	561255	CATER Martin	SLO	12 (52)	128 (61)	6.33 (28)
33	561217	KOSI Klemen	SLO	1 (66)	41 (107)	7.33 (31)
34	310426	VUKICEVIC Marko	SRB	-	-	7.66 (32)
35	53968	BERTHOLD Frederic	AUT	7 (56)	42 (105)	8.29 (33)
36	194298	GIEZENDANNER Blaise	FRA	21 (41)	83 (77)	8.50 (34)
37	422310	SEJERSTED Adrian Smiseth	NOR	23 (38)	75 (81)	8.71 (35)

Number of Competitors: 62, Number of NSA: 17 Ranked 120 in the FIS List: PANGRAZZI P. FIS Pts: 21.80

No.	FIS Code	Name	NSA	WCSL-DH	WCSL-O	FIS-DH
38	104096	THOMPSON Broderick	CAN	16 (47)	62 (90)	8.97 (36)
39	511529	GISIN Marc	SUI	25 (36)	51 (99)	9.56 (38)
40	202525	SCHMID Manuel	GER	15 (48)	15 (141)	9.76 (39)
41	990081	CASSE Mattia	ITA	7 (56)	13 (147)	9.83 (41)
42	512031	BARANDUN Gian Luca	SUI	22 (39)	52 (96)	10.18 (42)
43	512038	ROGENTIN Stefan	SUI	-	7 (161)	10.90 (43)
44	422120	SAUGESTAD Stian	NOR	12 (52)	26 (121)	10.93 (44)
45	512042	KRYENBUEHL Urs	SUI	20 (43)	35 (109)	10.96 (45)
46	6290985	BUZZI Emanuele	ITA	5 (59)	20 (127)	12.71 (47)
47	380292	ZRNCIC DIM Natko	CRO	-	12 (149)	12.71 (46)
48	54005	STRIEDINGER Otmar	AUT	25 (36)	34 (111)	12.87 (48)
49	930024	MAPLE Wiley	USA	7 (56)	7 (161)	12.96 (49)
50	511981	WEBER Ralph	SUI	2 (64)	39 (108)	13.22 (50)
51	501987	MONSEN Felix	SWE	1 (66)	17 (134)	15.03 (51)
52	103271	THOMSEN Benjamin	CAN	5 (59)	5 (172)	15.40 (52)
53	170131	FAARUP Christoffer	DEN	-	-	16.56 (53)
54	6290393	CAZZANIGA Davide	ITA	-	-	17.98 (54)
55	6531217	WEISEL Kipling	USA	-	-	18.74 (55)
56	180570	ROMAR Andreas	FIN	5 (59)	16 (138)	19.50 (56)
57	151215	FOREJTEK Filip	CZE	-	-	19.69 (57)
58	561067	PERKO Rok	SLO	-	-	21.02 (58)
59	104468	READ Jeffrey	CAN	-	-	> 24.15 (59)
60	6531127	DUFFY Drew	USA	-	-	> 27.74 (60)
61	303758	SUGAI Ryo	JPN	-	2 (186)	> 35.39 (61)
62	942023	TAHIRI Albin	KOS	-	-	> 65.55 (62)

LEGEND

WCSL-DH World Cup Start List points for Downhill **WCSL-O** Overall WCSL points **No.** Control Number
FIS-DH FIS points for Downhill

13-01-2018 / Wengen (SUI) / 0044

Page 2/2

Data Processing by LONGINES


www.fis-ski.com

LONGINES Timing

Generation Date: SAT 13 JAN 2018

Time: 12:41

Document: 45A 1.0




AUDI FIS SKI WORLD CUP 2017/18

Wengen (SUI)


5th MEN'S DOWNHILL

SAT 13 JAN 2018

START LIST

Start Time: 12:30

Jury			Technical Data	
TD FIS	Yves DIMIER	FRA	Course Name	Lauberhorn
Referee	Markus WALDNER	FIS	Start Altitude	2315 m
Assistant Referee	Hannes TRINKL	FIS	Finish Altitude	1287 m
Chief of Race	Bob LEHMANN	SUI	Vertical Drop	1028 m
			Course Length	4270 m
			Homologation Number	12057/09/16

Race Information

Course Setter	Hannes TRINKL	FIS
Number of Gates	48	
Start Time	12:30	
Forerunners	A - Fabian HUG	SUI
	B - Linus METTLER	SUI
	C - Daniel CRAWLEY	SUI

Number of Competitors: 62, Number of NSA: 17

Bib	FIS Code	Name	Year of Birth	NSA	Time	Ski
1	511383	FEUZ Beat	1987	SUI		Head
2	102899	OSBORNE-PARADIS Manuel	1984	CAN		Head
3	421328	SVINDAL Aksel Lund	1982	NOR		Head
4	202535	DRESSEN Thomas	1993	GER		Rossignol
5	421483	JANSRUD Kjetil	1985	NOR		Head
6	533866	NYMAN Steven	1982	USA		Fischer
7	291459	PARIS Dominik	1989	ITA		Nordica
8	293006	INNERHOFER Christof	1984	ITA		Rossignol
9	292455	FILL Peter	1982	ITA		Atomic
10	511139	KUENG Patrick	1984	SUI		Salomon
11	53902	MAYER Matthias	1990	AUT		Head
12	561216	KLINE Bostjan	1991	SLO		Stoeckli
13	192746	THEAUX Adrien	1984	FRA		Head
14	511513	CAVIEZEL Mauro	1988	SUI		Atomic
15	53817	FRANZ Max	1989	AUT		Atomic
16	51215	BAUMANN Romed	1986	AUT		Salomon
17	422139	KILDE Aleksander Aamodt	1992	NOR		Head
18	200379	SANDER Andreas	1989	GER		Atomic
19	50742	REICHELHANN Hannes	1980	AUT		Salomon
20	53980	KRIECHMAYR Vincent	1991	AUT		Fischer
21	194167	MUZATON Maxence	1990	FRA		Rossignol
22	54009	WALDER Christian	1991	AUT		Head
23	6530104	BENNETT Bryce	1992	USA		Fischer

Number of Competitors: 62, Number of NSA: 17

Bib	FIS Code	Name	Year of Birth	NSA	Time	Ski
24	192932	FAYED Guillermo	1985	FRA	_____	Head
25	194368	RAFFORT Nicolas	1991	FRA	_____	Rossignol
26	512039	ROULIN Gilles	1994	SUI	_____	Head
27	194190	ROGER Brice	1990	FRA	_____	Rossignol
28	202059	FERSTL Josef	1988	GER	_____	Head
29	191740	CLAREY Johan	1981	FRA	_____	Head
30	934643	GOLDBERG Jared	1991	USA	_____	Head
31	511847	MANI Nils	1992	SUI	_____	Stoeckli
32	561255	CATER Martin	1992	SLO	_____	Stoeckli
33	561217	KOSI Klemen	1991	SLO	_____	Atomic
34	310426	VUKICEVIC Marko	1992	SRB	_____	Fischer
35	53968	BERTHOLD Frederic	1991	AUT	_____	Head
36	194298	GIEZENDANNER Blaise	1991	FRA	_____	Head
37	422310	SEJERSTED Adrian Smiseth	1994	NOR	_____	Atomic
38	104096	THOMPSON Broderick	1994	CAN	_____	Head
39	511529	GISIN Marc	1988	SUI	_____	Rossignol
40	202525	SCHMID Manuel	1993	GER	_____	Head
41	990081	CASSE Mattia	1990	ITA	_____	Head
42	512031	BARANDUN Gian Luca	1994	SUI	_____	Salomon
43	512038	ROGENTIN Stefan	1994	SUI	_____	Stoeckli
44	422120	SAUGESTAD Stian	1992	NOR	_____	Head
45	512042	KRYENBUEHL Urs	1994	SUI	_____	Stoeckli
46	6290985	BUZZI Emanuele	1994	ITA	_____	Head
47	380292	ZRNCIC DIM Natko	1986	CRO	_____	Atomic
48	54005	STRIEDINGER Otmar	1991	AUT	_____	Salomon
49	930024	MAPLE Wiley	1990	USA	_____	Atomic
50	511981	WEBER Ralph	1993	SUI	_____	Head
51	501987	MONSEN Felix	1994	SWE	_____	Atomic
52	103271	THOMSEN Benjamin	1987	CAN	_____	Head
53	170131	FAARUP Christoffer	1992	DEN	_____	Atomic
54	6290393	CAZZANIGA Davide	1992	ITA	_____	Atomic
55	6531217	WEISEL Kipling	1995	USA	_____	Stoeckli
56	180570	ROMAR Andreas	1989	FIN	_____	Head
57	151215	FOREJTEK Filip	1997	CZE	_____	
58	561067	PERKO Rok	1985	SLO	_____	Stoeckli
59	104468	READ Jeffrey	1997	CAN	_____	Atomic
60	6531127	DUFFY Drew	1995	USA	_____	
61	303758	SUGAI Ryo	1991	JPN	_____	Atomic
62	942023	TAHIRI Albin	1989	KOS	_____	


AUDI FIS SKI WORLD CUP 2017/18

Wengen (SUI)

**5th MEN'S DOWNHILL
OFFICIAL RESULTS**

 SAT 13 JAN 2018
Start Time: 12:30

Jury			Technical Data	
TD FIS	Yves DIMIER	FRA	Course Name	Lauberhorn
Referee	Markus WALDNER	FIS	Start Altitude	2315 m
Assistant Referee	Hannes TRINKL	FIS	Finish Altitude	1287 m
Chief of Race	Bob LEHMANN	SUI	Vertical Drop	1028 m
			Course Length	4270 m
			Homologation Number	12057/09/16

Race Information

Course Setter	Hannes TRINKL	FIS
Number of Gates	48	
Start Time	12:30	
Forerunners	A - Fabian HUG	SUI
	B - Linus METTLER	SUI
	C - Daniel CRAWLEY	SUI

Number of Competitors: 62, Number of NSA: 17
F-factor: 1250

Rank	Bib	FIS Code	Name	Year of Birth	NSA	Time	Diff.	Dist. (m)	Race Points	Ski
1	1	511383	FEUZ Beat	1987	SUI	2:26.50			0.00	Head
2	3	421328	SVINDAL Aksel Lund	1982	NOR	2:26.68	0.18	5.24	1.54	Head
3	11	53902	MAYER Matthias	1990	AUT	2:27.17	0.67	19.44	5.72	Head
4	19	50742	REICHELTH Hannes	1980	AUT	2:27.27	0.77	22.33	6.57	Salomon
5	4	202535	DRESSEN Thomas	1993	GER	2:27.43	0.93	26.94	7.94	Rossignol
6	20	53980	KRIECHMAYR Vincent	1991	AUT	2:27.48	0.98	28.37	8.36	Fischer
7	21	194167	MUZATON Maxence	1990	FRA	2:27.68	1.18	34.12	10.07	Rossignol
8	7	291459	PARIS Dominik	1989	ITA	2:27.72	1.22	35.27	10.41	Nordica
9	5	421483	JANSRUD Kjetil	1985	NOR	2:28.03	1.53	44.13	13.05	Head
10	9	292455	FILL Peter	1982	ITA	2:28.29	1.79	51.54	15.27	Atomic
11	32	561255	CATER Martin	1992	SLO	2:28.34	1.84	52.96	15.70	Stoeckli
11	13	192746	THEAUX Adrien	1984	FRA	2:28.34	1.84	52.96	15.70	Head
13	15	53817	FRANZ Max	1989	AUT	2:28.38	1.88	54.10	16.04	Atomic
14	26	512039	ROULIN Gilles	1994	SUI	2:28.50	2.00	57.51	17.06	Head
15	42	512031	BARANDUN Gian Luca	1994	SUI	2:28.66	2.16	62.04	18.43	Salomon
16	22	54009	WALDER Christian	1991	AUT	2:28.68	2.18	62.61	18.60	Head
17	23	6530104	BENNETT Bryce	1992	USA	2:28.74	2.24	64.31	19.11	Fischer
17	17	422139	KILDE Aleksander Aamodt	1992	NOR	2:28.74	2.24	64.31	19.11	Head
19	39	511529	GISIN Marc	1988	SUI	2:28.82	2.32	66.57	19.80	Rossignol
20	2	102899	OSBORNE-PARADIS Manuel	1984	CAN	2:28.86	2.36	67.70	20.14	Head
21	12	561216	KLINE Bostjan	1991	SLO	2:28.88	2.38	68.26	20.31	Stoeckli

#962 _____



Number of Competitors: 62, Number of NSA: 17

F-factor: 1250

Rank	Bib	FIS Code	Name	Year of Birth	NSA	Time	Diff.	Dist. (m)	Race Points	Ski
22	14	511513	CAVIEZEL Mauro	1988	SUI	2:28.90	2.40	68.82	20.48	Atomic
23	46	6290985	BUZZI Emanuele	1994	ITA	2:28.92	2.42	69.39	20.65	Head
24	40	202525	SCHMID Manuel	1993	GER	2:28.93	2.43	69.67	20.73	Head
25	25	194368	RAFFORT Nicolas	1991	FRA	2:28.94	2.44	69.95	20.82	Rossignol
26	37	422310	SEJERSTED Adrian Smiseth	1994	NOR	2:28.98	2.48	71.08	21.16	Atomic
27	16	51215	BAUMANN Romed	1986	AUT	2:29.02	2.52	72.21	21.50	Salomon
28	6	533866	NYMAN Steven	1982	USA	2:29.12	2.62	75.02	22.35	Fischer
29	29	191740	CLAREY Johan	1981	FRA	2:29.18	2.68	76.71	22.87	Head
29	18	200379	SANDER Andreas	1989	GER	2:29.18	2.68	76.71	22.87	Atomic
31	10	511139	KUENG Patrick	1984	SUI	2:29.24	2.74	78.40	23.38	Salomon
32	38	104096	THOMPSON Broderick	1994	CAN	2:29.26	2.76	78.96	23.55	Head
33	27	194190	ROGER Brice	1990	FRA	2:29.50	3.00	85.69	25.60	Rossignol
34	31	511847	MANI Nils	1992	SUI	2:29.59	3.09	88.20	26.37	Stoeckli
35	41	990081	CASSE Mattia	1990	ITA	2:29.79	3.29	93.79	28.07	Head
36	24	192932	FAYED Guillermo	1985	FRA	2:29.87	3.37	96.02	28.75	Head
37	33	561217	KOSI Klemen	1991	SLO	2:30.10	3.60	102.41	30.72	Atomic
38	52	103271	THOMSEN Benjamin	1987	CAN	2:30.17	3.67	104.35	31.31	Head
39	44	422120	SAUGESTAD Stian	1992	NOR	2:30.18	3.68	104.63	31.40	Head
40	45	512042	KRYENBUEHL Urs	1994	SUI	2:30.20	3.70	105.19	31.57	Stoeckli
41	56	180570	ROMAR Andreas	1989	FIN	2:30.25	3.75	106.57	32.00	Head
42	51	501987	MONSEN Felix	1994	SWE	2:30.74	4.24	120.11	36.18	Atomic
43	53	170131	FAARUP Christoffer	1992	DEN	2:30.93	4.43	125.33	37.80	Atomic
44	43	512038	ROGENTIN Stefan	1994	SUI	2:31.21	4.71	133.01	40.19	Stoeckli
44	35	53968	BERTHOLD Frederic	1991	AUT	2:31.21	4.71	133.01	40.19	Head
46	28	202059	FERSTL Josef	1988	GER	2:31.32	4.82	136.01	41.13	Head
47	50	511981	WEBER Ralph	1993	SUI	2:31.53	5.03	141.74	42.92	Head
48	58	561067	PERKO Rok	1985	SLO	2:31.74	5.24	147.45	44.71	Stoeckli
49	47	380292	ZRNCIC DIM Natko	1986	CRO	2:32.05	5.55	155.86	47.35	Atomic
50	34	310426	VUKICEVIC Marko	1992	SRB	2:32.14	5.64	158.29	48.12	Fischer
51	57	151215	FOREJTEK Filip	1997	CZE	2:32.36	5.86	164.23	50.00	
52	55	6531217	WEISEL Kipling	1995	USA	2:32.69	6.19	173.10	52.82	Stoeckli
53	60	6531127	DUFFY Drew	1995	USA	2:33.96	7.46	206.90	63.65	
54	61	303758	SUGAI Ryo	1991	JPN	2:34.01	7.51	208.22	64.08	Atomic
55	62	942023	TAHIRI Albin	1989	KOS	2:39.35	12.85	344.33	109.64	

DID NOT FINISH: 7 competitors

8	293006	INNERHOFER Christof	1984	ITA						Rossignol
30	934643	GOLDBERG Jared	1991	USA						Head
36	194298	GIEZENDANNER Blaise	1991	FRA						Head
48	54005	STRIEDINGER Otmar	1991	AUT						Salomon
49	930024	MAPLE Wiley	1990	USA						Atomic
54	6290393	CAZZANIGA Davide	1992	ITA						Atomic
59	104468	READ Jeffrey	1997	CAN						Atomic

Technical Delegate:
Yves DIMIER (FRA) #962

Best 10 at Finish

Rank	Bib	FIS Code	Name	NSA	FIS Points	Best 5	Race Points
1	1	511383	FEUZ Beat	SUI	0.44	0.44	0.00
2	3	421328	SVINDAL Aksel Lund	NOR	0.00	0.00	1.54
3	11	53902	MAYER Matthias	AUT	2.75		
4	19	50742	REICHELTH Hannes	AUT	4.08		
5	4	202535	DRESSEN Thomas	GER	4.69		
6	20	53980	KRIECHMAYR Vincent	AUT	4.24		
7	21	194167	MUZATON Maxence	FRA	6.53		
8	7	291459	PARIS Dominik	ITA	1.70	1.70	10.41
9	5	421483	JANSRUD Kjetil	NOR	0.11	0.11	13.05
10	9	292455	FILL Peter	ITA	1.13	1.13	15.27

Best 5 FIS Points at Start

Rank	Bib	FIS Code	Name	NSA	FIS Points
2	3	421328	SVINDAL Aksel Lund	NOR	0.00
9	5	421483	JANSRUD Kjetil	NOR	0.11
1	1	511383	FEUZ Beat	SUI	0.44
10	9	292455	FILL Peter	ITA	1.13
8	7	291459	PARIS Dominik	ITA	1.70

TOTALS:

FIS Points of Best 5 at Start (B)	3.38	
FIS Points of Best at Finish in Top 10 (A)		3.38
Race Points of Corresponding Competitors (C)		40.27
Calculated Penalty (A+B-C) : 10 =>	-3.351	
Rounded	-3.35	
Category Adder	0.00	
Correction Value (Z)	0.00	
Calculated Penalty	-3.35	
Penalty Applied	0.00	

 Technical Delegate:
Yves DIMIER (FRA) #962

Number of Competitors: 55

Rank	Bib	Name Ski	NSA	Positions			Partials			Difference		Speed	
				Pos.	Time	Rank	Pos.	Time	Rank	Time	Dist(m)	Pos.	km/h
1	1	FEUZ Beat Head	SUI	Int1: 42.70 Int2: 59.34 Int3: 1:27.68 Int4: 1:57.73 Int5: 2:09.34 Fin: 2:26.50	(2) (2) (1) (2) (2) (1)	I1-I2: 16.64 I2-I3: 28.34 I3-I4: 30.05 I4-I5: 11.61 I5-Fin: 17.16	(2) (4) (7) (4) (3)	0.11 0.16 0.00 0.08 0.02 0.00			Sp1: 108.80 Sp2: 71.90 Sp3: 110.31 Sp4: 145.88 Avg.: 104.93	(1) (21) (14) (9)	
2	3	SVINDAL Aksel Lund Head	NOR	Int1: 42.59 Int2: 59.18 Int3: 1:27.72 Int4: 1:57.65 Int5: 2:09.32 Fin: 2:26.68	(1) (1) (2) (1) (1) (2)	I1-I2: 16.59 I2-I3: 28.54 I3-I4: 29.93 I4-I5: 11.67 I5-Fin: 17.36	(1) (9) (3) (11) (10)	0.00 0.00 0.04 0.00 0.00 0.18		0.00 0.00 0.04 0.00 0.00	5.24	Sp1: 108.10 Sp2: 70.60 Sp3: 109.76 Sp4: 145.88 Avg.: 104.80	(3) (31) (20) (9)
3	11	MAYER Matthias Head	AUT	Int1: 43.16 Int2: 1:00.08 Int3: 1:28.67 Int4: 1:58.48 Int5: 2:10.06 Fin: 2:27.17	(16) (11) (8) (5) (4) (3)	I1-I2: 16.92 I2-I3: 28.59 I3-I4: 29.81 I4-I5: 11.58 I5-Fin: 17.11	(5) (13) (1) (3) (2)	0.57 0.90 0.99 0.83 0.74 0.67		19.44	Sp1: 106.90 Sp2: 70.30 Sp3: 108.92 Sp4: 146.16 Avg.: 104.45	(6) (35) (35) (7)	
4	19	REICHELT Hannes Salomon	AUT	Int1: 43.36 Int2: 1:00.36 Int3: 1:28.67 Int4: 1:58.50 Int5: 2:10.24 Fin: 2:27.27	(30) (20) (8) (6) (6) (4)	I1-I2: 17.00 I2-I3: 28.31 I3-I4: 29.83 I4-I5: 11.74 I5-Fin: 17.03	(14) (3) (2) (20) (1)	0.77 1.18 0.99 0.85 0.92 0.77		22.33	Sp1: 108.30 Sp2: 73.40 Sp3: 112.11 Sp4: 147.52 Avg.: 104.38	(2) (13) (2) (1)	
5	4	DRESSEN Thomas Rossignol	GER	Int1: 42.97 Int2: 59.89 Int3: 1:28.18 Int4: 1:58.29 Int5: 2:09.80 Fin: 2:27.43	(8) (4) (3) (3) (3) (5)	I1-I2: 16.92 I2-I3: 28.29 I3-I4: 30.11 I4-I5: 11.51 I5-Fin: 17.63	(5) (2) (10) (1) (24)	0.38 0.71 0.50 0.64 0.48 0.93		26.94	Sp1: 105.20 Sp2: 74.70 Sp3: 109.27 Sp4: 146.03 Avg.: 104.27	(21) (8) (27) (8)	
6	20	KRIECHMAYR Vincent Fischer	AUT	Int1: 43.17 Int2: 59.90 Int3: 1:28.40 Int4: 1:58.55 Int5: 2:10.20 Fin: 2:27.48	(17) (5) (4) (7) (5) (6)	I1-I2: 16.73 I2-I3: 28.50 I3-I4: 30.15 I4-I5: 11.65 I5-Fin: 17.28	(3) (7) (12) (8) (6)	0.58 0.72 0.72 0.90 0.88 0.98		28.37	Sp1: 103.30 Sp2: 72.90 Sp3: 110.19 Sp4: 145.16 Avg.: 104.23	(46) (16) (15) (19)	
7	21	MUZATON Maxence Rossignol	FRA	Int1: 43.09 Int2: 1:00.06 Int3: 1:28.43 Int4: 1:58.44 Int5: 2:10.30 Fin: 2:27.68	(13) (9) (5) (4) (7) (7)	I1-I2: 16.97 I2-I3: 28.37 I3-I4: 30.01 I4-I5: 11.86 I5-Fin: 17.38	(12) (5) (4) (35) (11)	0.50 0.88 0.75 0.79 0.98 1.18		34.12	Sp1: 106.40 Sp2: 72.90 Sp3: 110.87 Sp4: 142.71 Avg.: 104.09	(11) (16) (10) (45)	

Number of Competitors: 55

Rank	Bib	Name Ski	NSA	Positions			Partials			Difference		Speed	
				Pos.	Time	Rank	Pos.	Time	Rank	Time	Dist(m)	Pos.	km/h
8	7	PARIS Dominik Nordica	ITA	Int1: 42.72 (3) Int2: 59.99 (6) Int3: 1:28.59 (6) Int4: 1:58.63 (8) Int5: 2:10.38 (8) Fin: 2:27.72 (8)	I1-I2: 17.27 (30) I2-I3: 28.60 (14) I3-I4: 30.04 (5) I4-I5: 11.75 (21) I5-Fin: 17.34 (7)	0.13 0.81 0.91 0.98 1.06 1.22	35.27	Sp1: 106.70 (9) Sp2: 72.40 (20) Sp3: 109.05 (33) Sp4: 146.41 (4) Avg.: 104.06					
9	5	JANSRUD Kjetil Head	NOR	Int1: 43.04 (10) Int2: 1:00.05 (8) Int3: 1:28.76 (10) Int4: 1:58.84 (9) Int5: 2:10.68 (9) Fin: 2:28.03 (9)	I1-I2: 17.01 (16) I2-I3: 28.71 (18) I3-I4: 30.08 (9) I4-I5: 11.84 (30) I5-Fin: 17.35 (8)	0.45 0.87 1.08 1.19 1.36 1.53	44.13	Sp1: 106.00 (14) Sp2: 70.40 (34) Sp3: 109.12 (32) Sp4: 144.35 (29) Avg.: 103.84					
10	9	FILL Peter Atomic	ITA	Int1: 43.35 (29) Int2: 1:00.27 (16) Int3: 1:28.81 (11) Int4: 1:59.00 (10) Int5: 2:10.85 (11) Fin: 2:28.29 (10)	I1-I2: 16.92 (5) I2-I3: 28.54 (9) I3-I4: 30.19 (15) I4-I5: 11.85 (33) I5-Fin: 17.44 (15)	0.76 1.09 1.13 1.35 1.53 1.79	51.54	Sp1: 106.10 (12) Sp2: 73.20 (14) Sp3: 109.23 (29) Sp4: 145.04 (22) Avg.: 103.66					
11	32	CATER Martin Stoeckli	SLO	Int1: 43.21 (20) Int2: 1:00.16 (13) Int3: 1:29.13 (18) Int4: 1:59.46 (19) Int5: 2:11.12 (16) Fin: 2:28.34 (11)	I1-I2: 16.95 (11) I2-I3: 28.97 (27) I3-I4: 30.33 (26) I4-I5: 11.66 (10) I5-Fin: 17.22 (5)	0.62 0.98 1.45 1.81 1.80 1.84	52.96	Sp1: 106.90 (6) Sp2: 70.50 (32) Sp3: 108.10 (43) Sp4: 144.02 (32) Avg.: 103.63					
11	13	THEAUX Adrien Head	FRA	Int1: 43.23 (24) Int2: 1:00.28 (17) Int3: 1:29.01 (14) Int4: 1:59.20 (14) Int5: 2:10.99 (14) Fin: 2:28.34 (11)	I1-I2: 17.05 (19) I2-I3: 28.73 (19) I3-I4: 30.19 (15) I4-I5: 11.79 (25) I5-Fin: 17.35 (8)	0.64 1.10 1.33 1.55 1.67 1.84	52.96	Sp1: 103.80 (39) Sp2: 70.00 (40) Sp3: 110.11 (16) Sp4: 143.20 (42) Avg.: 103.63					
13	15	FRANZ Max Atomic	AUT	Int1: 43.80 (48) Int2: 1:00.74 (37) Int3: 1:28.97 (13) Int4: 1:59.16 (13) Int5: 2:10.87 (12) Fin: 2:28.38 (13)	I1-I2: 16.94 (9) I2-I3: 28.23 (1) I3-I4: 30.19 (15) I4-I5: 11.71 (14) I5-Fin: 17.51 (17)	1.21 1.56 1.29 1.51 1.55 1.88	54.10	Sp1: 105.50 (18) Sp2: 76.40 (3) Sp3: 110.99 (8) Sp4: 143.51 (38) Avg.: 103.60					
14	26	ROULIN Gilles Head	SUI	Int1: 43.42 (33) Int2: 1:00.43 (21) Int3: 1:29.09 (15) Int4: 1:59.13 (12) Int5: 2:10.84 (10) Fin: 2:28.50 (14)	I1-I2: 17.01 (16) I2-I3: 28.66 (16) I3-I4: 30.04 (5) I4-I5: 11.71 (14) I5-Fin: 17.66 (26)	0.83 1.25 1.41 1.48 1.52 2.00	57.51	Sp1: 104.70 (29) Sp2: 75.60 (6) Sp3: 109.63 (23) Sp4: 145.72 (14) Avg.: 103.52					
15	42	BARANDUN Gian Luca Salomon	SUI	Int1: 43.55 (40) Int2: 1:00.69 (34) Int3: 1:29.49 (28) Int4: 1:59.64 (24) Int5: 2:11.28 (20) Fin: 2:28.66 (15)	I1-I2: 17.14 (21) I2-I3: 28.80 (22) I3-I4: 30.15 (12) I4-I5: 11.64 (6) I5-Fin: 17.38 (11)	0.96 1.51 1.81 1.99 1.96 2.16	62.04	Sp1: 105.20 (21) Sp2: 75.70 (4) Sp3: 110.06 (18) Sp4: 143.50 (39) Avg.: 103.40					
16	22	WALDER Christian Head	AUT	Int1: 42.91 (6) Int2: 1:00.03 (7) Int3: 1:28.59 (6) Int4: 1:59.10 (11) Int5: 2:10.96 (13) Fin: 2:28.68 (16)	I1-I2: 17.12 (20) I2-I3: 28.56 (11) I3-I4: 30.51 (38) I4-I5: 11.86 (35) I5-Fin: 17.72 (30)	0.32 0.85 0.91 1.45 1.64 2.18	62.61	Sp1: 103.90 (38) Sp2: 77.40 (1) Sp3: 108.87 (36) Sp4: 145.07 (21) Avg.: 103.39					

Number of Competitors: 55

Rank	Bib	Name Ski	NSA	Positions			Partials			Difference		Speed	
				Pos.	Time	Rank	Pos.	Time	Rank	Time	Dist(m)	Pos.	km/h
17	23	BENNETT Bryce Fischer	USA	Int1: 43.34 (27) Int2: 1:00.63 (32) Int3: 1:29.32 (26) Int4: 1:59.48 (21) Int5: 2:11.21 (18) Fin: 2:28.74 (17)	I1-I2: 17.29 (33) I2-I3: 28.69 (17) I3-I4: 30.16 (14) I4-I5: 11.73 (18) I5-Fin: 17.53 (20)	0.75 1.45 1.64 1.83 1.89 2.24	64.31	Sp1: 104.70 (29) Sp2: 74.50 (9) Sp3: 111.21 (4) Sp4: 146.21 (6) Avg.: 103.35					
17	17	KILDE Aleksander Aamodt Head	NOR	Int1: 43.76 (47) Int2: 1:00.58 (30) Int3: 1:29.55 (31) Int4: 1:59.84 (31) Int5: 2:11.53 (31) Fin: 2:28.74 (17)	I1-I2: 16.82 (4) I2-I3: 28.97 (27) I3-I4: 30.29 (24) I4-I5: 11.69 (13) I5-Fin: 17.21 (4)	1.17 1.40 1.87 2.19 2.21 2.24	64.31	Sp1: 104.70 (29) Sp2: 72.90 (16) Sp3: 110.93 (9) Sp4: 145.33 (17) Avg.: 103.35					
19	39	GISIN Marc Rossignol	SUI	Int1: 43.10 (14) Int2: 1:00.78 (39) Int3: 1:29.31 (24) Int4: 1:59.42 (17) Int5: 2:11.36 (23) Fin: 2:28.82 (19)	I1-I2: 17.68 (45) I2-I3: 28.53 (8) I3-I4: 30.11 (10) I4-I5: 11.94 (46) I5-Fin: 17.46 (16)	0.51 1.60 1.63 1.77 2.04 2.32	66.57	Sp1: 106.90 (6) Sp2: 75.70 (4) Sp3: 110.58 (12) Sp4: 144.31 (30) Avg.: 103.29					
20	2	OSBORNE-PARADIS Manuel Head	CAN	Int1: 43.07 (11) Int2: 1:00.44 (22) Int3: 1:29.31 (24) Int4: 1:59.72 (27) Int5: 2:11.43 (28) Fin: 2:28.86 (20)	I1-I2: 17.37 (35) I2-I3: 28.87 (24) I3-I4: 30.41 (33) I4-I5: 11.71 (14) I5-Fin: 17.43 (13)	0.48 1.26 1.63 2.07 2.11 2.36	67.70	Sp1: 108.10 (3) Sp2: 68.60 (46) Sp3: 108.55 (40) Sp4: 146.39 (5) Avg.: 103.26					
21	12	KLINE Bostjan Stoeckli	SLO	Int1: 43.50 (35) Int2: 1:00.70 (36) Int3: 1:29.15 (20) Int4: 1:59.37 (16) Int5: 2:11.12 (16) Fin: 2:28.88 (21)	I1-I2: 17.20 (25) I2-I3: 28.45 (6) I3-I4: 30.22 (19) I4-I5: 11.75 (21) I5-Fin: 17.76 (38)	0.91 1.52 1.47 1.72 1.80 2.38	68.26	Sp1: 105.10 (25) Sp2: 76.90 (2) Sp3: 111.00 (7) Sp4: 143.79 (37) Avg.: 103.25					
22	14	CAVIEZEL Mauro Atomic	SUI	Int1: 43.62 (45) Int2: 1:00.62 (31) Int3: 1:29.24 (22) Int4: 1:59.79 (30) Int5: 2:11.47 (30) Fin: 2:28.90 (22)	I1-I2: 17.00 (14) I2-I3: 28.62 (15) I3-I4: 30.55 (42) I4-I5: 11.68 (12) I5-Fin: 17.43 (13)	1.03 1.44 1.56 2.14 2.15 2.40	68.82	Sp1: 107.20 (5) Sp2: 71.50 (24) Sp3: 111.18 (5) Sp4: 141.74 (52) Avg.: 103.24					
23	46	BUZZI Emanuele Head	ITA	Int1: 43.21 (20) Int2: 1:00.69 (34) Int3: 1:29.61 (32) Int4: 1:59.68 (25) Int5: 2:11.32 (22) Fin: 2:28.92 (23)	I1-I2: 17.48 (38) I2-I3: 28.92 (26) I3-I4: 30.07 (8) I4-I5: 11.64 (6) I5-Fin: 17.60 (22)	0.62 1.51 1.93 2.03 2.00 2.42	69.39	Sp1: 104.40 (32) Sp2: 73.50 (12) Sp3: 110.51 (13) Sp4: 146.43 (3) Avg.: 103.22					
24	40	SCHMID Manuel Head	GER	Int1: 43.22 (22) Int2: 1:00.23 (15) Int3: 1:29.30 (23) Int4: 1:59.69 (26) Int5: 2:11.42 (26) Fin: 2:28.93 (24)	I1-I2: 17.01 (16) I2-I3: 29.07 (30) I3-I4: 30.39 (29) I4-I5: 11.73 (18) I5-Fin: 17.51 (17)	0.63 1.05 1.62 2.04 2.10 2.43	69.67	Sp1: 103.60 (42) Sp2: 70.10 (38) Sp3: 109.33 (26) Sp4: 143.83 (36) Avg.: 103.22					
25	25	RAFFORT Nicolas Rossignol	FRA	Int1: 43.50 (35) Int2: 1:00.77 (38) Int3: 1:29.54 (30) Int4: 1:59.77 (28) Int5: 2:11.42 (26) Fin: 2:28.94 (25)	I1-I2: 17.27 (30) I2-I3: 28.77 (20) I3-I4: 30.23 (21) I4-I5: 11.65 (8) I5-Fin: 17.52 (19)	0.91 1.59 1.86 2.12 2.10 2.44	69.95	Sp1: 106.10 (12) Sp2: 71.90 (21) Sp3: 111.07 (6) Sp4: 146.51 (2) Avg.: 103.21					

Number of Competitors: 55

Rank	Bib	Name Ski	NSA	Positions			Partials			Difference		Speed	
				Pos.	Time	Rank	Pos.	Time	Rank	Time	Dist(m)	Pos.	km/h
26	37	SEJERSTED Adrian Smiseth Atomic	NOR	Int1: 43.13 (15) Int2: 1:00.10 (12) Int3: 1:29.17 (21) Int4: 1:59.47 (20) Int5: 2:11.23 (19) Fin: 2:28.98 (26)	I1-I2: 16.97 (12) I2-I3: 29.07 (30) I3-I4: 30.30 (25) I4-I5: 11.76 (24) I5-Fin: 17.75 (34)	0.54 0.92 1.49 1.82 1.91 2.48	71.08	Sp1: 103.30 (46) Sp2: 74.90 (7) Sp3: 110.70 (11) Sp4: 145.00 (23) Avg.: 103.18					
27	16	BAUMANN Romed Salomon	AUT	Int1: 43.26 (25) Int2: 1:00.18 (14) Int3: 1:29.09 (15) Int4: 1:59.45 (18) Int5: 2:11.29 (21) Fin: 2:29.02 (27)	I1-I2: 16.92 (5) I2-I3: 28.91 (25) I3-I4: 30.36 (28) I4-I5: 11.84 (30) I5-Fin: 17.73 (31)	0.67 1.00 1.41 1.80 1.97 2.52	72.21	Sp1: 105.80 (17) Sp2: 68.00 (50) Sp3: 108.50 (42) Sp4: 143.15 (44) Avg.: 103.15					
28	6	NYMAN Steven Fischer	USA	Int1: 42.83 (4) Int2: 59.77 (3) Int3: 1:29.14 (19) Int4: 1:59.54 (22) Int5: 2:11.39 (24) Fin: 2:29.12 (28)	I1-I2: 16.94 (9) I2-I3: 29.37 (42) I3-I4: 30.40 (30) I4-I5: 11.85 (33) I5-Fin: 17.73 (31)	0.24 0.59 1.46 1.89 2.07 2.62	75.02	Sp1: 104.10 (37) Sp2: 68.50 (47) Sp3: 108.52 (41) Sp4: 145.83 (11) Avg.: 103.08					
29	29	CLAREY Johan Head	FRA	Int1: 42.98 (9) Int2: 1:00.30 (19) Int3: 1:29.10 (17) Int4: 1:59.63 (23) Int5: 2:11.44 (29) Fin: 2:29.18 (29)	I1-I2: 17.32 (34) I2-I3: 28.80 (22) I3-I4: 30.53 (41) I4-I5: 11.81 (27) I5-Fin: 17.74 (33)	0.39 1.12 1.42 1.98 2.12 2.68	76.71	Sp1: 105.00 (26) Sp2: 74.50 (9) Sp3: 112.69 (1) Sp4: 145.36 (16) Avg.: 103.04					
29	18	SANDER Andreas Atomic	GER	Int1: 43.08 (12) Int2: 1:00.28 (17) Int3: 1:28.85 (12) Int4: 1:59.27 (15) Int5: 2:11.02 (15) Fin: 2:29.18 (29)	I1-I2: 17.20 (25) I2-I3: 28.57 (12) I3-I4: 30.42 (34) I4-I5: 11.75 (21) I5-Fin: 18.16 (50)	0.49 1.10 1.17 1.62 1.70 2.68	76.71	Sp1: 103.50 (45) Sp2: 74.20 (11) Sp3: 109.47 (25) Sp4: 144.47 (27) Avg.: 103.04					
31	10	KUENG Patrick Salomon	SUI	Int1: 42.95 (7) Int2: 1:00.52 (26) Int3: 1:29.63 (33) Int4: 1:59.85 (32) Int5: 2:11.39 (24) Fin: 2:29.24 (31)	I1-I2: 17.57 (41) I2-I3: 29.11 (32) I3-I4: 30.22 (19) I4-I5: 11.54 (2) I5-Fin: 17.85 (40)	0.36 1.34 1.95 2.20 2.07 2.74	78.40	Sp1: 103.70 (41) Sp2: 69.70 (41) Sp3: 109.74 (21) Sp4: 145.76 (12) Avg.: 103.00					
32	38	THOMPSON Broderick Head	CAN	Int1: 43.41 (32) Int2: 1:00.56 (28) Int3: 1:29.35 (27) Int4: 1:59.77 (28) Int5: 2:11.58 (32) Fin: 2:29.26 (32)	I1-I2: 17.15 (23) I2-I3: 28.79 (21) I3-I4: 30.42 (34) I4-I5: 11.81 (27) I5-Fin: 17.68 (27)	0.82 1.38 1.67 2.12 2.26 2.76	78.96	Sp1: 105.30 (19) Sp2: 73.10 (15) Sp3: 108.59 (38) Sp4: 144.28 (31) Avg.: 102.99					
33	27	ROGER Brice Rossignol	FRA	Int1: 43.37 (31) Int2: 1:00.51 (25) Int3: 1:29.53 (29) Int4: 1:59.86 (33) Int5: 2:11.75 (33) Fin: 2:29.50 (33)	I1-I2: 17.14 (21) I2-I3: 29.02 (29) I3-I4: 30.33 (26) I4-I5: 11.89 (39) I5-Fin: 17.75 (34)	0.78 1.33 1.85 2.21 2.43 3.00	85.69	Sp1: 106.60 (10) Sp2: 68.40 (48) Sp3: 108.99 (34) Sp4: 144.70 (24) Avg.: 102.82					
34	31	MANI Nils Stoekli	SUI	Int1: 43.17 (17) Int2: 1:00.57 (29) Int3: 1:29.73 (36) Int4: 2:00.13 (35) Int5: 2:12.05 (36) Fin: 2:29.59 (34)	I1-I2: 17.40 (36) I2-I3: 29.16 (35) I3-I4: 30.40 (30) I4-I5: 11.92 (43) I5-Fin: 17.54 (21)	0.58 1.39 2.05 2.48 2.73 3.09	88.20	Sp1: 105.90 (15) Sp2: 68.80 (44) Sp3: 108.59 (38) Sp4: 143.24 (41) Avg.: 102.76					

Number of Competitors: 55

Rank	Bib	Name Ski	NSA	Positions			Partials			Difference		Speed	
				Pos.	Time	Rank	Pos.	Time	Rank	Time	Dist(m)	Pos.	km/h
35	41	CASSE Mattia Head	ITA	Int1: 43.17 (17) Int2: 1:00.67 (33) Int3: 1:29.79 (37) Int4: 2:00.31 (36) Int5: 2:11.92 (34) Fin: 2:29.79 (35)	I1-I2: 17.50 (39) I2-I3: 29.12 (34) I3-I4: 30.52 (40) I4-I5: 11.61 (4) I5-Fin: 17.87 (41)	0.58 1.49 2.11 2.66 2.60 3.29	93.79	Sp1: 104.80 (27) Sp2: 71.50 (24) Sp3: 109.83 (19) Sp4: 145.16 (19) Avg.: 102.62					
36	24	FAYED Guillermo Head	FRA	Int1: 42.86 (5) Int2: 1:00.06 (9) Int3: 1:29.64 (34) Int4: 2:00.08 (34) Int5: 2:11.94 (35) Fin: 2:29.87 (36)	I1-I2: 17.20 (25) I2-I3: 29.58 (46) I3-I4: 30.44 (36) I4-I5: 11.86 (35) I5-Fin: 17.93 (43)	0.27 0.88 1.96 2.43 2.62 3.37	96.02	Sp1: 105.90 (15) Sp2: 63.20 (55) Sp3: 109.14 (31) Sp4: 143.96 (33) Avg.: 102.57					
37	33	KOSI Klemen Atomic	SLO	Int1: 43.61 (44) Int2: 1:01.08 (41) Int3: 1:30.29 (40) Int4: 2:00.48 (39) Int5: 2:12.45 (39) Fin: 2:30.10 (37)	I1-I2: 17.47 (37) I2-I3: 29.21 (38) I3-I4: 30.19 (15) I4-I5: 11.97 (47) I5-Fin: 17.65 (25)	1.02 1.90 2.61 2.83 3.13 3.60	102.41	Sp1: 104.30 (34) Sp2: 70.30 (35) Sp3: 110.09 (17) Sp4: 144.61 (25) Avg.: 102.41					
38	52	THOMSEN Benjamin Head	CAN	Int1: 43.34 (27) Int2: 1:00.53 (27) Int3: 1:29.85 (38) Int4: 2:00.34 (37) Int5: 2:12.17 (37) Fin: 2:30.17 (38)	I1-I2: 17.19 (24) I2-I3: 29.32 (40) I3-I4: 30.49 (37) I4-I5: 11.83 (29) I5-Fin: 18.00 (44)	0.75 1.35 2.17 2.69 2.85 3.67	104.35	Sp1: 104.80 (27) Sp2: 71.20 (27) Sp3: 111.24 (3) Sp4: 145.73 (13) Avg.: 102.36					
39	44	SAUGESTAD Stian Head	NOR	Int1: 43.22 (22) Int2: 1:00.47 (22) Int3: 1:29.68 (35) Int4: 2:00.35 (38) Int5: 2:12.43 (38) Fin: 2:30.18 (39)	I1-I2: 17.25 (29) I2-I3: 29.21 (38) I3-I4: 30.67 (44) I4-I5: 12.08 (53) I5-Fin: 17.75 (34)	0.63 1.29 2.00 2.70 3.11 3.68	104.63	Sp1: 102.60 (50) Sp2: 72.80 (19) Sp3: 109.27 (27) Sp4: 141.39 (53) Avg.: 102.36					
40	45	KRYENBUEHL Urs Stoekli	SUI	Int1: 43.64 (46) Int2: 1:01.32 (45) Int3: 1:30.52 (44) Int4: 2:00.80 (41) Int5: 2:12.51 (40) Fin: 2:30.20 (40)	I1-I2: 17.68 (45) I2-I3: 29.20 (36) I3-I4: 30.28 (23) I4-I5: 11.71 (14) I5-Fin: 17.69 (29)	1.05 2.14 2.84 3.15 3.19 3.70	105.19	Sp1: 105.30 (19) Sp2: 71.20 (27) Sp3: 109.49 (24) Sp4: 145.70 (15) Avg.: 102.34					
41	56	ROMAR Andreas Head	FIN	Int1: 43.50 (35) Int2: 1:01.04 (40) Int3: 1:30.15 (39) Int4: 2:00.72 (40) Int5: 2:12.64 (41) Fin: 2:30.25 (41)	I1-I2: 17.54 (40) I2-I3: 29.11 (32) I3-I4: 30.57 (43) I4-I5: 11.92 (43) I5-Fin: 17.61 (23)	0.91 1.86 2.47 3.07 3.32 3.75	106.57	Sp1: 104.20 (35) Sp2: 71.10 (29) Sp3: 108.72 (37) Sp4: 142.32 (49) Avg.: 102.31					
42	51	MONSEN Felix Atomic	SWE	Int1: 43.52 (38) Int2: 1:01.40 (46) Int3: 1:30.92 (46) Int4: 2:01.16 (43) Int5: 2:13.06 (43) Fin: 2:30.74 (42)	I1-I2: 17.88 (52) I2-I3: 29.52 (44) I3-I4: 30.24 (22) I4-I5: 11.90 (41) I5-Fin: 17.68 (27)	0.93 2.22 3.24 3.51 3.74 4.24	120.11	Sp1: 102.30 (51) Sp2: 70.20 (37) Sp3: 107.96 (47) Sp4: 143.90 (34) Avg.: 101.98					
43	53	FAARUP Christoffer Atomic	DEN	Int1: 43.59 (43) Int2: 1:01.41 (47) Int3: 1:30.99 (47) Int4: 2:01.39 (44) Int5: 2:13.18 (44) Fin: 2:30.93 (43)	I1-I2: 17.82 (49) I2-I3: 29.58 (46) I3-I4: 30.40 (30) I4-I5: 11.79 (25) I5-Fin: 17.75 (34)	1.00 2.23 3.31 3.74 3.86 4.43	125.33	Sp1: 103.10 (48) Sp2: 71.50 (24) Sp3: 107.98 (46) Sp4: 145.17 (18) Avg.: 101.85					

Number of Competitors: 55


Rank	Bib	Name Ski	NSA	Positions			Partials			Difference		Speed		
				Pos.	Time	Rank	Pos.	Time	Rank	Time	Dist(m)	Pos.	km/h	Rank
44	43	ROGENTIN Stefan Stoeckli	SUI	Int1:	43.27	(26)	I1-I2:	17.23	(28)	0.68		Sp1:	102.00	(52)
				Int2:	1:00.50	(24)	I2-I3:	29.86	(51)	1.32		Sp2:	66.70	(52)
				Int3:	1:30.36	(41)	I3-I4:	30.74	(46)	2.68		Sp3:	106.84	(52)
				Int4:	2:01.10	(42)	I4-I5:	11.84	(30)	3.45		Sp4:	141.81	(51)
				Int5:	2:12.94	(42)	I5-Fin:	18.27	(52)	3.62				
				Fin:	2:31.21	(44)				4.71	133.01	Avg.:	101.66	
44	35	BERTHOLD Frederic Head	AUT	Int1:	43.58	(42)	I1-I2:	17.84	(50)	0.99		Sp1:	104.20	(35)
				Int2:	1:01.42	(48)	I2-I3:	29.58	(46)	2.24		Sp2:	70.80	(30)
				Int3:	1:31.00	(48)	I3-I4:	30.51	(38)	3.32		Sp3:	109.16	(30)
				Int4:	2:01.51	(47)	I4-I5:	11.92	(43)	3.86		Sp4:	144.41	(28)
				Int5:	2:13.43	(46)	I5-Fin:	17.78	(39)	4.11				
				Fin:	2:31.21	(44)				4.71	133.01	Avg.:	101.66	
46	28	FERSTL Josef Head	GER	Int1:	43.55	(40)	I1-I2:	17.60	(42)	0.96		Sp1:	105.20	(21)
				Int2:	1:01.15	(42)	I2-I3:	29.35	(41)	1.97		Sp2:	69.60	(42)
				Int3:	1:30.50	(43)	I3-I4:	30.89	(49)	2.82		Sp3:	108.09	(44)
				Int4:	2:01.39	(44)	I4-I5:	11.89	(39)	3.74		Sp4:	142.56	(47)
				Int5:	2:13.28	(45)	I5-Fin:	18.04	(47)	3.96				
				Fin:	2:31.32	(46)				4.82	136.01	Avg.:	101.59	
47	50	WEBER Ralph Head	SUI	Int1:	43.47	(34)	I1-I2:	17.77	(48)	0.88		Sp1:	103.60	(42)
				Int2:	1:01.24	(43)	I2-I3:	29.52	(44)	2.06		Sp2:	68.20	(49)
				Int3:	1:30.76	(45)	I3-I4:	30.75	(47)	3.08		Sp3:	107.79	(48)
				Int4:	2:01.51	(47)	I4-I5:	11.99	(49)	3.86		Sp4:	142.34	(48)
				Int5:	2:13.50	(47)	I5-Fin:	18.03	(46)	4.18				
				Fin:	2:31.53	(47)				5.03	141.74	Avg.:	101.45	
48	58	PERKO Rok Stoeckli	SLO	Int1:	43.84	(49)	I1-I2:	17.63	(43)	1.25		Sp1:	103.80	(39)
				Int2:	1:01.47	(49)	I2-I3:	29.73	(49)	2.29		Sp2:	68.70	(45)
				Int3:	1:31.20	(49)	I3-I4:	30.67	(44)	3.52		Sp3:	107.79	(48)
				Int4:	2:01.87	(49)	I4-I5:	12.00	(50)	4.22		Sp4:	143.90	(34)
				Int5:	2:13.87	(49)	I5-Fin:	17.87	(41)	4.55				
				Fin:	2:31.74	(48)				5.24	147.45	Avg.:	101.30	
49	47	ZRNCIC DIM Natko Atomic	CRO	Int1:	43.99	(51)	I1-I2:	17.28	(32)	1.40		Sp1:	105.20	(21)
				Int2:	1:01.27	(44)	I2-I3:	29.20	(36)	2.09		Sp2:	71.90	(21)
				Int3:	1:30.47	(42)	I3-I4:	30.93	(50)	2.79		Sp3:	106.64	(53)
				Int4:	2:01.40	(46)	I4-I5:	12.25	(54)	3.75		Sp4:	140.59	(54)
				Int5:	2:13.65	(48)	I5-Fin:	18.40	(53)	4.33				
				Fin:	2:32.05	(49)				5.55	155.86	Avg.:	101.10	
50	34	VUKICEVIC Marko Fischer	SRB	Int1:	43.52	(38)	I1-I2:	18.20	(54)	0.93		Sp1:	104.40	(32)
				Int2:	1:01.72	(51)	I2-I3:	29.48	(43)	2.54		Sp2:	70.50	(32)
				Int3:	1:31.20	(49)	I3-I4:	30.83	(48)	3.52		Sp3:	109.69	(22)
				Int4:	2:02.03	(50)	I4-I5:	11.86	(35)	4.38		Sp4:	144.57	(26)
				Int5:	2:13.89	(50)	I5-Fin:	18.25	(51)	4.57				
				Fin:	2:32.14	(50)				5.64	158.29	Avg.:	101.04	
51	57	FOREJTEK Filip	CZE	Int1:	44.06	(52)	I1-I2:	17.68	(45)	1.47		Sp1:	101.80	(53)
				Int2:	1:01.74	(52)	I2-I3:	29.73	(49)	2.56		Sp2:	70.10	(38)
				Int3:	1:31.47	(51)	I3-I4:	30.99	(53)	3.79		Sp3:	107.55	(50)
				Int4:	2:02.46	(51)	I4-I5:	11.90	(41)	4.81		Sp4:	143.19	(43)
				Int5:	2:14.36	(51)	I5-Fin:	18.00	(44)	5.04				
				Fin:	2:32.36	(51)				5.86	164.23	Avg.:	100.89	
52	55	WEISEL Kipling Stoeckli	USA	Int1:	43.95	(50)	I1-I2:	17.64	(44)	1.36		Sp1:	102.70	(49)
				Int2:	1:01.59	(50)	I2-I3:	29.96	(52)	2.41		Sp2:	69.40	(43)
				Int3:	1:31.55	(52)	I3-I4:	31.00	(54)	3.87		Sp3:	108.08	(45)
				Int4:	2:02.55	(52)	I4-I5:	12.00	(50)	4.90		Sp4:	142.17	(50)
				Int5:	2:14.55	(52)	I5-Fin:	18.14	(49)	5.23				
				Fin:	2:32.69	(52)				6.19	173.10	Avg.:	100.67	

Number of Competitors: 55

Rank	Bib	Name Ski	NSA	Positions			Partials			Difference		Speed		
				Pos.	Time	Rank	Pos.	Time	Rank	Time	Dist(m)	Pos.	km/h	Rank
53	60	DUFFY Drew	USA	Int1:	44.28	(53)	I1-I2:	18.00	(53)	1.69		Sp1:	103.60	(42)
				Int2:	1:02.28	(53)	I2-I3:	30.04	(53)	3.10		Sp2:	64.20	(54)
				Int3:	1:32.32	(53)	I3-I4:	30.97	(52)	4.64		Sp3:	107.44	(51)
				Int4:	2:03.29	(53)	I4-I5:	11.98	(48)	5.64		Sp4:	143.28	(40)
				Int5:	2:15.27	(53)	I5-Fin:	18.69	(54)	5.95				
				Fin:	2:33.96	(53)				7.46	206.90	Avg.:	99.84	
54	61	SUGAI Ryo Atomic	JPN	Int1:	44.67	(54)	I1-I2:	17.86	(51)	2.08		Sp1:	100.90	(54)
				Int2:	1:02.53	(54)	I2-I3:	30.43	(54)	3.35		Sp2:	66.90	(51)
				Int3:	1:32.96	(54)	I3-I4:	30.94	(51)	5.28		Sp3:	106.53	(54)
				Int4:	2:03.90	(54)	I4-I5:	12.06	(52)	6.25		Sp4:	142.65	(46)
				Int5:	2:15.96	(54)	I5-Fin:	18.05	(48)	6.64				
				Fin:	2:34.01	(54)				7.51	208.22	Avg.:	99.81	
55	62	TAHIRI Albin	KOS	Int1:	45.40	(55)	I1-I2:	18.54	(55)	2.81		Sp1:	100.40	(55)
				Int2:	1:03.94	(55)	I2-I3:	31.24	(55)	4.76		Sp2:	64.80	(53)
				Int3:	1:35.18	(55)	I3-I4:	32.37	(55)	7.50		Sp3:	101.41	(55)
				Int4:	2:07.55	(55)	I4-I5:	12.51	(55)	9.90		Sp4:	140.54	(55)
				Int5:	2:20.06	(55)	I5-Fin:	19.29	(55)	10.74				
				Fin:	2:39.35	(55)				12.85	344.33	Avg.:	96.47	

LEGEND

Pos	Intermediate or Speed Position	Int2:	Intermediate 2	Int5:	Intermediate 5	Sp3:	Speed Trap 3
Avg.	Average Speed for the race	Int3:	Intermediate 3	Sp1:	Speed Trap 1	Sp4:	Speed Trap 4
Dist(m)	Distance behind the first	Int4:	Intermediate 4	Sp2:	Speed Trap 2	Fin:	Finish
Int1:	Intermediate 1						




AUDI FIS SKI WORLD CUP 2017/18

Wengen (SUI)

SAT 13 JAN 2018


**5th MEN'S DOWNHILL
PERFORMANCE ANALYSIS 2**

Number of Competitors: 62


Bib	Name Ski	NSA	Positions			Partials			Difference		Speed																					
			Pos.	Time	Rank	Pos.	Time	Rank	Time	Dist(m)	Pos.	km/h	Rank																			
1	FEUZ Beat Head	SUI	Int1: 42.70 (2)	Int2: 59.34 (2)	Int3: 1:27.68 (1)	Int4: 1:57.73 (2)	Int5: 2:09.34 (2)	Fin: 2:26.50 (1)	11-12: 16.64 (2)	12-13: 28.34 (4)	13-14: 30.05 (8)	14-15: 11.61 (4)	15-Fin: 17.16 (3)	0.11	0.16	0.00	0.08	0.02	0.00	0.00	0.00	Sp1: 108.80 (1)	Sp2: 71.90 (22)	Sp3: 110.31 (16)	Sp4: 145.88 (10)	Avg.: 104.93						
2	OSBORNE-PARADIS Manuel Head	CAN	Int1: 43.07 (12)	Int2: 1:00.44 (23)	Int3: 1:29.31 (24)	Int4: 1:59.72 (28)	Int5: 2:11.43 (28)	Fin: 2:28.86 (20)	11-12: 17.37 (39)	12-13: 28.87 (25)	13-14: 30.41 (35)	14-15: 11.71 (14)	15-Fin: 17.43 (13)	0.48	1.26	1.63	2.07	2.11	2.36	67.70	0.48	1.26	1.63	2.07	2.11	2.36	Sp1: 108.10 (3)	Sp2: 68.60 (48)	Sp3: 108.55 (42)	Sp4: 146.39 (6)	Avg.: 103.26	
3	SVINDAL Aksel Lund Head	NOR	Int1: 42.59 (1)	Int2: 59.18 (1)	Int3: 1:27.72 (2)	Int4: 1:57.65 (1)	Int5: 2:09.32 (1)	Fin: 2:26.68 (2)	11-12: 16.59 (1)	12-13: 28.54 (9)	13-14: 29.93 (4)	14-15: 11.67 (11)	15-Fin: 17.36 (10)	0.00	0.00	0.04	0.00	0.00	0.18	5.24	0.00	0.00	0.04	0.00	0.18	5.24	Sp1: 108.10 (3)	Sp2: 70.60 (33)	Sp3: 109.76 (22)	Sp4: 145.88 (10)	Avg.: 104.80	
4	DRESSEN Thomas Rossignol	GER	Int1: 42.97 (8)	Int2: 59.89 (4)	Int3: 1:28.18 (3)	Int4: 1:58.29 (3)	Int5: 2:09.80 (3)	Fin: 2:27.43 (5)	11-12: 16.92 (5)	12-13: 28.29 (2)	13-14: 30.11 (11)	14-15: 11.51 (1)	15-Fin: 17.63 (24)	0.38	0.71	0.50	0.64	0.48	0.93	26.94	0.38	0.71	0.50	0.64	0.48	0.93	26.94	Sp1: 105.20 (23)	Sp2: 74.70 (8)	Sp3: 109.27 (29)	Sp4: 146.03 (9)	Avg.: 104.27
5	JANSRUD Kjetil Head	NOR	Int1: 43.04 (10)	Int2: 1:00.05 (8)	Int3: 1:28.76 (10)	Int4: 1:58.84 (9)	Int5: 2:10.68 (9)	Fin: 2:28.03 (9)	11-12: 17.01 (16)	12-13: 28.71 (19)	13-14: 30.08 (10)	14-15: 11.84 (30)	15-Fin: 17.35 (8)	0.45	0.87	1.08	1.19	1.36	1.53	44.13	0.45	0.87	1.08	1.19	1.36	1.53	44.13	Sp1: 106.00 (15)	Sp2: 70.40 (36)	Sp3: 109.12 (34)	Sp4: 144.35 (32)	Avg.: 103.84
6	NYMAN Steven Fischer	USA	Int1: 42.83 (4)	Int2: 59.77 (3)	Int3: 1:29.14 (19)	Int4: 1:59.54 (23)	Int5: 2:11.39 (24)	Fin: 2:29.12 (28)	11-12: 16.94 (9)	12-13: 29.37 (44)	13-14: 30.40 (32)	14-15: 11.85 (33)	15-Fin: 17.73 (31)	0.24	0.59	1.46	1.89	2.07	2.62	75.02	0.24	0.59	1.46	1.89	2.07	2.62	75.02	Sp1: 104.10 (40)	Sp2: 68.50 (49)	Sp3: 108.52 (43)	Sp4: 145.83 (12)	Avg.: 103.08
7	PARIS Dominik Nordica	ITA	Int1: 42.72 (3)	Int2: 59.99 (6)	Int3: 1:28.59 (6)	Int4: 1:58.63 (8)	Int5: 2:10.38 (8)	Fin: 2:27.72 (8)	11-12: 17.27 (31)	12-13: 28.60 (15)	13-14: 30.04 (6)	14-15: 11.75 (21)	15-Fin: 17.34 (7)	0.13	0.81	0.91	0.98	1.06	1.22	35.27	0.13	0.81	0.91	0.98	1.06	1.22	35.27	Sp1: 106.70 (10)	Sp2: 72.40 (21)	Sp3: 109.05 (35)	Sp4: 146.41 (5)	Avg.: 104.06

Number of Competitors: 62

Bib	Name Ski	NSA	Positions			Partials			Difference		Speed	
			Pos.	Time	Rank	Pos.	Time	Rank	Time	Dist(m)	Pos.	km/h
8	INNERHOFER Christof Rossignol	ITA	Int1: 43.81 (54) Int2: 1:01.40 (51) Int3: Int4: Int5: Fin: DNF	I1-I2: 17.59 (46) I2-I3: I3-I4: I4-I5: I5-Fin:	1.22 2.22	Sp1: 107.20 (5) Sp2: 54.40 (59) Sp3: Sp4: Avg.:						
9	FILL Peter Atomic	ITA	Int1: 43.35 (30) Int2: 1:00.27 (17) Int3: 1:28.81 (11) Int4: 1:59.00 (10) Int5: 2:10.85 (11) Fin: 2:28.29 (10)	I1-I2: 16.92 (5) I2-I3: 28.54 (9) I3-I4: 30.19 (16) I4-I5: 11.85 (33) I5-Fin: 17.44 (15)	0.76 1.09 1.13 1.35 1.53 1.79	51.54 Avg.: 103.66	Sp1: 106.10 (13) Sp2: 73.20 (14) Sp3: 109.23 (31) Sp4: 145.04 (24)					
10	KUENG Patrick Salomon	SUI	Int1: 42.95 (7) Int2: 1:00.52 (27) Int3: 1:29.63 (34) Int4: 1:59.85 (33) Int5: 2:11.39 (24) Fin: 2:29.24 (31)	I1-I2: 17.57 (45) I2-I3: 29.11 (34) I3-I4: 30.22 (20) I4-I5: 11.54 (2) I5-Fin: 17.85 (40)	0.36 1.34 1.95 2.20 2.07 2.74	78.40 Avg.: 103.00	Sp1: 103.70 (44) Sp2: 69.70 (43) Sp3: 109.74 (23) Sp4: 145.76 (13)					
11	MAYER Matthias Head	AUT	Int1: 43.16 (17) Int2: 1:00.08 (11) Int3: 1:28.67 (8) Int4: 1:58.48 (5) Int5: 2:10.06 (4) Fin: 2:27.17 (3)	I1-I2: 16.92 (5) I2-I3: 28.59 (13) I3-I4: 29.81 (1) I4-I5: 11.58 (3) I5-Fin: 17.11 (2)	0.57 0.90 0.99 0.83 0.74 0.67	19.44 Avg.: 104.45	Sp1: 106.90 (7) Sp2: 70.30 (37) Sp3: 108.92 (37) Sp4: 146.16 (8)					
12	KLINE Bostjan Stoekli	SLO	Int1: 43.50 (39) Int2: 1:00.70 (38) Int3: 1:29.15 (20) Int4: 1:59.37 (17) Int5: 2:11.12 (16) Fin: 2:28.88 (21)	I1-I2: 17.20 (26) I2-I3: 28.45 (6) I3-I4: 30.22 (20) I4-I5: 11.75 (21) I5-Fin: 17.76 (38)	0.91 1.52 1.47 1.72 1.80 2.38	68.26 Avg.: 103.25	Sp1: 105.10 (27) Sp2: 76.90 (2) Sp3: 111.00 (7) Sp4: 143.79 (40)					
13	THEAUX Adrien Head	FRA	Int1: 43.23 (25) Int2: 1:00.28 (18) Int3: 1:29.01 (14) Int4: 1:59.20 (15) Int5: 2:10.99 (14) Fin: 2:28.34 (11)	I1-I2: 17.05 (19) I2-I3: 28.73 (20) I3-I4: 30.19 (16) I4-I5: 11.79 (25) I5-Fin: 17.35 (8)	0.64 1.10 1.33 1.55 1.67 1.84	52.96 Avg.: 103.63	Sp1: 103.80 (42) Sp2: 70.00 (42) Sp3: 110.11 (18) Sp4: 143.20 (45)					
14	CAVIEZEL Mauro Atomic	SUI	Int1: 43.62 (50) Int2: 1:00.62 (32) Int3: 1:29.24 (22) Int4: 1:59.79 (31) Int5: 2:11.47 (30) Fin: 2:28.90 (22)	I1-I2: 17.00 (14) I2-I3: 28.62 (16) I3-I4: 30.55 (44) I4-I5: 11.68 (12) I5-Fin: 17.43 (13)	1.03 1.44 1.56 2.14 2.15 2.40	68.82 Avg.: 103.24	Sp1: 107.20 (5) Sp2: 71.50 (26) Sp3: 111.18 (5) Sp4: 141.74 (55)					
15	FRANZ Max Atomic	AUT	Int1: 43.80 (53) Int2: 1:00.74 (40) Int3: 1:28.97 (13) Int4: 1:59.16 (14) Int5: 2:10.87 (12) Fin: 2:28.38 (13)	I1-I2: 16.94 (9) I2-I3: 28.23 (1) I3-I4: 30.19 (16) I4-I5: 11.71 (14) I5-Fin: 17.51 (17)	1.21 1.56 1.29 1.51 1.55 1.88	54.10 Avg.: 103.60	Sp1: 105.50 (20) Sp2: 76.40 (3) Sp3: 110.99 (8) Sp4: 143.51 (41)					
16	BAUMANN Romed Salomon	AUT	Int1: 43.26 (26) Int2: 1:00.18 (14) Int3: 1:29.09 (15) Int4: 1:59.45 (19) Int5: 2:11.29 (21) Fin: 2:29.02 (27)	I1-I2: 16.92 (5) I2-I3: 28.91 (26) I3-I4: 30.36 (30) I4-I5: 11.84 (30) I5-Fin: 17.73 (31)	0.67 1.00 1.41 1.80 1.97 2.52	72.21 Avg.: 103.15	Sp1: 105.80 (18) Sp2: 68.00 (52) Sp3: 108.50 (44) Sp4: 143.15 (47)					


Number of Competitors: 62

Bib	Name Ski	NSA	Positions			Partials			Difference		Speed	
			Pos.	Time	Rank	Pos.	Time	Rank	Time	Dist(m)	Pos.	km/h
17	KILDE Aleksander Aamodt Head	NOR	Int1: 43.76 (52) Int2: 1:00.58 (31) Int3: 1:29.55 (32) Int4: 1:59.84 (32) Int5: 2:11.53 (31) Fin: 2:28.74 (17)	I1-I2: 16.82 (4) I2-I3: 28.97 (28) I3-I4: 30.29 (25) I4-I5: 11.69 (13) I5-Fin: 17.21 (4)	1.17 1.40 1.87 2.19 2.21 2.24	64.31	Avg.: 103.35	Sp1: 104.70 (31) Sp2: 72.90 (17) Sp3: 110.93 (9) Sp4: 145.33 (19)				
18	SANDER Andreas Atomic	GER	Int1: 43.08 (13) Int2: 1:00.28 (18) Int3: 1:28.85 (12) Int4: 1:59.27 (16) Int5: 2:11.02 (15) Fin: 2:29.18 (29)	I1-I2: 17.20 (26) I2-I3: 28.57 (12) I3-I4: 30.42 (36) I4-I5: 11.75 (21) I5-Fin: 18.16 (50)	0.49 1.10 1.17 1.62 1.70 2.68	76.71	Avg.: 103.04	Sp1: 103.50 (48) Sp2: 74.20 (11) Sp3: 109.47 (27) Sp4: 144.47 (30)				
19	REICHELTH Hannes Salomon	AUT	Int1: 43.36 (31) Int2: 1:00.36 (21) Int3: 1:28.67 (8) Int4: 1:58.50 (6) Int5: 2:10.24 (6) Fin: 2:27.27 (4)	I1-I2: 17.00 (14) I2-I3: 28.31 (3) I3-I4: 29.83 (3) I4-I5: 11.74 (20) I5-Fin: 17.03 (1)	0.77 1.18 0.99 0.85 0.92 0.77	22.33	Avg.: 104.38	Sp1: 108.30 (2) Sp2: 73.40 (13) Sp3: 112.11 (2) Sp4: 147.52 (1)				
20	KRIECHMAYR Vincent Fischer	AUT	Int1: 43.17 (18) Int2: 59.90 (5) Int3: 1:28.40 (4) Int4: 1:58.55 (7) Int5: 2:10.20 (5) Fin: 2:27.48 (6)	I1-I2: 16.73 (3) I2-I3: 28.50 (7) I3-I4: 30.15 (13) I4-I5: 11.65 (8) I5-Fin: 17.28 (6)	0.58 0.72 0.72 0.90 0.88 0.98	28.37	Avg.: 104.23	Sp1: 103.30 (50) Sp2: 72.90 (17) Sp3: 110.19 (17) Sp4: 145.16 (21)				
21	MUZATON Maxence Rossignol	FRA	Int1: 43.09 (14) Int2: 1:00.06 (9) Int3: 1:28.43 (5) Int4: 1:58.44 (4) Int5: 2:10.30 (7) Fin: 2:27.68 (7)	I1-I2: 16.97 (12) I2-I3: 28.37 (5) I3-I4: 30.01 (5) I4-I5: 11.86 (35) I5-Fin: 17.38 (11)	0.50 0.88 0.75 0.79 0.98 1.18	34.12	Avg.: 104.09	Sp1: 106.40 (12) Sp2: 72.90 (17) Sp3: 110.87 (10) Sp4: 142.71 (48)				
22	WALDER Christian Head	AUT	Int1: 42.91 (6) Int2: 1:00.03 (7) Int3: 1:28.59 (6) Int4: 1:59.10 (11) Int5: 2:10.96 (13) Fin: 2:28.68 (16)	I1-I2: 17.12 (20) I2-I3: 28.56 (11) I3-I4: 30.51 (40) I4-I5: 11.86 (35) I5-Fin: 17.72 (30)	0.32 0.85 0.91 1.45 1.64 2.18	62.61	Avg.: 103.39	Sp1: 103.90 (41) Sp2: 77.40 (1) Sp3: 108.87 (38) Sp4: 145.07 (23)				
23	BENNETT Bryce Fischer	USA	Int1: 43.34 (28) Int2: 1:00.63 (33) Int3: 1:29.32 (26) Int4: 1:59.48 (22) Int5: 2:11.21 (18) Fin: 2:28.74 (17)	I1-I2: 17.29 (35) I2-I3: 28.69 (18) I3-I4: 30.16 (15) I4-I5: 11.73 (18) I5-Fin: 17.53 (20)	0.75 1.45 1.64 1.83 1.89 2.24	64.31	Avg.: 103.35	Sp1: 104.70 (31) Sp2: 74.50 (9) Sp3: 111.21 (4) Sp4: 146.21 (7)				
24	FAYED Guillermo Head	FRA	Int1: 42.86 (5) Int2: 1:00.06 (9) Int3: 1:29.64 (35) Int4: 2:00.08 (36) Int5: 2:11.94 (35) Fin: 2:29.87 (36)	I1-I2: 17.20 (26) I2-I3: 29.58 (48) I3-I4: 30.44 (38) I4-I5: 11.86 (35) I5-Fin: 17.93 (43)	0.27 0.88 1.96 2.43 2.62 3.37	96.02	Avg.: 102.57	Sp1: 105.90 (16) Sp2: 63.20 (57) Sp3: 109.14 (33) Sp4: 143.96 (36)				
25	RAFFORT Nicolas Rossignol	FRA	Int1: 43.50 (39) Int2: 1:00.77 (41) Int3: 1:29.54 (31) Int4: 1:59.77 (29) Int5: 2:11.42 (26) Fin: 2:28.94 (25)	I1-I2: 17.27 (31) I2-I3: 28.77 (21) I3-I4: 30.23 (22) I4-I5: 11.65 (8) I5-Fin: 17.52 (19)	0.91 1.59 1.86 2.12 2.10 2.44	69.95	Avg.: 103.21	Sp1: 106.10 (13) Sp2: 71.90 (22) Sp3: 111.07 (6) Sp4: 146.51 (3)				



Number of Competitors: 62

Bib	Name Ski	NSA	Positions			Partials			Difference		Speed			
			Pos.	Time	Rank	Pos.	Time	Rank	Time	Dist(m)	Pos.	km/h	Rank	
26	ROULIN Gilles Head	SUI	Int1:	43.42	(36)	I1-I2:	17.01	(16)	0.83		Sp1:	104.70	(31)	
			Int2:	1:00.43	(22)	I2-I3:	28.66	(17)	1.25		Sp2:	75.60	(6)	
			Int3:	1:29.09	(15)	I3-I4:	30.04	(6)	1.41		Sp3:	109.63	(25)	
			Int4:	1:59.13	(12)	I4-I5:	11.71	(14)	1.48		Sp4:	145.72	(15)	
			Int5:	2:10.84	(10)	I5-Fin:	17.66	(26)	1.52					
			Fin:	2:28.50	(14)					2.00	57.51	Avg.:	103.52	
			27	ROGER Brice Rossignol	FRA	Int1:	43.37	(32)	I1-I2:	17.14	(21)	0.78		Sp1:
Int2:	1:00.51	(26)				I2-I3:	29.02	(30)	1.33		Sp2:	68.40	(50)	
Int3:	1:29.53	(30)				I3-I4:	30.33	(28)	1.85		Sp3:	108.99	(36)	
Int4:	1:59.86	(34)				I4-I5:	11.89	(39)	2.21		Sp4:	144.70	(27)	
Int5:	2:11.75	(33)				I5-Fin:	17.75	(34)	2.43					
Fin:	2:29.50	(33)								3.00	85.69	Avg.:	102.82	
28	FERSTL Josef Head	GER				Int1:	43.55	(44)	I1-I2:	17.60	(47)	0.96		Sp1:
			Int2:	1:01.15	(46)	I2-I3:	29.35	(43)	1.97		Sp2:	69.60	(44)	
			Int3:	1:30.50	(45)	I3-I4:	30.89	(52)	2.82		Sp3:	108.09	(46)	
			Int4:	2:01.39	(46)	I4-I5:	11.89	(39)	3.74		Sp4:	142.56	(50)	
			Int5:	2:13.28	(45)	I5-Fin:	18.04	(47)	3.96					
			Fin:	2:31.32	(46)					4.82	136.01	Avg.:	101.59	
			29	CLAREY Johan Head	FRA	Int1:	42.98	(9)	I1-I2:	17.32	(37)	0.39		Sp1:
Int2:	1:00.30	(20)				I2-I3:	28.80	(23)	1.12		Sp2:	74.50	(9)	
Int3:	1:29.10	(17)				I3-I4:	30.53	(43)	1.42		Sp3:	112.69	(1)	
Int4:	1:59.63	(24)				I4-I5:	11.81	(27)	1.98		Sp4:	145.36	(18)	
Int5:	2:11.44	(29)				I5-Fin:	17.74	(33)	2.12					
Fin:	2:29.18	(29)								2.68	76.71	Avg.:	103.04	
30	GOLDBERG Jared Head	USA				Int1:	43.38	(33)	I1-I2:	17.35	(38)	0.79		Sp1:
			Int2:	1:00.73	(39)	I2-I3:	28.59	(13)	1.55		Sp2:	73.00	(16)	
			Int3:	1:29.32	(26)	I3-I4:	29.81	(1)	1.64		Sp3:	110.49	(15)	
			Int4:	1:59.13	(12)	I4-I5:			1.48		Sp4:	146.64	(2)	
			Int5:			I5-Fin:								
			Fin:	DNF								Avg.:		
			31	MANI Nils Stoekli	SUI	Int1:	43.17	(18)	I1-I2:	17.40	(40)	0.58		Sp1:
Int2:	1:00.57	(30)				I2-I3:	29.16	(37)	1.39		Sp2:	68.80	(46)	
Int3:	1:29.73	(38)				I3-I4:	30.40	(32)	2.05		Sp3:	108.59	(40)	
Int4:	2:00.13	(37)				I4-I5:	11.92	(43)	2.48		Sp4:	143.24	(44)	
Int5:	2:12.05	(36)				I5-Fin:	17.54	(21)	2.73					
Fin:	2:29.59	(34)								3.09	88.20	Avg.:	102.76	
32	CATER Martin Stoekli	SLO				Int1:	43.21	(21)	I1-I2:	16.95	(11)	0.62		Sp1:
			Int2:	1:00.16	(13)	I2-I3:	28.97	(28)	0.98		Sp2:	70.50	(34)	
			Int3:	1:29.13	(18)	I3-I4:	30.33	(28)	1.45		Sp3:	108.10	(45)	
			Int4:	1:59.46	(20)	I4-I5:	11.66	(10)	1.81		Sp4:	144.02	(35)	
			Int5:	2:11.12	(16)	I5-Fin:	17.22	(5)	1.80					
			Fin:	2:28.34	(11)					1.84	52.96	Avg.:	103.63	
			33	KOSI Klemen Atomic	SLO	Int1:	43.61	(49)	I1-I2:	17.47	(41)	1.02		Sp1:
Int2:	1:01.08	(45)				I2-I3:	29.21	(40)	1.90		Sp2:	70.30	(37)	
Int3:	1:30.29	(42)				I3-I4:	30.19	(16)	2.61		Sp3:	110.09	(19)	
Int4:	2:00.48	(41)				I4-I5:	11.97	(48)	2.83		Sp4:	144.61	(28)	
Int5:	2:12.45	(39)				I5-Fin:	17.65	(25)	3.13					
Fin:	2:30.10	(37)								3.60	102.41	Avg.:	102.41	
34	VUKICEVIC Marko Fischer	SRB				Int1:	43.52	(42)	I1-I2:	18.20	(60)	0.93		Sp1:
			Int2:	1:01.72	(57)	I2-I3:	29.48	(45)	2.54		Sp2:	70.50	(34)	
			Int3:	1:31.20	(52)	I3-I4:	30.83	(51)	3.52		Sp3:	109.69	(24)	
			Int4:	2:02.03	(53)	I4-I5:	11.86	(35)	4.38		Sp4:	144.57	(29)	
			Int5:	2:13.89	(51)	I5-Fin:	18.25	(51)	4.57					
			Fin:	2:32.14	(50)					5.64	158.29	Avg.:	101.04	




Number of Competitors: 62

Bib	Name Ski	NSA	Positions			Partials			Difference		Speed	
			Pos.	Time	Rank	Pos.	Time	Rank	Time	Dist(m)	Pos.	km/h
35	BERTHOLD Frederic Head	AUT	Int1: 43.58 (47) Int2: 1:01.42 (54) Int3: 1:31.00 (50) Int4: 2:01.51 (49) Int5: 2:13.43 (46) Fin: 2:31.21 (44)	I1-I2: 17.84 (56) I2-I3: 29.58 (48) I3-I4: 30.51 (40) I4-I5: 11.92 (43) I5-Fin: 17.78 (39)	0.99 2.24 3.32 3.86 4.11 4.71	133.01	Sp1: 104.20 (38) Sp2: 70.80 (32) Sp3: 109.16 (32) Sp4: 144.41 (31) Avg.: 101.66					
36	GIEZENDANNER Blaise Head	FRA	Int1: 43.40 (34) Int2: 1:00.68 (35) Int3: 1:29.72 (37) Int4: 2:00.04 (35) Int5: Fin: DNF	I1-I2: 17.28 (33) I2-I3: 29.04 (31) I3-I4: 30.32 (27) I4-I5: I5-Fin:	0.81 1.50 2.04 2.39		Sp1: 103.50 (48) Sp2: 71.80 (25) Sp3: 110.86 (11) Sp4: 145.49 (17) Avg.:					
37	SEJERSTED Adrian Smiseth Atomic	NOR	Int1: 43.13 (16) Int2: 1:00.10 (12) Int3: 1:29.17 (21) Int4: 1:59.47 (21) Int5: 2:11.23 (19) Fin: 2:28.98 (26)	I1-I2: 16.97 (12) I2-I3: 29.07 (32) I3-I4: 30.30 (26) I4-I5: 11.76 (24) I5-Fin: 17.75 (34)	0.54 0.92 1.49 1.82 1.91 2.48	71.08	Sp1: 103.30 (50) Sp2: 74.90 (7) Sp3: 110.70 (12) Sp4: 145.00 (25) Avg.: 103.18					
38	THOMPSON Broderick Head	CAN	Int1: 43.41 (35) Int2: 1:00.56 (29) Int3: 1:29.35 (28) Int4: 1:59.77 (29) Int5: 2:11.58 (32) Fin: 2:29.26 (32)	I1-I2: 17.15 (23) I2-I3: 28.79 (22) I3-I4: 30.42 (36) I4-I5: 11.81 (27) I5-Fin: 17.68 (27)	0.82 1.38 1.67 2.12 2.26 2.76	78.96	Sp1: 105.30 (21) Sp2: 73.10 (15) Sp3: 108.59 (40) Sp4: 144.28 (34) Avg.: 102.99					
39	GISIN Marc Rossignol	SUI	Int1: 43.10 (15) Int2: 1:00.78 (43) Int3: 1:29.31 (24) Int4: 1:59.42 (18) Int5: 2:11.36 (23) Fin: 2:28.82 (19)	I1-I2: 17.68 (50) I2-I3: 28.53 (8) I3-I4: 30.11 (11) I4-I5: 11.94 (47) I5-Fin: 17.46 (16)	0.51 1.60 1.63 1.77 2.04 2.32	66.57	Sp1: 106.90 (7) Sp2: 75.70 (4) Sp3: 110.58 (13) Sp4: 144.31 (33) Avg.: 103.29					
40	SCHMID Manuel Head	GER	Int1: 43.22 (23) Int2: 1:00.23 (16) Int3: 1:29.30 (23) Int4: 1:59.69 (27) Int5: 2:11.42 (26) Fin: 2:28.93 (24)	I1-I2: 17.01 (16) I2-I3: 29.07 (32) I3-I4: 30.39 (31) I4-I5: 11.73 (18) I5-Fin: 17.51 (17)	0.63 1.05 1.62 2.04 2.10 2.43	69.67	Sp1: 103.60 (45) Sp2: 70.10 (40) Sp3: 109.33 (28) Sp4: 143.83 (39) Avg.: 103.22					
41	CASSE Mattia Head	ITA	Int1: 43.17 (18) Int2: 1:00.67 (34) Int3: 1:29.79 (39) Int4: 2:00.31 (38) Int5: 2:11.92 (34) Fin: 2:29.79 (35)	I1-I2: 17.50 (43) I2-I3: 29.12 (36) I3-I4: 30.52 (42) I4-I5: 11.61 (4) I5-Fin: 17.87 (41)	0.58 1.49 2.11 2.66 2.60 3.29	93.79	Sp1: 104.80 (29) Sp2: 71.50 (26) Sp3: 109.83 (21) Sp4: 145.16 (21) Avg.: 102.62					
42	BARANDUN Gian Luca Salomon	SUI	Int1: 43.55 (44) Int2: 1:00.69 (36) Int3: 1:29.49 (29) Int4: 1:59.64 (25) Int5: 2:11.28 (20) Fin: 2:28.66 (15)	I1-I2: 17.14 (21) I2-I3: 28.80 (23) I3-I4: 30.15 (13) I4-I5: 11.64 (6) I5-Fin: 17.38 (11)	0.96 1.51 1.81 1.99 1.96 2.16	62.04	Sp1: 105.20 (23) Sp2: 75.70 (4) Sp3: 110.06 (20) Sp4: 143.50 (42) Avg.: 103.40					
43	ROGENTIN Stefan Stoekli	SUI	Int1: 43.27 (27) Int2: 1:00.50 (25) Int3: 1:30.36 (43) Int4: 2:01.10 (44) Int5: 2:12.94 (42) Fin: 2:31.21 (44)	I1-I2: 17.23 (29) I2-I3: 29.86 (53) I3-I4: 30.74 (48) I4-I5: 11.84 (30) I5-Fin: 18.27 (52)	0.68 1.32 2.68 3.45 3.62 4.71	133.01	Sp1: 102.00 (57) Sp2: 66.70 (54) Sp3: 106.84 (54) Sp4: 141.81 (54) Avg.: 101.66					


Number of Competitors: 62

Bib	Name Ski	NSA	Positions			Partials			Difference		Speed	
			Pos.	Time	Rank	Pos.	Time	Rank	Time	Dist(m)	Pos.	km/h
44	SAUGESTAD Stian Head	NOR	Int1: 43.22 (23) Int2: 1:00.47 (24) Int3: 1:29.68 (36) Int4: 2:00.35 (40) Int5: 2:12.43 (38) Fin: 2:30.18 (39)	I1-I2: 17.25 (30) I2-I3: 29.21 (40) I3-I4: 30.67 (46) I4-I5: 12.08 (54) I5-Fin: 17.75 (34)	0.63 1.29 2.00 2.70 3.11 3.68	104.63	Sp1: 102.60 (55) Sp2: 72.80 (20) Sp3: 109.27 (29) Sp4: 141.39 (56) Avg.: 102.36					
45	KRYENBUEHL Urs Stoekli	SUI	Int1: 43.64 (51) Int2: 1:01.32 (49) Int3: 1:30.52 (46) Int4: 2:00.80 (43) Int5: 2:12.51 (40) Fin: 2:30.20 (40)	I1-I2: 17.68 (50) I2-I3: 29.20 (38) I3-I4: 30.28 (24) I4-I5: 11.71 (14) I5-Fin: 17.69 (29)	1.05 2.14 2.84 3.15 3.19 3.70	105.19	Sp1: 105.30 (21) Sp2: 71.20 (29) Sp3: 109.49 (26) Sp4: 145.70 (16) Avg.: 102.34					
46	BUZZI Emanuele Head	ITA	Int1: 43.21 (21) Int2: 1:00.69 (36) Int3: 1:29.61 (33) Int4: 1:59.68 (26) Int5: 2:11.32 (22) Fin: 2:28.92 (23)	I1-I2: 17.48 (42) I2-I3: 28.92 (27) I3-I4: 30.07 (9) I4-I5: 11.64 (6) I5-Fin: 17.60 (22)	0.62 1.51 1.93 2.03 2.00 2.42	69.39	Sp1: 104.40 (34) Sp2: 73.50 (12) Sp3: 110.51 (14) Sp4: 146.43 (4) Avg.: 103.22					
47	ZRNCIC DIM Natko Atomic	CRO	Int1: 43.99 (57) Int2: 1:01.27 (48) Int3: 1:30.47 (44) Int4: 2:01.40 (48) Int5: 2:13.65 (48) Fin: 2:32.05 (49)	I1-I2: 17.28 (33) I2-I3: 29.20 (38) I3-I4: 30.93 (53) I4-I5: 12.25 (55) I5-Fin: 18.40 (53)	1.40 2.09 2.79 3.75 4.33 5.55	155.86	Sp1: 105.20 (23) Sp2: 71.90 (22) Sp3: 106.64 (55) Sp4: 140.59 (57) Avg.: 101.10					
48	STRIEDINGER Otmar Salomon	AUT	Int1: 43.05 (11) Int2: 1:00.20 (15) Int3: Int4: Int5: Fin: DNF	I1-I2: 17.15 (23) I2-I3: I3-I4: I4-I5: I5-Fin:	0.46 1.02		Sp1: 104.40 (34) Sp2: 51.50 (60) Sp3: Sp4: Avg.:					
49	MAPLE Wiley Atomic	USA	Int1: 43.55 (44) Int2: 1:01.34 (50) Int3: Int4: Int5: Fin: DNF	I1-I2: 17.79 (54) I2-I3: I3-I4: I4-I5: I5-Fin:	0.96 2.16		Sp1: Sp2: Sp3: Sp4: Avg.:					
50	WEBER Ralph Head	SUI	Int1: 43.47 (37) Int2: 1:01.24 (47) Int3: 1:30.76 (47) Int4: 2:01.51 (49) Int5: 2:13.50 (47) Fin: 2:31.53 (47)	I1-I2: 17.77 (53) I2-I3: 29.52 (46) I3-I4: 30.75 (49) I4-I5: 11.99 (50) I5-Fin: 18.03 (46)	0.88 2.06 3.08 3.86 4.18 5.03	141.74	Sp1: 103.60 (45) Sp2: 68.20 (51) Sp3: 107.79 (50) Sp4: 142.34 (51) Avg.: 101.45					
51	MONSEN Felix Atomic	SWE	Int1: 43.52 (42) Int2: 1:01.40 (51) Int3: 1:30.92 (48) Int4: 2:01.16 (45) Int5: 2:13.06 (43) Fin: 2:30.74 (42)	I1-I2: 17.88 (58) I2-I3: 29.52 (46) I3-I4: 30.24 (23) I4-I5: 11.90 (41) I5-Fin: 17.68 (27)	0.93 2.22 3.24 3.51 3.74 4.24	120.11	Sp1: 102.30 (56) Sp2: 70.20 (39) Sp3: 107.96 (49) Sp4: 143.90 (37) Avg.: 101.98					
52	THOMSEN Benjamin Head	CAN	Int1: 43.34 (28) Int2: 1:00.53 (28) Int3: 1:29.85 (40) Int4: 2:00.34 (39) Int5: 2:12.17 (37) Fin: 2:30.17 (38)	I1-I2: 17.19 (25) I2-I3: 29.32 (42) I3-I4: 30.49 (39) I4-I5: 11.83 (29) I5-Fin: 18.00 (44)	0.75 1.35 2.17 2.69 2.85 3.67	104.35	Sp1: 104.80 (29) Sp2: 71.20 (29) Sp3: 111.24 (3) Sp4: 145.73 (14) Avg.: 102.36					



Number of Competitors: 62

Bib	Name Ski	NSA	Positions			Partials			Difference		Speed	
			Pos.	Time	Rank	Pos.	Time	Rank	Time	Dist(m)	Pos.	km/h
53	FAARUP Christoffer Atomic	DEN	Int1: 43.59 (48) Int2: 1:01.41 (53) Int3: 1:30.99 (49) Int4: 2:01.39 (46) Int5: 2:13.18 (44) Fin: 2:30.93 (43)	I1-I2: 17.82 (55) I2-I3: 29.58 (48) I3-I4: 30.40 (32) I4-I5: 11.79 (25) I5-Fin: 17.75 (34)	1.00 2.23 3.31 3.74 3.86 4.43	125.33	Sp1: 103.10 (53) Sp2: 71.50 (26) Sp3: 107.98 (48) Sp4: 145.17 (20) Avg.: 101.85					
54	CAZZANIGA Davide Atomic	ITA	Int1: 44.14 (59) Int2: Int3: Int4: Int5: Fin: DNF	I1-I2: I2-I3: I3-I4: I4-I5: I5-Fin:	1.55		Sp1: Sp2: Sp3: Sp4: Avg.:					
55	WEISEL Kipling Stoekli	USA	Int1: 43.95 (56) Int2: 1:01.59 (56) Int3: 1:31.55 (55) Int4: 2:02.55 (55) Int5: 2:14.55 (53) Fin: 2:32.69 (52)	I1-I2: 17.64 (49) I2-I3: 29.96 (54) I3-I4: 31.00 (57) I4-I5: 12.00 (51) I5-Fin: 18.14 (49)	1.36 2.41 3.87 4.90 5.23 6.19	173.10	Sp1: 102.70 (54) Sp2: 69.40 (45) Sp3: 108.08 (47) Sp4: 142.17 (53) Avg.: 100.67					
56	ROMAR Andreas Head	FIN	Int1: 43.50 (39) Int2: 1:01.04 (44) Int3: 1:30.15 (41) Int4: 2:00.72 (42) Int5: 2:12.64 (41) Fin: 2:30.25 (41)	I1-I2: 17.54 (44) I2-I3: 29.11 (34) I3-I4: 30.57 (45) I4-I5: 11.92 (43) I5-Fin: 17.61 (23)	0.91 1.86 2.47 3.07 3.32 3.75	106.57	Sp1: 104.20 (38) Sp2: 71.10 (31) Sp3: 108.72 (39) Sp4: 142.32 (52) Avg.: 102.31					
57	FOREJTEK Filip	CZE	Int1: 44.06 (58) Int2: 1:01.74 (58) Int3: 1:31.47 (54) Int4: 2:02.46 (54) Int5: 2:14.36 (52) Fin: 2:32.36 (51)	I1-I2: 17.68 (50) I2-I3: 29.73 (51) I3-I4: 30.99 (56) I4-I5: 11.90 (41) I5-Fin: 18.00 (44)	1.47 2.56 3.79 4.81 5.04 5.86	164.23	Sp1: 101.80 (58) Sp2: 70.10 (40) Sp3: 107.55 (52) Sp4: 143.19 (46) Avg.: 100.89					
58	PERKO Rok Stoekli	SLO	Int1: 43.84 (55) Int2: 1:01.47 (55) Int3: 1:31.20 (52) Int4: 2:01.87 (51) Int5: 2:13.87 (50) Fin: 2:31.74 (48)	I1-I2: 17.63 (48) I2-I3: 29.73 (51) I3-I4: 30.67 (46) I4-I5: 12.00 (51) I5-Fin: 17.87 (41)	1.25 2.29 3.52 4.22 4.55 5.24	147.45	Sp1: 103.80 (42) Sp2: 68.70 (47) Sp3: 107.79 (50) Sp4: 143.90 (37) Avg.: 101.30					
59	READ Jeffrey Atomic	CAN	Int1: 43.48 (38) Int2: 1:00.77 (41) Int3: 1:31.14 (51) Int4: 2:01.91 (52) Int5: 2:13.83 (49) Fin: DNF	I1-I2: 17.29 (35) I2-I3: 30.37 (56) I3-I4: 30.77 (50) I4-I5: 11.92 (43) I5-Fin: 21.51 (56)	0.89 1.59 3.46 4.26 4.51		Sp1: 103.20 (52) Sp2: 61.30 (58) Sp3: 106.00 (57) Sp4: 144.76 (26) Avg.:					
60	DUFFY Drew	USA	Int1: 44.28 (60) Int2: 1:02.28 (59) Int3: 1:32.32 (56) Int4: 2:03.29 (56) Int5: 2:15.27 (54) Fin: 2:33.96 (53)	I1-I2: 18.00 (59) I2-I3: 30.04 (55) I3-I4: 30.97 (55) I4-I5: 11.98 (49) I5-Fin: 18.69 (54)	1.69 3.10 4.64 5.64 5.95 7.46	206.90	Sp1: 103.60 (45) Sp2: 64.20 (56) Sp3: 107.44 (53) Sp4: 143.28 (43) Avg.: 99.84					
61	SUGAI Ryo Atomic	JPN	Int1: 44.67 (61) Int2: 1:02.53 (60) Int3: 1:32.96 (57) Int4: 2:03.90 (57) Int5: 2:15.96 (55) Fin: 2:34.01 (54)	I1-I2: 17.86 (57) I2-I3: 30.43 (57) I3-I4: 30.94 (54) I4-I5: 12.06 (53) I5-Fin: 18.05 (48)	2.08 3.35 5.28 6.25 6.64 7.51	208.22	Sp1: 100.90 (59) Sp2: 66.90 (53) Sp3: 106.53 (56) Sp4: 142.65 (49) Avg.: 99.81					



Number of Competitors: 62

Bib	Name Ski	NSA	Positions			Partials			Difference		Speed		
			Pos.	Time	Rank	Pos.	Time	Rank	Time	Dist(m)	Pos.	km/h	Rank
62	TAHIRI Albin	KOS	Int1:	45.40	(62)	I1-I2:	18.54	(61)	2.81		Sp1:	100.40	(60)
			Int2:	1:03.94	(61)	I2-I3:	31.24	(58)	4.76		Sp2:	64.80	(55)
			Int3:	1:35.18	(58)	I3-I4:	32.37	(58)	7.50		Sp3:	101.41	(58)
			Int4:	2:07.55	(58)	I4-I5:	12.51	(56)	9.90		Sp4:	140.54	(58)
			Int5:	2:20.06	(56)	I5-Fin:	19.29	(55)	10.74				
			Fin:	2:39.35	(55)				12.85	344.33	Avg.:	96.47	

LEGEND							
Pos	Intermediate or Speed Position	Int2:	Intermediate 2	DNF	Did Not Finish	Sp3:	Speed Trap 3
Avg.	Average Speed for the race	Int3:	Intermediate 3	Sp1:	Speed Trap 1	Sp4:	Speed Trap 4
Dist(m)	Distance behind the first	Int4:	Intermediate 4	Sp2:	Speed Trap 2	Fin:	Finish
Int1:	Intermediate 1	Int5:	Intermediate 5				



AFTER 5th MEN'S DOWNHILL
DOWNHILL FIS WCSL LIST

Number of Competitors: 67

Rank	FIS Code	Name	NSA	25 NOV 2017 Lake Louise (CAN)					2 DEC 2017 Beaver Creek (USA)			16 DEC 2017 Val Gardena - Gröden (ITA)		28 DEC 2017 Bormio (ITA)		13 JAN 2018 Wengen (SUI)		Base - X + Y = WCSL-DH
				1	2	3	4	5										
1	421328	SVINDAL Aksel Lund	NOR	60	100	100	80	80	335	168	420							587
2	511383	FEUZ Beat	SUI	100	80	32	50	100	359	180	362							541
3	421483	JANSRUD Kjetil	NOR	45	24	80	60	29	481	241	238							478
4	291459	PARIS Dominik	ITA	15	45	40	100	32	391	196	232							427
5	292455	FILL Peter	ITA	50	26	-	20	26	483	242	122							363
6	53902	MAYER Matthias	AUT	80	22	14	40	60	261	131	216							346
7	192746	THEAUX Adrien	FRA	36	32	10	36	24	233	117	138							254
8	53817	FRANZ Max	AUT	24	15	60	32	20	199	100	151							250
9	50742	REICHELTHannes	AUT	12	9	7	45	50	253	127	123							249
10	422139	KILDE Aleksander Aamodt	NOR	40	18	13	26	14	218	109	111							220
11	202535	DRESSEN Thomas	GER	18	60	20	22	45	91	46	165							210
12	53980	KRIECHMAYR Vincent	AUT	29	40	13	3	40	160	80	125							205
13	102899	OSBORNE-PARADIS M.	CAN	11	16	16	26	11	220	110	80							190
14	102263	GUAY Erik	CAN	-	-	-	-	-	335	168	-							167
15	200379	SANDER Andreas	GER	16	36	22	1	2	160	80	77							157
16	561216	KLINE Bostjan	SLO	6	-	-	2	10	266	133	18							151
17	293006	INNERHOFER Christof	ITA	-	50	45	18	-	67	34	113							146
18	511513	CAVIEZEL Mauro	SUI	32	20	26	18	9	74	37	105							142
19	51215	BAUMANN Romed	AUT	26	-	40	5	4	118	59	75							134
20	511139	KUENG Patrick	SUI	20	-	-	29	-	164	82	49							131
21	511313	JANKA Carlo	SUI	-	-	-	-	-	240	120	-							120
22	191740	CLAREY Johan	FRA	14	29	-	8	2	132	66	53							119
23	533866	NYMAN Steven	USA	-	-	-	-	3	220	110	3							113
24	530874	GANONG Travis	USA	-	1	-	-	-	215	108	1							108
25	6530104	BENNETT Bryce	USA	10	10	24	15	14	67	34	73							106
26	512039	ROULIN Gilles	SUI	22	3	50	5	18	-	-	98							98
27	192932	FAYED Guillermo	FRA	3	13	7	-	-	113	57	23							79
28	934643	GOLDBERG Jared	USA	7	1	29	13	-	47	24	50							73
29	194190	ROGER Brice	FRA	-	14	10	6	-	66	33	30							63
30	194167	MUZATON Maxence	FRA	-	-	-	-	36	51	26	36							61
31	194542	GIRAUD MOINE Valentin	FRA	-	-	-	-	-	106	53	-							53
32	202059	FERSTL Josef	GER	2	5	18	-	-	55	28	25							52



AFTER 5th MEN'S DOWNHILL
DOWNHILL FIS WCSL LIST

25 NOV 2017 Lake Louise (CAN)
2 DEC 2017 Beaver Creek (USA)
16 DEC 2017 Val Gardena - Gröden (ITA)
28 DEC 2017 Bormio (ITA)
13 JAN 2018 Wengen (SUI)

Number of Competitors: 67

Rank	FIS Code	Name	NSA	1	2	3	4	5	Base	- X	+ Y	= WCSL-DH
33	54009	WALDER Christian	AUT	4	-	-	-	15	45	23	19	41
34	512031	BARANDUN Gian Luca	SUI	-	-	11	11	16	-	-	38	38
35	561255	CATER Martin	SLO	6	-	-	-	24	10	5	30	35
35	511529	GISIN Marc	SUI	-	2	-	12	12	18	9	26	35
37	194368	RAFFORT Nicolas	FRA	-	11	4	9	6	7	4	30	33
38	50753	KROELL Klaus	AUT	-	-	-	-	-	55	28	-	27
39	422310	SEJERSTED A.	NOR	-	12	-	-	5	19	10	17	26
40	54005	STRIEDINGER Otmar	AUT	1	-	7	14	-	5	3	22	24
41	202525	SCHMID Manuel	GER	-	-	15	-	7	-	-	22	22
42	53981	KROELL Johannes	AUT	13	7	-	-	-	-	-	20	20
43	511847	MANI Nils	SUI	-	-	3	-	-	32	16	3	19
44	512042	KRYENBUEHL Urs	SUI	-	-	-	10	-	16	8	10	18
45	194298	GIEZENDANNER Blaise	FRA	-	-	-	-	-	35	18	-	17
45	292514	HEEL Werner	ITA	-	-	8	-	-	19	10	8	17
45	532431	MILLER Bode	USA	-	-	-	-	-	35	18	-	17
48	104096	THOMPSON Broderick	CAN	8	8	-	-	-	-	-	16	16
49	531452	BIESEMEYER Thomas	USA	-	-	-	-	-	28	14	-	14
50	6290985	BUZZI Emanuele	ITA	-	-	-	-	8	9	5	8	12
51	512124	HINTERMANN Niels	SUI	-	-	-	-	-	23	12	-	11
51	191964	POISSON David	FRA	-	-	-	-	-	22	11	-	11
51	422120	SAUGESTAD Stian	NOR	-	6	-	-	-	10	5	6	11
54	530939	WEIBRECHT Andrew	USA	-	-	-	-	-	21	11	-	10
55	6190176	BAILET Matthieu	FRA	9	-	-	-	-	-	-	9	9
55	561310	HROBAT Miha	SLO	-	-	-	-	-	18	9	-	9
57	930024	MAPLE Wiley	USA	-	-	-	7	-	-	-	7	7
58	53968	BERTHOLD Frederic	AUT	-	-	-	-	-	12	6	-	6
59	990081	CASSE Mattia	ITA	-	-	-	-	-	11	6	-	5
59	180570	ROMAR Andreas	FIN	-	5	-	-	-	-	-	5	5
61	103271	THOMSEN Benjamin	CAN	-	-	1	-	-	7	4	1	4
62	54157	DANKLMAIER Daniel	AUT	-	-	-	-	-	6	3	-	3
62	293550	MARSAGLIA Matteo	ITA	-	-	-	-	-	7	4	-	3
64	202345	SCHWAIGER Dominik	GER	-	-	2	-	-	-	-	2	2
64	511981	WEBER Ralph	SUI	-	-	-	-	-	4	2	-	2
66	501987	MONSEN Felix	SWE	-	-	-	-	-	2	1	-	1
66	53933	SCHWEIGER Patrick	AUT	-	-	-	-	-	2	1	-	1

Number of Competitors per Nation until 60th position

AUT : 10	CAN : 3	FIN : 1	FRA : 10	GER : 4	ITA : 6
NOR : 5	SLO : 3	SUI : 10	USA : 8		



AFTER 5th MEN'S DOWNHILL
DOWNHILL FIS WCSL LIST

LEGEND

Base Last season WCSL points
X (Base / number of planned races in the current season) * number of completed races in the current season
Y WC points won in the current season
WCSL-DH World Cup Start List points for Downhill

13-01-2018 / Wengen (SUI) / 0044

Page 3/3

www.fis-ski.com

Generation Date: SAT 13 JAN 2018

Time: 14:57

Document: 60A 1.0



AFTER 5th MEN'S DOWNHILL
OVERALL FIS WCSL LIST

Number of Competitors: 189

Rank	FIS Code	Name	NSA	WCSL	DH	SL	GS	SG	AC
1	53831	HIRSCHER Marcel	AUT	1759	-	861 (1)	816 (1)	29 (33)	53 (16)
2	422304	KRISTOFFERSEN Henrik	NOR	1154	-	673 (2)	481 (2)	-	-
3	421483	JANSRUD Kjetil	NOR	1055	478 (3)	-	8 (57)	451 (1)	118 (5)
4	194364	PINTURAUULT Alexis	FRA	956	-	240 (12)	459 (3)	111 (16)	146 (1)
5	421328	SVINDAL Aksel Lund	NOR	840	587 (1)	-	-	234 (7)	19 (34)
6	291459	PARIS Dominik	ITA	737	427 (4)	-	-	247 (6)	63 (11)
7	292455	FILL Peter	ITA	729	363 (5)	-	-	222 (8)	144 (2)
8	511383	FEUZ Beat	SUI	714	541 (2)	-	-	173 (12)	-
9	422139	KILDE Aleksander Aamodt	NOR	673	220 (10)	-	36 (33)	331 (2)	86 (7)
10	53902	MAYER Matthias	AUT	631	346 (6)	-	-	208 (10)	77 (9)
11	50742	REICHELT Hannes	AUT	573	249 (9)	-	-	324 (3)	-
12	201702	NEUREUTHER Felix	GER	563	-	362 (4)	201 (11)	-	-
13	53817	FRANZ Max	AUT	542	250 (8)	-	-	292 (4)	-
14	53980	KRIECHMAYR Vincent	AUT	493	205 (12)	-	-	267 (5)	21 (33)
15	292491	MOELGG Manfred	ITA	485	-	358 (5)	127 (18)	-	-
16	54170	MATT Michael	AUT	452	-	446 (3)	6 (63)	-	-
17	54063	FELLER Manuel	AUT	440	-	205 (16)	235 (9)	-	-
18	192746	THEAUX Adrien	FRA	427	254 (7)	-	-	163 (13)	10 (45)
19	501017	MYHRER Andre	SWE	420	-	340 (6)	80 (23)	-	-
20	193967	MUFFAT-JEANDET Victor	FRA	373	-	112 (24)	133 (17)	4 (56)	124 (4)
21	511513	CAVIEZEL Mauro	SUI	362	142 (18)	-	-	92 (19)	128 (3)
22	421669	NESTVOLD-HAUGEN L.	NOR	360	-	117 (23)	243 (8)	-	-
23	202535	DRESSEN Thomas	GER	352	210 (11)	-	-	72 (22)	70 (10)
24	194495	FAIVRE Mathieu	FRA	349	-	-	349 (4)	-	-
25	102263	GUAY Erik	CAN	346	167 (14)	-	-	179 (11)	-
26	511896	MURISIER Justin	SUI	335	-	-	245 (7)	-	90 (6)
27	511983	AERNI Luca	SUI	325	-	265 (10)	15 (49)	-	45 (18)
28	293006	INNERHOFER Christof	ITA	317	146 (17)	-	-	144 (15)	27 (28)
29	200379	SANDER Andreas	GER	316	157 (15)	-	-	159 (14)	-
30	202437	LUITZ Stefan	GER	315	-	31 (37)	284 (5)	-	-
31	293797	GROSS Stefano	ITA	304	-	304 (7)	-	-	-
32	202462	DOPFER Fritz	GER	280	-	238 (13)	42 (30)	-	-
32	220689	RYDING Dave	GBR	280	-	280 (8)	-	-	-
34	511996	YULE Daniel	SUI	279	-	279 (9)	-	-	-
35	501324	OLSSON Matts	SWE	275	-	-	275 (6)	-	-
36	561216	KLINKE Bostjan	SLO	269	151 (16)	-	-	104 (17)	14 (38)
37	102899	OSBORNE-PARADIS Manuel	CAN	265	190 (13)	-	-	75 (21)	-



AFTER 5th MEN'S DOWNHILL
OVERALL FIS WCSL LIST

Number of Competitors: 189

Rank	FIS Code	Name	NSA	WCSL	DH	SL	GS	SG	AC
38	202059	FERSTL Josef	GER	263	52 (32)	-	-	211 (9)	-
39	501111	HARGIN Mattias	SWE	250	-	250 (11)	-	-	-
40	480736	KHOROSHIL. Alexander	RUS	236	-	236 (14)	-	-	-
41	561244	KRANJEC Zan	SLO	234	-	2 (65)	232 (10)	-	-
42	51215	BAUMANN Romed	AUT	232	134 (19)	-	-	35 (32)	63 (11)
43	990116	DE ALIPRANDINI Luca	ITA	227	-	-	201 (11)	16 (37)	10 (45)
43	422082	FOSS-SOLEV. Sebastian	NOR	227	-	226 (15)	-	-	1 (65)
45	534562	LIGETY Ted	USA	223	-	-	192 (13)	7 (49)	24 (31)
46	511313	JANKA Carlo	SUI	219	120 (21)	-	19 (45)	64 (23)	16 (35)
47	530874	GANONG Travis	USA	211	108 (24)	-	-	103 (18)	-
48	512182	MEILLARD Loic	SUI	204	-	120 (22)	84 (22)	-	-
49	54320	SCHWARZ Marco	AUT	203	-	167 (18)	14 (51)	-	22 (32)
50	292967	EISATH Florian	ITA	191	-	-	191 (14)	-	-
50	191750	FANARA Thomas	FRA	191	-	-	191 (14)	-	-
52	191459	LIZEROUX Julien	FRA	185	-	185 (17)	-	-	-
53	6530104	BENNETT Bryce	USA	171	106 (25)	-	-	6 (53)	59 (14)
54	561255	CATER Martin	SLO	151	35 (35)	-	-	54 (27)	62 (13)
55	192665	GRANGE Jean-Baptiste	FRA	147	-	147 (19)	-	-	-
55	421860	NORDBOTTEN Jonathan	NOR	147	-	147 (19)	-	-	-
57	53889	HIRSCHBUEHL Christian	AUT	145	-	144 (21)	1 (68)	-	-
58	511139	KUENG Patrick	SUI	138	131 (20)	-	-	7 (49)	-
58	54031	LEITINGER Roland	AUT	138	-	-	138 (16)	-	-
60	512039	ROULIN Gilles	SUI	131	98 (26)	-	-	29 (33)	4 (53)
61	291318	TONETTI Riccardo	ITA	128	-	8 (54)	91 (21)	-	29 (26)
62	103729	READ Erik	CAN	125	-	70 (30)	42 (30)	-	13 (39)
63	533866	NYMAN Steven	USA	123	113 (23)	-	-	10 (43)	-
64	191740	CLAREY Johan	FRA	122	119 (22)	-	-	3 (58)	-
65	51007	SCHOERGHOFFER Philipp	AUT	114	-	-	114 (19)	-	-
66	481327	TRIKHICHEV Pavel	RUS	109	-	14 (48)	15 (49)	-	80 (8)
67	202451	STRASSER Linus	GER	107	-	95 (26)	12 (53)	-	-
67	511902	ZENHAEUSERN Ramon	SUI	107	-	107 (25)	-	-	-
69	194167	MUZATON Maxence	FRA	105	61 (30)	-	-	11 (41)	33 (22)
70	934643	GOLDBERG Jared	USA	102	73 (28)	-	-	1 (62)	28 (27)
71	511852	CAVIEZEL Gino	SUI	94	-	-	94 (20)	-	-
72	534508	CHODOUNSKY David	USA	92	-	64 (31)	28 (38)	-	-
72	100558	COOK Dustin	CAN	92	-	-	-	92 (19)	-
74	380335	ZUBCIC Filip	CRO	84	-	-	80 (23)	-	4 (53)
75	54009	WALDER Christian	AUT	83	41 (33)	-	-	40 (31)	2 (62)
76	532431	MILLER Bode	USA	81	17 (45)	-	-	61 (24)	3 (57)
77	192932	FAYED Guillermo	FRA	79	79 (27)	-	-	-	-
77	194298	GIEZENDANNER Blaise	FRA	79	17 (45)	-	-	56 (25)	6 (51)
77	194542	GIRAUD MOINE Valentin	FRA	79	53 (31)	-	-	-	26 (29)
80	422310	SEJERSTED Adrian Smiseth	NOR	78	26 (39)	-	-	48 (30)	4 (53)
81	51395	DIGRUBER Marc	AUT	76	-	76 (27)	-	-	-
81	561322	HADALIN Stefan	SLO	76	-	54 (32)	19 (45)	-	3 (57)
81	194190	ROGER Brice	FRA	76	63 (29)	-	-	13 (40)	-
84	301709	YUASA Naoki	JPN	75	-	75 (28)	-	-	-

13-01-2018 / Wengen (SUI) / 0044

Page 2/5

www.fis-ski.com

Generation Date: SAT 13 JAN 2018

Time: 14:57

Document: 60B 1.0



AFTER 5th MEN'S DOWNHILL
OVERALL FIS WCSL LIST

Number of Competitors: 189

Rank	FIS Code	Name	NSA	WCSL	DH	SL	GS	SG	AC
85	531799	FORD Tommy	USA	73	-	-	73 (25)	-	-
86	290732	THALER Patrick	ITA	71	-	71 (29)	-	-	-
87	531452	BIESEMEYER Thomas	USA	70	14 (49)	-	-	56 (25)	-
87	6530319	COCHRAN-SIEGLE Ryan	USA	70	-	-	21 (44)	9 (46)	40 (19)
89	512031	BARANDUN Gian Luca	SUI	68	38 (34)	-	-	-	30 (24)
90	192504	MERMILLOD BLONDIN T.	FRA	62	-	-	-	4 (56)	58 (15)
90	104096	THOMPSON Broderick	CAN	62	16 (48)	-	-	-	46 (17)
92	511529	GISIN Marc	SUI	61	35 (35)	-	-	-	26 (29)
93	530939	WEIBRECHT Andrew	USA	60	10 (54)	-	-	50 (29)	-
94	192506	MISSILLIER Steve	FRA	57	-	-	57 (26)	-	-
95	194262	BUFFET Robin	FRA	53	-	53 (33)	-	-	-
95	511908	SCHMIDIGER Reto	SUI	53	-	53 (33)	-	-	-
97	511638	TUMLER Thomas	SUI	52	-	-	-	52 (28)	-
98	512124	HINTERMANN Niels	SUI	51	11 (51)	-	-	7 (49)	33 (22)
99	294890	NANI Roberto	ITA	50	-	-	50 (27)	-	-
100	511847	MANI Nils	SUI	49	19 (43)	-	-	-	30 (24)
101	511741	ZURBRIGGEN Elia	SUI	48	-	-	48 (28)	-	-
102	422073	NETELAND Bjoernar	NOR	47	-	-	25 (39)	11 (41)	11 (43)
103	293098	RAZZOLI Giuliano	ITA	46	-	46 (35)	-	-	-
104	202597	SCHMID Alexander	GER	45	-	-	45 (29)	-	-
105	54027	BRENNSTEINER Stefan	AUT	42	-	-	42 (30)	-	-
106	53968	BERTHOLD Frederic	AUT	41	6 (58)	-	-	-	35 (21)
107	561217	KOSI Klemen	SLO	40	-	-	-	2 (59)	38 (20)
108	511981	WEBER Ralph	SUI	39	2 (64)	-	-	22 (36)	15 (36)
109	150644	KRYZL Krystof	CZE	35	-	9 (53)	17 (48)	-	9 (47)
110	512042	KRYENBUEHL Urs	SUI	33	18 (44)	-	-	15 (38)	-
110	194368	RAFFORT Nicolas	FRA	33	33 (37)	-	-	-	-
110	54005	STRIEDINGER Otmar	AUT	33	24 (40)	-	-	9 (46)	-
113	103865	PHILP Trevor	CAN	32	-	-	32 (34)	-	-
113	6291574	SALA Tommaso	ITA	32	-	32 (36)	-	-	-
115	481103	ANDRIENKO Aleksander	RUS	31	-	-	31 (35)	-	-
115	180534	SANDELL Marcus	FIN	31	-	-	31 (35)	-	-
117	534959	JITLOFF Tim	USA	29	-	-	29 (37)	-	-
118	6290985	BUZZI Emanuele	ITA	27	12 (50)	-	-	2 (59)	13 (39)
118	50753	KROELL Klaus	AUT	27	27 (38)	-	-	-	-
118	201896	STEHLE Dominik	GER	27	-	27 (38)	-	-	-
118	700830	ZAMPA Adam	SVK	27	-	20 (39)	-	-	7 (48)
122	990048	BORSOTTI Giovanni	ITA	25	-	-	25 (39)	-	-
122	422120	SAUGESTAD Stian	NOR	25	11 (51)	-	-	14 (39)	-
122	700879	ZAMPA Andreas	SVK	25	-	-	25 (39)	-	-
125	54076	KOECK Niklas	AUT	24	-	-	-	24 (35)	-
126	51159	NOESIG Christoph	AUT	23	-	-	23 (42)	-	-
126	194873	SARRAZIN Cyprien	FRA	23	-	-	23 (42)	-	-
128	202525	SCHMID Manuel	GER	22	22 (41)	-	-	-	-
129	53981	KROELL Johannes	AUT	20	20 (42)	-	-	-	-
129	511899	ROCHAT Marc	SUI	20	-	20 (39)	-	-	-
131	6190176	BAILET Matthieu	FRA	19	9 (55)	-	-	10 (43)	-

13-01-2018 / Wengen (SUI) / 0044

Page 3/5

www.fis-ski.com

Generation Date: SAT 13 JAN 2018

Time: 14:57

Document: 60B 1.0



AFTER 5th MEN'S DOWNHILL
OVERALL FIS WCSL LIST

Number of Competitors: 189

Rank	FIS Code	Name	NSA	WCSL	DH	SL	GS	SG	AC
132	54104	WALCH Magnus	AUT	18	-	-	18 (47)	-	-
133	511127	GINI Marc	SUI	17	-	17 (41)	-	-	-
133	292514	HEEL Werner	ITA	17	17 (45)	-	-	-	-
133	320266	JUNG Donghyun	KOR	17	-	17 (41)	-	-	-
133	501987	MONSEN Felix	SWE	17	1 (66)	-	-	1 (62)	15 (36)
133	934568	RUBIE Brennan	USA	17	-	-	4 (65)	-	13 (39)
138	291145	DEVILLE Cristian	ITA	16	-	16 (43)	-	-	-
138	502015	JAKOBSEN Kristoffer	SWE	16	-	16 (43)	-	-	-
138	191964	POISSON David	FRA	16	11 (51)	-	-	5 (55)	-
138	180570	ROMAR Andreas	FIN	16	5 (59)	-	-	-	11 (43)
142	54245	HETTEGGER Thomas	AUT	15	-	15 (45)	-	-	-
142	202520	HOLZMANN Sebastian	GER	15	-	15 (45)	-	-	-
142	501116	LAHDENPERAE Anton	SWE	15	-	15 (45)	-	-	-
145	180666	TORSTI Samu	FIN	14	-	-	14 (51)	-	-
146	380334	VIDOVIC Matej	CRO	13	-	13 (49)	-	-	-
147	561310	HROBAT Miha	SLO	12	9 (55)	-	-	-	3 (57)
147	512269	ODERMATT Marco	SUI	12	-	-	12 (53)	-	-
147	202265	STAUBITZER Benedikt	GER	12	-	-	12 (53)	-	-
147	380292	ZRNCIC DIM Natko	CRO	12	-	-	-	-	12 (42)
151	990081	CASSE Mattia	ITA	11	5 (59)	-	-	-	6 (51)
151	934523	ENGEL Mark	USA	11	-	11 (50)	-	-	-
151	6190403	NOEL Clement	FRA	11	-	11 (50)	-	-	-
151	53933	SCHWEIGER Patrick	AUT	11	1 (66)	-	-	10 (43)	-
151	422278	WINDINGSTAD Rasmus	NOR	11	-	-	3 (66)	8 (48)	-
156	201891	SCHMID Philipp	GER	10	-	10 (52)	-	-	-
157	6291430	MAURBERGER Simon	ITA	9	-	-	9 (56)	-	-
157	202345	SCHWAIGER Dominik	GER	9	2 (64)	-	7 (59)	-	-
159	501101	BYGGMARK Jens	SWE	8	-	8 (54)	-	-	-
159	422390	MONSEN Marcus	NOR	8	-	-	8 (57)	-	-
161	194858	ALLEGRE Nils	FRA	7	-	-	-	7 (49)	-
161	194935	FAVROT Thibaut	FRA	7	-	-	7 (59)	-	-
161	422507	HAUGAN Timon	NOR	7	-	7 (56)	-	-	-
161	930024	MAPLE Wiley	USA	7	7 (57)	-	-	-	-
161	60253	MARCHANT Armand	BEL	7	-	7 (56)	-	-	-
161	54144	MEIER Daniel	AUT	7	-	-	7 (59)	-	-
161	294904	PANGRAZZI Paolo	ITA	7	-	-	-	-	7 (48)
161	511718	PLEISCH Manuel	SUI	7	-	-	7 (59)	-	-
161	512038	ROGENTIN Stefan	SUI	7	-	-	-	-	7 (48)
170	54209	KRENN Christoph	AUT	6	-	-	-	6 (53)	-
170	53985	MATHIS Marcel	AUT	6	-	-	6 (63)	-	-
172	202485	KETTERER David	GER	5	-	5 (58)	-	-	-
173	934502	ANKENY Michael	USA	4	-	4 (59)	-	-	-
173	150743	BERNDT Ondrej	CZE	4	-	-	-	-	4 (53)
173	103676	BROWN Phil	CAN	4	-	4 (59)	-	-	-
173	103271	THOMSEN Benjamin	CAN	4	4 (61)	-	-	-	-
177	290095	BALLERIN Andrea	ITA	3	-	3 (61)	-	-	-
177	54157	DANKLMAIER Daniel	AUT	3	3 (62)	-	-	-	-

13-01-2018 / Wengen (SUI) / 0044

Page 4/5

www.fis-ski.com

Generation Date: SAT 13 JAN 2018

Time: 14:57

Document: 60B 1.0



AFTER 5th MEN'S DOWNHILL
OVERALL FIS WCSL LIST

Number of Competitors: 189

Rank	FIS Code	Name	NSA	WCSL	DH	SL	GS	SG	AC
177	194457	GALEOTTI Greg	FRA	3	-	-	3 (66)	-	-
177	6531063	GINNIS AJ	USA	3	-	3 (61)	-	-	-
177	930160	KELLEY Robby	USA	3	-	3 (61)	-	-	-
177	380260	KOSTELIC Ivica	CRO	3	-	-	-	-	3 (57)
177	293550	MARSAGLIA Matteo	ITA	3	3 (62)	-	-	-	-
177	380361	RODES Istok	CRO	3	-	3 (61)	-	-	-
177	511352	VILETTA Sandro	SUI	3	-	-	-	-	3 (57)
186	6290845	BOSCA Guglielmo	ITA	2	-	-	-	2 (59)	-
186	561214	DEBELAK Tilen	SLO	2	-	-	-	-	2 (62)
186	512138	SIMONET Sandro	SUI	2	-	2 (65)	-	-	-
186	303758	SUGAI Ryo	JPN	2	-	-	-	-	2 (62)

LEGEND

AC Alpine Combined points **DH** Downhill points **SG** Super-G points **WCSL** Overall points **SL** Slalom points
GS Giant Slalom points

13-01-2018 / Wengen (SUI) / 0044

Page 5/5

www.fis-ski.com

Generation Date: SAT 13 JAN 2018

Time: 14:57

Document: 60B 1.0



5th MEN'S DOWNHILL
DOWNHILL FIS WORLD CUP STANDINGS

Number of Competitors: 49

Rank	FIS Code	Name	NSA	25 NOV 2017 Lake Louise (CAN)					WC-DH	Diff.
				1	2	3	4	5		
1	421328	SVINDAL Aksel Lund	NOR	60	100	100	80	80	420	
2	511383	FEUZ Beat	SUI	100	80	32	50	100	362	- 58
3	421483	JANSRUD Kjetil	NOR	45	24	80	60	29	238	- 182
4	291459	PARIS Dominik	ITA	15	45	40	100	32	232	- 188
5	53902	MAYER Matthias	AUT	80	22	14	40	60	216	- 204
6	202535	DRESSEN Thomas	GER	18	60	20	22	45	165	- 255
7	53817	FRANZ Max	AUT	24	15	60	32	20	151	- 269
8	192746	THEAUX Adrien	FRA	36	32	10	36	24	138	- 282
9	53980	KRIECHMAYR Vincent	AUT	29	40	13	3	40	125	- 295
10	50742	REICHELTHannes	AUT	12	9	7	45	50	123	- 297
11	292455	FILL Peter	ITA	50	26	-	20	26	122	- 298
12	293006	INNERHOFER Christof	ITA	-	50	45	18	-	113	- 307
13	422139	KILDE Aleksander Aamodt	NOR	40	18	13	26	14	111	- 309
14	511513	CAVIEZEL Mauro	SUI	32	20	26	18	9	105	- 315
15	512039	ROULIN Gilles	SUI	22	3	50	5	18	98	- 322
16	102899	OSBORNE-PARADIS M.	CAN	11	16	16	26	11	80	- 340
17	200379	SANDER Andreas	GER	16	36	22	1	2	77	- 343
18	51215	BAUMANN Romed	AUT	26	-	40	5	4	75	- 345
19	6530104	BENNETT Bryce	USA	10	10	24	15	14	73	- 347
20	191740	CLAREY Johan	FRA	14	29	-	8	2	53	- 367
21	934643	GOLDBERG Jared	USA	7	1	29	13	-	50	- 370
22	511139	KUENG Patrick	SUI	20	-	-	29	-	49	- 371
23	512031	BARANDUN Gian Luca	SUI	-	-	11	11	16	38	- 382
24	194167	MUZATON Maxence	FRA	-	-	-	-	36	36	- 384
25	561255	CATER Martin	SLO	6	-	-	-	24	30	- 390
25	194368	RAFFORT Nicolas	FRA	-	11	4	9	6	30	- 390
25	194190	ROGER Brice	FRA	-	14	10	6	-	30	- 390
28	511529	GISIN Marc	SUI	-	2	-	12	12	26	- 394
29	202059	FERSTL Josef	GER	2	5	18	-	-	25	- 395
30	192932	FAYED Guillermo	FRA	3	13	7	-	-	23	- 397
31	202525	SCHMID Manuel	GER	-	-	15	-	7	22	- 398
31	54005	STRIEDINGER Otmar	AUT	1	-	7	14	-	22	- 398

5th MEN'S DOWNHILL
DOWNHILL FIS WORLD CUP STANDINGS

25 NOV 2017 Lake Louise (CAN)
2 DEC 2017 Beaver Creek (USA)
16 DEC 2017 Val Gardena - Gröden (ITA)
28 DEC 2017 Bormio (ITA)
13 JAN 2018 Wengen (SUI)

Number of Competitors: 49

Rank	FIS Code	Name	NSA	1	2	3	4	5	WC-DH	Diff.
33	53981	KROELL Johannes	AUT	13	7	-	-	-	20	- 400
34	54009	WALDER Christian	AUT	4	-	-	-	15	19	- 401
35	561216	KLINE Bostjan	SLO	6	-	-	2	10	18	- 402
36	422310	SEJERSTED A.	NOR	-	12	-	-	5	17	- 403
37	104096	THOMPSON Broderick	CAN	8	8	-	-	-	16	- 404
38	512042	KRYENBUEHL Urs	SUI	-	-	-	10	-	10	- 410
39	6190176	BAILET Matthieu	FRA	9	-	-	-	-	9	- 411
40	6290985	BUZZI Emanuele	ITA	-	-	-	-	8	8	- 412
40	292514	HEEL Werner	ITA	-	-	8	-	-	8	- 412
42	930024	MAPLE Wiley	USA	-	-	-	7	-	7	- 413
43	422120	SAUGESTAD Stian	NOR	-	6	-	-	-	6	- 414
44	180570	ROMAR Andreas	FIN	-	5	-	-	-	5	- 415
45	511847	MANI Nils	SUI	-	-	3	-	-	3	- 417
45	533866	NYMAN Steven	USA	-	-	-	-	3	3	- 417
47	202345	SCHWAIGER Dominik	GER	-	-	2	-	-	2	- 418
48	530874	GANONG Travis	USA	-	1	-	-	-	1	- 419
48	103271	THOMSEN Benjamin	CAN	-	-	1	-	-	1	- 419

LEGEND

WC-DH World Cup points for Downhill Diff. Points Difference

13-01-2018 / Wengen (SUI) / 0044

Page 2/2

www.fis-ski.com

Generation Date: SAT 13 JAN 2018

Time: 14:57

Document: 25A 1.0



5th MEN'S DOWNHILL
OVERALL FIS WORLD CUP STANDINGS

Number of Competitors: 143

Rank	FIS Code	Name	NSA	Points	DH 5 races	SL 6 races	GS 5 races	SG 3 races	AC 2 races
1	53831	HIRSCHER Marcel	AUT	874	-	454 (1)	420 (1)	-	-
2	422304	KRISTOFFERSEN Henrik	NOR	720	-	355 (2)	365 (2)	-	-
3	421483	JANSRUD Kjetil	NOR	559	238 (3)	15 (34)	16 (36)	180 (1)	110 (2)
4	194364	PINTURAUULT Alexis	FRA	547	-	158 (9)	240 (3)	49 (17)	100 (4)
5	421328	SVINDAL Aksel Lund	NOR	534	420 (1)	-	-	114 (7)	-
6	511383	FEUZ Beat	SUI	416	362 (2)	-	-	54 (15)	-
7	53902	MAYER Matthias	AUT	410	216 (5)	-	22 (33)	100 (9)	72 (7)
8	291459	PARIS Dominik	ITA	349	232 (4)	-	-	72 (12)	45 (11)
9	292455	FILL Peter	ITA	341	122 (11)	-	-	79 (10)	140 (1)
10	422139	KILDE Aleksander Aamodt	NOR	337	111 (13)	-	55 (20)	132 (6)	39 (15)
11	501017	MYHRER Andre	SWE	325	-	263 (4)	62 (17)	-	-
12	53817	FRANZ Max	AUT	323	151 (7)	-	-	172 (3)	-
13	54170	MATT Michael	AUT	314	-	308 (3)	6 (46)	-	-
14	53980	KRIECHMAYR Vincent	AUT	299	125 (9)	-	-	174 (2)	-
15	202535	DRESSEN Thomas	GER	283	165 (6)	-	-	55 (14)	63 (8)
16	50742	REICHELT Hannes	AUT	259	123 (10)	-	-	136 (5)	-
17	54063	FELLER Manuel	AUT	258	-	95 (17)	163 (7)	-	-
18	511983	AERNI Luca	SUI	257	-	229 (5)	28 (30)	-	-
19	192746	THEAUX Adrien	FRA	240	138 (8)	-	-	102 (8)	-
20	511896	MURISIER Justin	SUI	227	-	-	179 (5)	-	48 (9)
21	193967	MUFFAT-JEANDET Victor	FRA	218	-	64 (23)	49 (24)	-	105 (3)
22	501324	OLSSON Matts	SWE	214	-	-	214 (4)	-	-
23	511513	CAVIEZEL Mauro	SUI	210	105 (14)	-	-	15 (30)	90 (5)
24	422082	FOSS-SOLEV. Sebastian	NOR	206	-	205 (6)	-	-	1 (40)
25	293006	INNERHOFER Christof	ITA	204	113 (12)	-	-	67 (13)	24 (21)
26	292491	MOELGG Manfred	ITA	188	-	112 (12)	76 (14)	-	-
27	511996	YULE Daniel	SUI	186	-	186 (7)	-	-	-
28	512182	MEILLARD Loic	SUI	185	-	108 (13)	77 (13)	-	-
29	421669	NESTVOLD-HAUGEN L.	NOR	179	-	53 (25)	126 (10)	-	-
30	202059	FERSTL Josef	GER	169	25 (29)	-	-	144 (4)	-
30	561244	KRANJEC Zan	SLO	169	-	-	169 (6)	-	-
32	220689	RYDING Dave	GBR	160	-	160 (8)	-	-	-
33	200379	SANDER Andreas	GER	153	77 (17)	-	-	76 (11)	-
34	501111	HARGIN Mattias	SWE	150	-	150 (10)	-	-	-
35	990116	DE ALIPRANDINI Luca	ITA	143	-	-	128 (9)	6 (37)	9 (32)
36	202437	LUITZ Stefan	GER	140	-	-	140 (8)	-	-
37	293797	GROSS Stefano	ITA	137	-	137 (11)	-	-	-

5th MEN'S DOWNHILL
OVERALL FIS WORLD CUP STANDINGS

Number of Competitors: 143

Rank	FIS Code	Name	NSA	Points	DH 5 races	SL 6 races	GS 5 races	SG 3 races	AC 2 races
38	51215	BAUMANN Romed	AUT	134	75 (18)	-	-	17 (29)	42 (12)
39	534562	LIGETY Ted	USA	128	-	-	104 (12)	-	24 (21)
39	512039	ROULIN Gilles	SUI	128	98 (15)	-	-	26 (22)	4 (37)
41	54320	SCHWARZ Marco	AUT	125	-	89 (18)	14 (38)	-	22 (23)
42	6530104	BENNETT Bryce	USA	114	73 (19)	-	-	-	41 (13)
43	194495	FAIVRE Mathieu	FRA	113	-	-	113 (11)	-	-
44	481327	TRIKHICHEV Pavel	RUS	109	-	14 (37)	15 (37)	-	80 (6)
45	202451	STRASSER Linus	GER	101	-	101 (14)	-	-	-
46	201702	NEUREUTHER Felix	GER	100	-	100 (15)	-	-	-
47	53889	HIRSCHBUEHL Christian	AUT	99	-	99 (16)	-	-	-
48	561255	CATER Martin	SLO	96	30 (25)	-	-	25 (23)	41 (13)
49	202462	DOPFER Fritz	GER	87	-	76 (20)	11 (43)	-	-
50	102899	OSBORNE-PARADIS Manuel	CAN	81	80 (16)	-	-	1 (42)	-
51	192665	GRANGE Jean-Baptiste	FRA	80	-	80 (19)	-	-	-
52	934643	GOLDBERG Jared	USA	78	50 (21)	-	-	-	28 (19)
52	291318	TONETTI Riccardo	ITA	78	-	-	49 (24)	-	29 (17)
54	292967	EISATH Florian	ITA	72	-	-	72 (15)	-	-
54	421860	NORDBOTTEN Jonathan	NOR	72	-	72 (21)	-	-	-
54	380335	ZUBCIC Filip	CRO	72	-	-	72 (15)	-	-
57	512031	BARANDUN Gian Luca	SUI	67	38 (23)	-	-	-	29 (17)
58	561216	KLINE Bostjan	SLO	66	18 (35)	-	-	34 (19)	14 (28)
58	191459	LIZEROUX Julien	FRA	66	-	66 (22)	-	-	-
60	104096	THOMPSON Broderick	CAN	62	16 (37)	-	-	-	46 (10)
61	54027	BRENNSTEINER Stefan	AUT	57	-	-	57 (18)	-	-
61	511852	CAVIEZEL Gino	SUI	57	-	-	57 (18)	-	-
63	511902	ZENHAEUSERN Ramon	SUI	56	-	56 (24)	-	-	-
64	294890	NANI Roberto	ITA	55	-	-	55 (20)	-	-
65	202597	SCHMID Alexander	GER	54	-	-	54 (22)	-	-
66	191740	CLAREY Johan	FRA	53	53 (20)	-	-	-	-
66	100558	COOK Dustin	CAN	53	-	-	-	53 (16)	-
68	191750	FANARA Thomas	FRA	51	-	-	51 (23)	-	-
69	511139	KUENG Patrick	SUI	49	49 (22)	-	-	-	-
69	103729	READ Erik	CAN	49	-	25 (28)	24 (31)	-	-
71	480736	KHOROSHIL. Alexander	RUS	45	-	45 (26)	-	-	-
71	54031	LEITINGER Roland	AUT	45	-	-	45 (26)	-	-
73	194167	MUZATON Maxence	FRA	42	36 (24)	-	-	-	6 (35)
73	511638	TUMLER Thomas	SUI	42	-	-	-	42 (18)	-
75	6530319	COCHRAN-SIEGLE Ryan	USA	41	-	-	10 (45)	-	31 (16)
75	54009	WALDER Christian	AUT	41	19 (34)	-	-	22 (26)	-
77	531799	FORD Tommy	USA	40	-	-	40 (27)	-	-
78	511529	GISIN Marc	SUI	36	26 (28)	-	-	-	10 (31)
79	422310	SEJERSTED Adrian Smiseth	NOR	35	17 (36)	-	-	18 (28)	-
80	561322	HADALIN Stefan	SLO	34	-	15 (34)	19 (34)	-	-
80	194190	ROGER Brice	FRA	34	30 (25)	-	-	4 (38)	-
82	103865	PHILP Trevor	CAN	32	-	-	32 (28)	-	-
83	531452	BIESEMEYER Thomas	USA	31	-	-	-	31 (20)	-
84	530874	GANONG Travis	USA	30	1 (48)	-	-	29 (21)	-

13-01-2018 / Wengen (SUI) / 0044

Page 2/4

www.fis-ski.com

Generation Date: SAT 13 JAN 2018

Time: 14:57

Document: 25B 1.0



5th MEN'S DOWNHILL
OVERALL FIS WORLD CUP STANDINGS

Number of Competitors: 143

Rank	FIS Code	Name	NSA	Points	DH 5 races	SL 6 races	GS 5 races	SG 3 races	AC 2 races
84	194368	RAFFORT Nicolas	FRA	30	30 (25)	-	-	-	-
84	511741	ZURBRIGGEN Elia	SUI	30	-	-	30 (29)	-	-
87	561217	KOSI Klemen	SLO	26	-	-	-	-	26 (20)
87	511908	SCHMIDIGER Reto	SUI	26	-	26 (27)	-	-	-
89	481103	ANDRIENKO Aleksander	RUS	24	-	-	24 (31)	-	-
89	54076	KOECK Niklas	AUT	24	-	-	-	24 (24)	-
89	422073	NETELAND Bjoernar	NOR	24	-	-	14 (38)	2 (41)	8 (33)
89	511981	WEBER Ralph	SUI	24	-	-	-	9 (32)	15 (25)
93	192932	FAYED Guillermo	FRA	23	23 (30)	-	-	-	-
93	530939	WEIBRECHT Andrew	USA	23	-	-	-	23 (25)	-
95	51395	DIGRUBER Marc	AUT	22	-	22 (29)	-	-	-
95	102263	GUAY Erik	CAN	22	-	-	-	22 (26)	-
95	202525	SCHMID Manuel	GER	22	22 (31)	-	-	-	-
95	54005	STRIEDINGER Otmar	AUT	22	22 (31)	-	-	-	-
99	6290985	BUZZI Emanuele	ITA	21	8 (40)	-	-	-	13 (29)
100	53981	KROELL Johannes	AUT	20	20 (33)	-	-	-	-
100	192504	MERMILLOD BLONDIN T.	FRA	20	-	-	-	-	20 (24)
102	512042	KRYENBUEHL Urs	SUI	19	10 (38)	-	-	9 (32)	-
102	422120	SAUGESTAD Stian	NOR	19	6 (43)	-	-	13 (31)	-
104	194262	BUFFET Robin	FRA	18	-	18 (30)	-	-	-
104	534508	CHODOUNSKY David	USA	18	-	18 (30)	-	-	-
104	201896	STEHLE Dominik	GER	18	-	18 (30)	-	-	-
104	54104	WALCH Magnus	AUT	18	-	-	18 (35)	-	-
108	291145	DEVILLE Cristian	ITA	16	-	16 (33)	-	-	-
108	511847	MANI Nils	SUI	16	3 (45)	-	-	-	13 (29)
110	53968	BERTHOLD Frederic	AUT	15	-	-	-	-	15 (25)
110	54245	HETTEGGER Thomas	AUT	15	-	15 (34)	-	-	-
110	501987	MONSEN Felix	SWE	15	-	-	-	-	15 (25)
113	6190176	BAILET Matthieu	FRA	13	9 (39)	-	-	4 (38)	-
113	990048	BORSOTTI Giovanni	ITA	13	-	-	13 (40)	-	-
113	194935	FAVROT Thibaut	FRA	13	-	-	13 (40)	-	-
113	700879	ZAMPA Andreas	SVK	13	-	-	13 (40)	-	-
117	511899	ROCHAT Marc	SUI	12	-	12 (38)	-	-	-
118	534959	JITLOFF Tim	USA	11	-	-	11 (43)	-	-
118	6190403	NOEL Clement	FRA	11	-	11 (39)	-	-	-
118	180570	ROMAR Andreas	FIN	11	5 (44)	-	-	-	6 (35)
121	290732	THALER Patrick	ITA	10	-	10 (40)	-	-	-
121	700830	ZAMPA Adam	SVK	10	-	10 (40)	-	-	-
123	194298	GIEZENDANNER Blaise	FRA	9	-	-	-	9 (32)	-
124	292514	HEEL Werner	ITA	8	8 (40)	-	-	-	-
124	202520	HOLZMANN Sebastian	GER	8	-	8 (42)	-	-	-
124	380334	VIDOVIC Matej	CRO	8	-	8 (42)	-	-	-
124	422278	WINDINGSTAD Rasmus	NOR	8	-	-	-	8 (35)	-
128	194858	ALLEGRE Nils	FRA	7	-	-	-	7 (36)	-
128	934523	ENGEL Mark	USA	7	-	7 (44)	-	-	-
128	422507	HAUGAN Timon	NOR	7	-	7 (44)	-	-	-
128	930024	MAPLE Wiley	USA	7	7 (42)	-	-	-	-

13-01-2018 / Wengen (SUI) / 0044

Page 3/4

www.fis-ski.com

Generation Date: SAT 13 JAN 2018

Time: 14:57

Document: 25B 1.0



5th MEN'S DOWNHILL
OVERALL FIS WORLD CUP STANDINGS

Number of Competitors: 143

Rank	FIS Code	Name	NSA	Points	DH 5 races	SL 6 races	GS 5 races	SG 3 races	AC 2 races
128	512038	ROGENTIN Stefan	SUI	7	-	-	-	-	7 (34)
133	201891	SCHMID Philipp	GER	6	-	6 (46)	-	-	-
134	202485	KETTERER David	GER	5	-	5 (47)	-	-	-
135	320266	JUNG Donghyun	KOR	4	-	4 (48)	-	-	-
135	54209	KRENN Christoph	AUT	4	-	-	-	4 (38)	-
135	53985	MATHIS Marcel	AUT	4	-	-	4 (47)	-	-
138	561310	HROBAT Miha	SLO	3	-	-	-	-	3 (38)
138	533866	NYMAN Steven	USA	3	3 (45)	-	-	-	-
140	202345	SCHWAIGER Dominik	GER	2	2 (47)	-	-	-	-
140	303758	SUGAI Ryo	JPN	2	-	-	-	-	2 (39)
142	150743	BERNDT Ondrej	CZE	1	-	-	-	-	1 (40)
142	103271	THOMSEN Benjamin	CAN	1	1 (48)	-	-	-	-

LEGEND

AC Alpine Combined points DH Downhill points SG Super-G points Points Overall points SL Slalom points
GS Giant Slalom points

13-01-2018 / Wengen (SUI) / 0044

Page 4/4

www.fis-ski.com

Generation Date: SAT 13 JAN 2018

Time: 14:57

Document: 25B 1.0



5th MEN'S DOWNHILL
MEN FIS NATION CUP

Number of Nations: 18

Rank	NSA	Points	Diff.	DH	SL	GS	SG	AC	TE
1	AUT Austria	3382		751	1082	749	649	151	-
2	NOR Norway	2700	- 682	792	707	576	467	158	-
3	SUI Switzerland	2050	- 1332	691	617	371	155	216	-
4	ITA Italy	1635	- 1747	483	275	393	224	260	-
5	FRA France	1588	- 1794	319	397	466	175	231	-
6	GER Germany	1148	- 2234	291	314	205	275	63	-
7	SWE Sweden	704	- 2678	-	413	276	-	15	-
8	USA United States of America	531	- 2851	134	25	165	83	124	-
9	SLO Slovenia	394	- 2988	48	15	188	59	84	-
10	CAN Canada	300	- 3082	97	25	56	76	46	-
11	RUS Russian Federation	178	- 3204	-	59	39	-	80	-
12	GBR Great Britain	160	- 3222	-	160	-	-	-	-
13	CRO Croatia	80	- 3302	-	8	72	-	-	-
14	SVK Slovakia	23	- 3359	-	10	13	-	-	-
15	FIN Finland	11	- 3371	5	-	-	-	6	-
16	KOR Republic of Korea	4	- 3378	-	4	-	-	-	-
17	JPN Japan	2	- 3380	-	-	-	-	2	-
18	CZE Czech Republic	1	- 3381	-	-	-	-	1	-

5th MEN'S DOWNHILL
FIS OVERALL NATION CUP

Number of Nations: 23

Rk	NSA	Overall+TE			DH Points			SL Points			GS Points			SG Points			AC Points		
		M+W	M	W	M+W	M	W	M+W	M	W	M+W	M	W	M+W	M	W	M+W	M	W
1	AUT	5871	3382	2489	1029	751	278	2016	1082	934	1209	749	460	1466	649	817	151	151	-
2	SUI	4438	2050	2388	901	691	210	1608	617	991	713	371	342	1000	155	845	216	216	-
3	ITA	3542	1635	1907	686	483	203	602	275	327	1019	393	626	975	224	751	260	260	-
4	NOR	3467	2700	767	824	792	32	993	707	286	863	576	287	629	467	162	158	158	-
5	FRA	2454	1588	866	334	319	15	488	397	91	900	466	434	501	175	326	231	231	-
6	USA	2372	531	1841	466	134	332	857	25	832	552	165	387	373	83	290	124	124	-
7	GER	2201	1148	1053	465	291	174	758	314	444	532	205	327	383	275	108	63	63	-
8	SWE	1755	704	1051	-	-	-	1208	413	795	522	276	246	10	-	10	15	15	-
9	SLO	839	394	445	48	48	-	165	15	150	481	188	293	61	59	2	84	84	-
10	SVK	577	23	554	-	-	-	455	10	445	122	13	109	-	-	-	-	-	-
11	CAN	497	300	197	97	97	-	201	25	176	72	56	16	81	76	5	46	46	-
12	LIE	419	-	419	125	-	125	-	-	-	18	-	18	276	-	276	-	-	-
13	GBR	201	160	41	-	-	-	161	160	1	40	-	40	-	-	-	-	-	-
14	RUS	178	178	-	-	-	-	59	59	-	39	39	-	-	-	-	80	80	-
15	CZE	83	1	82	56	-	56	19	-	19	-	-	-	7	-	7	1	1	-
16	CRO	80	80	-	-	-	-	8	8	-	72	72	-	-	-	-	-	-	-
17	SRB	31	-	31	-	-	-	31	-	31	-	-	-	-	-	-	-	-	-
18	JPN	23	2	21	-	-	-	15	-	15	6	-	6	-	-	-	2	2	-
19	HUN	18	-	18	18	-	18	-	-	-	-	-	-	-	-	-	-	-	-
20	POL	14	-	14	-	-	-	14	-	14	-	-	-	-	-	-	-	-	-
21	NED	12	-	12	-	-	-	6	-	6	6	-	6	-	-	-	-	-	-
22	FIN	11	11	-	5	5	-	-	-	-	-	-	-	-	-	-	6	6	-
23	KOR	4	4	-	-	-	-	4	4	-	-	-	-	-	-	-	-	-	-



AFTER 5th MEN'S DOWNHILL
MANUFACTURERS STANDINGS MEN

Number of Manufacturers: 7

Rank	Manufacturer	Points	Diff.	DH	SL	GS	SG	AC
1	Head	2980		1205	340	525	660	250
2	Rossignol	1790	- 1190	200	730	695	40	125
3	Atomic	1650	- 1330	110	595	515	200	230
4	Salomon	620	- 2360	135	215	50	120	100
5	Fischer	455	- 2525	80	230	-	145	-
6	Nordica	330	- 2650	185	100	-	-	45
7	Voelkl	215	- 2765	-	120	95	-	-

AFTER 5th MEN'S DOWNHILL
MANUFACTURERS STANDINGS OVERALL

Number of Manufacturers: 9

Rk	Manuf.	Overall			DH Points			SL Points			GS Points			SG Points			AC Points		
		M+W	M	W	M+W	M	W	M+W	M	W	M+W	M	W	M+W	M	W	M+W	M	W
1	Head	5255	2980	2275	1480	1205	275	1155	340	815	855	525	330	1515	660	855	250	250	-
2	Rossignol	4020	1790	2230	305	200	105	1880	730	1150	1295	695	600	415	40	375	125	125	-
3	Atomic	3300	1650	1650	310	110	200	1415	595	820	960	515	445	385	200	185	230	230	-
4	Fischer	735	455	280	80	80	-	320	230	90	-	-	-	335	145	190	-	-	-
5	Salomon	620	620	-	135	135	-	215	215	-	50	50	-	120	120	-	100	100	-
6	Stoeckli	540	-	540	120	-	120	-	-	-	280	-	280	140	-	140	-	-	-
7	Voelkl	510	215	295	-	-	-	290	120	170	135	95	40	85	-	85	-	-	-
8	Nordica	330	330	-	185	185	-	100	100	-	-	-	-	-	-	-	45	45	-
9	Dynastar	315	-	315	50	-	50	40	-	40	180	-	180	45	-	45	-	-	-