


AUDI FIS SKI WORLD CUP 2017/18

Wengen (SUI)


7th MEN'S SLALOM

ALPHABETICAL LIST OF COMPETITORS

Number of Competitors: 64, Number of NSA: 18

NSA	FIS Code	Name	FIS Points (28th of December 2017 - List 8)					
			DH	SL	GS	SG	AC	
AUT (8)	51395	DIGRUBER Marc	470.52 (1895)	5.97 (27)	40.62 (862)	55.89 (601)	41.10 (186)	
	54063	FELLER Manuel	130.44 (1121)	5.07 (15)	4.73 (12)	112.32 (1713)	76.65 (454)	
	53889	HIRSCHBUEHL Christian	999.00 (2037)	5.68 (22)	8.91 (54)	180.35 (2515)	123.11 (833)	
	53831	HIRSCHER Marcel	34.76 (199)	0.00 (1)	0.00 (1)	12.68 (72)	0.00 (1)	
	54233	LEITGEB Richard	-	10.20 (67)	41.13 (884)	484.59 (3224)	-	
	54170	MATT Michael	199.04 (1539)	3.70 (5)	15.88 (158)	73.41 (913)	47.33 (237)	
	54447	RUELAND Simon	-	11.35 (92)	20.68 (261)	360.18 (3110)	466.34 (1832)	
	54320	SCHWARZ Marco	53.18 (332)	5.38 (18)	11.91 (99)	57.64 (630)	24.17 (70)	
BOL (1)	54106	BREITFUSS KAMMERLANDER	83.64 (634)	32.25 (523)	39.38 (819)	57.91 (635)	89.19 (550)	
CAN (2)	103676	BROWN Phil	168.62 (1431)	7.00 (40)	8.54 (51)	27.52 (211)	32.30 (115)	
	103729	READ Erik	119.42 (1027)	5.99 (30)	5.96 (28)	30.56 (232)	5.21 (22)	
CRO (2)	380363	KOLEGA Elias	49.10 (312)	10.69 (78)	22.57 (300)	51.11 (509)	28.87 (94)	
	380334	VIDOVIC Matej	75.56 (548)	6.38 (35)	140.85 (3879)	88.58 (1214)	60.63 (334)	
CZE (2)	150743	BERNDT Ondrej	22.09 (122)	13.51 (116)	19.71 (238)	26.17 (200)	20.66 (51)	
	150644	KRYZL Krystof	58.61 (381)	10.36 (72)	11.77 (97)	23.17 (169)	5.73 (27)	
FRA (7)	194262	BUFFET Robin	288.98 (1744)	8.50 (50)	16.15 (165)	95.45 (1365)	101.15 (648)	
	192665	GRANGE Jean-Baptiste	508.28 (1922)	5.40 (19)	30.38 (511)	382.73 (3136)	78.15 (464)	
	191459	LIZEROUX Julien	296.87 (1763)	4.91 (14)	232.59 (4794)	297.35 (3028)	43.74 (210)	
	193967	MUFFAT-JEANDET Victor	55.59 (351)	5.88 (24)	5.24 (17)	20.11 (143)	4.43 (15)	
	6190403	NOEL Clement	82.22 (618)	8.90 (52)	31.92 (559)	50.83 (507)	51.84 (275)	
	194364	PINTURAUULT Alexis	46.24 (292)	5.11 (16)	2.82 (2)	5.05 (16)	1.00 (3)	
194664	RIZZO Maxime	56.19 (355)	12.77 (107)	28.61 (452)	53.15 (546)	26.17 (81)		
GBR (1)	220689	RYDING Dave	999.00 (2037)	4.35 (10)	156.05 (4120)	686.19 (3307)	987.38 (2038)	
GER (5)	202462	DOPFER Fritz	999.00 (2037)	4.28 (8)	5.97 (29)	194.52 (2618)	886.45 (2010)	
	202520	HOLZMANN Sebastian	-	6.00 (31)	13.21 (116)	56.27 (609)	999.00 (2041)	
	202485	KETTERER David	-	6.00 (31)	9.85 (66)	113.88 (1738)	623.61 (1920)	
	201896	STEHLE Dominik	999.00 (2037)	7.92 (45)	85.61 (2488)	753.48 (3336)	523.79 (1869)	
	202451	STRASSER Linus	47.54 (300)	5.96 (26)	10.25 (76)	52.60 (539)	11.57 (34)	

7th MEN'S SLALOM
ALPHABETICAL LIST OF COMPETITORS

Number of Competitors: 64, Number of NSA: 18

NSA	FIS Code	Name	FIS Points (28th of December 2017 - List 8)					
			DH	SL	GS	SG	AC	
ITA (8)	6290886	BACHER Fabian	541.07 (1935)	9.70 (61)	93.18 (2724)	539.31 (3253)	584.49 (1905)	
	291145	DEVILLE Cristian	999.00 (2037)	8.18 (47)	14.78 (138)	999.00 (3380)	-	
	293797	GROSS Stefano	999.00 (2037)	3.97 (6)	70.10 (1986)	999.00 (3380)	-	
	292491	MOELGG Manfred	917.94 (2025)	3.25 (4)	5.54 (19)	476.15 (3216)	107.33 (693)	
	293098	RAZZOLI Giuliano	-	11.37 (93)	179.42 (4424)	999.00 (3380)	-	
	6291574	SALA Tommaso	380.30 (1841)	7.67 (43)	17.32 (183)	87.00 (1186)	191.10 (1243)	
	290732	THALER Patrick	-	5.97 (27)	886.82 (5420)	-	-	
	291318	TONETTI Riccardo	47.76 (302)	10.96 (83)	5.81 (26)	14.72 (90)	27.54 (88)	
JPN (2)	302982	OHKOSHI Ryunosuke	-	9.19 (57)	23.92 (332)	54.24 (576)	282.53 (1547)	
	301709	YUASA Naoki	-	5.82 (23)	55.11 (1392)	-	-	
KOR (1)	320266	JUNG Donghyun	-	7.00 (40)	19.52 (235)	-	-	
NOR (4)	422082	FOSS-SOLEV. Sebastian	42.77 (268)	5.18 (17)	67.75 (1885)	39.26 (350)	36.65 (155)	
	422304	KRISTOFFERSEN Henrik	176.90 (1460)	1.20 (2)	2.88 (3)	193.17 (2608)	233.60 (1413)	
	421669	NESTVOLD-HAUGEN L.	71.37 (500)	5.56 (21)	4.38 (7)	42.62 (395)	69.72 (405)	
	421860	NORDBOTTEN Jonathan	999.00 (2037)	5.45 (20)	27.33 (420)	44.40 (421)	82.01 (495)	
RUS (2)	480736	KHOROSHIL. Alexander	140.81 (1197)	4.32 (9)	53.46 (1324)	109.16 (1651)	85.04 (515)	
	481327	TRIKHICHEV Pavel	31.87 (177)	6.24 (34)	6.00 (31)	23.06 (167)	19.70 (47)	
SLO (2)	561322	HADALIN Stefan	73.98 (531)	9.18 (56)	11.08 (86)	23.17 (169)	19.04 (45)	
	561244	KRANJEC Zan	78.47 (577)	10.77 (80)	4.76 (14)	38.22 (331)	34.28 (138)	
SUI (7)	511983	AERNI Luca	31.06 (171)	4.74 (13)	20.53 (257)	30.34 (231)	1.04 (4)	
	512274	BISSIG Semyel	37.77 (218)	12.34 (101)	19.84 (241)	16.49 (106)	39.62 (179)	
	512182	MEILLARD Loic	35.14 (203)	6.67 (36)	5.64 (21)	16.14 (104)	17.17 (41)	
	511899	ROCHAT Marc	999.00 (2037)	6.00 (31)	10.20 (74)	161.78 (2349)	206.09 (1314)	
	512138	SIMONET Sandro	30.94 (169)	9.00 (53)	21.68 (281)	37.45 (317)	25.24 (77)	
	511996	YULE Daniel	137.16 (1173)	4.37 (11)	18.95 (221)	204.84 (2682)	66.68 (382)	
	511902	ZENHAEUSERN Ramon	999.00 (2037)	5.92 (25)	18.29 (205)	63.79 (737)	39.28 (175)	
SVK (2)	700830	ZAMPA Adam	71.54 (503)	7.80 (44)	7.09 (39)	43.41 (403)	29.55 (100)	
	700879	ZAMPA Andreas	65.55 (447)	18.41 (204)	8.09 (48)	41.17 (367)	43.94 (213)	
SWE (3)	501111	HARGIN Mattias	999.00 (2037)	4.52 (12)	94.80 (2766)	990.71 (3379)	840.96 (1998)	
	502015	JAKOBSEN Kristoffer	-	9.11 (55)	9.48 (60)	-	-	
	501017	MYHRER Andre	999.00 (2037)	4.02 (7)	5.62 (20)	401.57 (3158)	214.32 (1350)	
USA (5)	534508	CHODOUNSKY David	999.00 (2037)	5.98 (29)	8.13 (49)	39.15 (348)	33.34 (129)	
	934523	ENGEL Mark	244.56 (1661)	6.68 (37)	24.23 (339)	32.54 (260)	20.95 (55)	
	6531063	GINNIS AJ	-	8.66 (51)	52.76 (1295)	372.18 (3128)	330.06 (1650)	
	532138	KASPER Nolan	419.52 (1873)	9.79 (62)	28.50 (450)	192.58 (2604)	107.91 (700)	
	934566	ROBERTS Hig	74.54 (538)	10.45 (73)	8.28 (50)	26.81 (205)	32.58 (120)	

LEGEND				
DH Downhill	SL Slalom	GS Giant Slalom	SG Super-G	AC Alpine Combined
14-01-2018 / Wengen (SUI) / 0045				Page 3/3
Data Processing by LONGINES		www.fis-ski.com		LONGINES Timing
Generation Date: SUN 14 JAN 2018		Time: 9:59		Document: 32E 1.0




AUDI FIS SKI WORLD CUP 2017/18

Wengen (SUI)


7th MEN'S SLALOM

SUN 14 JAN 2018

DRAW LIST BY POINTS
Number of Competitors: 64, Number of NSA: 18 Ranked 120 in the FIS List: NETELAND B. FIS Pts: 13.64

No.	FIS Code	Name	NSA	WCSL-SL	WCSL-O	FIS-SL
1	53831	HIRSCHER Marcel	AUT	861 (1)	1759 (1)	0.00 (1)
2	422304	KRISTOFFERSEN Henrik	NOR	673 (2)	1154 (2)	1.20 (2)
3	54170	MATT Michael	AUT	446 (3)	452 (16)	3.70 (4)
4	292491	MOELGG Manfred	ITA	358 (5)	485 (15)	3.25 (3)
5	501017	MYHRER Andre	SWE	340 (6)	420 (19)	4.02 (6)
6	293797	GROSS Stefano	ITA	304 (7)	304 (31)	3.97 (5)
7	220689	RYDING Dave	GBR	280 (8)	280 (32)	4.35 (9)
8	511996	YULE Daniel	SUI	279 (9)	279 (34)	4.37 (10)
9	511983	AERNI Luca	SUI	265 (10)	325 (27)	4.74 (12)
10	501111	HARGIN Mattias	SWE	250 (11)	250 (39)	4.52 (11)
11	194364	PINTURAUULT Alexis	FRA	240 (12)	956 (4)	5.11 (15)
12	202462	DOPFER Fritz	GER	238 (13)	280 (32)	4.28 (7)
13	480736	KHOROSHIL. Alexander	RUS	236 (14)	236 (40)	4.32 (8)
14	422082	FOSS-SOLEV. Sebastian	NOR	226 (15)	227 (43)	5.18 (16)
15	54063	FELLER Manuel	AUT	205 (16)	440 (17)	5.07 (14)
16	191459	LIZEROUX Julien	FRA	185 (17)	185 (52)	4.91 (13)
17	54320	SCHWARZ Marco	AUT	167 (18)	203 (49)	5.38 (17)
18	192665	GRANGE Jean-Baptiste	FRA	147 (19)	147 (55)	5.40 (18)
19	421860	NORDBOTTEN Jonathan	NOR	147 (19)	147 (55)	5.45 (19)
20	53889	HIRSCHBUEHL Christian	AUT	144 (21)	145 (57)	5.68 (21)
21	512182	MEILLARD Loic	SUI	120 (22)	204 (48)	6.67 (35)
22	421669	NESTVOLD-HAUGEN Leif Kristian	NOR	117 (23)	360 (22)	5.56 (20)
23	193967	MUFFAT-JEANDET Victor	FRA	112 (24)	373 (20)	5.88 (23)
24	511902	ZENHAEUSERN Ramon	SUI	107 (25)	107 (67)	5.92 (24)
25	202451	STRASSER Linus	GER	95 (26)	107 (67)	5.96 (25)
26	51395	DIGRUBER Marc	AUT	76 (27)	76 (81)	5.97 (27)
27	301709	YUASA Naoki	JPN	75 (28)	75 (84)	5.82 (22)
28	290732	THALER Patrick	ITA	71 (29)	71 (86)	5.97 (26)
29	103729	READ Erik	CAN	70 (30)	125 (62)	5.99 (29)
30	534508	CHODOUNSKY David	USA	64 (31)	92 (72)	5.98 (28)
31	511899	ROCHAT Marc	SUI	20 (39)	20 (129)	6.00 (30)
32	202520	HOLZMANN Sebastian	GER	15 (45)	15 (142)	6.00 (32)
33	202485	KETTERER David	GER	5 (58)	5 (172)	6.00 (31)
34	481327	TRIKHICHEV Pavel	RUS	14 (48)	109 (66)	6.24 (33)
35	380334	VIDOVIC Matej	CRO	13 (49)	13 (146)	6.38 (34)
36	934523	ENGEL Mark	USA	11 (50)	11 (151)	6.68 (36)
37	320266	JUNG Donghyun	KOR	17 (41)	17 (133)	7.00 (37)

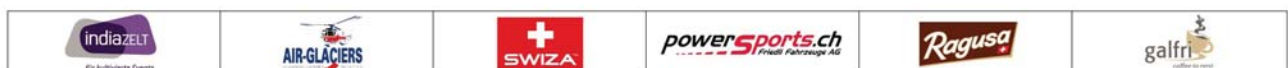
DRAW LIST BY POINTS

Number of Competitors: 64, Number of NSA: 18 Ranked 120 in the FIS List: NETELAND B. FIS Pts: 13.64

No.	FIS Code	Name	NSA	WCSL-SL	WCSL-O	FIS-SL
38	103676	BROWN Phil	CAN	4 (59)	4 (173)	7.00 (38)
39	6291574	SALA Tommaso	ITA	32 (36)	32 (113)	7.67 (39)
40	700830	ZAMPA Adam	SVK	20 (39)	27 (118)	7.80 (40)
41	201896	STEHLE Dominik	GER	27 (38)	27 (118)	7.92 (41)
42	291145	DEVILLE Cristian	ITA	16 (43)	16 (138)	8.18 (42)
43	194262	BUFFET Robin	FRA	53 (33)	53 (95)	8.50 (43)
44	6531063	GINNIS AJ	USA	3 (61)	3 (177)	8.66 (44)
45	6190403	NOEL Clement	FRA	11 (50)	11 (151)	8.90 (45)
46	31-35 561322	HADALIN Stefan	SLO	54 (32)	76 (81)	9.18 (48)
47	31-35 293098	RAZZOLI Giuliano	ITA	46 (35)	46 (103)	11.37 (59)
48	512138	SIMONET Sandro	SUI	2 (65)	2 (186)	9.00 (46)
49	502015	JAKOBSEN Kristoffer	SWE	16 (43)	16 (138)	9.11 (47)
50	302982	OHKOSHI Ryunosuke	JPN	-	-	9.19 (49)
51	6290886	BACHER Fabian	ITA	-	-	9.70 (50)
52	532138	KASPER Nolan	USA	-	-	9.79 (51)
53	54233	LEITGEB Richard	AUT	-	-	10.20 (52)
54	150644	KRYZL Krystof	CZE	9 (53)	35 (109)	10.36 (53)
55	934566	ROBERTS Hig	USA	-	-	10.45 (54)
56	380363	KOLEGA Elias	CRO	-	-	10.69 (55)
57	561244	KRANJEC Zan	SLO	2 (65)	234 (41)	10.77 (56)
58	291318	TONETTI Riccardo	ITA	8 (54)	128 (61)	10.96 (57)
59	54447	RUELAND Simon	AUT	-	-	11.35 (58)
60	512274	BISSIG Semyel	SUI	-	-	12.34 (60)
61	194664	RIZZO Maxime	FRA	-	-	12.77 (61)
62	150743	BERNDT Ondrej	CZE	-	4 (173)	13.51 (62)
63	700879	ZAMPA Andreas	SVK	-	25 (122)	> 18.41 (63)
64	54106	BREITFUSS KAMMERLANDER Simon	BOL	-	-	> 32.25 (64)

LEGEND

31-35 Between 31st and 35th on the WCSL-Disciplin but over 45th place **FIS-SL No.** FIS points for Slalom Control Number
WCSL-SL World Cup Start List points for Slalom
WCSL-O Overall WCSL points





Audi FIS Ski World Cup

AUDI FIS SKI WORLD CUP 2017/18
Wengen (SUI)


7th MEN'S SLALOM 1st RUN

SUN 14 JAN 2018

START LIST

Start Time: 10:15

Jury

TD FIS	Yves DIMIER	FRA
Referee	Markus WALDNER	FIS
Assistant Referee	Emmanuel COUDER	FIS
Chief of Race	Bob LEHMANN	SUI

Technical Data

Course Name	Jungfrau / Männlichen	
Start Altitude	1475 m	
Finish Altitude	1281 m	
Vertical Drop	194 m	
Homologation Number	9208/08/09	

Race Information 1st Run

Course Setter	Albert DOPPELHOFFER	GER
Number of Gates		
Turning Gates		
Start Time	10:15	
Forerunners	A - Delio KUNZ SUI B - Dario BUESCHLEN SUI C - Yannick CHABLOZ SUI	

Race Information 2nd Run

Course Setter	Massimo CARCA	ITA
Number of Gates		
Turning Gates		
Start Time	13:15	
Forerunners	A - Delio KUNZ SUI B - Dario BUESCHLEN SUI C - Yannick CHABLOZ SUI	

Number of Competitors: 64, Number of NSA: 18

Bib	FIS Code	Name	Year of Birth	NSA	Time	Ski
1	293797	GROSS Stefano	1986	ITA		Voelkl
2	501017	MYHRER Andre	1983	SWE		Head
3	54170	MATT Michael	1993	AUT		Rossignol
4	292491	MOELGG Manfred	1982	ITA		Fischer
5	422304	KRISTOFFERSEN Henrik	1994	NOR		Rossignol
6	220689	RYDING Dave	1986	GBR		Fischer
7	53831	HIRSCHER Marcel	1989	AUT		Atomic
8	54063	FELLER Manuel	1992	AUT		Atomic
9	511983	AERNI Luca	1993	SUI		Salomon
10	194364	PINTURAUULT Alexis	1991	FRA		Head
11	422082	FOSS-SOLEV. Sebastian	1991	NOR		Voelkl
12	511996	YULE Daniel	1993	SUI		Fischer
13	501111	HARGIN Mattias	1985	SWE		Atomic
14	202462	DOPFER Fritz	1987	GER		Nordica
15	480736	KHOROSHIL. Alexander	1984	RUS		Fischer
16	191459	LIZEROUX Julien	1979	FRA		Salomon
17	54320	SCHWARZ Marco	1995	AUT		Atomic
18	192665	GRANGE Jean-Baptiste	1984	FRA		Rossignol
19	421860	NORDBOTTEN Jonathan	1989	NOR		Head
20	53889	HIRSCHBUEHL Christian	1990	AUT		Rossignol
21	512182	MEILLARD Loic	1996	SUI		Rossignol
22	421669	NESTVOLD-HAUGEN L.	1987	NOR		Rossignol



Audi
FIS Ski World Cup

AUDI FIS SKI WORLD CUP 2017/18

Wengen (SUI)



7th MEN'S SLALOM 1st RUN

SUN 14 JAN 2018

START LIST

Start Time: 10:15

Number of Competitors: 64, Number of NSA: 18

Bib	FIS Code	Name	Year of Birth	NSA	Time	Ski
23	193967	MUFFAT-JEANDET Victor	1989	FRA		Salomon
24	511902	ZENHAEUSERN Ramon	1992	SUI		Rossignol
25	202451	STRASSER Linus	1992	GER		Rossignol
26	51395	DIGRUBER Marc	1988	AUT		Atomic
27	301709	YUASA Naoki	1983	JPN		Hart
28	290732	THALER Patrick	1978	ITA		Atomic
29	103729	READ Erik	1991	CAN		Fischer
30	534508	CHODOUNSKY David	1984	USA		Nordica
31	511899	ROCHAT Marc	1992	SUI		Atomic
32	202520	HOLZMANN Sebastian	1993	GER		Rossignol
33	202485	KETTERER David	1993	GER		Blizzard
34	481327	TRIKHICHEV Pavel	1992	RUS		Rossignol
35	380334	VIDOVIC Matej	1993	CRO		Head
36	934523	ENGEL Mark	1991	USA		Atomic
37	320266	JUNG Donghyun	1988	KOR		
38	103676	BROWN Phil	1991	CAN		Voelkl
39	6291574	SALA Tommaso	1995	ITA		Salomon
40	700830	ZAMPA Adam	1990	SVK		Salomon
41	201896	STEHLE Dominik	1986	GER		Nordica
42	291145	DEVILLE Cristian	1981	ITA		Blizzard
43	194262	BUFFET Robin	1991	FRA		Salomon
44	6531063	GINNIS AJ	1994	USA		Fischer
45	6190403	NOEL Clement	1997	FRA		Dynastar
46	561322	HADALIN Stefan	1995	SLO		Rossignol
47	293098	RAZZOLI Giuliano	1984	ITA		Fischer
48	512138	SIMONET Sandro	1995	SUI		Rossignol
49	502015	JAKOBSEN Kristoffer	1994	SWE		Fischer
50	302982	OHKOSHI Ryunosuke	1988	JPN		
51	6290886	BACHER Fabian	1993	ITA		
52	532138	KASPER Nolan	1989	USA		Voelkl
53	54233	LEITGEB Richard	1994	AUT		
54	150644	KRYZL Krystof	1986	CZE		Fischer
55	934566	ROBERTS Hig	1991	USA		Rossignol
56	380363	KOLEGA Elias	1996	CRO		Fischer
57	561244	KRANJEC Zan	1992	SLO		Rossignol
58	291318	TONETTI Riccardo	1989	ITA		Voelkl
59	54447	RUELAND Simon	1997	AUT		Rossignol
60	512274	BISSIG Semyel	1998	SUI		Atomic
61	194664	RIZZO Maxime	1993	FRA		Fischer
62	150743	BERNDT Ondrej	1988	CZE		Atomic
63	700879	ZAMPA Andreas	1993	SVK		Salomon
64	54106	BREITFUSS KAMMERLANDER S.	1992	BOL		Croc Ski




AUDI FIS SKI WORLD CUP 2017/18

Wengen (SUI)

**7th MEN'S SLALOM 1st RUN
OFFICIAL RESULTS**

 SUN 14 JAN 2018
Start Time: 10:15

Jury			Technical Data	
TD FIS	Yves DIMIER	FRA	Course Name	Jungfrau / Männlichen
Referee	Markus WALDNER	FIS	Start Altitude	1475 m
Assistant Referee	Emmanuel COUDER	FIS	Finish Altitude	1281 m
Chief of Race	Bob LEHMANN	SUI	Vertical Drop	194 m
			Homologation Number	9208/08/09

Race Information 1st Run			Race Information 2nd Run		
Course Setter	Albert DOPPELHOFFER	GER	Course Setter	Massimo CARCA	ITA
Number of Gates	63		Number of Gates		
Turning Gates	61		Turning Gates		
Start Time	10:15		Start Time	13:15	
Forerunners	A - Delio KUNZ	SUI	Forerunners	A - Delio KUNZ	SUI
	B - Dario BUESCHLEN	SUI		B - Dario BUESCHLEN	SUI
	C - Yannick CHABLOZ	SUI		C - Yannick CHABLOZ	SUI

Number of Competitors: 64, Number of NSA: 18

Rank	Bib	FIS Code	Name	Year of Birth	NSA	Time	Diff.	Ski
1	7	53831	HIRSCHER Marcel	1989	AUT	51.03		Atomic
2	2	501017	MYHRER Andre	1983	SWE	51.38	0.35	Head
3	5	422304	KRISTOFFERSEN Henrik	1994	NOR	51.62	0.59	Rossignol
4	22	421669	NESTVOLD-HAUGEN L.	1987	NOR	51.79	0.76	Rossignol
5	8	54063	FELLER Manuel	1992	AUT	52.02	0.99	Atomic
6	24	511902	ZENHAEUSERN Ramon	1992	SUI	52.06	1.03	Rossignol
7	17	54320	SCHWARZ Marco	1995	AUT	52.73	1.70	Atomic
8	12	511996	YULE Daniel	1993	SUI	52.82	1.79	Fischer
9	49	502015	JAKOBSEN Kristoffer	1994	SWE	52.84	1.81	Fischer
10	23	193967	MUFFAT-JEANDET Victor	1989	FRA	52.95	1.92	Salomon
11	26	51395	DIGRUBER Marc	1988	AUT	52.98	1.95	Atomic
12	1	293797	GROSS Stefano	1986	ITA	53.00	1.97	Voelkl
13	10	194364	PINTURALT Alexis	1991	FRA	53.03	2.00	Head
14	18	192665	GRANGE Jean-Baptiste	1984	FRA	53.06	2.03	Rossignol
15	58	291318	TONETTI Riccardo	1989	ITA	53.07	2.04	Voelkl
16	19	421860	NORDBOTTEN Jonathan	1989	NOR	53.10	2.07	Head
17	11	422082	FOSS-SOLEV. Sebastian	1991	NOR	53.19	2.16	Voelkl
17	3	54170	MATT Michael	1993	AUT	53.19	2.16	Rossignol
19	25	202451	STRASSER Linus	1992	GER	53.21	2.18	Rossignol
20	16	191459	LIZEROUX Julien	1979	FRA	53.29	2.26	Salomon
21	45	6190403	NOEL Clement	1997	FRA	53.34	2.31	Dynastar
22	4	292491	MOELGG Manfred	1982	ITA	53.40	2.37	Fischer

Number of Competitors: 64, Number of NSA: 18

Rank	Bib	FIS Code	Name	Year of Birth	NSA	Time	Diff.	Ski
23	38	103676	BROWN Phil	1991	CAN	53.53	2.50	Voelkl
24	50	302982	OHKOSHI Ryunosuke	1988	JPN	53.65	2.62	
24	48	512138	SIMONET Sandro	1995	SUI	53.65	2.62	Rossignol
26	32	202520	HOLZMANN Sebastian	1993	GER	53.70	2.67	Rossignol
27	56	380363	KOLEGA Elias	1996	CRO	53.71	2.68	Fischer
28	52	532138	KASPER Nolan	1989	USA	53.85	2.82	Voelkl
29	36	934523	ENGEL Mark	1991	USA	53.86	2.83	Atomic
30	27	301709	YUASA Naoki	1983	JPN	54.00	2.97	Hart
31	29	103729	READ Erik	1991	CAN	54.06	3.03	Fischer
32	46	561322	HADALIN Stefan	1995	SLO	54.07	3.04	Rossignol
33	34	481327	TRIKHICHEV Pavel	1992	RUS	54.13	3.10	Rossignol
34	37	320266	JUNG Donghyun	1988	KOR	54.21	3.18	
35	35	380334	VIDOVIC Matej	1993	CRO	54.34	3.31	Head
35	14	202462	DOPFER Fritz	1987	GER	54.34	3.31	Nordica
37	54	150644	KRYZL Krystof	1986	CZE	54.39	3.36	Fischer
38	43	194262	BUFFET Robin	1991	FRA	54.46	3.43	Salomon

DID NOT START 1st RUN: 1 competitor

63	700879	ZAMPA Andreas	1993	SVK				Salomon
----	--------	----------------------	------	-----	--	--	--	---------

DID NOT FINISH 1st RUN: 25 competitors

6	220689	RYDING Dave	1986	GBR				Fischer
9	511983	AERNI Luca	1993	SUI				Salomon
13	501111	HARGIN Mattias	1985	SWE				Atomic
15	480736	KHOROSHIL. Alexander	1984	RUS				Fischer
20	53889	HIRSCHBUEHL Christian	1990	AUT				Rossignol
21	512182	MEILLARD Loic	1996	SUI				Rossignol
28	290732	THALER Patrick	1978	ITA				Atomic
30	534508	CHODOUNSKY David	1984	USA				Nordica
31	511899	ROCHAT Marc	1992	SUI				Atomic
33	202485	KETTERER David	1993	GER				Blizzard
39	6291574	SALA Tommaso	1995	ITA				Salomon
40	700830	ZAMPA Adam	1990	SVK				Salomon
41	201896	STEHLE Dominik	1986	GER				Nordica
42	291145	DEVILLE Cristian	1981	ITA				Blizzard
44	6531063	GINNIS AJ	1994	USA				Fischer
47	293098	RAZZOLI Giuliano	1984	ITA				Fischer
51	6290886	BACHER Fabian	1993	ITA				
53	54233	LEITGEB Richard	1994	AUT				
55	934566	ROBERTS Hig	1991	USA				Rossignol
57	561244	KRANJEC Zan	1992	SLO				Rossignol
59	54447	RUELAND Simon	1997	AUT				Rossignol
60	512274	BISSIG Semyel	1998	SUI				Atomic
61	194664	RIZZO Maxime	1993	FRA				Fischer
62	150743	BERNDT Ondrej	1988	CZE				Atomic
64	54106	BREITFUSS KAMMERLANDER	1992	BOL				Croc Ski

Race Information 2nd Run

Course Setter Massimo CARCA ITA
Number of Gates
Turning Gates
Start Time 13:15

Technical Data

Course Name Jungfrau / Männlichen
Start Altitude 1475 m
Finish Altitude 1281 m
Vertical Drop 194 m
Homologation Number 9208/08/09

Forerunners A - Delio KUNZ (SUI) B - Dario BUESCHLEN (SUI) C - Yannick CHABLOZ (SUI)

Number of Competitors: 30, Number of NSA: 11

Start Order	Bib	FIS Code	Name	Year of Birth	NSA	1st Run	Diff.	Rank	2nd Run	Total	Ski
1	27	301709	YUASA Naoki	1983	JPN	54.00	2.97	30			Hart
2	36	934523	ENGEL Mark	1991	USA	53.86	2.83	29			Atomic
3	52	532138	KASPER Nolan	1989	USA	53.85	2.82	28			Voelkl
4	56	380363	KOLEGA Elias	1996	CRO	53.71	2.68	27			Fischer
5	32	202520	HOLZMANN Sebastian	1993	GER	53.70	2.67	26			Rossignol
6	48	512138	SIMONET Sandro	1995	SUI	53.65	2.62	24			Rossignol
7	50	302982	OHKOSHI Ryunosuke	1988	JPN	53.65	2.62	24			
8	38	103676	BROWN Phil	1991	CAN	53.53	2.50	23			Voelkl
9	4	292491	MOELGG Manfred	1982	ITA	53.40	2.37	22			Fischer
10	45	6190403	NOEL Clement	1997	FRA	53.34	2.31	21			Dynastar
11	16	191459	LIZEROUX Julien	1979	FRA	53.29	2.26	20			Salomon
12	25	202451	STRASSER Linus	1992	GER	53.21	2.18	19			Rossignol
13	3	54170	MATT Michael	1993	AUT	53.19	2.16	17			Rossignol
14	11	422082	FOSS-SOLEV. Sebastian	1991	NOR	53.19	2.16	17			Voelkl
15	19	421860	NORDBOTTEN Jonathan	1989	NOR	53.10	2.07	16			Head
16	58	291318	TONETTI Riccardo	1989	ITA	53.07	2.04	15			Voelkl
17	18	192665	GRANGE Jean-Baptiste	1984	FRA	53.06	2.03	14			Rossignol
18	10	194364	PINTURAUULT Alexis	1991	FRA	53.03	2.00	13			Head
19	1	293797	GROSS Stefano	1986	ITA	53.00	1.97	12			Voelkl
20	26	51395	DIGRUBER Marc	1988	AUT	52.98	1.95	11			Atomic
21	23	193967	MUFFAT-JEANDET Victor	1989	FRA	52.95	1.92	10			Salomon
22	49	502015	JAKOBSEN Kristoffer	1994	SWE	52.84	1.81	9			Fischer
23	12	511996	YULE Daniel	1993	SUI	52.82	1.79	8			Fischer
24	17	54320	SCHWARZ Marco	1995	AUT	52.73	1.70	7			Atomic
25	24	511902	ZENHAEUSERN Ramon	1992	SUI	52.06	1.03	6			Rossignol
26	8	54063	FELLER Manuel	1992	AUT	52.02	0.99	5			Atomic
27	22	421669	NESTVOLD-HAUGEN L.	1987	NOR	51.79	0.76	4			Rossignol
28	5	422304	KRISTOFFERSEN Henrik	1994	NOR	51.62	0.59	3			Rossignol
29	2	501017	MYHRER Andre	1983	SWE	51.38	0.35	2			Head
30	7	53831	HIRSCHER Marcel	1989	AUT	51.03	0.00	1			Atomic



Audi FIS Ski World Cup

AUDI FIS SKI WORLD CUP 2017/18
Wengen (SUI)

**7th MEN'S SLALOM 2nd RUN
OFFICIAL RESULTS**

 SUN 14 JAN 2018
Start Time: 13:15

Jury

TD FIS	Yves DIMIER	FRA
Referee	Markus WALDNER	FIS
Assistant Referee	Emmanuel COUDER	FIS
Chief of Race	Bob LEHMANN	SUI

Technical Data

Course Name	Jungfrau / Männlichen	
Start Altitude	1475 m	
Finish Altitude	1281 m	
Vertical Drop	194 m	
Homologation Number	9208/08/09	

Race Information 1st Run

Course Setter	Albert DOPPELHOFFER	GER
Number of Gates	63	
Turning Gates	61	
Start Time	10:15	
Forerunners	A - Delio KUNZ SUI	
	B - Dario BUESCHLEN SUI	
	C - Yannick CHABLOZ SUI	

Race Information 2nd Run

Course Setter	Massimo CARCA	ITA
Number of Gates	67	
Turning Gates	66	
Start Time	13:15	
Forerunners	A - Delio KUNZ SUI	
	B - Dario BUESCHLEN SUI	
	C - Yannick CHABLOZ SUI	

Number of Competitors: 64, Number of NSA: 18

F-factor: 720

Rank	Bib	FIS Code	Name	Year of Birth	NSA	1st Run	2nd Run	Total	Diff.	Race Points	Ski
1	7	53831	HIRSCHER Marcel	1989	AUT	51.03	54.42	1:45.45		0.00	Atomic
2	5	422304	KRISTOFFERSEN Henrik	1994	NOR	51.62	54.76	1:46.38	0.93	6.35	Rossignol
3	2	501017	MYHRER Andre	1983	SWE	51.38	55.79	1:47.17	1.72	11.74	Head
4	24	511902	ZENHAEUSERN Ramon	1992	SUI	52.06	55.20	1:47.26	1.81	12.36	Rossignol
5	22	421669	NESTVOLD-HAUGEN L.	1987	NOR	51.79	55.59	1:47.38	1.93	13.18	Rossignol
6	3	54170	MATT Michael	1993	AUT	53.19	54.81	1:48.00	2.55	17.41	Rossignol
7	1	293797	GROSS Stefano	1986	ITA	53.00	55.54	1:48.54	3.09	21.10	Voelkl
8	10	194364	PINTURAUPT Alexis	1991	FRA	53.03	55.70	1:48.73	3.28	22.40	Head
9	25	202451	STRASSER Linus	1992	GER	53.21	55.68	1:48.89	3.44	23.49	Rossignol
10	26	51395	DIGRUBER Marc	1988	AUT	52.98	56.03	1:49.01	3.56	24.31	Atomic
11	12	511996	YULE Daniel	1993	SUI	52.82	56.31	1:49.13	3.68	25.13	Fischer
12	4	292491	MOELGG Manfred	1982	ITA	53.40	55.79	1:49.19	3.74	25.54	Fischer
13	16	191459	LIZEROUX Julien	1979	FRA	53.29	55.95	1:49.24	3.79	25.88	Salomon
14	17	54320	SCHWARZ Marco	1995	AUT	52.73	56.58	1:49.31	3.86	26.36	Atomic
15	11	422082	FOSS-SOLEV. Sebastian	1991	NOR	53.19	56.18	1:49.37	3.92	26.77	Voelkl
16	18	192665	GRANGE Jean-Baptiste	1984	FRA	53.06	56.32	1:49.38	3.93	26.83	Rossignol
17	23	193967	MUFFAT-JEANDET Victor	1989	FRA	52.95	56.69	1:49.64	4.19	28.61	Salomon
18	32	202520	HOLZMANN Sebastian	1993	GER	53.70	56.32	1:50.02	4.57	31.20	Rossignol
19	50	302982	OHKOSHI Ryunosuke	1988	JPN	53.65	56.74	1:50.39	4.94	33.73	
20	52	532138	KASPER Nolan	1989	USA	53.85	57.00	1:50.85	5.40	36.87	Voelkl

#962 _____

Number of Competitors: 64, Number of NSA: 18

F-factor: 720

Rank	Bib	FIS Code	Name	Year of Birth	NSA	1st Run	2nd Run	Total	Diff.	Race Points	Ski
21	56	380363	KOLEGA Elias	1996	CRO	53.71	57.43	1:51.14	5.69	38.85	Fischer
22	38	103676	BROWN Phil	1991	CAN	53.53	58.70	1:52.23	6.78	46.29	Voelkl
23	45	6190403	NOEL Clement	1997	FRA	53.34	59.33	1:52.67	7.22	49.30	Dynastar
24 >	58	291318	TONETTI Riccardo	1989	ITA	53.07	1:04.10	1:57.17	11.72	80.02	Voelkl
25 >	49	502015	JAKOBSEN Kristoffer	1994	SWE	52.84	1:11.82	2:04.66	19.21	131.16	Fischer
26 >	36	934523	ENGEL Mark	1991	USA	53.86	1:19.23	2:13.09	27.64	188.72	Atomic
27 >	19	421860	NORDBOTTEN Jonathan	1989	NOR	53.10	2:01.35	2:54.45	1:09.00	471.12	Head

DID NOT QUALIFY FOR 2nd RUN: 8 competitors

29	103729	READ Erik	1991	CAN	54.06	Fischer
46	561322	HADALIN Stefan	1995	SLO	54.07	Rossignol
34	481327	TRIKHICHEV Pavel	1992	RUS	54.13	Rossignol
37	320266	JUNG Donghyun	1988	KOR	54.21	
35	380334	VIDOVIC Matej	1993	CRO	54.34	Head
14	202462	DOPFER Fritz	1987	GER	54.34	Nordica
54	150644	KRYZL Krystof	1986	CZE	54.39	Fischer
43	194262	BUFFET Robin	1991	FRA	54.46	Salomon

DID NOT START 1st RUN: 1 competitor

63	700879	ZAMPA Andreas	1993	SVK		Salomon
----	--------	---------------	------	-----	--	---------

DID NOT FINISH 1st RUN: 25 competitors

6	220689	RYDING Dave	1986	GBR		Fischer
9	511983	AERNI Luca	1993	SUI		Salomon
13	501111	HARGIN Mattias	1985	SWE		Atomic
15	480736	KHOROSHIL. Alexander	1984	RUS		Fischer
20	53889	HIRSCHBUEHL Christian	1990	AUT		Rossignol
21	512182	MEILLARD Loic	1996	SUI		Rossignol
28	290732	THALER Patrick	1978	ITA		Atomic
30	534508	CHODOUNSKY David	1984	USA		Nordica
31	511899	ROCHAT Marc	1992	SUI		Atomic
33	202485	KETTERER David	1993	GER		Blizzard
39	6291574	SALA Tommaso	1995	ITA		Salomon
40	700830	ZAMPA Adam	1990	SVK		Salomon
41	201896	STEHLE Dominik	1986	GER		Nordica
42	291145	DEVILLE Cristian	1981	ITA		Blizzard
44	6531063	GINNIS AJ	1994	USA		Fischer
47	293098	RAZZOLI Giuliano	1984	ITA		Fischer
51	6290886	BACHER Fabian	1993	ITA		
53	54233	LEITGEB Richard	1994	AUT		
55	934566	ROBERTS Hig	1991	USA		Rossignol
57	561244	KRANJEC Zan	1992	SLO		Rossignol
59	54447	RUELAND Simon	1997	AUT		Rossignol
60	512274	BISSIG Semyel	1998	SUI		Atomic
61	194664	RIZZO Maxime	1993	FRA		Fischer
62	150743	BERNDT Ondrej	1988	CZE		Atomic
64	54106	BREITFUSS KAMMERLANDER	1992	BOL		Croc Ski

#962 _____

Number of Competitors: 64, Number of NSA: 18

F-factor: 720

Rank	Bib	FIS Code	Name	Year of Birth	NSA	1st Run	2nd Run	Total	Diff.	Race Points	Ski
DID NOT FINISH 2nd RUN: 2 competitors											
	8	54063	FELLER Manuel	1992	AUT						Atomic
	48	512138	SIMONET Sandro	1995	SUI						Rossignol
DISQUALIFIED 2nd RUN: 1 competitor											
	27	301709	YUASA Naoki	1983	JPN		Gate 65	Rule 629.3			Hart

Reason for disqualification:

629.3 Does not pass through the gate correctly

Technical Delegate:

Yves DIMIER (FRA) #962

LEGEND

> Competitor's overall time is more than 8% greater than winning time (see FIS rule §10.2)

14-01-2018 / Wengen (SUI) / 0045

Page 3/3

Data Processing by LONGINES

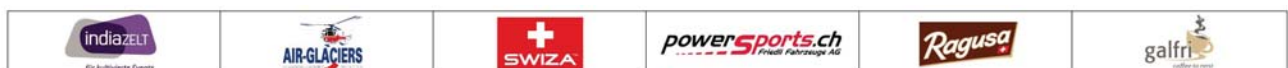
www.fis-ski.com

LONGINES Timing

Generation Date: SUN 14 JAN 2018

Time: 14:15

Document: 73C 1.0



Best 10 at Finish

Rank	Bib	FIS Code	Name	NSA	FIS Points	Best 5	Race Points
1	7	53831	HIRSCHER Marcel	AUT	0.00	0.00	0.00
2	5	422304	KRISTOFFERSEN Henrik	NOR	1.20	1.20	6.35
3	2	501017	MYHRER Andre	SWE	4.02	4.02	11.74
4	24	511902	ZENHAEUSERN Ramon	SUI	5.92		
5	22	421669	NESTVOLD-HAUGEN Leif Kristian	NOR	5.56		
6	3	54170	MATT Michael	AUT	3.70	3.70	17.41
7	1	293797	GROSS Stefano	ITA	3.97	3.97	21.10
8	10	194364	PINTURALT Alexis	FRA	5.11		
9	25	202451	STRASSER Linus	GER	5.96		
10	26	51395	DIGRUBER Marc	AUT	5.97		

Best 5 FIS Points at Start

Rank	Bib	FIS Code	Name	NSA	FIS Points
1	7	53831	HIRSCHER Marcel	AUT	0.00
2	5	422304	KRISTOFFERSEN Henrik	NOR	1.20
12	4	292491	MOELGG Manfred	ITA	3.25
6	3	54170	MATT Michael	AUT	3.70
7	1	293797	GROSS Stefano	ITA	3.97

TOTALS:		
FIS Points of Best 5 at Start (B)	12.12	
FIS Points of Best at Finish in Top 10 (A)		12.89
Race Points of Corresponding Competitors (C)		56.60
Calculated Penalty (A+B-C) : 10 =>	-3.159	
Rounded	-3.16	
Category Adder	0.00	
Correction Value (Z)	0.00	
Calculated Penalty	-3.16	
Penalty Applied	0.00	

Technical Delegate:
Yves DIMIER (FRA) #962


AUDI FIS SKI WORLD CUP 2017/18


Audi FIS Ski World Cup

Wengen (SUI)

**7th MEN'S SLALOM 2nd RUN
PERFORMANCE ANALYSIS 1**

SUN 14 JAN 2018

Number of Competitors: 27

Rank	Bib	Name Ski	NSA	Positions			Partials			Difference		
				Pos.	Time	Rank	Pos.	Time	Rank	Time		
1	7	HIRSCHER Marcel Atomic	AUT	Run1:	Int1:	9.47	(1)	I1-I2:	9.22	(1)	0.00	
					Int2:	18.69	(1)	I2-I3:	17.20	(3)	0.00	
					Int3:	35.89	(1)	I3-Fin:	15.14	(1)	0.00	
					Fin:	51.03	(1)				0.00	
					Run2:	Int1:	10.01	(1)	I1-I2:	9.39	(4)	0.00
						Int2:	19.40	(1)	I2-I3:	16.98	(2)	0.00
				Int3:		36.38	(1)	I3-Fin:	18.04	(1)	0.00	
				Fin:		54.42	(1)				0.00	
				Total:	Int1:	1:01.04	(1)				0.00	
					Int2:	1:10.43	(1)				0.00	
					Int3:	1:27.41	(1)				0.00	
						Fin:	1:45.45	(1)			0.00	
				2	5	KRISTOFFERSEN Henrik Rossignol	NOR	Run1:	Int1:	9.50	(5)	I1-I2:
Int2:	19.12	(3)	I2-I3:						17.15	(2)	0.43	
Int3:	36.27	(3)	I3-Fin:						15.35	(4)	0.38	
Fin:	51.62	(3)									0.59	
Run2:	Int1:	10.23	(5)						I1-I2:	9.17	(1)	0.22
	Int2:	19.40	(1)						I2-I3:	17.11	(5)	0.00
	Int3:	36.51	(2)					I3-Fin:	18.25	(3)	0.13	
	Fin:	54.76	(2)								0.34	
Total:	Int1:	1:01.85	(3)								0.81	
	Int2:	1:11.02	(2)								0.59	
	Int3:	1:28.13	(2)								0.72	
		Fin:	1:46.38					(2)			0.93	
3	2	MYHRER Andre Head	SWE					Run1:	Int1:	9.49	(3)	I1-I2:
				Int2:	19.13	(5)	I2-I3:		16.95	(1)	0.44	
				Int3:	36.08	(2)	I3-Fin:		15.30	(3)	0.19	
				Fin:	51.38	(2)					0.35	
				Run2:	Int1:	10.30	(9)		I1-I2:	9.62	(16)	0.29
					Int2:	19.92	(10)		I2-I3:	17.18	(9)	0.52
					Int3:	37.10	(8)	I3-Fin:	18.69	(16)	0.72	
					Fin:	55.79	(9)				1.37	
				Total:	Int1:	1:01.68	(2)				0.64	
					Int2:	1:11.30	(3)				0.87	
					Int3:	1:28.48	(3)				1.07	
						Fin:	1:47.17	(3)			1.72	

Number of Competitors: 27

Rank	Bib	Name Ski	NSA	Positions			Partials			Difference			
				Pos.	Time	Rank	Pos.	Time	Rank	Time			
4	24	ZENHAEUSERN Ramon Rossignol	SUI	Run1:	Int1:	9.63	(12)	I1-I2:	9.52	(2)	0.16		
					Int2:	19.15	(6)	I2-I3:	17.45	(8)	0.46		
					Int3:	36.60	(5)	I3-Fin:	15.46	(5)	0.71		
				Run2:	Fin:	52.06	(5)				1.03		
					Int1:	10.31	(13)	I1-I2:	9.50	(8)	0.30		
					Int2:	19.81	(6)	I2-I3:	17.08	(4)	0.41		
					Int3:	36.89	(4)	I3-Fin:	18.31	(6)	0.51		
				Total:	Fin:	55.20	(4)				0.78		
					Int1:	1:02.37	(5)				1.33		
					Int2:	1:11.87	(5)				1.44		
								Int3:	1:28.95	(4)			1.54
								Fin:	1:47.26	(4)			1.81
				5	22	NESTVOLD-HAUGEN L. Rossignol	NOR	Run1:	Int1:	9.53	(9)	I1-I2:	9.59
Int2:	19.12	(3)	I2-I3:						17.40	(6)	0.43		
Int3:	36.52	(4)	I3-Fin:						15.27	(2)	0.63		
Run2:	Fin:	51.79	(4)								0.76		
	Int1:	10.27	(7)					I1-I2:	9.51	(9)	0.26		
	Int2:	19.78	(5)					I2-I3:	17.40	(18)	0.38		
	Int3:	37.18	(11)					I3-Fin:	18.41	(8)	0.80		
Total:	Fin:	55.59	(6)								1.17		
	Int1:	1:02.06	(4)								1.02		
	Int2:	1:11.57	(4)								1.14		
								Int3:	1:28.97	(5)			1.56
								Fin:	1:47.38	(5)			1.93
6	3	MATT Michael Rossignol	AUT					Run1:	Int1:	9.76	(15)	I1-I2:	9.90
				Int2:	19.66	(17)	I2-I3:		17.55	(10)	0.97		
				Int3:	37.21	(13)	I3-Fin:		15.98	(24)	1.32		
				Run2:	Fin:	53.19	(16)				2.16		
					Int1:	10.18	(3)	I1-I2:	9.32	(3)	0.17		
					Int2:	19.50	(3)	I2-I3:	17.21	(11)	0.10		
					Int3:	36.71	(3)	I3-Fin:	18.10	(2)	0.33		
				Total:	Fin:	54.81	(3)				0.39		
					Int1:	1:03.37	(11)				2.33		
					Int2:	1:12.69	(6)				2.26		
								Int3:	1:29.90	(6)			2.49
								Fin:	1:48.00	(6)			2.55
				7	1	GROSS Stefano Voelkl	ITA	Run1:	Int1:	9.85	(22)	I1-I2:	9.59
Int2:	19.44	(9)	I2-I3:						17.59	(11)	0.75		
Int3:	37.03	(8)	I3-Fin:						15.97	(22)	1.14		
Run2:	Fin:	53.00	(11)								1.97		
	Int1:	10.36	(15)					I1-I2:	9.55	(11)	0.35		
	Int2:	19.91	(9)					I2-I3:	17.04	(3)	0.51		
	Int3:	36.95	(5)					I3-Fin:	18.59	(11)	0.57		
Total:	Fin:	55.54	(5)								1.12		
	Int1:	1:03.36	(10)								2.32		
	Int2:	1:12.91	(11)								2.48		
								Int3:	1:29.95	(7)			2.54
								Fin:	1:48.54	(7)			3.09

Number of Competitors: 27

Rank	Bib	Name Ski	NSA	Positions			Partials			Difference			
				Pos.	Time	Rank	Pos.	Time	Rank	Time			
8	10	PINTURAU Alexis Head	FRA	Run1:	Int1:	9.80	(19)	I1-I2:	9.98	(20)	0.33		
					Int2:	19.78	(22)		I2-I3:	17.68	(14)	1.09	
					Int3:	37.46	(19)		I3-Fin:	15.57	(11)	1.57	
					Fin:	53.03	(12)					2.00	
					Run2:	Int1:	10.14		(2)	I1-I2:	9.98	(24)	0.13
						Int2:	20.12		(18)		I2-I3:	17.31	(15)
				Int3:		37.43	(14)	I3-Fin:	18.27		(4)	1.05	
				Fin:		55.70	(8)					1.28	
				Total:	Int1:	1:03.17	(8)				2.13		
					Int2:	1:13.15	(14)				2.72		
					Int3:	1:30.46	(13)				3.05		
						Fin:	1:48.73	(8)				3.28	
				9	25	STRASSER Linus Rossignol	GER	Run1:	Int1:	10.05	(26)	I1-I2:	9.63
Int2:	19.68	(18)	I2-I3:						17.93	(20)	0.99		
Int3:	37.61	(21)	I3-Fin:						15.60	(12)	1.72		
Fin:	53.21	(18)									2.18		
Run2:	Int1:	10.43	(18)						I1-I2:	9.59	(15)		0.42
	Int2:	20.02	(16)							I2-I3:	17.22		(12)
	Int3:	37.24	(12)					I3-Fin:		18.44	(9)	0.86	
	Fin:	55.68	(7)									1.26	
Total:	Int1:	1:03.64	(16)								2.60		
	Int2:	1:13.23	(15)								2.80		
	Int3:	1:30.45	(12)								3.04		
		Fin:	1:48.89					(9)				3.44	
10	26	DIGRUBER Marc Atomic	AUT					Run1:	Int1:	9.52	(6)	I1-I2:	9.52
				Int2:	19.04	(2)	I2-I3:		18.16	(24)	0.35		
				Int3:	37.20	(12)	I3-Fin:		15.78	(18)	1.31		
				Fin:	52.98	(10)					1.95		
				Run2:	Int1:	10.30	(9)		I1-I2:	9.57	(12)		0.29
					Int2:	19.87	(8)			I2-I3:	17.68		(23)
					Int3:	37.55	(17)	I3-Fin:		18.48	(10)	1.17	
					Fin:	56.03	(12)					1.61	
				Total:	Int1:	1:03.28	(9)				2.24		
					Int2:	1:12.85	(8)				2.42		
					Int3:	1:30.53	(16)				3.12		
						Fin:	1:49.01	(10)				3.56	
				11	12	YULE Daniel Fischer	SUI	Run1:	Int1:	9.70	(13)	I1-I2:	9.95
Int2:	19.65	(16)	I2-I3:						17.44	(7)	0.96		
Int3:	37.09	(9)	I3-Fin:						15.73	(15)	1.20		
Fin:	52.82	(7)									1.79		
Run2:	Int1:	10.19	(4)						I1-I2:	10.36	(26)		0.18
	Int2:	20.55	(23)							I2-I3:	17.38		(17)
	Int3:	37.93	(20)					I3-Fin:		18.38	(7)	1.55	
	Fin:	56.31	(14)									1.89	
Total:	Int1:	1:03.01	(6)								1.97		
	Int2:	1:13.37	(19)								2.94		
	Int3:	1:30.75	(17)								3.34		
		Fin:	1:49.13					(11)				3.68	

Number of Competitors: 27

Rank	Bib	Name Ski	NSA	Positions			Partials			Difference		
				Pos.	Time	Rank	Pos.	Time	Rank	Time		
12	4	MOELGG Manfred Fischer	ITA	Run1:	Int1:	9.53	(9)	I1-I2:	9.79	(13)	0.06	
					Int2:	19.32	(8)	I2-I3:	17.70	(15)	0.63	
					Int3:	37.02	(7)	I3-Fin:	16.38	(27)	1.13	
					Fin:	53.40	(21)				2.37	
					Run2:	Int1:	10.28	(8)				0.27
						Int2:	19.94	(11)	I1-I2:	9.66	(18)	0.54
						Int3:	37.11	(9)	I2-I3:	17.17	(7)	0.73
						Fin:	55.79	(9)	I3-Fin:	18.68	(14)	1.37
					Total:	Int1:	1:03.68	(17)				2.64
						Int2:	1:13.34	(17)				2.91
						Int3:	1:30.51	(14)				3.10
						Fin:	1:49.19	(12)				3.74
					13	16	LIZEROUX Julien Salomon	FRA	Run1:	Int1:	9.84	(20)
Int2:	19.76	(20)	I2-I3:	17.52						(9)	1.07	
Int3:	37.28	(14)	I3-Fin:	16.01						(25)	1.39	
Fin:	53.29	(19)									2.26	
Run2:	Int1:	10.57	(21)									0.56
	Int2:	20.11	(17)	I1-I2:						9.54	(10)	0.71
	Int3:	37.06	(7)	I2-I3:						16.95	(1)	0.68
	Fin:	55.95	(11)	I3-Fin:						18.89	(18)	1.53
Total:	Int1:	1:03.86	(20)									2.82
	Int2:	1:13.40	(20)									2.97
	Int3:	1:30.35	(11)									2.94
	Fin:	1:49.24	(13)									3.79
14	17	SCHWARZ Marco Atomic	AUT	Run1:						Int1:	9.77	(16)
					Int2:	19.56	(11)	I2-I3:	17.63	(13)	0.87	
					Int3:	37.19	(11)	I3-Fin:	15.54	(7)	1.30	
					Fin:	52.73	(6)				1.70	
					Run2:	Int1:	10.30	(9)				0.29
						Int2:	20.13	(19)	I1-I2:	9.83	(22)	0.73
						Int3:	37.49	(15)	I2-I3:	17.36	(16)	1.11
						Fin:	56.58	(17)	I3-Fin:	19.09	(21)	2.16
					Total:	Int1:	1:03.03	(7)				1.99
						Int2:	1:12.86	(10)				2.43
						Int3:	1:30.22	(9)				2.81
						Fin:	1:49.31	(14)				3.86
					15	11	FOSS-SOLEV. Sebastian Voelkl	NOR	Run1:	Int1:	9.78	(17)
Int2:	19.76	(20)	I2-I3:	17.93						(20)	1.07	
Int3:	37.69	(22)	I3-Fin:	15.50						(6)	1.80	
Fin:	53.19	(16)									2.16	
Run2:	Int1:	10.56	(20)									0.55
	Int2:	20.13	(19)	I1-I2:						9.57	(12)	0.73
	Int3:	37.91	(19)	I2-I3:						17.78	(24)	1.53
	Fin:	56.18	(13)	I3-Fin:						18.27	(4)	1.76
Total:	Int1:	1:03.75	(19)									2.71
	Int2:	1:13.32	(16)									2.89
	Int3:	1:31.10	(19)									3.69
	Fin:	1:49.37	(15)									3.92

Number of Competitors: 27

Rank	Bib	Name Ski	NSA	Positions			Partials			Difference			
				Pos.	Time	Rank	Pos.	Time	Rank	Time			
16	18	GRANGE Jean-Baptiste Rossignol	FRA	Run1:	Int1:	9.52 (6)	I1-I2:	9.98 (20)	Difference	0.05			
					Int2:	19.50 (10)		I2-I3:		17.79 (18)	0.81		
					Int3:	37.29 (15)		I3-Fin:		15.77 (16)	1.40		
					Fin:	53.06 (13)					2.03		
					Run2:	Int1:		10.34 (14)		I1-I2:	9.65 (17)	Difference	0.33
						Int2:		19.99 (13)			I2-I3:		17.28 (14)
				Int3:		37.27 (13)	I3-Fin:	19.05 (20)	0.89				
				Fin:		56.32 (15)			1.90				
				Total:	Int1:	1:03.40 (12)			Difference	2.36			
					Int2:	1:13.05 (13)				2.62			
					Int3:	1:30.33 (10)				2.92			
						Fin:	1:49.38 (16)			3.93			
				17	23	MUFFAT-JEANDET Victor Salomon	FRA	Run1:	Int1:	9.78 (17)	I1-I2:	9.86 (16)	Difference
Int2:	19.64 (15)	I2-I3:	17.77 (16)						0.95				
Int3:	37.41 (17)	I3-Fin:	15.54 (7)						1.52				
Fin:	52.95 (9)								1.92				
Run2:	Int1:	10.79 (25)	I1-I2:						9.83 (22)	Difference		0.78	
	Int2:	20.62 (24)							I2-I3:			17.41 (19)	
	Int3:	38.03 (21)						I3-Fin:	18.66 (13)		1.65		
	Fin:	56.69 (18)									2.27		
Total:	Int1:	1:03.74 (18)							Difference	2.70			
	Int2:	1:13.57 (21)								3.14			
	Int3:	1:30.98 (18)								3.57			
		Fin:	1:49.64 (17)							4.19			
18	32	HOLZMANN Sebastian Rossignol	GER					Run1:	Int1:	9.96 (24)	I1-I2:	9.65 (9)	Difference
				Int2:	19.61 (14)	I2-I3:	18.16 (24)		0.92				
				Int3:	37.77 (23)	I3-Fin:	15.93 (19)		1.88				
				Fin:	53.70 (24)				2.67				
				Run2:	Int1:	10.59 (22)	I1-I2:		9.68 (19)	Difference		0.58	
					Int2:	20.27 (21)			I2-I3:			17.23 (13)	
					Int3:	37.50 (16)		I3-Fin:	18.82 (17)		1.12		
					Fin:	56.32 (15)					1.90		
				Total:	Int1:	1:04.29 (24)			Difference	3.25			
					Int2:	1:13.97 (23)				3.54			
					Int3:	1:31.20 (20)				3.79			
						Fin:	1:50.02 (18)			4.57			
				19	50	OHKOSHI Ryunosuke	JPN	Run1:	Int1:	9.61 (11)	I1-I2:	10.20 (24)	Difference
Int2:	19.81 (24)	I2-I3:	17.61 (12)						1.12				
Int3:	37.42 (18)	I3-Fin:	16.23 (26)						1.53				
Fin:	53.65 (23)								2.62				
Run2:	Int1:	10.26 (6)	I1-I2:						9.73 (20)	Difference		0.25	
	Int2:	19.99 (13)							I2-I3:			17.65 (22)	
	Int3:	37.64 (18)						I3-Fin:	19.10 (22)		1.26		
	Fin:	56.74 (19)									2.32		
Total:	Int1:	1:03.91 (21)							Difference	2.87			
	Int2:	1:13.64 (22)								3.21			
	Int3:	1:31.29 (21)								3.88			
		Fin:	1:50.39 (19)							4.94			

Number of Competitors: 27

Rank	Bib	Name Ski	NSA	Positions			Partials			Difference		
				Pos.	Time	Rank	Pos.	Time	Rank	Time		
20	52	KASPER Nolan Voelkl	USA	Run1:	Int1:	9.98	(25)	I1-I2:	10.15	(23)	0.51	
					Int2:	20.13	(26)	I2-I3:	18.04	(22)	1.44	
					Int3:	38.17	(26)	I3-Fin:	15.68	(14)	2.28	
				Run2:	Fin:	53.85	(26)				2.82	
					Int1:	10.72	(24)	I1-I2:	9.80	(21)	0.71	
					Int2:	20.52	(22)	I2-I3:	17.58	(21)	1.12	
					Int3:	38.10	(22)	I3-Fin:	18.90	(19)	1.72	
				Total:	Fin:	57.00	(20)				2.58	
					Int1:	1:04.57	(25)				3.53	
					Int2:	1:14.37	(24)				3.94	
					Int3:	1:31.95	(22)				4.54	
							Fin:	1:50.85	(20)			5.40
				21	56	KOLEGA Elias Fischer	CRO	Run1:	Int1:	9.84	(20)	I1-I2:
Int2:	20.28	(27)	I2-I3:						17.80	(19)	1.59	
Int3:	38.08	(25)	I3-Fin:						15.63	(13)	2.19	
Run2:	Fin:	53.71	(25)								2.68	
	Int1:	11.07	(26)					I1-I2:	10.26	(25)	1.06	
	Int2:	21.33	(25)					I2-I3:	17.42	(20)	1.93	
	Int3:	38.75	(23)					I3-Fin:	18.68	(14)	2.37	
Total:	Fin:	57.43	(21)								3.01	
	Int1:	1:04.78	(26)								3.74	
	Int2:	1:15.04	(25)								4.61	
	Int3:	1:32.46	(23)								5.05	
			Fin:					1:51.14	(21)			5.69
22	38	BROWN Phil Voelkl	CAN					Run1:	Int1:	9.49	(3)	I1-I2:
				Int2:	19.81	(24)	I2-I3:		17.78	(17)	1.12	
				Int3:	37.59	(20)	I3-Fin:		15.94	(21)	1.70	
				Run2:	Fin:	53.53	(22)				2.50	
					Int1:	10.55	(19)	I1-I2:	9.28	(2)	0.54	
					Int2:	19.83	(7)	I2-I3:	17.15	(6)	0.43	
					Int3:	36.98	(6)	I3-Fin:	21.72	(26)	0.60	
				Total:	Fin:	58.70	(22)				4.28	
					Int1:	1:04.08	(22)				3.04	
					Int2:	1:13.36	(18)				2.93	
					Int3:	1:30.51	(14)				3.10	
							Fin:	1:52.23	(22)			6.78
				23	45	NOEL Clement Dynastar	FRA	Run1:	Int1:	9.89	(23)	I1-I2:
Int2:	19.59	(13)	I2-I3:						18.20	(26)	0.90	
Int3:	37.79	(24)	I3-Fin:						15.55	(9)	1.90	
Run2:	Fin:	53.34	(20)								2.31	
	Int1:	14.12	(27)					I1-I2:	9.39	(4)	4.11	
	Int2:	23.51	(26)					I2-I3:	17.19	(10)	4.11	
	Int3:	40.70	(24)					I3-Fin:	18.63	(12)	4.32	
Total:	Fin:	59.33	(23)								4.91	
	Int1:	1:07.46	(27)								6.42	
	Int2:	1:16.85	(26)								6.42	
	Int3:	1:34.04	(24)								6.63	
			Fin:					1:52.67	(23)			7.22

Number of Competitors: 27

Rank	Bib	Name Ski	NSA	Positions			Partials			Difference										
				Pos.	Time	Rank	Pos.	Time	Rank	Time										
24	58	TONETTI Riccardo Voelkl	ITA	Run1:	Int1:	9.47	(1)	I1-I2:	10.28	(25)	0.00									
					Int2:	19.75	(19)					I2-I3:	17.35	(5)	1.06					
					Int3:	37.10	(10)					I3-Fin:	15.97	(22)	1.21					
					Fin:	53.07	(14)								2.04					
					Run2:	Int1:	10.38					(17)	I1-I2:	9.57	(12)	0.37				
						Int2:	19.95					(12)					I2-I3:	17.17	(7)	0.55
						Int3:	37.12					(10)					I3-Fin:	26.98	(27)	0.74
						Fin:	1:04.10					(24)								9.68
					Total:	Int1:	1:03.45					(15)				2.41				
						Int2:	1:13.02					(12)					2.59			
						Int3:	1:30.19					(8)					2.78			
						Fin:	1:57.17					(24)					11.72			
					25	49	JAKOBSEN Kristoffer Fischer					SWE	Run1:	Int1:	9.74	(14)	I1-I2:	9.83	(15)	0.27
Int2:	19.57	(12)	I2-I3:	17.34				(4)	0.88											
Int3:	36.91	(6)	I3-Fin:	15.93				(19)	1.02											
Fin:	52.84	(8)							1.81											
Run2:	Int1:	10.60	(23)	I1-I2:				9.41	(6)	0.59										
	Int2:	20.01	(15)								I2-I3:			32.54	(26)	0.61				
	Int3:	52.55	(25)								I3-Fin:			19.27	(23)	16.17				
	Fin:	1:11.82	(25)													17.40				
Total:	Int1:	1:03.44	(14)							2.40										
	Int2:	1:12.85	(8)								2.42									
	Int3:	1:45.39	(25)								17.98									
	Fin:	2:04.66	(25)								19.21									
26	36	ENGEL Mark Atomic	USA	Run1:				Int1:	10.06	(27)	I1-I2:			9.74	(11)	0.59				
					Int2:	19.80	(23)	I2-I3:	18.51	(27)		1.11								
					Int3:	38.31	(27)	I3-Fin:	15.55	(9)		2.42								
					Fin:	53.86	(27)					2.83								
					Run2:	Int1:	10.37	(16)	I1-I2:	30.97		(27)	0.36							
						Int2:	41.34	(27)									I2-I3:	17.88	(25)	21.94
						Int3:	59.22	(26)									I3-Fin:	20.01	(24)	22.84
						Fin:	1:19.23	(26)												24.81
					Total:	Int1:	1:04.23	(23)					3.19							
						Int2:	1:35.20	(27)									24.77			
						Int3:	1:53.08	(26)									25.67			
						Fin:	2:13.09	(26)									27.64			
					27	19	NORDBOTTEN Jonathan Head	NOR	Run1:	Int1:		9.52	(6)				I1-I2:	9.75	(12)	0.05
Int2:	19.27	(7)	I2-I3:	18.06						(23)	0.58									
Int3:	37.33	(16)	I3-Fin:	15.77						(16)	1.44									
Fin:	53.10	(15)									2.07									
Run2:	Int1:	10.30	(9)	I1-I2:						9.44	(7)	0.29								
	Int2:	19.74	(4)										I2-I3:	1:20.44	(27)	0.34				
	Int3:	1:40.18	(27)										I3-Fin:	21.17	(25)	1:03.80				
	Fin:	2:01.35	(27)													1:06.93				
Total:	Int1:	1:03.40	(12)									2.36								
	Int2:	1:12.84	(7)										2.41							
	Int3:	2:33.28	(27)										1:05.87							
	Fin:	2:54.45	(27)										1:09.00							

LEGEND

Pos Intermediate or Speed Position Int1: Intermediate 1 Int3: Intermediate 3 Run1 First Run Fin: Finish
 Total First + Second Run Int2: Intermediate 2 Run2 Second Run


AUDI FIS SKI WORLD CUP 2017/18


Audi FIS Ski World Cup

Wengen (SUI)

**7th MEN'S SLALOM 2nd RUN
PERFORMANCE ANALYSIS 2**

SUN 14 JAN 2018

Number of Competitors: 64

Bib	Name Ski	NSA	Positions			Partials			Difference		
			Pos.	Time	Rank	Pos.	Time	Rank	Time		
1	GROSS Stefano Voelkl	ITA	Run1:	Int1:	9.85	(39)	I1-I2:	9.59	(6)	0.38	
				Int2:	19.44	(14)		I2-I3:	17.59	(13)	0.75
				Int3:	37.03	(11)		I3-Fin:	15.97	(26)	1.14
				Fin:	53.00	(12)					1.97
			Run2:	Int1:	10.36	(16)	I1-I2:	9.55	(13)	0.35	
				Int2:	19.91	(10)		I2-I3:	17.04	(4)	0.55
				Int3:	36.95	(6)		I3-Fin:	18.59	(11)	0.57
				Fin:	55.54	(5)					1.12
			Total:	Int1:	1:03.36	(11)				2.32	
				Int2:	1:12.91	(12)				2.48	
				Int3:	1:29.95	(8)				2.54	
				Fin:	1:48.54	(7)				3.09	
			2	MYHRER Andre Head	SWE	Run1:	Int1:	9.49	(3)	I1-I2:	9.64
Int2:	19.13	(7)					I2-I3:	16.95	(1)		0.44
Int3:	36.08	(2)					I3-Fin:	15.30	(3)		0.19
Fin:	51.38	(2)									0.35
Run2:	Int1:	10.30				(10)	I1-I2:	9.62	(18)	0.29	
	Int2:	19.92				(11)		I2-I3:	17.18	(10)	0.56
	Int3:	37.10				(9)		I3-Fin:	18.69	(16)	0.72
	Fin:	55.79				(9)					1.37
Total:	Int1:	1:01.68				(2)				0.64	
	Int2:	1:11.30				(3)				0.87	
	Int3:	1:28.48				(3)				1.07	
	Fin:	1:47.17				(3)				1.72	
3	MATT Michael Rossignol	AUT				Run1:	Int1:	9.76	(27)	I1-I2:	9.90
			Int2:	19.66	(25)		I2-I3:	17.55	(12)		0.97
			Int3:	37.21	(16)		I3-Fin:	15.98	(28)		1.32
			Fin:	53.19	(17)						2.16
			Run2:	Int1:	10.18	(3)	I1-I2:	9.32	(5)	0.17	
				Int2:	19.50	(4)		I2-I3:	17.21	(12)	0.14
				Int3:	36.71	(4)		I3-Fin:	18.10	(2)	0.33
				Fin:	54.81	(3)					0.39
			Total:	Int1:	1:03.37	(12)				2.33	
				Int2:	1:12.69	(7)				2.26	
				Int3:	1:29.90	(7)				2.49	
				Fin:	1:48.00	(6)				2.55	

Number of Competitors: 64

Bib	Name Ski	NSA	Positions			Partials			Difference		
			Pos.	Time	Rank	Pos.	Time	Rank	Time		
4	MOELGG Manfred Fischer	ITA	Run1:	Int1:	9.53	(10)	I1-I2:	9.79	(19)	0.06	
				Int2:	19.32	(11)		I2-I3:	17.70	(19)	0.63
				Int3:	37.02	(9)		I3-Fin:	16.38	(37)	1.13
				Fin:	53.40	(22)					2.37
			Run2:	Int1:	10.28	(9)	I1-I2:	9.66	(21)	0.27	
				Int2:	19.94	(12)		I2-I3:	17.17	(8)	0.58
				Int3:	37.11	(10)		I3-Fin:	18.68	(14)	0.73
				Fin:	55.79	(9)					1.37
			Total:	Int1:	1:03.68	(18)				2.64	
				Int2:	1:13.34	(18)				2.91	
				Int3:	1:30.51	(15)				3.10	
				Fin:	1:49.19	(12)				3.74	
			5	KRISTOFFERSEN Henrik Rossignol	NOR	Run1:	Int1:	9.50	(5)	I1-I2:	9.62
Int2:	19.12	(4)					I2-I3:	17.15	(2)		0.43
Int3:	36.27	(3)					I3-Fin:	15.35	(4)		0.38
Fin:	51.62	(3)									0.59
Run2:	Int1:	10.23				(6)	I1-I2:	9.17	(1)	0.22	
	Int2:	19.40				(2)		I2-I3:	17.11	(6)	0.04
	Int3:	36.51				(2)		I3-Fin:	18.25	(3)	0.13
	Fin:	54.76				(2)					0.34
Total:	Int1:	1:01.85				(3)				0.81	
	Int2:	1:11.02				(2)				0.59	
	Int3:	1:28.13				(2)				0.72	
	Fin:	1:46.38				(2)				0.93	
6	RYDING Dave Fischer	GBR				Run1:	Int1:	9.67	(20)	I1-I2:	9.70
			Int2:	19.37	(13)		I2-I3:	17.54	(11)		0.68
			Int3:	36.91	(7)		I3-Fin:				1.02
			Fin:	DNF							
			Run2:	Int1:			I1-I2:				
				Int2:				I2-I3:			
				Int3:				I3-Fin:			
				Fin:	DNF						
			Total:	Int1:							
				Int2:							
				Int3:							
				Fin:	DNF						
			7	HIRSCHER Marcel Atomic	AUT	Run1:	Int1:	9.47	(1)	I1-I2:	9.22
Int2:	18.69	(1)					I2-I3:	17.20	(3)		0.00
Int3:	35.89	(1)					I3-Fin:	15.14	(1)		0.00
Fin:	51.03	(1)									0.00
Run2:	Int1:	10.01				(1)	I1-I2:	9.39	(6)	0.00	
	Int2:	19.40				(2)		I2-I3:	16.98	(3)	0.04
	Int3:	36.38				(1)		I3-Fin:	18.04	(1)	0.00
	Fin:	54.42				(1)					0.00
Total:	Int1:	1:01.04				(1)				0.00	
	Int2:	1:10.43				(1)				0.00	
	Int3:	1:27.41				(1)				0.00	
	Fin:	1:45.45				(1)				0.00	

Number of Competitors: 64

Bib	Name Ski	NSA	Positions			Partials			Difference			
			Pos.	Time	Rank	Pos.	Time	Rank	Time			
8	FELLER Manuel Atomic	AUT	Run1:	Int1:	9.72	(25)	I1-I2:	9.30	(2)	0.25		
				Int2:	19.02	(2)		I2-I3:	17.62	(15)	0.33	
				Int3:	36.64	(6)		I3-Fin:	15.38	(5)	0.75	
				Fin:	52.02	(5)					0.99	
				Run2:	Int1:	10.18		(3)	I1-I2:	9.18	(2)	0.17
					Int2:	19.36		(1)		I2-I3:	17.24	(15)
			Int3:		36.60	(3)	I3-Fin:				0.22	
			Fin:		DNF							
			Total:		Int1:							
					Int2:							
						Int3:						
						Fin:	DNF					
9	AERNI Luca Salomon	SUI	Run1:	Int1:			I1-I2:					
				Int2:				I2-I3:				
				Int3:				I3-Fin:				
				Fin:	DNF							
				Run2:	Int1:				I1-I2:			
					Int2:					I2-I3:		
			Int3:				I3-Fin:					
			Fin:		DNF							
			Total:		Int1:							
					Int2:							
						Int3:						
						Fin:	DNF					
10	PINTURAUPT Alexis Head	FRA	Run1:	Int1:	9.80	(33)	I1-I2:	9.98	(35)	0.33		
				Int2:	19.78	(32)		I2-I3:	17.68	(18)	1.09	
				Int3:	37.46	(24)		I3-Fin:	15.57	(12)	1.57	
				Fin:	53.03	(13)					2.00	
				Run2:	Int1:	10.14		(2)	I1-I2:	9.98	(27)	0.13
					Int2:	20.12		(20)		I2-I3:	17.31	(18)
			Int3:		37.43	(16)	I3-Fin:	18.27		(4)	1.05	
			Fin:		55.70	(8)					1.28	
			Total:		Int1:	1:03.17	(9)					2.13
					Int2:	1:13.15	(15)					2.72
						Int3:	1:30.46	(14)			3.05	
						Fin:	1:48.73	(8)			3.28	
11	FOSS-SOLEV. Sebastian Voelkl	NOR	Run1:	Int1:	9.78	(30)	I1-I2:	9.98	(35)	0.31		
				Int2:	19.76	(30)		I2-I3:	17.93	(25)	1.07	
				Int3:	37.69	(29)		I3-Fin:	15.50	(7)	1.80	
				Fin:	53.19	(17)					2.16	
				Run2:	Int1:	10.56		(22)	I1-I2:	9.57	(14)	0.55
					Int2:	20.13		(21)		I2-I3:	17.78	(27)
			Int3:		37.91	(21)	I3-Fin:	18.27		(4)	1.53	
			Fin:		56.18	(13)					1.76	
			Total:		Int1:	1:03.75	(20)					2.71
					Int2:	1:13.32	(17)					2.89
						Int3:	1:31.10	(21)			3.69	
						Fin:	1:49.37	(15)			3.92	

Number of Competitors: 64

Bib	Name Ski	NSA	Positions			Partials			Difference		
			Pos.	Time	Rank	Pos.	Time	Rank	Time		
12	YULE Daniel Fischer	SUI	Run1:	Int1:	9.70	(23)	I1-I2:	9.95	(31)	0.23	
				Int2:	19.65	(24)		I2-I3:	17.44	(7)	0.96
				Int3:	37.09	(12)		I3-Fin:	15.73	(16)	1.20
				Fin:	52.82	(8)				1.79	
				Run2:	Int1:	10.19	(5)	I1-I2:	10.36	(29)	0.18
					Int2:	20.55	(25)		I2-I3:	17.38	(20)
			Int3:		37.93	(22)	I3-Fin:		18.38	(7)	1.55
			Total:	Fin:	56.31	(14)				1.89	
				Int1:	1:03.01	(7)				1.97	
				Int2:	1:13.37	(20)				2.94	
						Int3:	1:30.75	(18)			3.34
						Fin:	1:49.13	(11)			3.68
13	HARGIN Mattias Atomic	SWE	Run1:	Int1:	9.68	(22)	I1-I2:	9.88	(23)	0.21	
				Int2:	19.56	(16)		I2-I3:			0.87
				Int3:				I3-Fin:			
				Fin:	DNF						
				Run2:	Int1:			I1-I2:			
					Int2:				I2-I3:		
			Int3:				I3-Fin:				
			Total:	Fin:	DNF						
				Int1:							
				Int2:							
						Int3:					
						Fin:	DNF				
14	DOPFER Fritz Nordica	GER	Run1:	Int1:	10.08	(58)	I1-I2:	10.06	(39)	0.61	
				Int2:	20.14	(52)		I2-I3:	18.33	(43)	1.45
				Int3:	38.47	(45)		I3-Fin:	15.87	(20)	2.58
				Fin:	54.34	(35)				3.31	
				Run2:	Int1:			I1-I2:			
					Int2:				I2-I3:		
			Int3:				I3-Fin:				
			Total:	Fin:	DNQ						
				Int1:							
				Int2:							
						Int3:					
						Fin:	DNQ				
15	KHOROSHIL. Alexander Fischer	RUS	Run1:	Int1:	9.71	(24)	I1-I2:	9.65	(11)	0.24	
				Int2:	19.36	(12)		I2-I3:	17.66	(17)	0.67
				Int3:	37.02	(9)		I3-Fin:			1.13
				Fin:	DNF						
				Run2:	Int1:			I1-I2:			
					Int2:				I2-I3:		
			Int3:				I3-Fin:				
			Total:	Fin:	DNF						
				Int1:							
				Int2:							
						Int3:					
						Fin:	DNF				

Number of Competitors: 64

Bib	Name Ski	NSA	Positions			Partials			Difference		
			Pos.	Time	Rank	Pos.	Time	Rank	Time		
16	LIZEROUX Julien Salomon	FRA	Run1:	Int1:	9.84	(36)	I1-I2:	9.92	(27)	0.37	
				Int2:	19.76	(30)		I2-I3:	17.52	(10)	1.07
				Int3:	37.28	(19)		I3-Fin:	16.01	(29)	1.39
				Fin:	53.29	(20)					2.26
			Run2:	Int1:	10.57	(23)	I1-I2:	9.54	(12)	0.56	
				Int2:	20.11	(19)		I2-I3:	16.95	(2)	0.75
				Int3:	37.06	(8)		I3-Fin:	18.89	(18)	0.68
				Fin:	55.95	(11)					1.53
			Total:	Int1:	1:03.86	(21)				2.82	
				Int2:	1:13.40	(21)				2.97	
				Int3:	1:30.35	(12)				2.94	
				Fin:	1:49.24	(13)				3.79	
			17	SCHWARZ Marco Atomic	AUT	Run1:	Int1:	9.77	(28)	I1-I2:	9.79
Int2:	19.56	(16)					I2-I3:	17.63	(16)		0.87
Int3:	37.19	(14)					I3-Fin:	15.54	(8)		1.30
Fin:	52.73	(7)									1.70
Run2:	Int1:	10.30				(10)	I1-I2:	9.83	(25)	0.29	
	Int2:	20.13				(21)		I2-I3:	17.36	(19)	0.77
	Int3:	37.49				(17)		I3-Fin:	19.09	(21)	1.11
	Fin:	56.58				(17)					2.16
Total:	Int1:	1:03.03				(8)				1.99	
	Int2:	1:12.86				(11)				2.43	
	Int3:	1:30.22				(10)				2.81	
	Fin:	1:49.31				(14)				3.86	
18	GRANGE Jean-Baptiste Rossignol	FRA				Run1:	Int1:	9.52	(7)	I1-I2:	9.98
			Int2:	19.50	(15)		I2-I3:	17.79	(23)		0.81
			Int3:	37.29	(20)		I3-Fin:	15.77	(17)		1.40
			Fin:	53.06	(14)						2.03
			Run2:	Int1:	10.34	(15)	I1-I2:	9.65	(20)	0.33	
				Int2:	19.99	(14)		I2-I3:	17.28	(16)	0.63
				Int3:	37.27	(14)		I3-Fin:	19.05	(20)	0.89
				Fin:	56.32	(15)					1.90
			Total:	Int1:	1:03.40	(13)				2.36	
				Int2:	1:13.05	(14)				2.62	
				Int3:	1:30.33	(11)				2.92	
				Fin:	1:49.38	(16)				3.93	
			19	NORDBOTTEN Jonathan Head	NOR	Run1:	Int1:	9.52	(7)	I1-I2:	9.75
Int2:	19.27	(9)					I2-I3:	18.06	(33)		0.58
Int3:	37.33	(21)					I3-Fin:	15.77	(17)		1.44
Fin:	53.10	(16)									2.07
Run2:	Int1:	10.30				(10)	I1-I2:	9.44	(9)	0.29	
	Int2:	19.74				(5)		I2-I3:	1:20.44	(30)	0.38
	Int3:	1:40.18				(30)		I3-Fin:	21.17	(26)	1:03.80
	Fin:	2:01.35				(27)					1:06.93
Total:	Int1:	1:03.40				(13)				2.36	
	Int2:	1:12.84				(8)				2.41	
	Int3:	2:33.28				(30)				1:05.87	
	Fin:	2:54.45				(27)				1:09.00	

Number of Competitors: 64

Bib	Name Ski	NSA	Positions			Partials			Difference								
			Pos.	Time	Rank	Pos.	Time	Rank	Time								
20	HIRSCHBUEHL Christian Rossignol	AUT	Run1:	Int1:	9.63	(15)	I1-I2:	9.49	(3)	0.16							
				Int2:	19.12	(4)					I2-I3:	0.43					
				Int3:							I3-Fin:						
				Fin:	DNF												
				Run2:	Int1:			I1-I2:									
					Int2:						I2-I3:						
			Int3:				I3-Fin:										
			Fin:	DNF													
			Total:	Int1:													
				Int2:													
				Int3:													
			Fin:	DNF													
21	MEILLARD Loic Rossignol	SUI	Run1:	Int1:	9.59	(13)	I1-I2:	9.70	(13)	0.12							
				Int2:	19.29	(10)					I2-I3:	17.93	(25)	0.60			
				Int3:	37.22	(17)					I3-Fin:				1.33		
				Fin:	DNF												
				Run2:	Int1:			I1-I2:									
					Int2:						I2-I3:						
			Int3:				I3-Fin:										
			Fin:	DNF													
			Total:	Int1:													
				Int2:													
				Int3:													
			Fin:	DNF													
22	NESTVOLD-HAUGEN L. Rossignol	NOR	Run1:	Int1:	9.53	(10)	I1-I2:	9.59	(6)	0.06							
				Int2:	19.12	(4)					I2-I3:	17.40	(6)	0.43			
				Int3:	36.52	(4)					I3-Fin:				15.27	(2)	0.63
				Fin:	51.79	(4)					0.76						
				Run2:	Int1:	10.27	(8)	I1-I2:	9.51		(11)	0.26					
					Int2:	19.78	(6)						I2-I3:	17.40	(21)	0.42	
			Int3:		37.18	(12)	I3-Fin:			18.41			(8)				0.80
			Fin:	55.59	(6)				1.17								
			Total:	Int1:	1:02.06	(4)											
				Int2:	1:11.57	(5)			1.02								
				Int3:	1:28.97	(6)				1.14							
			Fin:	1:47.38	(5)			1.56									
			23	MUFFAT-JEANDET Victor Salomon	FRA	Run1:	Int1:	9.78	(30)	I1-I2:	9.86	(22)	0.31				
							Int2:	19.64	(23)					I2-I3:	17.77	(21)	0.95
							Int3:	37.41	(22)					I3-Fin:			
							Fin:	52.95	(10)					1.92			
							Run2:	Int1:	10.79	(27)	I1-I2:	9.83		(25)	0.78		
								Int2:	20.62	(26)						I2-I3:	17.41
Int3:	38.03	(23)				I3-Fin:		18.66	(13)	1.65							
Fin:	56.69	(18)							2.27								
Total:	Int1:	1:03.74				(19)											
	Int2:	1:13.57				(22)			2.70								
	Int3:	1:30.98				(20)				3.14							
Fin:	1:49.64	(17)						3.57									

Number of Competitors: 64

Bib	Name Ski	NSA	Positions			Partials			Difference		
			Pos.	Time	Rank	Pos.	Time	Rank	Time		
24	ZENHAEUSERN Ramon Rossignol	SUI	Run1:	Int1:	9.63	(15)	I1-I2:	9.52	(4)	0.16	
				Int2:	19.15	(8)		I2-I3:	17.45	(8)	0.46
				Int3:	36.60	(5)		I3-Fin:	15.46	(6)	0.71
				Fin:	52.06	(6)					1.03
			Run2:	Int1:	10.31	(14)	I1-I2:	9.50	(10)	0.30	
				Int2:	19.81	(7)		I2-I3:	17.08	(5)	0.45
				Int3:	36.89	(5)		I3-Fin:	18.31	(6)	0.51
				Fin:	55.20	(4)					0.78
			Total:	Int1:	1:02.37	(6)				1.33	
				Int2:	1:11.87	(6)				1.44	
				Int3:	1:28.95	(5)				1.54	
				Fin:	1:47.26	(4)				1.81	
25	STRASSER Linus Rossignol	GER	Run1:	Int1:	10.05	(55)	I1-I2:	9.63	(9)	0.58	
				Int2:	19.68	(26)		I2-I3:	17.93	(25)	0.99
				Int3:	37.61	(26)		I3-Fin:	15.60	(13)	1.72
				Fin:	53.21	(19)					2.18
			Run2:	Int1:	10.43	(20)	I1-I2:	9.59	(17)	0.42	
				Int2:	20.02	(17)		I2-I3:	17.22	(13)	0.66
				Int3:	37.24	(13)		I3-Fin:	18.44	(9)	0.86
				Fin:	55.68	(7)					1.26
			Total:	Int1:	1:03.64	(17)				2.60	
				Int2:	1:13.23	(16)				2.80	
				Int3:	1:30.45	(13)				3.04	
				Fin:	1:48.89	(9)				3.44	
26	DIGRUBER Marc Atomic	AUT	Run1:	Int1:	9.52	(7)	I1-I2:	9.52	(4)	0.05	
				Int2:	19.04	(3)		I2-I3:	18.16	(38)	0.35
				Int3:	37.20	(15)		I3-Fin:	15.78	(19)	1.31
				Fin:	52.98	(11)					1.95
			Run2:	Int1:	10.30	(10)	I1-I2:	9.57	(14)	0.29	
				Int2:	19.87	(9)		I2-I3:	17.68	(26)	0.51
				Int3:	37.55	(19)		I3-Fin:	18.48	(10)	1.17
				Fin:	56.03	(12)					1.61
			Total:	Int1:	1:03.28	(10)				2.24	
				Int2:	1:12.85	(9)				2.42	
				Int3:	1:30.53	(17)				3.12	
				Fin:	1:49.01	(10)				3.56	
27	YUASA Naoki Hart	JPN	Run1:	Int1:	9.80	(33)	I1-I2:	10.12	(42)	0.33	
				Int2:	19.92	(41)		I2-I3:	17.70	(19)	1.23
				Int3:	37.62	(27)		I3-Fin:	16.38	(37)	1.73
				Fin:	54.00	(30)					2.97
			Run2:	Int1:	12.07	(29)	I1-I2:	9.23	(3)	2.06	
				Int2:	21.30	(27)		I2-I3:	16.93	(1)	1.94
				Int3:	38.23	(25)		I3-Fin:	20.14	(25)	1.85
				Fin:	58.37	DSQ					0.00
			Total:	Int1:							
				Int2:							
				Int3:							
				Fin:							

Number of Competitors: 64

Bib	Name Ski	NSA	Positions			Partials			Difference			
			Pos.	Time	Rank	Pos.	Time	Rank	Time			
28	THALER Patrick Atomic	ITA	Run1:	Int1:	9.57	(12)	I1-I2:	10.14	(43)	0.10		
				Int2:	19.71	(27)					I2-I3:	1.02
				Int3:							I3-Fin:	
			Run2:	Fin:	DNF							
				Int1:			I1-I2:					
				Int2:					I2-I3:			
			Int3:			I3-Fin:						
			Total:	Fin:	DNF							
				Int1:								
				Int2:								
29	READ Erik Fischer	CAN	Run1:	Int1:	9.85	(39)	I1-I2:	9.95	(31)	0.38		
				Int2:	19.80	(34)					I2-I3:	1.11
				Int3:	37.89	(33)					I3-Fin:	
			Run2:	Fin:	54.06	(31)		3.03				
				Int1:			I1-I2:					
				Int2:				I2-I3:				
			Int3:			I3-Fin:						
			Total:	Fin:	DNQ							
				Int1:								
				Int2:								
30	CHODOUNSKY David Nordica	USA	Run1:	Int1:	9.90	(45)	I1-I2:	9.88	(23)	0.43		
				Int2:	19.78	(32)					I2-I3:	1.09
				Int3:	37.27	(18)					I3-Fin:	
			Run2:	Fin:	DNF							
				Int1:			I1-I2:					
				Int2:					I2-I3:			
			Int3:			I3-Fin:						
			Total:	Fin:	DNF							
				Int1:								
				Int2:								
31	ROCHAT Marc Atomic	SUI	Run1:	Int1:	9.77	(28)	I1-I2:			0.30		
				Int2:							I2-I3:	
				Int3:							I3-Fin:	
			Run2:	Fin:	DNF							
				Int1:			I1-I2:					
				Int2:					I2-I3:			
			Int3:			I3-Fin:						
			Total:	Fin:	DNF							
				Int1:								
				Int2:								

Number of Competitors: 64

Bib	Name Ski	NSA	Positions			Partials			Difference					
			Pos.	Time	Rank	Pos.	Time	Rank	Time					
32	HOLZMANN Sebastian Rossignol	GER	Run1:	Int1:	9.96	(48)	I1-I2:	9.65	(11)	0.49				
				Int2:	19.61	(21)					I2-I3:	18.16	(38)	0.92
				Int3:	37.77	(30)					I3-Fin:	15.93	(22)	1.88
				Fin:	53.70	(26)								2.67
			Run2:	Int1:	10.59	(24)	I1-I2:	9.68	(22)	0.58				
				Int2:	20.27	(23)					I2-I3:	17.23	(14)	0.91
				Int3:	37.50	(18)					I3-Fin:	18.82	(17)	1.12
				Fin:	56.32	(15)								1.90
			Total:	Int1:	1:04.29	(26)				3.25				
				Int2:	1:13.97	(25)				3.54				
				Int3:	1:31.20	(22)				3.79				
				Fin:	1:50.02	(18)				4.57				
			33	KETTERER David Blizzard	GER	Run1:	Int1:	9.95	(46)	I1-I2:	9.88	(23)	0.48	
Int2:	19.83	(38)					I2-I3:							1.14
Int3:							I3-Fin:							
Fin:	DNF													
Run2:	Int1:						I1-I2:							
	Int2:							I2-I3:						
	Int3:							I3-Fin:						
	Fin:	DNF												
Total:	Int1:													
	Int2:													
	Int3:													
	Fin:	DNF												
34	TRIKHICHEV Pavel Rossignol	RUS				Run1:	Int1:	9.89	(43)	I1-I2:	9.96	(33)	0.42	
			Int2:	19.85	(39)		I2-I3:	18.25	(41)					1.16
			Int3:	38.10	(38)		I3-Fin:	16.03	(30)					2.21
			Fin:	54.13	(33)									3.10
			Run2:	Int1:			I1-I2:							
				Int2:				I2-I3:						
				Int3:				I3-Fin:						
				Fin:	DNQ									
			Total:	Int1:										
				Int2:										
				Int3:										
				Fin:	DNQ									
			35	VIDOVIC Matej Head	CRO	Run1:	Int1:	10.02	(53)	I1-I2:	10.22	(47)	0.55	
Int2:	20.24	(53)					I2-I3:	18.14	(37)					1.55
Int3:	38.38	(44)					I3-Fin:	15.96	(25)					2.49
Fin:	54.34	(35)												3.31
Run2:	Int1:						I1-I2:							
	Int2:							I2-I3:						
	Int3:							I3-Fin:						
	Fin:	DNQ												
Total:	Int1:													
	Int2:													
	Int3:													
	Fin:	DNQ												

Number of Competitors: 64

Bib	Name Ski	NSA	Positions			Partials			Difference									
			Pos.	Time	Rank	Pos.	Time	Rank	Time									
36	ENGEL Mark Atomic	USA	Run1:	Int1:	10.06	(57)	I1-I2:	9.74	(16)	0.59								
				Int2:	19.80	(34)					I2-I3:	18.51	(46)	1.11				
				Int3:	38.31	(41)					I3-Fin:	15.55	(10)	2.42				
				Fin:	53.86	(29)								2.83				
			Run2:	Int1:	10.37	(17)	I1-I2:	30.97	(30)	0.36								
				Int2:	41.34	(30)					I2-I3:	17.88	(28)	21.98				
				Int3:	59.22	(29)					I3-Fin:	20.01	(24)	22.84				
				Fin:	1:19.23	(26)								24.81				
			Total:	Int1:	1:04.23	(25)				3.19								
				Int2:	1:35.20	(30)								24.77				
				Int3:	1:53.08	(29)												25.67
				Fin:	2:13.09	(26)												
37	JUNG Donghyun	KOR	Run1:	Int1:	9.78	(30)	I1-I2:	10.24	(49)	0.31								
				Int2:	20.02	(46)					I2-I3:	18.04	(29)	1.33				
				Int3:	38.06	(36)					I3-Fin:	16.15	(34)	2.17				
				Fin:	54.21	(34)								3.18				
			Run2:	Int1:			I1-I2:											
				Int2:							I2-I3:							
				Int3:							I3-Fin:							
				Fin:	DNQ													
			Total:	Int1:														
				Int2:														
				Int3:														
				Fin:	DNQ													
38	BROWN Phil Voelki	CAN	Run1:	Int1:	9.49	(3)	I1-I2:	10.32	(53)	0.02								
				Int2:	19.81	(36)					I2-I3:	17.78	(22)	1.12				
				Int3:	37.59	(25)					I3-Fin:	15.94	(24)	1.70				
				Fin:	53.53	(23)								2.50				
			Run2:	Int1:	10.55	(21)	I1-I2:	9.28	(4)	0.54								
				Int2:	19.83	(8)					I2-I3:	17.15	(7)	0.47				
				Int3:	36.98	(7)					I3-Fin:	21.72	(27)	0.60				
				Fin:	58.70	(22)								4.28				
			Total:	Int1:	1:04.08	(24)				3.04								
				Int2:	1:13.36	(19)								2.93				
				Int3:	1:30.51	(15)												3.10
				Fin:	1:52.23	(22)												
39	SALA Tommaso Salomon	ITA	Run1:	Int1:	9.96	(48)	I1-I2:	9.93	(29)	0.49								
				Int2:	19.89	(40)					I2-I3:			1.20				
				Int3:							I3-Fin:							
				Fin:	DNF													
			Run2:	Int1:			I1-I2:											
				Int2:							I2-I3:							
				Int3:							I3-Fin:							
				Fin:	DNF													
			Total:	Int1:														
				Int2:														
				Int3:														
				Fin:	DNF													

Number of Competitors: 64

Bib	Name Ski	NSA	Positions			Partials			Difference			
			Pos.	Time	Rank	Pos.	Time	Rank	Time			
40	ZAMPA Adam Salomon	SVK	Run1:	Int1:	9.84	(36)	I1-I2:	10.23	(48)	0.37		
				Int2:	20.07	(48)					I2-I3:	1.38
				Int3:							I3-Fin:	
			Run2:	Fin:	DNF							
				Int1:			I1-I2:					
				Int2:					I2-I3:			
			Int3:			I3-Fin:						
			Total:	Fin:	DNF							
				Int1:								
				Int2:								
41	STEHLE Dominik Nordica	GER	Run1:	Int1:			I1-I2:					
				Int2:							I2-I3:	
				Int3:							I3-Fin:	
			Run2:	Fin:	DNF							
				Int1:			I1-I2:					
				Int2:					I2-I3:			
			Int3:			I3-Fin:						
			Total:	Fin:	DNF							
				Int1:								
				Int2:								
42	DEVILLE Cristian Blizzard	ITA	Run1:	Int1:	9.80	(33)	I1-I2:	10.29	(52)	0.33		
				Int2:	20.09	(49)					I2-I3:	1.40
				Int3:	38.05	(35)					I3-Fin:	2.16
			Run2:	Fin:	DNF							
				Int1:			I1-I2:					
				Int2:					I2-I3:			
			Int3:			I3-Fin:						
			Total:	Fin:	DNF							
				Int1:								
				Int2:								
43	BUFFET Robin Salomon	FRA	Run1:	Int1:	9.99	(52)	I1-I2:	9.94	(30)	0.52		
				Int2:	19.93	(42)					I2-I3:	1.24
				Int3:	38.36	(43)					I3-Fin:	2.47
			Run2:	Fin:	54.46	(38)		3.43				
				Int1:			I1-I2:					
				Int2:					I2-I3:			
			Int3:			I3-Fin:						
			Total:	Fin:	DNQ							
				Int1:								
				Int2:								
Total:	Int3:											
	Fin:	DNQ										

Number of Competitors: 64

Bib	Name Ski	NSA	Positions			Partials			Difference							
			Pos.	Time	Rank	Pos.	Time	Rank	Time							
44	GINNIS AJ Fischer	USA	Run1:	Int1:	10.05	(55)	I1-I2:	10.24	(49)	0.58						
				Int2:	20.29	(55)					I2-I3:	18.32	(42)	1.60		
				Int3:	38.61	(46)					I3-Fin:			2.72		
						Fin:	DNF									
			Run2:	Int1:			I1-I2:			I2-I3:						
				Int2:				I3-Fin:								
				Int3:												
				Fin:	DNF											
			Total:	Int1:												
				Int2:												
Int3:																
Fin:	DNF															
45	NOEL Clement Dynastar	FRA	Run1:	Int1:	9.89	(43)	I1-I2:	9.70	(13)	0.42						
				Int2:	19.59	(20)					I2-I3:	18.20	(40)	0.90		
				Int3:	37.79	(32)					I3-Fin:	15.55	(10)	1.90		
				Fin:	53.34	(21)								2.31		
			Run2:	Int1:	14.12	(30)	I1-I2:	9.39	(6)	I2-I3:	17.19	(11)				
				Int2:	23.51	(29)							I3-Fin:	18.63	(12)	4.91
				Int3:	40.70	(27)										
				Fin:	59.33	(23)										4.11
			Total:	Int1:	1:07.46	(30)						6.42				
				Int2:	1:16.85	(29)						6.42				
Int3:	1:34.04	(27)							6.63							
Fin:	1:52.67	(23)							7.22							
46	HADALIN Stefan Rossignol	SLO	Run1:	Int1:	9.65	(19)	I1-I2:	10.32	(53)	0.18						
				Int2:	19.97	(45)					I2-I3:	18.05	(32)	1.28		
				Int3:	38.02	(34)					I3-Fin:	16.05	(31)	2.13		
				Fin:	54.07	(32)								3.04		
			Run2:	Int1:			I1-I2:			I2-I3:						
				Int2:				I3-Fin:								
				Int3:												
				Fin:	DNQ											
			Total:	Int1:												
				Int2:												
Int3:																
Fin:	DNQ															
47	RAZZOLI Giuliano Fischer	ITA	Run1:	Int1:	9.64	(17)	I1-I2:	9.92	(27)	0.17						
				Int2:	19.56	(16)					I2-I3:	18.09	(34)	0.87		
				Int3:	37.65	(28)					I3-Fin:			1.76		
				Fin:	DNF											
			Run2:	Int1:			I1-I2:			I2-I3:						
				Int2:				I3-Fin:								
				Int3:												
				Fin:	DNF											
			Total:	Int1:												
				Int2:												
Int3:																
Fin:	DNF															

Number of Competitors: 64

Bib	Name Ski	NSA	Positions			Partials			Difference						
			Pos.	Time	Rank	Pos.	Time	Rank	Time						
48	SIMONET Sandro Rossignol	SUI	Run1:	Int1:	9.95	(46)	I1-I2:	9.78	(18)	0.48					
				Int2:	19.73	(28)					I2-I3:	18.04	(29)	1.04	
				Int3:	37.77	(30)					I3-Fin:	15.88	(21)	1.88	
				Fin:	53.65	(24)								2.62	
				Run2:	Int1:	10.38					(18)	I1-I2:	9.64	(19)	0.37
					Int2:	20.02					(17)				
			Int3:		37.30	(15)	I3-Fin:			0.92					
			Fin:		DNF										
			Total:		Int1:										
					Int2:										
				Int3:											
						Fin:	DNF								
49	JAKOBSEN Kristoffer Fischer	SWE	Run1:	Int1:	9.74	(26)	I1-I2:	9.83	(21)	0.27					
				Int2:	19.57	(19)					I2-I3:	17.34	(4)	0.88	
				Int3:	36.91	(7)					I3-Fin:	15.93	(22)	1.02	
				Fin:	52.84	(9)								1.81	
				Run2:	Int1:	10.60					(25)	I1-I2:	9.41	(8)	0.59
					Int2:	20.01					(16)				
			Int3:		52.55	(28)	I3-Fin:	19.27	(23)	16.17					
			Fin:		1:11.82	(25)				17.40					
			Total:		Int1:	1:03.44	(15)				2.40				
					Int2:	1:12.85	(9)				2.42				
				Int3:	1:45.39	(28)				17.98					
						Fin:	2:04.66	(25)			19.21				
50	OHKOSHI Ryunosuke	JPN	Run1:	Int1:	9.61	(14)	I1-I2:	10.20	(46)	0.14					
				Int2:	19.81	(36)					I2-I3:	17.61	(14)	1.12	
				Int3:	37.42	(23)					I3-Fin:	16.23	(36)	1.53	
				Fin:	53.65	(24)								2.62	
				Run2:	Int1:	10.26					(7)	I1-I2:	9.73	(23)	0.25
					Int2:	19.99					(14)				
			Int3:		37.64	(20)	I3-Fin:	19.10	(22)	1.26					
			Fin:		56.74	(19)				2.32					
			Total:		Int1:	1:03.91	(22)				2.87				
					Int2:	1:13.64	(23)				3.21				
				Int3:	1:31.29	(23)				3.88					
						Fin:	1:50.39	(19)			4.94				
51	BACHER Fabian	ITA	Run1:	Int1:	9.96	(48)	I1-I2:	9.98	(35)	0.49					
				Int2:	19.94	(44)					I2-I3:			1.25	
				Int3:							I3-Fin:				
				Fin:	DNF										
				Run2:	Int1:							I1-I2:			
					Int2:								I2-I3:		
			Int3:				I3-Fin:								
			Fin:		DNF										
			Total:		Int1:										
					Int2:										
				Int3:											
						Fin:	DNF								

Number of Competitors: 64

Bib	Name Ski	NSA	Positions			Partials			Difference			
			Pos.	Time	Rank	Pos.	Time	Rank	Time			
52	KASPER Nolan Voelkl	USA	Run1:	Int1:	9.98	(51)	I1-I2:	10.15	(44)	0.51		
				Int2:	20.13	(51)				I2-I3:	18.04	(29)
				Int3:	38.17	(40)	I3-Fin:	15.68	(15)	2.28		
				Fin:	53.85	(28)				2.82		
			Run2:	Int1:	10.72	(26)	I1-I2:	9.80	(24)	0.71		
				Int2:	20.52	(24)				I2-I3:	17.58	(24)
				Int3:	38.10	(24)	I3-Fin:	18.90	(19)	1.72		
				Fin:	57.00	(20)				2.58		
			Total:	Int1:	1:04.57	(27)				3.53		
				Int2:	1:14.37	(26)				3.94		
				Int3:	1:31.95	(24)				4.54		
						Fin:	1:50.85	(20)				5.40
			53	LEITGEB Richard	AUT	Run1:	Int1:	10.35	(61)	I1-I2:		
Int2:							I2-I3:					
Int3:							I3-Fin:					
Fin:	DNF											
Run2:	Int1:						I1-I2:					
	Int2:							I2-I3:				
	Int3:						I3-Fin:					
	Fin:	DNF										
Total:	Int1:											
	Int2:											
	Int3:											
						Fin:	DNF					
54	KRYZL Krystof Fischer	CZE				Run1:	Int1:	9.86	(42)	I1-I2:	10.07	(41)
			Int2:	19.93	(42)		I2-I3:	18.38	(44)			
			Int3:	38.31	(41)		I3-Fin:	16.08	(32)	2.42		
			Fin:	54.39	(37)					3.36		
			Run2:	Int1:			I1-I2:					
				Int2:				I2-I3:				
				Int3:			I3-Fin:					
				Fin:	DNQ							
			Total:	Int1:								
				Int2:								
				Int3:								
						Fin:	DNQ					
			55	ROBERTS Hig Rossignol	USA	Run1:	Int1:	9.50	(5)	I1-I2:		
Int2:							I2-I3:					
Int3:							I3-Fin:					
Fin:	DNF											
Run2:	Int1:						I1-I2:					
	Int2:							I2-I3:				
	Int3:						I3-Fin:					
	Fin:	DNF										
Total:	Int1:											
	Int2:											
	Int3:											
						Fin:	DNF					

Number of Competitors: 64

Bib	Name Ski	NSA	Positions			Partials			Difference	
			Pos.	Time	Rank	Pos.	Time	Rank	Time	
56	KOLEGA Elias Fischer	CRO	Run1:	Int1:	9.84	(36)	I1-I2:	10.44	(55)	0.37
				Int2:	20.28	(54)				
				Int3:	38.08	(37)	I3-Fin:	15.63	(14)	2.19
				Fin:	53.71	(27)				2.68
			Run2:	Int1:	11.07	(28)	I1-I2:	10.26	(28)	1.06
				Int2:	21.33	(28)				
				Int3:	38.75	(26)	I3-Fin:	18.68	(14)	2.37
				Fin:	57.43	(21)				3.01
			Total:	Int1:	1:04.78	(28)				3.74
				Int2:	1:15.04	(27)				4.61
				Int3:	1:32.46	(26)				5.05
				Fin:	1:51.14	(21)				5.69
			57	KRANJEC Zan Rossignol	SLO	Run1:	Int1:	9.85	(39)	I1-I2:
Int2:	20.04	(47)					I2-I3:	18.12	(36)	
Int3:	38.16	(39)					I3-Fin:			2.27
Fin:	DNF									
Run2:	Int1:						I1-I2:			
	Int2:							I2-I3:		
	Int3:						I3-Fin:			
	Fin:	DNF								
Total:	Int1:									
	Int2:									
	Int3:									
	Fin:	DNF								
58	TONETTI Riccardo Voelki	ITA				Run1:	Int1:	9.47	(1)	I1-I2:
			Int2:	19.75	(29)		I2-I3:	17.35	(5)	
			Int3:	37.10	(13)		I3-Fin:	15.97	(26)	1.21
			Fin:	53.07	(15)					2.04
			Run2:	Int1:	10.38	(18)	I1-I2:	9.57	(14)	0.37
				Int2:	19.95	(13)				
				Int3:	37.12	(11)	I3-Fin:	26.98	(28)	0.74
				Fin:	1:04.10	(24)				9.68
			Total:	Int1:	1:03.45	(16)				2.41
				Int2:	1:13.02	(13)				2.59
				Int3:	1:30.19	(9)				2.78
				Fin:	1:57.17	(24)				11.72
			59	RUELAND Simon Rossignol	AUT	Run1:	Int1:	9.64	(17)	I1-I2:
Int2:							I2-I3:			
Int3:							I3-Fin:			
Fin:	DNF									
Run2:	Int1:						I1-I2:			
	Int2:							I2-I3:		
	Int3:						I3-Fin:			
	Fin:	DNF								
Total:	Int1:									
	Int2:									
	Int3:									
	Fin:	DNF								

Number of Competitors: 64

Bib	Name Ski	NSA	Positions			Partials			Difference			
			Pos.	Time	Rank	Pos.	Time	Rank	Time			
60	BISSIG Semyel Atomic	SUI	Run1:	Int1:	10.04	(54)	I1-I2:	10.06	(39)	0.57		
				Int2:	20.10	(50)					I2-I3:	1.41
				Int3:							I3-Fin:	
			Run2:	Fin:	DNF							
				Int1:			I1-I2:					
				Int2:					I2-I3:			
			Int3:			I3-Fin:						
			Total:	Fin:	DNF							
				Int1:								
				Int2:								
61	RIZZO Maxime Fischer	FRA	Run1:	Int1:	9.67	(20)	I1-I2:	9.96	(33)	0.20		
				Int2:	19.63	(22)					I2-I3:	0.94
				Int3:							I3-Fin:	
			Run2:	Fin:	DNF							
				Int1:			I1-I2:					
				Int2:					I2-I3:			
			Int3:			I3-Fin:						
			Total:	Fin:	DNF							
				Int1:								
				Int2:								
62	BERNDT Ondrej Atomic	CZE	Run1:	Int1:	10.17	(59)	I1-I2:			0.70		
				Int2:							I2-I3:	
				Int3:							I3-Fin:	
			Run2:	Fin:	DNF							
				Int1:			I1-I2:					
				Int2:					I2-I3:			
			Int3:			I3-Fin:						
			Total:	Fin:	DNF							
				Int1:								
				Int2:								
63	ZAMPA Andreas Salomon	SVK	Run1:	Int1:			I1-I2:					
				Int2:							I2-I3:	
				Int3:							I3-Fin:	
			Run2:	Fin:	DNS							
				Int1:			I1-I2:					
				Int2:					I2-I3:			
			Int3:			I3-Fin:						
			Total:	Fin:	DNS							
				Int1:								
				Int2:								

Number of Competitors: 64

Bib	Name	NSA	Positions			Partials			Difference
			Pos.	Time	Rank	Pos.	Time	Rank	Time
64	BREITFUSS KAMMERLANDER Croc Ski	BOL	Run1:	Int1: 10.34 (60)		I1-I2:			0.87
				Int2:		I2-I3:			
				Int3:		I3-Fin:			
				Fin: DNF					
			Run2:	Int1:		I1-I2:			
				Int2:		I2-I3:			
				Int3:		I3-Fin:			
				Fin: DNF					
			Total:	Int1:					
				Int2:					
				Int3:					
				Fin: DNF					

LEGEND									
Pos	Intermediate or Speed Position	Int1:	Intermediate 1	DNF	Did Not Finish	Run2	Second Run	Run1	First Run
Total	First + Second Run	Int2:	Intermediate 2	DNS	Did Not Start	DSQ	Disqualified	Fin:	Finish
DNQ	Did Not Qualify	Int3:	Intermediate 3						

14-01-2018 / Wengen (SUI) / 0045

Page 17/17

Data Processing by LONGINES

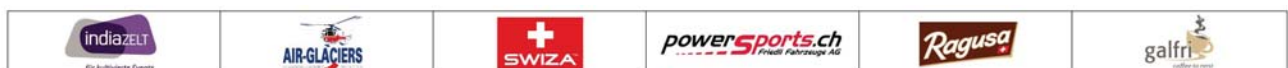
www.fis-ski.com

LONGINES Timing

Generation Date: SUN 14 JAN 2018

Time: 14:18

Document: 77B 1.0



AFTER 6th MEN'S SLALOM
SLALOM FIS WCSL LIST

Number of Competitors: 69

Rank	FIS Code	Name	NSA	12 NOV 2017 Levi (FIN) 10 DEC 2017 Val d'Isère (FRA) 22 DEC 2017 Madonna di Campiglio (ITA) 4 JAN 2018 Zagreb (CRO) 7 JAN 2018 Adelboden (SUI) 14 JAN 2018 Wengen (SUI)						Base	- X	+ Y =	WCSL-SL
				1	2	3	4	5	6				
1	53831	HIRSCHER Marcel	AUT	14	100	100	100	100	100	820	447	514	887
2	422304	KRISTOFFERSEN Henrik	NOR	80	80	60	60	60	80	610	333	420	697
3	54170	MATT Michael	AUT	18	50	-	80	80	40	399	218	268	449
4	501017	MYHRER Andre	SWE	-	60	24	29	50	60	324	177	223	370
5	292491	MOELGG Manfred	ITA	29	-	36	26	6	22	479	261	119	337
6	201702	NEUREUTHER Felix	GER	100	-	-	-	-	-	480	262	100	318
7	293797	GROSS Stefano	ITA	13	40	29	-	40	36	334	182	158	310
8	511996	YULE Daniel	SUI	50	-	50	24	22	24	244	133	170	281
9	194364	PINTURAUULT Alexis	FRA	32	-	26	40	45	32	177	97	175	255
10	511983	AERNI Luca	SUI	50	-	80	45	14	-	140	76	189	253
11	220689	RYDING Dave	GBR	-	12	40	36	22	-	312	170	110	252
12	422082	FOSS-SOLEV. Sebastian	NOR	36	29	32	32	36	16	111	61	181	231
13	501111	HARGIN Mattias	SWE	60	32	13	15	15	-	210	115	135	230
14	202462	DOPFER Fritz	GER	16	36	-	-	9	-	324	177	61	208
15	480736	KHOROSHIL. Alexander	RUS	-	9	-	9	12	-	377	206	30	201
16	54063	FELLER Manuel	AUT	-	-	45	50	-	-	201	110	95	186
17	191459	LIZEROUX Julien	FRA	10	22	20	14	-	20	218	119	86	185
18	54320	SCHWARZ Marco	AUT	20	29	-	22	18	18	143	78	107	172
19	421669	NESTVOLD-HAUGEN L.	NOR	16	16	14	-	7	45	118	64	98	152
20	192665	GRANGE Jean-Baptiste	FRA	24	20	18	5	13	15	122	67	95	150
21	511902	ZENHAEUSERN Ramon	SUI	7	-	13	20	16	50	94	51	106	149
22	53889	HIRSCHBUEHL Christian	AUT	11	24	22	13	29	-	83	45	99	137
23	421860	NORDBOTTEN Jonathan	NOR	-	45	-	16	11	-	138	75	72	135
24	512182	MEILLARD Loic	SUI	40	18	-	18	32	-	22	12	108	118
24	193967	MUFFAT-JEANDET Victor	FRA	22	7	-	11	24	14	88	48	78	118
26	202451	STRASSER Linus	GER	-	-	11	4	26	29	99	54	70	115
27	51395	DIGRUBER Marc	AUT	-	10	-	12	-	26	99	54	48	93
28	103729	READ Erik	CAN	10	-	9	6	-	-	82	45	25	62
28	301709	YUASA Naoki	JPN	-	-	-	-	-	-	137	75	-	62
30	290732	THALER Patrick	ITA	-	-	-	-	10	-	111	61	10	60
31	534508	CHODOUNSKY David	USA	8	-	10	-	-	-	85	46	18	57

AFTER 6th MEN'S SLALOM
SLALOM FIS WCSL LIST

12 NOV 2017 Levi (FIN)
10 DEC 2017 Val d'Isère (FRA)
22 DEC 2017 Madonna di Campiglio (ITA)
4 JAN 2018 Zagreb (CRO)
7 JAN 2018 Adelboden (SUI)
14 JAN 2018 Wengen (SUI)

Number of Competitors: 69

Rank	FIS Code	Name	NSA	1	2	3	4	5	6	Base	- X	+ Y =	WCSL-SL
32	511908	SCHMIDIGER Reto	SUI	26	-	-	-	-	-	50	27	26	49
33	194262	BUFFET Robin	FRA	-	-	18	-	-	-	65	35	18	48
33	561322	HADALIN Stefan	SLO	-	15	-	-	-	-	72	39	15	48
35	293098	RAZZOLI Giuliano	ITA	-	-	-	-	-	-	85	46	-	39
36	202520	HOLZMANN Sebastian	GER	-	-	8	-	-	13	12	7	21	26
36	202437	LUITZ Stefan	GER	-	-	-	-	-	-	57	31	-	26
36	6291574	SALA Tommaso	ITA	-	-	-	-	-	-	58	32	-	26
39	201896	STEHLE Dominik	GER	-	13	-	-	5	-	16	9	18	25
40	6190403	NOEL Clement	FRA	-	11	-	-	-	8	-	-	19	19
41	511899	ROCHAT Marc	SUI	12	-	-	-	-	-	14	8	12	18
41	700830	ZAMPA Adam	SVK	-	-	-	10	-	-	18	10	10	18
43	291145	DEVILLE Cristian	ITA	-	8	-	8	-	-	-	-	16	16
44	511127	GINI Marc	SUI	-	-	-	-	-	-	32	17	-	15
44	54245	HETTEGGER Thomas	AUT	-	-	15	-	-	-	-	-	15	15
46	502015	JAKOBSEN Kristoffer	SWE	-	-	-	-	-	-	30	16	-	14
46	320266	JUNG Donghyun	KOR	-	-	-	-	4	-	23	13	4	14
46	481327	TRIKHICHEV Pavel	RUS	-	14	-	-	-	-	-	-	14	14
49	103676	BROWN Phil	CAN	-	-	-	-	-	9	8	4	9	13
49	501116	LAHDENPERAE Anton	SWE	-	-	-	-	-	-	28	15	-	13
49	380334	VIDOVIC Matej	CRO	-	-	-	-	8	-	10	5	8	13
52	302982	OHKOSHI Ryunosuke	JPN	-	-	-	-	-	12	-	-	12	12
53	532138	KASPER Nolan	USA	-	-	-	-	-	11	-	-	11	11
54	934523	ENGEL Mark	USA	-	-	-	7	-	-	7	4	7	10
54	380363	KOLEGA Elias	CRO	-	-	-	-	-	10	-	-	10	10
56	201891	SCHMID Philipp	GER	-	6	-	-	-	-	7	4	6	9
57	422507	HAUGAN Timon	NOR	-	-	7	-	-	-	-	-	7	7
57	150644	KRYZL Krystof	CZE	-	-	-	-	-	-	16	9	-	7
59	501101	BYGGMARK Jens	SWE	-	-	-	-	-	-	14	8	-	6
59	60253	MARCHANT Armand	BEL	-	-	-	-	-	-	13	7	-	6
59	291318	TONETTI Riccardo	ITA	-	-	-	-	-	-	14	8	-	6
62	202485	KETTERER David	GER	-	5	-	-	-	-	-	-	5	5
63	934502	ANKENY Michael	USA	-	-	-	-	-	-	8	4	-	4
64	290095	BALLERIN Andrea	ITA	-	-	-	-	-	-	6	3	-	3
64	930160	KELLEY Robby	USA	-	-	-	-	-	-	6	3	-	3
64	380361	RODES Istok	CRO	-	-	-	-	-	-	6	3	-	3
67	6531063	GINNIS AJ	USA	-	-	-	-	-	-	5	3	-	2
67	512138	SIMONET Sandro	SUI	-	-	-	-	-	-	4	2	-	2
69	561244	KRANJEC Zan	SLO	-	-	-	-	-	-	3	2	-	1



AFTER 6th MEN'S SLALOM
SLALOM FIS WCSL LIST

Number of Competitors per Nation until 60th position

AUT : 7	BEL : 1	CAN : 2	CRO : 2	CZE : 1	FRA : 6
GBR : 1	GER : 7	ITA : 7	JPN : 2	KOR : 1	NOR : 5
RUS : 2	SLO : 1	SUI : 7	SVK : 1	SWE : 5	USA : 3

LEGEND

Base Last season WCSL points
X (Base / number of planned races in the current season) * number of completed races in the current season
Y WC points won in the current season
WCSL-SL World Cup Start List points for Slalom

14-01-2018 / Wengen (SUI) / 0045

Page 3/3

www.fis-ski.com

Generation Date: SUN 14 JAN 2018

Time: 14:19

Document: 60A 1.0



AFTER 6th MEN'S SLALOM
OVERALL FIS WCSL LIST

Number of Competitors: 192

Rank	FIS Code	Name	NSA	WCSL	DH	SL	GS	SG	AC
1	53831	HIRSCHER Marcel	AUT	1785	-	887 (1)	816 (1)	29 (33)	53 (16)
2	422304	KRISTOFFERSEN Henrik	NOR	1178	-	697 (2)	481 (2)	-	-
3	421483	JANSRUD Kjetil	NOR	1055	478 (3)	-	8 (57)	451 (1)	118 (5)
4	194364	PINTURAUULT Alexis	FRA	971	-	255 (9)	459 (3)	111 (16)	146 (1)
5	421328	SVINDAL Aksel Lund	NOR	840	587 (1)	-	-	234 (7)	19 (34)
6	291459	PARIS Dominik	ITA	737	427 (4)	-	-	247 (6)	63 (11)
7	292455	FILL Peter	ITA	729	363 (5)	-	-	222 (8)	144 (2)
8	511383	FEUZ Beat	SUI	714	541 (2)	-	-	173 (12)	-
9	422139	KILDE Aleksander Aamodt	NOR	673	220 (10)	-	36 (33)	331 (2)	86 (7)
10	53902	MAYER Matthias	AUT	631	346 (6)	-	-	208 (10)	77 (9)
11	50742	REICHELT Hannes	AUT	573	249 (9)	-	-	324 (3)	-
12	53817	FRANZ Max	AUT	542	250 (8)	-	-	292 (4)	-
13	201702	NEUREUTHER Felix	GER	519	-	318 (6)	201 (11)	-	-
14	53980	KRIECHMAYR Vincent	AUT	493	205 (12)	-	-	267 (5)	21 (33)
15	292491	MOELGG Manfred	ITA	464	-	337 (5)	127 (18)	-	-
16	54170	MATT Michael	AUT	455	-	449 (3)	6 (63)	-	-
17	501017	MYHRER Andre	SWE	450	-	370 (4)	80 (23)	-	-
18	192746	THEAUX Adrien	FRA	427	254 (7)	-	-	163 (13)	10 (45)
19	54063	FELLER Manuel	AUT	421	-	186 (16)	235 (9)	-	-
20	421669	NESTVOLD-HAUGEN L.	NOR	395	-	152 (19)	243 (8)	-	-
21	193967	MUFFAT-JEANDET Victor	FRA	379	-	118 (24)	133 (17)	4 (56)	124 (4)
22	511513	CAVIEZEL Mauro	SUI	362	142 (18)	-	-	92 (19)	128 (3)
23	202535	DRESSEN Thomas	GER	352	210 (11)	-	-	72 (22)	70 (10)
24	194495	FAIVRE Mathieu	FRA	349	-	-	349 (4)	-	-
25	102263	GUAY Erik	CAN	346	167 (14)	-	-	179 (11)	-
26	511896	MURISIER Justin	SUI	335	-	-	245 (7)	-	90 (6)
27	293006	INNERHOFER Christof	ITA	317	146 (17)	-	-	144 (15)	27 (28)
28	200379	SANDER Andreas	GER	316	157 (15)	-	-	159 (14)	-
29	511983	AERNI Luca	SUI	313	-	253 (10)	15 (49)	-	45 (18)
30	293797	GROSS Stefano	ITA	310	-	310 (7)	-	-	-
30	202437	LUITZ Stefan	GER	310	-	26 (36)	284 (5)	-	-
32	511996	YULE Daniel	SUI	281	-	281 (8)	-	-	-
33	501324	OLSSON Matts	SWE	275	-	-	275 (6)	-	-
34	561216	KLINE Bostjan	SLO	269	151 (16)	-	-	104 (17)	14 (38)
35	102899	OSBORNE-PARADIS Manuel	CAN	265	190 (13)	-	-	75 (21)	-
36	202059	FERSTL Josef	GER	263	52 (32)	-	-	211 (9)	-
37	220689	RYDING Dave	GBR	252	-	252 (11)	-	-	-

AFTER 6th MEN'S SLALOM
OVERALL FIS WCSL LIST

Number of Competitors: 192

Rank	FIS Code	Name	NSA	WCSL	DH	SL	GS	SG	AC
38	202462	DOPFER Fritz	GER	250	-	208 (14)	42 (30)	-	-
39	561244	KRANJEC Zan	SLO	233	-	1 (69)	232 (10)	-	-
40	51215	BAUMANN Romed	AUT	232	134 (19)	-	-	35 (32)	63 (11)
40	422082	FOSS-SOLEV. Sebastian	NOR	232	-	231 (12)	-	-	1 (65)
42	501111	HARGIN Mattias	SWE	230	-	230 (13)	-	-	-
43	990116	DE ALIPRANDINI Luca	ITA	227	-	-	201 (11)	16 (37)	10 (45)
44	534562	LIGETY Ted	USA	223	-	-	192 (13)	7 (49)	24 (31)
45	511313	JANKA Carlo	SUI	219	120 (21)	-	19 (45)	64 (23)	16 (35)
46	530874	GANONG Travis	USA	211	108 (24)	-	-	103 (18)	-
47	54320	SCHWARZ Marco	AUT	208	-	172 (18)	14 (51)	-	22 (32)
48	512182	MEILLARD Loic	SUI	202	-	118 (24)	84 (22)	-	-
49	480736	KHOROSHIL. Alexander	RUS	201	-	201 (15)	-	-	-
50	292967	EISATH Florian	ITA	191	-	-	191 (14)	-	-
50	191750	FANARA Thomas	FRA	191	-	-	191 (14)	-	-
52	191459	LIZEROUX Julien	FRA	185	-	185 (17)	-	-	-
53	6530104	BENNETT Bryce	USA	171	106 (25)	-	-	6 (53)	59 (14)
54	561255	CATER Martin	SLO	151	35 (35)	-	-	54 (27)	62 (13)
55	192665	GRANGE Jean-Baptiste	FRA	150	-	150 (20)	-	-	-
56	511902	ZENHAEUSERN Ramon	SUI	149	-	149 (21)	-	-	-
57	53889	HIRSCHBUEHL Christian	AUT	138	-	137 (22)	1 (68)	-	-
57	511139	KUENG Patrick	SUI	138	131 (20)	-	-	7 (49)	-
57	54031	LEITINGER Roland	AUT	138	-	-	138 (16)	-	-
60	421860	NORDBOTTEN Jonathan	NOR	135	-	135 (23)	-	-	-
61	512039	ROULIN Gilles	SUI	131	98 (26)	-	-	29 (33)	4 (53)
62	202451	STRASSER Linus	GER	127	-	115 (26)	12 (53)	-	-
63	291318	TONETTI Riccardo	ITA	126	-	6 (59)	91 (21)	-	29 (26)
64	533866	NYMAN Steven	USA	123	113 (23)	-	-	10 (43)	-
65	191740	CLAREY Johan	FRA	122	119 (22)	-	-	3 (58)	-
66	103729	READ Erik	CAN	117	-	62 (28)	42 (30)	-	13 (39)
67	51007	SCHOERGHOFFER Philipp	AUT	114	-	-	114 (19)	-	-
68	481327	TRIKHICHEV Pavel	RUS	109	-	14 (46)	15 (49)	-	80 (8)
69	194167	MUZATON Maxence	FRA	105	61 (30)	-	-	11 (41)	33 (22)
70	934643	GOLDBERG Jared	USA	102	73 (28)	-	-	1 (62)	28 (27)
71	511852	CAVIEZEL Gino	SUI	94	-	-	94 (20)	-	-
72	51395	DIGRUBER Marc	AUT	93	-	93 (27)	-	-	-
73	100558	COOK Dustin	CAN	92	-	-	-	92 (19)	-
74	534508	CHODOUNSKY David	USA	85	-	57 (31)	28 (38)	-	-
75	380335	ZUBCIC Filip	CRO	84	-	-	80 (23)	-	4 (53)
76	54009	WALDER Christian	AUT	83	41 (33)	-	-	40 (31)	2 (62)
77	532431	MILLER Bode	USA	81	17 (45)	-	-	61 (24)	3 (57)
78	192932	FAYED Guillermo	FRA	79	79 (27)	-	-	-	-
78	194298	GIEZENDANNER Blaise	FRA	79	17 (45)	-	-	56 (25)	6 (51)
78	194542	GIRAUD MOINE Valentin	FRA	79	53 (31)	-	-	-	26 (29)
81	422310	SEJERSTED Adrian Smiseth	NOR	78	26 (39)	-	-	48 (30)	4 (53)
82	194190	ROGER Brice	FRA	76	63 (29)	-	-	13 (40)	-
83	531799	FORD Tommy	USA	73	-	-	73 (25)	-	-
84	531452	BIESEMEYER Thomas	USA	70	14 (49)	-	-	56 (25)	-

14-01-2018 / Wengen (SUI) / 0045

Page 2/5

www.fis-ski.com

Generation Date: SUN 14 JAN 2018

Time: 14:19

Document: 60B 1.0



AFTER 6th MEN'S SLALOM
OVERALL FIS WCSL LIST

Number of Competitors: 192

Rank	FIS Code	Name	NSA	WCSL	DH	SL	GS	SG	AC
84	6530319	COCHRAN-SIEGLE Ryan	USA	70	-	-	21 (44)	9 (46)	40 (19)
84	561322	HADALIN Stefan	SLO	70	-	48 (33)	19 (45)	-	3 (57)
87	512031	BARANDUN Gian Luca	SUI	68	38 (34)	-	-	-	30 (24)
88	192504	MERMILLOD BLONDIN T.	FRA	62	-	-	-	4 (56)	58 (15)
88	104096	THOMPSON Broderick	CAN	62	16 (48)	-	-	-	46 (17)
88	301709	YUASA Naoki	JPN	62	-	62 (28)	-	-	-
91	511529	GISIN Marc	SUI	61	35 (35)	-	-	-	26 (29)
92	290732	THALER Patrick	ITA	60	-	60 (30)	-	-	-
92	530939	WEIBRECHT Andrew	USA	60	10 (54)	-	-	50 (29)	-
94	192506	MISSILLIER Steve	FRA	57	-	-	57 (26)	-	-
95	511638	TUMLER Thomas	SUI	52	-	-	-	52 (28)	-
96	512124	HINTERMANN Niels	SUI	51	11 (51)	-	-	7 (49)	33 (22)
97	294890	NANI Roberto	ITA	50	-	-	50 (27)	-	-
98	511847	MANI Nils	SUI	49	19 (43)	-	-	-	30 (24)
98	511908	SCHMIDIGER Reto	SUI	49	-	49 (32)	-	-	-
100	194262	BUFFET Robin	FRA	48	-	48 (33)	-	-	-
100	511741	ZURBRIGGEN Elia	SUI	48	-	-	48 (28)	-	-
102	422073	NETELAND Bjoernar	NOR	47	-	-	25 (39)	11 (41)	11 (43)
103	202597	SCHMID Alexander	GER	45	-	-	45 (29)	-	-
104	54027	BRENNSTEINER Stefan	AUT	42	-	-	42 (30)	-	-
105	53968	BERTHOLD Frederic	AUT	41	6 (58)	-	-	-	35 (21)
106	561217	KOSI Klemen	SLO	40	-	-	-	2 (59)	38 (20)
107	293098	RAZZOLI Giuliano	ITA	39	-	39 (35)	-	-	-
107	511981	WEBER Ralph	SUI	39	2 (64)	-	-	22 (36)	15 (36)
109	512042	KRYENBUEHL Urs	SUI	33	18 (44)	-	-	15 (38)	-
109	150644	KRYZL Krystof	CZE	33	-	7 (57)	17 (48)	-	9 (47)
109	194368	RAFFORT Nicolas	FRA	33	33 (37)	-	-	-	-
109	54005	STRIEDINGER Otmar	AUT	33	24 (40)	-	-	9 (46)	-
113	103865	PHILP Trevor	CAN	32	-	-	32 (34)	-	-
114	481103	ANDRIENKO Aleksander	RUS	31	-	-	31 (35)	-	-
114	180534	SANDELL Marcus	FIN	31	-	-	31 (35)	-	-
116	534959	JITLOFF Tim	USA	29	-	-	29 (37)	-	-
117	6290985	BUZZI Emanuele	ITA	27	12 (50)	-	-	2 (59)	13 (39)
117	50753	KROELL Klaus	AUT	27	27 (38)	-	-	-	-
119	202520	HOLZMANN Sebastian	GER	26	-	26 (36)	-	-	-
119	6291574	SALA Tommaso	ITA	26	-	26 (36)	-	-	-
121	990048	BORSOTTI Giovanni	ITA	25	-	-	25 (39)	-	-
121	422120	SAUGESTAD Stian	NOR	25	11 (51)	-	-	14 (39)	-
121	201896	STEHLE Dominik	GER	25	-	25 (39)	-	-	-
121	700830	ZAMPA Adam	SVK	25	-	18 (41)	-	-	7 (48)
121	700879	ZAMPA Andreas	SVK	25	-	-	25 (39)	-	-
126	54076	KOECK Niklas	AUT	24	-	-	-	24 (35)	-
127	51159	NOESIG Christoph	AUT	23	-	-	23 (42)	-	-
127	194873	SARRAZIN Cyprien	FRA	23	-	-	23 (42)	-	-
129	202525	SCHMID Manuel	GER	22	22 (41)	-	-	-	-
130	53981	KROELL Johannes	AUT	20	20 (42)	-	-	-	-
131	6190176	BAILET Matthieu	FRA	19	9 (55)	-	-	10 (43)	-

14-01-2018 / Wengen (SUI) / 0045

Page 3/5

www.fis-ski.com

Generation Date: SUN 14 JAN 2018

Time: 14:19

Document: 60B 1.0



AFTER 6th MEN'S SLALOM
OVERALL FIS WCSL LIST

Number of Competitors: 192

Rank	FIS Code	Name	NSA	WCSL	DH	SL	GS	SG	AC
131	6190403	NOEL Clement	FRA	19	-	19 (40)	-	-	-
133	511899	ROCHAT Marc	SUI	18	-	18 (41)	-	-	-
133	54104	WALCH Magnus	AUT	18	-	-	18 (47)	-	-
135	292514	HEEL Werner	ITA	17	17 (45)	-	-	-	-
135	501987	MONSEN Felix	SWE	17	1 (66)	-	-	1 (62)	15 (36)
135	934568	RUBIE Brennan	USA	17	-	-	4 (65)	-	13 (39)
138	291145	DEVILLE Cristian	ITA	16	-	16 (43)	-	-	-
138	191964	POISSON David	FRA	16	11 (51)	-	-	5 (55)	-
138	180570	ROMAR Andreas	FIN	16	5 (59)	-	-	-	11 (43)
141	511127	GINI Marc	SUI	15	-	15 (44)	-	-	-
141	54245	HETTEGGER Thomas	AUT	15	-	15 (44)	-	-	-
143	502015	JAKOBSEN Kristoffer	SWE	14	-	14 (46)	-	-	-
143	320266	JUNG Donghyun	KOR	14	-	14 (46)	-	-	-
143	180666	TORSTI Samu	FIN	14	-	-	14 (51)	-	-
146	103676	BROWN Phil	CAN	13	-	13 (49)	-	-	-
146	501116	LAHDENPERAE Anton	SWE	13	-	13 (49)	-	-	-
146	380334	VIDOVIC Matej	CRO	13	-	13 (49)	-	-	-
149	561310	HROBAT Miha	SLO	12	9 (55)	-	-	-	3 (57)
149	512269	ODERMATT Marco	SUI	12	-	-	12 (53)	-	-
149	302982	OHKOSHI Ryunosuke	JPN	12	-	12 (52)	-	-	-
149	202265	STAUBITZER Benedikt	GER	12	-	-	12 (53)	-	-
149	380292	ZRNCIC DIM Natko	CRO	12	-	-	-	-	12 (42)
154	990081	CASSE Mattia	ITA	11	5 (59)	-	-	-	6 (51)
154	532138	KASPER Nolan	USA	11	-	11 (53)	-	-	-
154	53933	SCHWEIGER Patrick	AUT	11	1 (66)	-	-	10 (43)	-
154	422278	WINDINGSTAD Rasmus	NOR	11	-	-	3 (66)	8 (48)	-
158	934523	ENGEL Mark	USA	10	-	10 (54)	-	-	-
158	380363	KOLEGA Elias	CRO	10	-	10 (54)	-	-	-
160	6291430	MAURBERGER Simon	ITA	9	-	-	9 (56)	-	-
160	201891	SCHMID Philipp	GER	9	-	9 (56)	-	-	-
160	202345	SCHWAIGER Dominik	GER	9	2 (64)	-	7 (59)	-	-
163	422390	MONSEN Marcus	NOR	8	-	-	8 (57)	-	-
164	194858	ALLEGRE Nils	FRA	7	-	-	-	7 (49)	-
164	194935	FAVROT Thibaut	FRA	7	-	-	7 (59)	-	-
164	422507	HAUGAN Timon	NOR	7	-	7 (57)	-	-	-
164	930024	MAPLE Wiley	USA	7	7 (57)	-	-	-	-
164	54144	MEIER Daniel	AUT	7	-	-	7 (59)	-	-
164	294904	PANGRAZZI Paolo	ITA	7	-	-	-	-	7 (48)
164	511718	PLEISCH Manuel	SUI	7	-	-	7 (59)	-	-
164	512038	ROGENTIN Stefan	SUI	7	-	-	-	-	7 (48)
172	501101	BYGGMARK Jens	SWE	6	-	6 (59)	-	-	-
172	54209	KRENN Christoph	AUT	6	-	-	-	6 (53)	-
172	60253	MARCHANT Armand	BEL	6	-	6 (59)	-	-	-
172	53985	MATHIS Marcel	AUT	6	-	-	6 (63)	-	-
176	202485	KETTERER David	GER	5	-	5 (62)	-	-	-
177	934502	ANKENY Michael	USA	4	-	4 (63)	-	-	-
177	150743	BERNDT Ondrej	CZE	4	-	-	-	-	4 (53)

14-01-2018 / Wengen (SUI) / 0045

Page 4/5

www.fis-ski.com

Generation Date: SUN 14 JAN 2018

Time: 14:19

Document: 60B 1.0



AFTER 6th MEN'S SLALOM
OVERALL FIS WCSL LIST

Number of Competitors: 192

Rank	FIS Code	Name	NSA	WCSL	DH	SL	GS	SG	AC
177	103271	THOMSEN Benjamin	CAN	4	4 (61)	-	-	-	-
180	290095	BALLERIN Andrea	ITA	3	-	3 (64)	-	-	-
180	54157	DANKLMAIER Daniel	AUT	3	3 (62)	-	-	-	-
180	194457	GALEOTTI Greg	FRA	3	-	-	3 (66)	-	-
180	930160	KELLEY Robby	USA	3	-	3 (64)	-	-	-
180	380260	KOSTELIC Ivica	CRO	3	-	-	-	-	3 (57)
180	293550	MARSAGLIA Matteo	ITA	3	3 (62)	-	-	-	-
180	380361	RODES Istok	CRO	3	-	3 (64)	-	-	-
180	511352	VILETTA Sandro	SUI	3	-	-	-	-	3 (57)
188	6290845	BOSCA Guglielmo	ITA	2	-	-	-	2 (59)	-
188	561214	DEBELAK Tilen	SLO	2	-	-	-	-	2 (62)
188	6531063	GINNIS AJ	USA	2	-	2 (67)	-	-	-
188	512138	SIMONET Sandro	SUI	2	-	2 (67)	-	-	-
188	303758	SUGAI Ryo	JPN	2	-	-	-	-	2 (62)

LEGEND

AC Alpine Combined points DH Downhill points SG Super-G points WCSL Overall points SL Slalom points
GS Giant Slalom points

14-01-2018 / Wengen (SUI) / 0045

Page 5/5

www.fis-ski.com

Generation Date: SUN 14 JAN 2018

Time: 14:19

Document: 60B 1.0



7th MEN'S SLALOM
SLALOM FIS WORLD CUP STANDINGS

Number of Competitors: 52				12 NOV 2017 Levi (FIN) 10 DEC 2017 Val d'Isère (FRA) 22 DEC 2017 Madonna di Campiglio (ITA) 1 JAN 2018 Oslo (NOR) 4 JAN 2018 Zagreb (CRO) 7 JAN 2018 Adelboden (SUI) 14 JAN 2018 Wengen (SUI)							WC-SL	Diff.
Rank	FIS Code	Name	NSA	1	2	3	4	5	6	7	WC-SL	Diff.
1	53831	HIRSCHER Marcel	AUT	14	100	100	40	100	100	100	554	
2	422304	KRISTOFFERSEN Henrik	NOR	80	80	60	15	60	60	80	435	- 119
3	54170	MATT Michael	AUT	18	50	-	80	80	80	40	348	- 206
4	501017	MYHRER Andre	SWE	-	60	24	100	29	50	60	323	- 231
5	511983	AERNI Luca	SUI	50	-	80	40	45	14	-	229	- 325
6	422082	FOSS-SOLEV. Sebastian	NOR	36	29	32	40	32	36	16	221	- 333
7	511996	YULE Daniel	SUI	50	-	50	40	24	22	24	210	- 344
8	194364	PINTURALT Alexis	FRA	32	-	26	15	40	45	32	190	- 364
9	293797	GROSS Stefano	ITA	13	40	29	15	-	40	36	173	- 381
10	220689	RYDING Dave	GBR	-	12	40	50	36	22	-	160	- 394
11	501111	HARGIN Mattias	SWE	60	32	13	15	15	15	-	150	- 404
12	292491	MOELGG Manfred	ITA	29	-	36	15	26	6	22	134	- 420
13	202451	STRASSER Linus	GER	-	-	11	60	4	26	29	130	- 424
14	512182	MEILLARD Loic	SUI	40	18	-	-	18	32	-	108	- 446
15	54320	SCHWARZ Marco	AUT	20	29	-	-	22	18	18	107	- 447
16	511902	ZENHAEUSERN Ramon	SUI	7	-	13	-	20	16	50	106	- 448
17	201702	NEUREUTHER Felix	GER	100	-	-	-	-	-	-	100	- 454
18	53889	HIRSCHBUEHL Christian	AUT	11	24	22	-	13	29	-	99	- 455
19	421669	NESTVOLD-HAUGEN L.	NOR	16	16	14	-	-	7	45	98	- 456
20	54063	FELLER Manuel	AUT	-	-	45	-	50	-	-	95	- 459
20	192665	GRANGE Jean-Baptiste	FRA	24	20	18	-	5	13	15	95	- 459
22	191459	LIZEROUX Julien	FRA	10	22	20	-	14	-	20	86	- 468
23	193967	MUFFAT-JEANDET Victor	FRA	22	7	-	-	11	24	14	78	- 476
24	202462	DOPFER Fritz	GER	16	36	-	15	-	9	-	76	- 478
25	421860	NORDBOTTEN Jonathan	NOR	-	45	-	-	16	11	-	72	- 482
26	51395	DIGRUBER Marc	AUT	-	10	-	-	12	-	26	48	- 506
27	480736	KHOROSHIL. Alexander	RUS	-	9	-	15	9	12	-	45	- 509
28	511908	SCHMIDIGER Reto	SUI	26	-	-	-	-	-	-	26	- 528
29	103729	READ Erik	CAN	10	-	9	-	6	-	-	25	- 529
30	202520	HOLZMANN Sebastian	GER	-	-	8	-	-	-	13	21	- 533



7th MEN'S SLALOM
SLALOM FIS WORLD CUP STANDINGS

12 NOV 2017 Levi (FIN)
10 DEC 2017 Val d'Isère (FRA)
22 DEC 2017 Madonna di Campiglio (ITA)
1 JAN 2018 Oslo (NOR)
4 JAN 2018 Zagreb (CRO)
7 JAN 2018 Adelboden (SUI)
14 JAN 2018 Wengen (SUI)

Number of Competitors: 52

Rank	FIS Code	Name	NSA	1	2	3	4	5	6	7	WC-SL	Diff.
31	6190403	NOEL Clement	FRA	-	11	-	-	-	-	8	19	- 535
32	194262	BUFFET Robin	FRA	-	-	18	-	-	-	-	18	- 536
32	534508	CHODOUNSKY David	USA	8	-	10	-	-	-	-	18	- 536
32	201896	STEHLE Dominik	GER	-	13	-	-	-	5	-	18	- 536
35	291145	DEVILLE Cristian	ITA	-	8	-	-	8	-	-	16	- 538
36	561322	HADALIN Stefan	SLO	-	15	-	-	-	-	-	15	- 539
36	54245	HETTEGGER Thomas	AUT	-	-	15	-	-	-	-	15	- 539
36	421483	JANSRUD Kjetil	NOR	-	-	-	15	-	-	-	15	- 539
39	481327	TRIKHICHEV Pavel	RUS	-	14	-	-	-	-	-	14	- 540
40	302982	OHKOSHI Ryunosuke	JPN	-	-	-	-	-	-	12	12	- 542
40	511899	ROCHAT Marc	SUI	12	-	-	-	-	-	-	12	- 542
42	532138	KASPER Nolan	USA	-	-	-	-	-	-	11	11	- 543
43	380363	KOLEGA Elias	CRO	-	-	-	-	-	-	10	10	- 544
43	290732	THALER Patrick	ITA	-	-	-	-	-	10	-	10	- 544
43	700830	ZAMPA Adam	SVK	-	-	-	-	10	-	-	10	- 544
46	103676	BROWN Phil	CAN	-	-	-	-	-	-	9	9	- 545
47	380334	VIDOVIC Matej	CRO	-	-	-	-	-	8	-	8	- 546
48	934523	ENGEL Mark	USA	-	-	-	-	7	-	-	7	- 547
48	422507	HAUGAN Timon	NOR	-	-	7	-	-	-	-	7	- 547
50	201891	SCHMID Philipp	GER	-	6	-	-	-	-	-	6	- 548
51	202485	KETTERER David	GER	-	5	-	-	-	-	-	5	- 549
52	320266	JUNG Donghyun	KOR	-	-	-	-	-	4	-	4	- 550

LEGEND

WC-SL World Cup points for Slalom Diff. Points Difference

14-01-2018 / Wengen (SUI) / 0045

Page 2/2

www.fis-ski.com

Generation Date: SUN 14 JAN 2018

Time: 14:19

Document: 25A 1.0



7th MEN'S SLALOM
OVERALL FIS WORLD CUP STANDINGS

Number of Competitors: 147

Rank	FIS Code	Name	NSA	Points	DH 5 races	SL 7 races	GS 5 races	SG 3 races	AC 2 races
1	53831	HIRSCHER Marcel	AUT	974	-	554 (1)	420 (1)	-	-
2	422304	KRISTOFFERSEN Henrik	NOR	800	-	435 (2)	365 (2)	-	-
3	194364	PINTURAUULT Alexis	FRA	579	-	190 (8)	240 (3)	49 (17)	100 (4)
4	421483	JANSRUD Kjetil	NOR	559	238 (3)	15 (36)	16 (36)	180 (1)	110 (2)
5	421328	SVINDAL Aksel Lund	NOR	534	420 (1)	-	-	114 (7)	-
6	511383	FEUZ Beat	SUI	416	362 (2)	-	-	54 (15)	-
7	53902	MAYER Matthias	AUT	410	216 (5)	-	22 (33)	100 (9)	72 (7)
8	501017	MYHRER Andre	SWE	385	-	323 (4)	62 (17)	-	-
9	54170	MATT Michael	AUT	354	-	348 (3)	6 (46)	-	-
10	291459	PARIS Dominik	ITA	349	232 (4)	-	-	72 (12)	45 (11)
11	292455	FILL Peter	ITA	341	122 (11)	-	-	79 (10)	140 (1)
12	422139	KILDE Aleksander Aamodt	NOR	337	111 (13)	-	55 (20)	132 (6)	39 (15)
13	53817	FRANZ Max	AUT	323	151 (7)	-	-	172 (3)	-
14	53980	KRIECHMAYR Vincent	AUT	299	125 (9)	-	-	174 (2)	-
15	202535	DRESSEN Thomas	GER	283	165 (6)	-	-	55 (14)	63 (8)
16	50742	REICHELT Hannes	AUT	259	123 (10)	-	-	136 (5)	-
17	54063	FELLER Manuel	AUT	258	-	95 (20)	163 (7)	-	-
18	511983	AERNI Luca	SUI	257	-	229 (5)	28 (30)	-	-
19	192746	THEAUX Adrien	FRA	240	138 (8)	-	-	102 (8)	-
20	193967	MUFFAT-JEANDET Victor	FRA	232	-	78 (23)	49 (24)	-	105 (3)
21	511896	MURISIER Justin	SUI	227	-	-	179 (5)	-	48 (9)
22	421669	NESTVOLD-HAUGEN L.	NOR	224	-	98 (19)	126 (10)	-	-
23	422082	FOSS-SOLEV. Sebastian	NOR	222	-	221 (6)	-	-	1 (40)
24	501324	OLSSON Matts	SWE	214	-	-	214 (4)	-	-
25	511513	CAVIEZEL Mauro	SUI	210	105 (14)	-	-	15 (30)	90 (5)
25	292491	MOELGG Manfred	ITA	210	-	134 (12)	76 (14)	-	-
25	511996	YULE Daniel	SUI	210	-	210 (7)	-	-	-
28	293006	INNERHOFER Christof	ITA	204	113 (12)	-	-	67 (13)	24 (21)
29	512182	MEILLARD Loic	SUI	185	-	108 (14)	77 (13)	-	-
30	293797	GROSS Stefano	ITA	173	-	173 (9)	-	-	-
31	202059	FERSTL Josef	GER	169	25 (29)	-	-	144 (4)	-
31	561244	KRANJEC Zan	SLO	169	-	-	169 (6)	-	-
33	220689	RYDING Dave	GBR	160	-	160 (10)	-	-	-
34	200379	SANDER Andreas	GER	153	77 (17)	-	-	76 (11)	-
35	501111	HARGIN Mattias	SWE	150	-	150 (11)	-	-	-
36	990116	DE ALIPRANDINI Luca	ITA	143	-	-	128 (9)	6 (37)	9 (32)
36	54320	SCHWARZ Marco	AUT	143	-	107 (15)	14 (38)	-	22 (23)

7th MEN'S SLALOM
OVERALL FIS WORLD CUP STANDINGS

Number of Competitors: 147

Rank	FIS Code	Name	NSA	Points	DH 5 races	SL 7 races	GS 5 races	SG 3 races	AC 2 races
38	202437	LUITZ Stefan	GER	140	-	-	140 (8)	-	-
39	51215	BAUMANN Romed	AUT	134	75 (18)	-	-	17 (29)	42 (12)
40	202451	STRASSER Linus	GER	130	-	130 (13)	-	-	-
41	534562	LIGETY Ted	USA	128	-	-	104 (12)	-	24 (21)
41	512039	ROULIN Gilles	SUI	128	98 (15)	-	-	26 (22)	4 (37)
43	6530104	BENNETT Bryce	USA	114	73 (19)	-	-	-	41 (13)
44	194495	FAIVRE Mathieu	FRA	113	-	-	113 (11)	-	-
45	481327	TRIKHICHEV Pavel	RUS	109	-	14 (39)	15 (37)	-	80 (6)
46	511902	ZENHAEUSERN Ramon	SUI	106	-	106 (16)	-	-	-
47	201702	NEUREUTHER Felix	GER	100	-	100 (17)	-	-	-
48	53889	HIRSCHBUEHL Christian	AUT	99	-	99 (18)	-	-	-
49	561255	CATER Martin	SLO	96	30 (25)	-	-	25 (23)	41 (13)
50	192665	GRANGE Jean-Baptiste	FRA	95	-	95 (20)	-	-	-
51	202462	DOPFER Fritz	GER	87	-	76 (24)	11 (43)	-	-
52	191459	LIZEROUX Julien	FRA	86	-	86 (22)	-	-	-
53	102899	OSBORNE-PARADIS Manuel	CAN	81	80 (16)	-	-	1 (42)	-
54	934643	GOLDBERG Jared	USA	78	50 (21)	-	-	-	28 (19)
54	291318	TONETTI Riccardo	ITA	78	-	-	49 (24)	-	29 (17)
56	292967	EISATH Florian	ITA	72	-	-	72 (15)	-	-
56	421860	NORDBOTTEN Jonathan	NOR	72	-	72 (25)	-	-	-
56	380335	ZUBCIC Filip	CRO	72	-	-	72 (15)	-	-
59	512031	BARANDUN Gian Luca	SUI	67	38 (23)	-	-	-	29 (17)
60	561216	KLINE Bostjan	SLO	66	18 (35)	-	-	34 (19)	14 (28)
61	104096	THOMPSON Broderick	CAN	62	16 (37)	-	-	-	46 (10)
62	54027	BRENNSTEINER Stefan	AUT	57	-	-	57 (18)	-	-
62	511852	CAVIEZEL Gino	SUI	57	-	-	57 (18)	-	-
64	294890	NANI Roberto	ITA	55	-	-	55 (20)	-	-
65	202597	SCHMID Alexander	GER	54	-	-	54 (22)	-	-
66	191740	CLAREY Johan	FRA	53	53 (20)	-	-	-	-
66	100558	COOK Dustin	CAN	53	-	-	-	53 (16)	-
68	191750	FANARA Thomas	FRA	51	-	-	51 (23)	-	-
69	511139	KUENG Patrick	SUI	49	49 (22)	-	-	-	-
69	103729	READ Erik	CAN	49	-	25 (29)	24 (31)	-	-
71	51395	DIGRUBER Marc	AUT	48	-	48 (26)	-	-	-
72	480736	KHOROSHIL. Alexander	RUS	45	-	45 (27)	-	-	-
72	54031	LEITINGER Roland	AUT	45	-	-	45 (26)	-	-
74	194167	MUZATON Maxence	FRA	42	36 (24)	-	-	-	6 (35)
74	511638	TUMLER Thomas	SUI	42	-	-	-	42 (18)	-
76	6530319	COCHRAN-SIEGLE Ryan	USA	41	-	-	10 (45)	-	31 (16)
76	54009	WALDER Christian	AUT	41	19 (34)	-	-	22 (26)	-
78	531799	FORD Tommy	USA	40	-	-	40 (27)	-	-
79	511529	GISIN Marc	SUI	36	26 (28)	-	-	-	10 (31)
80	422310	SEJERSTED Adrian Smiseth	NOR	35	17 (36)	-	-	18 (28)	-
81	561322	HADALIN Stefan	SLO	34	-	15 (36)	19 (34)	-	-
81	194190	ROGER Brice	FRA	34	30 (25)	-	-	4 (38)	-
83	103865	PHILP Trevor	CAN	32	-	-	32 (28)	-	-
84	531452	BIESEMEYER Thomas	USA	31	-	-	-	31 (20)	-

14-01-2018 / Wengen (SUI) / 0045

Page 2/4

www.fis-ski.com

Generation Date: SUN 14 JAN 2018

Time: 14:19

Document: 25B 1.0



7th MEN'S SLALOM
OVERALL FIS WORLD CUP STANDINGS

Number of Competitors: 147

Rank	FIS Code	Name	NSA	Points	DH 5 races	SL 7 races	GS 5 races	SG 3 races	AC 2 races
85	530874	GANONG Travis	USA	30	1 (48)	-	-	29 (21)	-
85	194368	RAFFORT Nicolas	FRA	30	30 (25)	-	-	-	-
85	511741	ZURBRIGGEN Elia	SUI	30	-	-	30 (29)	-	-
88	561217	KOSI Klemen	SLO	26	-	-	-	-	26 (20)
88	511908	SCHMIDIGER Reto	SUI	26	-	26 (28)	-	-	-
90	481103	ANDRIENKO Aleksander	RUS	24	-	-	24 (31)	-	-
90	54076	KOECK Niklas	AUT	24	-	-	-	24 (24)	-
90	422073	NETELAND Bjoernar	NOR	24	-	-	14 (38)	2 (41)	8 (33)
90	511981	WEBER Ralph	SUI	24	-	-	-	9 (32)	15 (25)
94	192932	FAYED Guillermo	FRA	23	23 (30)	-	-	-	-
94	530939	WEIBRECHT Andrew	USA	23	-	-	-	23 (25)	-
96	102263	GUAY Erik	CAN	22	-	-	-	22 (26)	-
96	202525	SCHMID Manuel	GER	22	22 (31)	-	-	-	-
96	54005	STRIEDINGER Otmar	AUT	22	22 (31)	-	-	-	-
99	6290985	BUZZI Emanuele	ITA	21	8 (40)	-	-	-	13 (29)
99	202520	HOLZMANN Sebastian	GER	21	-	21 (30)	-	-	-
101	53981	KROELL Johannes	AUT	20	20 (33)	-	-	-	-
101	192504	MERMILLOD BLONDIN T.	FRA	20	-	-	-	-	20 (24)
103	512042	KRYENBUEHL Urs	SUI	19	10 (38)	-	-	9 (32)	-
103	6190403	NOEL Clement	FRA	19	-	19 (31)	-	-	-
103	422120	SAUGESTAD Stian	NOR	19	6 (43)	-	-	13 (31)	-
106	194262	BUFFET Robin	FRA	18	-	18 (32)	-	-	-
106	534508	CHODOUNSKY David	USA	18	-	18 (32)	-	-	-
106	201896	STEHLE Dominik	GER	18	-	18 (32)	-	-	-
106	54104	WALCH Magnus	AUT	18	-	-	18 (35)	-	-
110	291145	DEVILLE Cristian	ITA	16	-	16 (35)	-	-	-
110	511847	MANI Nils	SUI	16	3 (45)	-	-	-	13 (29)
112	53968	BERTHOLD Frederic	AUT	15	-	-	-	-	15 (25)
112	54245	HETTEGGER Thomas	AUT	15	-	15 (36)	-	-	-
112	501987	MONSEN Felix	SWE	15	-	-	-	-	15 (25)
115	6190176	BAILET Matthieu	FRA	13	9 (39)	-	-	4 (38)	-
115	990048	BORSOTTI Giovanni	ITA	13	-	-	13 (40)	-	-
115	194935	FAVROT Thibaut	FRA	13	-	-	13 (40)	-	-
115	700879	ZAMPA Andreas	SVK	13	-	-	13 (40)	-	-
119	302982	OHKOSHI Ryunosuke	JPN	12	-	12 (40)	-	-	-
119	511899	ROCHAT Marc	SUI	12	-	12 (40)	-	-	-
121	534959	JITLOFF Tim	USA	11	-	-	11 (43)	-	-
121	532138	KASPER Nolan	USA	11	-	11 (42)	-	-	-
121	180570	ROMAR Andreas	FIN	11	5 (44)	-	-	-	6 (35)
124	380363	KOLEGA Elias	CRO	10	-	10 (43)	-	-	-
124	290732	THALER Patrick	ITA	10	-	10 (43)	-	-	-
124	700830	ZAMPA Adam	SVK	10	-	10 (43)	-	-	-
127	103676	BROWN Phil	CAN	9	-	9 (46)	-	-	-
127	194298	GIEZENDANNER Blaise	FRA	9	-	-	-	9 (32)	-
129	292514	HEEL Werner	ITA	8	8 (40)	-	-	-	-
129	380334	VIDOVIC Matej	CRO	8	-	8 (47)	-	-	-
129	422278	WINDINGSTAD Rasmus	NOR	8	-	-	-	8 (35)	-

14-01-2018 / Wengen (SUI) / 0045

Page 3/4

www.fis-ski.com

Generation Date: SUN 14 JAN 2018

Time: 14:19

Document: 25B 1.0



7th MEN'S SLALOM
OVERALL FIS WORLD CUP STANDINGS

Number of Competitors: 147

Rank	FIS Code	Name	NSA	Points	DH 5 races	SL 7 races	GS 5 races	SG 3 races	AC 2 races
132	194858	ALLEGRE Nils	FRA	7	-	-	-	7 (36)	-
132	934523	ENGEL Mark	USA	7	-	7 (48)	-	-	-
132	422507	HAUGAN Timon	NOR	7	-	7 (48)	-	-	-
132	930024	MAPLE Wiley	USA	7	7 (42)	-	-	-	-
132	512038	ROGENTIN Stefan	SUI	7	-	-	-	-	7 (34)
137	201891	SCHMID Philipp	GER	6	-	6 (50)	-	-	-
138	202485	KETTERER David	GER	5	-	5 (51)	-	-	-
139	320266	JUNG Donghyun	KOR	4	-	4 (52)	-	-	-
139	54209	KRENN Christoph	AUT	4	-	-	-	4 (38)	-
139	53985	MATHIS Marcel	AUT	4	-	-	4 (47)	-	-
142	561310	HROBAT Miha	SLO	3	-	-	-	-	3 (38)
142	533866	NYMAN Steven	USA	3	3 (45)	-	-	-	-
144	202345	SCHWAIGER Dominik	GER	2	2 (47)	-	-	-	-
144	303758	SUGAI Ryo	JPN	2	-	-	-	-	2 (39)
146	150743	BERNDT Ondrej	CZE	1	-	-	-	-	1 (40)
146	103271	THOMSEN Benjamin	CAN	1	1 (48)	-	-	-	-

LEGEND

AC Alpine Combined points DH Downhill points SG Super-G points Points Overall points SL Slalom points
GS Giant Slalom points

14-01-2018 / Wengen (SUI) / 0045

Page 4/4

www.fis-ski.com

Generation Date: SUN 14 JAN 2018

Time: 14:19

Document: 25B 1.0



7th MEN'S SLALOM
MEN FIS NATION CUP

Number of Nations: 18

Rank	NSA	Points	Diff.	DH	SL	GS	SG	AC	TE
1	AUT Austria	3566		751	1266	749	649	151	-
2	NOR Norway	2841	- 725	792	848	576	467	158	-
3	SUI Switzerland	2124	- 1442	691	691	371	155	216	-
4	ITA Italy	1693	- 1873	483	333	393	224	260	-
5	FRA France	1677	- 1889	319	486	466	175	231	-
6	GER Germany	1190	- 2376	291	356	205	275	63	-
7	SWE Sweden	764	- 2802	-	473	276	-	15	-
8	USA United States of America	542	- 3024	134	36	165	83	124	-
9	SLO Slovenia	394	- 3172	48	15	188	59	84	-
10	CAN Canada	309	- 3257	97	34	56	76	46	-
11	RUS Russian Federation	178	- 3388	-	59	39	-	80	-
12	GBR Great Britain	160	- 3406	-	160	-	-	-	-
13	CRO Croatia	90	- 3476	-	18	72	-	-	-
14	SVK Slovakia	23	- 3543	-	10	13	-	-	-
15	JPN Japan	14	- 3552	-	12	-	-	2	-
16	FIN Finland	11	- 3555	5	-	-	-	6	-
17	KOR Republic of Korea	4	- 3562	-	4	-	-	-	-
18	CZE Czech Republic	1	- 3565	-	-	-	-	1	-

7th MEN'S SLALOM
FIS OVERALL NATION CUP

Number of Nations: 23

Rk	NSA	Overall+TE			DH Points			SL Points			GS Points			SG Points			AC Points		
		M+W	M	W	M+W	M	W	M+W	M	W	M+W	M	W	M+W	M	W	M+W	M	W
1	AUT	6174	3566	2608	1148	751	397	2200	1266	934	1209	749	460	1466	649	817	151	151	-
2	SUI	4647	2124	2523	1036	691	345	1682	691	991	713	371	342	1000	155	845	216	216	-
3	ITA	3873	1693	2180	959	483	476	660	333	327	1019	393	626	975	224	751	260	260	-
4	NOR	3611	2841	770	827	792	35	1134	848	286	863	576	287	629	467	162	158	158	-
5	FRA	2626	1677	949	417	319	98	577	486	91	900	466	434	501	175	326	231	231	-
6	USA	2433	542	1891	516	134	382	868	36	832	552	165	387	373	83	290	124	124	-
7	GER	2244	1190	1054	466	291	175	800	356	444	532	205	327	383	275	108	63	63	-
8	SWE	1815	764	1051	-	-	-	1268	473	795	522	276	246	10	-	10	15	15	-
9	SLO	839	394	445	48	48	-	165	15	150	481	188	293	61	59	2	84	84	-
10	SVK	577	23	554	-	-	-	455	10	445	122	13	109	-	-	-	-	-	-
11	CAN	506	309	197	97	97	-	210	34	176	72	56	16	81	76	5	46	46	-
12	LIE	464	-	464	170	-	170	-	-	-	18	-	18	276	-	276	-	-	-
13	GBR	201	160	41	-	-	-	161	160	1	40	-	40	-	-	-	-	-	-
14	RUS	178	178	-	-	-	-	59	59	-	39	39	-	-	-	-	80	80	-
15	CZE	97	1	96	70	-	70	19	-	19	-	-	-	7	-	7	1	1	-
16	CRO	90	90	-	-	-	-	18	18	-	72	72	-	-	-	-	-	-	-
17	JPN	35	14	21	-	-	-	27	12	15	6	-	6	-	-	-	2	2	-
18	SRB	31	-	31	-	-	-	31	-	31	-	-	-	-	-	-	-	-	-
19	HUN	18	-	18	18	-	18	-	-	-	-	-	-	-	-	-	-	-	-
20	POL	14	-	14	-	-	-	14	-	14	-	-	-	-	-	-	-	-	-
21	NED	12	-	12	-	-	-	6	-	6	6	-	6	-	-	-	-	-	-
22	FIN	11	11	-	5	5	-	-	-	-	-	-	-	-	-	-	6	6	-
23	KOR	4	4	-	-	-	-	4	4	-	-	-	-	-	-	-	-	-	-



AFTER 7th MEN'S SLALOM
MANUFACTURERS STANDINGS MEN

Number of Manufacturers: 7

Rank	Manufacturer	Points	Diff.	DH	SL	GS	SG	AC
1	Head	3040		1205	400	525	660	250
2	Rossignol	2005	- 1035	200	945	695	40	125
3	Atomic	1750	- 1290	110	695	515	200	230
4	Salomon	620	- 2420	135	215	50	120	100
5	Fischer	455	- 2585	80	230	-	145	-
6	Nordica	330	- 2710	185	100	-	-	45
7	Voelkl	215	- 2825	-	120	95	-	-

AFTER 7th MEN'S SLALOM
MANUFACTURERS STANDINGS OVERALL

Number of Manufacturers: 9

Rk	Manuf.	Overall			DH Points			SL Points			GS Points			SG Points			AC Points		
		M+W	M	W	M+W	M	W	M+W	M	W	M+W	M	W	M+W	M	W	M+W	M	W
1	Head	5360	3040	2320	1525	1205	320	1215	400	815	855	525	330	1515	660	855	250	250	-
2	Rossignol	4405	2005	2400	475	200	275	2095	945	1150	1295	695	600	415	40	375	125	125	-
3	Atomic	3500	1750	1750	410	110	300	1515	695	820	960	515	445	385	200	185	230	230	-
4	Fischer	735	455	280	80	80	-	320	230	90	-	-	-	335	145	190	-	-	-
5	Salomon	620	620	-	135	135	-	215	215	-	50	50	-	120	120	-	100	100	-
6	Stoeckli	580	-	580	160	-	160	-	-	-	280	-	280	140	-	140	-	-	-
7	Voelkl	510	215	295	-	-	-	290	120	170	135	95	40	85	-	85	-	-	-
8	Dynastar	375	-	375	110	-	110	40	-	40	180	-	180	45	-	45	-	-	-
9	Nordica	330	330	-	185	185	-	100	100	-	-	-	-	-	-	-	45	45	-