


AUDI FIS SKI WORLD CUP 2017/18

Lake Louise (CAN)

1st LADIES' DOWNHILL


ALPHABETICAL LIST OF COMPETITORS TRAINING 3


Number of Competitors: 58, Number of NSA: 16

NSA	FIS Code	Name	FIS Points (16th of November 2017 - List 6)									
			DH	SL	GS	SG	AC					
AUS (1)	45331	SMALL Greta	38.77	(127)	23.42	(187)	19.73	(175)	31.72	(155)	42.69	(103)
AUT (10)	56258	AGER Christina	15.92	(40)	34.22	(324)	24.09	(239)	18.89	(69)	19.11	(38)
	56336	DENGSCHERZ Dajana	19.02	(52)	88.10	(1347)	25.39	(264)	15.49	(50)	44.26	(113)
	56128	HUETTER Cornelia	4.23	(8)	712.89	(2921)	51.28	(786)	3.19	(7)	28.96	(56)
	56328	ORTLIEB Nina	24.14	(70)	110.69	(1708)	17.50	(141)	17.24	(60)	44.80	(116)
	56198	SCHEYER Christine	4.31	(11)	48.92	(577)	25.23	(261)	4.81	(14)	5.47	(19)
	55970	SCHMIDHOFER Nicole	4.57	(12)	874.31	(2937)	67.26	(1099)	2.24	(4)	418.41	(997)
	56087	SIEBENHOFER Ramona	5.07	(18)	55.80	(732)	22.64	(217)	28.40	(136)	5.37	(17)
	56088	TIPPLER Tamara	5.41	(24)	361.94	(2820)	77.28	(1304)	19.26	(72)	156.87	(585)
55947	VEITH Anna	4.57	(12)	30.78	(276)	6.00	(31)	5.43	(23)	4.21	(9)	
56177	VENIER Stephanie	4.30	(10)	83.24	(1266)	79.19	(1336)	2.87	(6)	37.47	(87)	
CAN (5)	107697	FLECKENSTEIN Stefanie	43.28	(142)	26.92	(223)	19.25	(166)	23.93	(96)	49.24	(131)
	105269	GAGNON Marie-Michele	25.66	(76)	5.42	(19)	5.33	(18)	12.61	(38)	3.00	(6)
	107613	GRENIER Valerie	23.71	(69)	31.44	(284)	14.66	(104)	27.50	(128)	5.99	(29)
	107583	REMME Roni	48.94	(161)	17.66	(118)	14.15	(93)	21.35	(83)	106.87	(397)
	107532	TOMMY Mikaela	57.32	(187)	20.25	(152)	8.00	(44)	18.20	(66)	42.32	(101)
CRO (1)	385096	POPOVIC Leona	63.45	(208)	18.08	(124)	11.49	(70)	25.98	(114)	5.91	(27)
CZE (2)	155563	KRIZOVA Klara	31.00	(95)	157.94	(2229)	64.08	(1039)	16.15	(56)	48.07	(128)
	155763	LEDECKA Ester	23.08	(63)	26.07	(208)	19.67	(173)	25.67	(109)	29.33	(58)
FRA (5)	197641	GAUCHE Laura	35.91	(111)	73.00	(1057)	25.85	(275)	15.84	(53)	43.03	(104)
	197383	GAUTHIER Tiffany	19.47	(53)	82.61	(1256)	18.92	(162)	5.77	(27)	69.66	(212)
	197497	MIRADOLI Romane	18.42	(48)	42.81	(462)	15.09	(111)	8.50	(35)	22.77	(43)
	197295	PIOT Jennifer	23.09	(65)	314.15	(2758)	36.07	(458)	25.20	(103)	47.19	(123)
	196928	WORLEY Tessa	40.63	(132)	47.29	(548)	0.00	(1)	4.04	(11)	24.71	(49)
GER (4)	206652	PFISTER Meike	21.59	(59)	71.15	(1017)	25.32	(262)	20.50	(76)	33.48	(70)
	205218	REBENBURG Viktoria	4.22	(7)	381.78	(2829)	3.65	(5)	3.99	(10)	120.06	(455)
	206668	WEIDLE Kira	25.22	(72)	146.42	(2130)	30.92	(366)	31.50	(154)	45.95	(118)
	206460	WENIG Michaela	17.38	(43)	81.90	(1246)	31.55	(380)	16.30	(57)	33.68	(71)

ALPHABETICAL LIST OF COMPETITORS TRAINING 3

Number of Competitors: 58, Number of NSA: 16

NSA	FIS Code	Name	FIS Points (16th of November 2017 - List 6)									
			DH	SL	GS	SG	AC					
HUN (1)	245066	MIKLOS Edit	4.88	(15)	262.64	(2660)	97.27	(1639)	29.98	(141)	125.66	(480)
ITA (8)	299466	DELAGO Nicol	19.65	(54)	98.54	(1530)	47.41	(704)	31.09	(151)	40.72	(95)
	296472	FANCHINI Elena	5.17	(20)	999.00	(2943)	135.35	(2060)	33.43	(167)	69.51	(211)
	296729	FANCHINI Nadia	4.57	(12)	132.66	(1994)	11.32	(65)	5.11	(19)	649.00	(1084)
	298323	GOGGIA Sofia	1.75	(2)	62.87	(869)	3.07	(3)	3.19	(7)	4.23	(11)
	297195	HOFER Anna	27.10	(83)	206.54	(2496)	15.98	(121)	13.34	(42)	40.00	(92)
	296427	SCHNARF Johanna	4.23	(8)	89.01	(1364)	68.12	(1118)	5.41	(22)	26.42	(50)
	298767	SOSIO Federica	26.03	(79)	15.06	(86)	63.08	(1017)	26.27	(115)	5.94	(28)
	296431	STUFFER Verena	5.57	(26)	999.00	(2943)	226.40	(2554)	25.52	(106)	140.79	(529)
LIE (1)	355050	WEIRATHER Tina	3.88	(5)	327.45	(2783)	5.31	(16)	0.00	(1)	44.15	(110)
MON (1)	375018	COLETTI Alexandra	27.98	(87)	999.00	(2943)	122.21	(1927)	17.53	(64)	57.71	(161)
NOR (2)	426257	LIE Kajsa Vickhoff	29.42	(91)	16.99	(109)	25.60	(269)	14.09	(45)	35.73	(78)
	425929	MOWINCKEL Ragnhild	5.99	(30)	54.17	(693)	4.85	(12)	4.95	(17)	4.21	(9)
NZL (1)	415213	WILLINGER Georgia	50.27	(164)	45.61	(510)	39.98	(560)	55.41	(342)	-	
SLO (1)	565320	FERK Marusa	23.26	(67)	5.99	(30)	13.01	(86)	21.02	(78)	4.05	(8)
SUI (7)	515997	FEIERABEND Denise	18.68	(51)	5.58	(23)	39.69	(552)	39.65	(227)	4.39	(12)
	516248	FLURY Jasmine	5.32	(23)	200.63	(2471)	24.37	(245)	5.64	(25)	73.22	(234)
	516284	GISIN Michelle	5.61	(27)	5.30	(16)	19.64	(172)	27.24	(125)	1.86	(4)
	516138	GUT Lara	3.15	(3)	47.00	(540)	3.85	(8)	1.98	(3)	6.00	(32)
	516185	HAEHLEN Joana	22.69	(62)	161.33	(2252)	38.03	(510)	5.43	(23)	46.60	(121)
	516219	NUFER Priska	22.23	(60)	101.64	(1576)	30.22	(355)	20.70	(77)	29.24	(57)
	516319	SUTER Corinne	5.22	(21)	213.78	(2532)	23.59	(228)	4.72	(13)	30.55	(63)
USA (8)	537582	COOK Stacey	5.08	(19)	435.78	(2853)	46.64	(691)	7.86	(33)	46.01	(119)
	6535455	JOHNSON Breezy	5.25	(22)	80.82	(1223)	55.35	(872)	24.84	(100)	124.89	(474)
	538685	MCKENNIS Alice	17.96	(44)	767.61	(2927)	106.50	(1756)	14.58	(48)	96.55	(356)
	6535600	MERRYWEATHER Alice	20.74	(58)	38.46	(398)	22.16	(210)	18.17	(65)	58.12	(166)
	538573	ROSS Laurene	4.19	(6)	322.91	(2775)	57.23	(910)	4.91	(15)	5.53	(21)
	6535237	SHIFFRIN Mikaela	22.53	(61)	0.00	(1)	1.08	(2)	5.70	(26)	4.03	(7)
	537544	VONN Lindsey	3.34	(4)	56.15	(739)	9.84	(56)	4.91	(15)	5.45	(18)
	539536	WILES Jacqueline	5.01	(17)	58.80	(786)	87.74	(1496)	13.73	(44)	49.57	(132)




AUDI FIS SKI WORLD CUP 2017/18

Lake Louise (CAN)


1st LADIES' DOWNHILL

 THU 30 NOV 2017
 Start Time: 12:00

DRAW LIST BY POINTS TRAINING 3
Number of Competitors: 58, Number of NSA: 16 Ranked 120 in the FIS List: JAY MARCHAND. M. FIS Pts: 37.29

No.	FIS Code	Name	NSA	WCSL-DH	WCSL-O	FIS-DH
1	298323	GOGGIA Sofia	ITA	510 (2)	1256 (3)	1.75 (1)
2	516138	GUT Lara	SUI	360 (3)	1018 (4)	3.15 (2)
3	537544	VONN Lindsey	USA	340 (4)	516 (15)	3.34 (3)
4	355050	WEIRATHER Tina	LIE	282 (5)	939 (7)	3.88 (4)
5	538573	ROSS Laurene	USA	249 (6)	422 (20)	4.19 (5)
6	205218	REBENSBURG Viktoria	GER	245 (7)	870 (8)	4.22 (6)
7	56128	HUETTER Cornelia	AUT	244 (8)	523 (14)	4.23 (8)
8	296427	SCHNARF Johanna	ITA	244 (8)	352 (32)	4.23 (7)
9	56177	VENIER Stephanie	AUT	237 (10)	550 (11)	4.30 (9)
10	56198	SCHEYER Christine	AUT	236 (11)	419 (22)	4.31 (10)
11	55970	SCHMIDHOFER Nicole	AUT	208 (12)	548 (12)	4.57 (13)
12	55947	VEITH Anna	AUT	208 (12)	397 (25)	4.57 (12)
13	296729	FANCHINI Nadia	ITA	208 (12)	361 (31)	4.57 (11)
14	245066	MIKLOS Edit	HUN	175 (15)	198 (47)	4.88 (14)
15	539536	WILES Jacqueline	USA	161 (17)	198 (47)	5.01 (15)
16	+500 6535237	SHIFFRIN Mikaela	USA	33 (38)	1724 (1)	22.53 (37)
17	56087	SIEBENHOFER Ramona	AUT	154 (18)	241 (41)	5.07 (16)
18	537582	COOK Stacey	USA	153 (19)	163 (54)	5.08 (17)
19	296472	FANCHINI Elena	ITA	144 (20)	152 (57)	5.17 (18)
20	516319	SUTER Corinne	SUI	138 (21)	296 (37)	5.22 (19)
21	6535455	JOHNSON Breezy	USA	135 (22)	162 (55)	5.25 (20)
22	516248	FLURY Jasmine	SUI	128 (23)	202 (46)	5.32 (21)
23	56088	TIPPLER Tamara	AUT	118 (24)	130 (64)	5.41 (22)
24	296431	STUFFER Verena	ITA	101 (26)	115 (68)	5.57 (23)
25	516284	GISIN Michelle	SUI	97 (27)	450 (18)	5.61 (24)
26	425929	MOWINCKEL Ragnhild	NOR	56 (30)	487 (16)	5.99 (25)
27	516219	NUFER Priska	SUI	42 (33)	110 (70)	22.23 (36)
28	538685	MCKENNIS Alice	USA	40 (34)	51 (86)	17.96 (28)
29	155763	LEDECKA Ester	CZE	37 (35)	61 (83)	23.08 (39)
30	299466	DELAGO Nicol	ITA	32 (39)	50 (88)	19.65 (33)
31	+500 196928	WORLEY Tessa	FRA	-	965 (6)	> 40.63 (53)
32	56258	AGER Christina	AUT	3 (52)	3 (138)	15.92 (26)
33	206460	WENIG Michaela	GER	24 (42)	24 (104)	17.38 (27)
34	197497	MIRADOLI Romane	FRA	7 (47)	59 (84)	18.42 (29)
35	515997	FEIERABEND Denise	SUI	13 (46)	249 (40)	18.68 (30)
36	56336	DENGSCHERZ Dajana	AUT	-	-	19.02 (31)



DRAW LIST BY POINTS TRAINING 3

Number of Competitors: 58, Number of NSA: 16 Ranked 120 in the FIS List: JAY MARCHAND. M. FIS Pts: 37.29

No.	FIS Code	Name	NSA	WCSL-DH	WCSL-O	FIS-DH
37	197383	GAUTHIER Tiffany	FRA	17 (45)	81 (80)	19.47 (32)
38	6535600	MERRYWEATHER Alice	USA	-	-	20.74 (34)
39	206652	PFISTER Meike	GER	-	-	21.59 (35)
40	516185	HAEHLEN Joana	SUI	30 (40)	135 (63)	22.69 (38)
41	197295	PIOT Jennifer	FRA	7 (47)	7 (122)	23.09 (40)
42	565320	FERK Marusa	SLO	5 (50)	161 (56)	23.26 (41)
43	107613	GRENIER Valerie	CAN	20 (43)	91 (77)	23.71 (42)
44	56328	ORTLIEB Nina	AUT	-	-	24.14 (43)
45	206668	WEIDLE Kira	GER	4 (51)	18 (111)	25.22 (44)
46	105269	GAGNON Marie-Michele	CAN	-	439 (19)	25.66 (45)
47	298767	SOSIO Federica	ITA	-	26 (102)	26.03 (46)
48	297195	HOFER Anna	ITA	-	4 (134)	27.10 (47)
49	375018	COLETTI Alexandra	MON	7 (47)	7 (122)	27.98 (48)
50	426257	LIE Kajsa Vickhoff	NOR	-	-	29.42 (49)
51	155563	KRIZOVA Klara	CZE	-	-	31.00 (50)
52	197641	GAUCHE Laura	FRA	-	19 (110)	35.91 (51)
53	45331	SMALL Greta	AUS	-	-	> 38.77 (52)
54	107697	FLECKENSTEIN Stefanie	CAN	-	-	> 43.28 (54)
55	107583	REMME Roni	CAN	-	-	> 48.94 (55)
56	415213	WILLINGER Georgia	NZL	-	-	> 50.27 (56)
57	107532	TOMMY Mikaela	CAN	-	3 (138)	> 57.32 (57)
58	385096	POPOVIC Leona	CRO	-	27 (101)	> 63.45 (58)

LEGEND			
+500	More than 500 points on WCSL-O after 15th place or after 30th place	WCSL-O	Overall WCSL points
WCSL-DH	World Cup Start List points for Downhill	No.	Control Number
FIS-DH	FIS points for Downhill		





AUDI FIS SKI WORLD CUP 2017/18

Lake Louise (CAN)



1st LADIES' DOWNHILL START LIST TRAINING 3

THU 30 NOV 2017
Start Time: 12:00

Jury			Technical Data	
TD FIS	Jenna GINSBERG	USA	Course Name	Men's Olympic / East Summit
Referee	Atle SKAARDAL	FIS	Start Altitude	2476 m
Assistant Referee	Jean-Philippe VULLIET	FIS	Finish Altitude	1680 m
Chief of Race	Jim BREWINGTON	CAN	Vertical Drop	796 m
			Course Length	3070 m
			Homologation Number	12177/11/16

Race Information

Course Setter	Jean-Philippe VULLIET	FIS		
Number of Gates	42			
Start Time	12:00			
Forerunners	A - Adrien GRABINSKI	CAN	D - Jake MEALEY	CAN
	B - Carson COOK	CAN	E - Sam WALL	CAN
	C - Will KING	CAN		

Number of Competitors: 58, Number of NSA: 16

Bib	FIS Code	Name	Year of Birth	Nation	Time	Ski
1	298323	GOGGIA Sofia	1992	ITA		Atomic
2	55970	SCHMIDHOFER Nicole	1989	AUT		Fischer
3	537544	VONN Lindsey	1984	USA		Head
4	6535237	SHIFFRIN Mikaela	1995	USA		Atomic
5	538573	ROSS Laurene	1988	USA		Voelkl
6	245066	MIKLOS Edit	1988	HUN		Head
7	56177	VENIER Stephanie	1993	AUT		Atomic
8	56087	SIEBENHOFER Ramona	1991	AUT		Fischer
9	355050	WEIRATHER Tina	1989	LIE		Head
10	537582	COOK Stacey	1984	USA		Stoeckli
11	516138	GUT Lara	1991	SUI		Head
12	539536	WILES Jacqueline	1992	USA		Rossignol
13	205218	REBENSBURG Viktoria	1989	GER		Stoeckli
14	296472	FANCHINI Elena	1985	ITA		Dynastar
15	56128	HUETTER Cornelia	1992	AUT		Head
16	516319	SUTER Corinne	1994	SUI		Head
17	296427	SCHNARF Johanna	1984	ITA		Fischer
18	296729	FANCHINI Nadia	1986	ITA		Dynastar
19	56198	SCHEYER Christine	1994	AUT		Head
20	55947	VEITH Anna	1989	AUT		Head
21	6535455	JOHNSON Breezy	1996	USA		Atomic
22	516248	FLURY Jasmine	1993	SUI		Stoeckli
23	299466	DELAGO Nicol	1996	ITA		Atomic



Number of Competitors: 58, Number of NSA: 16

Bib	FIS Code	Name	Year of Birth	Nation	Time	Ski
24	516219	NUFER Priska	1992	SUI	_____	Dynastar
25	56088	TIPPLER Tamara	1991	AUT	_____	Voelkl
26	538685	MCKENNIS Alice	1989	USA	_____	Head
27	516284	GISIN Michelle	1993	SUI	_____	Rossignol
28	425929	MOWINCKEL Ragnhild	1992	NOR	_____	Head
29	155763	LEDECKA Ester	1995	CZE	_____	Atomic
30	296431	STUFFER Verena	1984	ITA	_____	Fischer
31	196928	WORLEY Tessa	1989	FRA	_____	Rossignol
32	56258	AGER Christina	1995	AUT	_____	Atomic
33	206460	WENIG Michaela	1992	GER	_____	Voelkl
34	197497	MIRADOLI Romane	1994	FRA	_____	Dynastar
35	515997	FEIERABEND Denise	1989	SUI	_____	Head
36	56336	DENGSCHERZ Dajana	1996	AUT	_____	Head
37	197383	GAUTHIER Tiffany	1993	FRA	_____	Rossignol
38	6535600	MERRYWEATHER Alice	1996	USA	_____	Rossignol
39	206652	PFISTER Meike	1996	GER	_____	Rossignol
40	516185	HAEHLEN Joana	1992	SUI	_____	Voelkl
41	197295	PIOT Jennifer	1992	FRA	_____	Rossignol
42	565320	FERK Marusa	1988	SLO	_____	Stoeckli
43	107613	GRENIER Valerie	1996	CAN	_____	Rossignol
44	56328	ORTLIEB Nina	1996	AUT	_____	Head
45	206668	WEIDLE Kira	1996	GER	_____	Rossignol
46	105269	GAGNON Marie-Michele	1989	CAN	_____	Rossignol
47	298767	SOSIO Federica	1994	ITA	_____	Fischer
48	297195	HOFER Anna	1988	ITA	_____	Atomic
49	375018	COLETTI Alexandra	1983	MON	_____	Head
50	426257	LIE Kajsa Vickhoff	1998	NOR	_____	Rossignol
51	155563	KRIZOVA Klara	1989	CZE	_____	Voelkl
52	197641	GAUCHE Laura	1995	FRA	_____	Salomon
53	45331	SMALL Greta	1995	AUS	_____	Atomic
54	107697	FLECKENSTEIN Stefanie	1997	CAN	_____	Rossignol
55	107583	REMME Roni	1996	CAN	_____	Head
56	415213	WILLINGER Georgia	1997	NZL	_____	
57	107532	TOMMY Mikaela	1995	CAN	_____	Dynastar
58	385096	POPOVIC Leona	1997	CRO	_____	Fischer





AUDI FIS SKI WORLD CUP 2017/18

Lake Louise (CAN)



1st LADIES' DOWNHILL RESULTS TRAINING 3 BY RANK

THU 30 NOV 2017
Start Time: 12:00

Jury			Technical Data	
TD FIS	Jenna GINSBERG	USA	Course Name	Men's Olympic / East Summit
Referee	Atle SKAARDAL	FIS	Start Altitude	2476 m
Assistant Referee	Jean-Philippe VULLIET	FIS	Finish Altitude	1680 m
Chief of Race	Jim BREWINGTON	CAN	Vertical Drop	796 m
			Course Length	3070 m
			Homologation Number	12177/11/16

Race Information

Course Setter	Jean-Philippe VULLIET	FIS		
Number of Gates	42			
Start Time	12:00			
Forerunners	A - Adrien GRABINSKI	CAN	D - Jake MEALEY	CAN
	B - Carson COOK	CAN	E - Sam WALL	CAN
	C - Will KING	CAN		

Number of Competitors: 58, Number of NSA: 16

Rank	Bib	FIS Code	Name	Year of Birth	Nation	Time	Diff.	Dist. (m)	Ski
1	29	155763	LEDECKA Ester	1995	CZE	1:48.14			Atomic
2	3	537544	VONN Lindsey	1984	USA	1:48.29	0.15	4.25	Head
3	9	355050	WEIRATHER Tina	1989	LIE	1:48.68	0.54	15.25	Head
4	15	56128	HUETTER Cornelia	1992	AUT	1:48.78	0.64	18.06	Head
5	21	6535455	JOHNSON Breezy	1996	USA	1:48.90	0.76	21.43	Atomic
6	14	296472	FANCHINI Elena	1985	ITA	1:49.29	1.15	32.30	Dynastar
7	12	539536	WILES Jacqueline	1992	USA	1:49.51	1.37	38.41	Rossignol
8	45	206668	WEIDLE Kira	1996	GER	1:49.52	1.38	38.68	Rossignol
9	26	538685	MCKENNIS Alice	1989	USA	1:49.53	1.39	38.96	Head
10	8	56087	SIEBENHOFER Ramona	1991	AUT	1:49.57	1.43	40.07	Fischer
11	10	537582	COOK Stacey	1984	USA	1:49.58	1.44	40.34	Stoeckli
12	30	296431	STUFFER Verena	1984	ITA	1:49.70	1.56	43.66	Fischer
12	4	6535237	SHIFFRIN Mikaela	1995	USA	1:49.70	1.56	43.66	Atomic
12	2	55970	SCHMIDHOFER Nicole	1989	AUT	1:49.70	1.56	43.66	Fischer
15	11	516138	GUT Lara	1991	SUI	1:49.72	1.58	44.21	Head
16	*	20	VEITH Anna	1989	AUT	1:49.78	1.64	45.86	Head
17	28	425929	MOWINCKEL Ragnhild	1992	NOR	1:49.87	1.73	48.34	Head
18	25	56088	TIPPLER Tamara	1991	AUT	1:49.99	1.85	51.64	Voelkl
19	17	296427	SCHNARF Johanna	1984	ITA	1:50.11	1.97	54.93	Fischer
20	40	516185	HAEHLLEN Joana	1992	SUI	1:50.13	1.99	55.47	Voelkl

#892 _____



Number of Competitors: 58, Number of NSA: 16

Rank	Bib	FIS Code	Name	Year of Birth	Nation	Time	Diff.	Dist. (m)	Ski
21	23	299466	DELAGO Nicol	1996	ITA	1:50.15	2.01	56.02	Atomic
22	1	298323	GOGGIA Sofia	1992	ITA	1:50.16	2.02	56.29	Atomic
23	33	206460	WENIG Michaela	1992	GER	1:50.25	2.11	58.75	Voelkl
24	13	205218	REBENSBURG Viktoria	1989	GER	1:50.29	2.15	59.85	Stoeckli
25	19	56198	SCHEYER Christine	1994	AUT	1:50.31	2.17	60.39	Head
26	7	56177	VENIER Stephanie	1993	AUT	1:50.32	2.18	60.67	Atomic
27	35	515997	FEIERABEND Denise	1989	SUI	1:50.42	2.28	63.39	Head
28	41	197295	PIOT Jennifer	1992	FRA	1:50.43	2.29	63.66	Rossignol
29	34	197497	MIRADOLI Romane	1994	FRA	1:50.50	2.36	65.57	Dynastar
30	16	516319	SUTER Corinne	1994	SUI	1:50.55	2.41	66.93	Head
31	44	56328	ORTLIEB Nina	1996	AUT	1:50.62	2.48	68.83	Head
32	43	107613	GRENIER Valerie	1996	CAN	1:50.74	2.60	72.08	Rossignol
33	24	516219	NUFER Priska	1992	SUI	1:50.77	2.63	72.89	Dynastar
33	22	516248	FLURY Jasmine	1993	SUI	1:50.77	2.63	72.89	Stoeckli
35	32	56258	AGER Christina	1995	AUT	1:50.80	2.66	73.70	Atomic
36	18	296729	FANCHINI Nadia	1986	ITA	1:51.08	2.94	81.25	Dynastar
37	50	426257	LIE Kajsa Vickhoff	1998	NOR	1:51.14	3.00	82.87	Rossignol
38	27	516284	GISIN Michelle	1993	SUI	1:51.31	3.17	87.43	Rossignol
39	6	245066	MIKLOS Edit	1988	HUN	1:51.37	3.23	89.04	Head
40	* 49	375018	COLETTI Alexandra	1983	MON	1:51.54	3.40	93.58	Head
41	31	196928	WORLEY Tessa	1989	FRA	1:51.57	3.43	94.38	Rossignol
42	39	206652	PFISTER Meike	1996	GER	1:51.60	3.46	95.18	Rossignol
43	52	197641	GAUCHE Laura	1995	FRA	1:51.75	3.61	99.17	Salomon
44	* 48	297195	HOFER Anna	1988	ITA	1:51.90	3.76	103.16	Atomic
45	5	538573	ROSS Laurene	1988	USA	1:52.06	3.92	107.39	Voelkl
46	42	565320	FERK Marusa	1988	SLO	1:52.12	3.98	108.98	Stoeckli
47	* 38	6535600	MERRYWEATHER Alice	1996	USA	1:52.19	4.05	110.83	Rossignol
48	* 55	107583	REMME Roni	1996	CAN	1:52.37	4.23	115.57	Head
49	54	107697	FLECKENSTEIN Stefanie	1997	CAN	1:52.69	4.55	123.96	Rossignol
50	37	197383	GAUTHIER Tiffany	1993	FRA	1:53.06	4.92	133.60	Rossignol
51	51	155563	KRIZOVA Klara	1989	CZE	1:53.45	5.31	143.69	Voelkl
52	53	45331	SMALL Greta	1995	AUS	1:53.50	5.36	144.98	Atomic
53	57	107532	TOMMY Mikaela	1995	CAN	1:53.73	5.59	150.90	Dynastar
	36	56336	DENGSCHERZ Dajana	1996	AUT	DNF			Head
	46	105269	GAGNON Marie-Michele	1989	CAN	DNF			Rossignol
	47	298767	SOSIO Federica	1994	ITA	DNF			Fischer
	56	415213	WILLINGER Georgia	1997	NZL	DNF			
	58	385096	POPOVIC Leona	1997	CRO	DNF			Fischer

Technical Delegate:
Jenna GINSBERG (USA) #892

LEGEND
 * Potential disqualification DNF Did Not Finish





AUDI FIS SKI WORLD CUP 2017/18

Lake Louise (CAN)



1st LADIES' DOWNHILL

RESULTS TRAINING 3 BY BIB

THU 30 NOV 2017
Start Time: 12:00

Jury			Technical Data	
TD FIS	Jenna GINSBERG	USA	Course Name	Men's Olympic / East Summit
Referee	Atle SKAARDAL	FIS	Start Altitude	2476 m
Assistant Referee	Jean-Philippe VULLIET	FIS	Finish Altitude	1680 m
Chief of Race	Jim BREWINGTON	CAN	Vertical Drop	796 m
			Course Length	3070 m
			Homologation Number	12177/11/16

Race Information

Course Setter	Jean-Philippe VULLIET	FIS		
Number of Gates	42			
Start Time	12:00			
Forerunners	A - Adrien GRABINSKI	CAN	D - Jake MEALEY	CAN
	B - Carson COOK	CAN	E - Sam WALL	CAN
	C - Will KING	CAN		

Number of Competitors: 58, Number of NSA: 16

Bib	FIS Code	Name	Year of Birth	Nation	Time	Rank	Ski
1	298323	GOGGIA Sofia	1992	ITA	1:50.16	(22)	Atomic
2	55970	SCHMIDHOFER Nicole	1989	AUT	1:49.70	(12)	Fischer
3	537544	VONN Lindsey	1984	USA	1:48.29	(2)	Head
4	6535237	SHIFFRIN Mikaela	1995	USA	1:49.70	(12)	Atomic
5	538573	ROSS Laurene	1988	USA	1:52.06	(45)	Voelkl
6	245066	MIKLOS Edit	1988	HUN	1:51.37	(39)	Head
7	56177	VENIER Stephanie	1993	AUT	1:50.32	(26)	Atomic
8	56087	SIEBENHOFER Ramona	1991	AUT	1:49.57	(10)	Fischer
9	355050	WEIRATHER Tina	1989	LIE	1:48.68	(3)	Head
10	537582	COOK Stacey	1984	USA	1:49.58	(11)	Stoeckli
11	516138	GUT Lara	1991	SUI	1:49.72	(15)	Head
12	539536	WILES Jacqueline	1992	USA	1:49.51	(7)	Rossignol
13	205218	REBENSBURG Viktoria	1989	GER	1:50.29	(24)	Stoeckli
14	296472	FANCHINI Elena	1985	ITA	1:49.29	(6)	Dynastar
15	56128	HUETTER Cornelia	1992	AUT	1:48.78	(4)	Head
16	516319	SUTER Corinne	1994	SUI	1:50.55	(30)	Head
17	296427	SCHNARF Johanna	1984	ITA	1:50.11	(19)	Fischer
18	296729	FANCHINI Nadia	1986	ITA	1:51.08	(36)	Dynastar
19	56198	SCHEYER Christine	1994	AUT	1:50.31	(25)	Head
20	55947	VEITH Anna	1989	AUT	1:49.78	(16)	Head
21	6535455	JOHNSON Breezy	1996	USA	1:48.90	(5)	Atomic
22	516248	FLURY Jasmine	1993	SUI	1:50.77	(33)	Stoeckli

30-11-2017 / Lake Louise (CAN) / 5010

Page 1/2

Data Processing by LONGINES

www.fis-ski.com

LONGINES Timing

Generation Date: THU 30 NOV 2017

Time: 14:10

Document: 74A 1.0



Number of Competitors: 58, Number of NSA: 16

Bib	FIS Code	Name	Year of Birth	Nation	Time	Rank	Ski
23	299466	DELAGO Nicol	1996	ITA	1:50.15	(21)	Atomic
24	516219	NUFER Priska	1992	SUI	1:50.77	(33)	Dynastar
25	56088	TIPPLER Tamara	1991	AUT	1:49.99	(18)	Voelkl
26	538685	MCKENNIS Alice	1989	USA	1:49.53	(9)	Head
27	516284	GISIN Michelle	1993	SUI	1:51.31	(38)	Rossignol
28	425929	MOWINCKEL Ragnhild	1992	NOR	1:49.87	(17)	Head
29	155763	LEDECKA Ester	1995	CZE	1:48.14	(1)	Atomic
30	296431	STUFFER Verena	1984	ITA	1:49.70	(12)	Fischer
31	196928	WORLEY Tessa	1989	FRA	1:51.57	(41)	Rossignol
32	56258	AGER Christina	1995	AUT	1:50.80	(35)	Atomic
33	206460	WENIG Michaela	1992	GER	1:50.25	(23)	Voelkl
34	197497	MIRADOLI Romane	1994	FRA	1:50.50	(29)	Dynastar
35	515997	FEIERABEND Denise	1989	SUI	1:50.42	(27)	Head
36	56336	DENGSCHERZ Dajana	1996	AUT	DNF		Head
37	197383	GAUTHIER Tiffany	1993	FRA	1:53.06	(50)	Rossignol
38	6535600	MERRYWEATHER Alice	1996	USA	1:52.19	(47)	Rossignol
39	206652	PFISTER Meike	1996	GER	1:51.60	(42)	Rossignol
40	516185	HAEHLEN Joana	1992	SUI	1:50.13	(20)	Voelkl
41	197295	PIOT Jennifer	1992	FRA	1:50.43	(28)	Rossignol
42	565320	FERK Marusa	1988	SLO	1:52.12	(46)	Stoeckli
43	107613	GRENIER Valerie	1996	CAN	1:50.74	(32)	Rossignol
44	56328	ORTLIEB Nina	1996	AUT	1:50.62	(31)	Head
45	206668	WEIDLE Kira	1996	GER	1:49.52	(8)	Rossignol
46	105269	GAGNON Marie-Michele	1989	CAN	DNF		Rossignol
47	298767	SOSIO Federica	1994	ITA	DNF		Fischer
48	297195	HOFER Anna	1988	ITA	1:51.90	(44)	Atomic
49	375018	COLETTI Alexandra	1983	MON	1:51.54	(40)	Head
50	426257	LIE Kajsa Vickhoff	1998	NOR	1:51.14	(37)	Rossignol
51	155563	KRIZOVA Klara	1989	CZE	1:53.45	(51)	Voelkl
52	197641	GAUCHE Laura	1995	FRA	1:51.75	(43)	Salomon
53	45331	SMALL Greta	1995	AUS	1:53.50	(52)	Atomic
54	107697	FLECKENSTEIN Stefanie	1997	CAN	1:52.69	(49)	Rossignol
55	107583	REMME Roni	1996	CAN	1:52.37	(48)	Head
56	415213	WILLINGER Georgia	1997	NZL	DNF		
57	107532	TOMMY Mikaela	1995	CAN	1:53.73	(53)	Dynastar
58	385096	POPOVIC Leona	1997	CRO	DNF		Fischer

LEGEND

DNF Did Not Finish





AUDI FIS SKI WORLD CUP 2017/18

Lake Louise (CAN)




1st LADIES' DOWNHILL

THU 30 NOV 2017

PERFORMANCE ANALYSIS 1 TRAINING 3

Number of Competitors: 53

Rank	Bib	Name	Nation	Positions			Partials			Difference		Speed			
				Pos.	Time	Rank	Pos.	Time	Rank	Time	Dist(m)	Pos.	Km/h	Rank	
1	29	LEDECKA Ester	CZE	Int1: 19.94 (8)	Int2: 31.66 (4)	Int3: 52.73 (9)	I1-I2: 11.72 (8)	I2-I3: 21.07 (19)	I3-I4: 25.13 (1)	I4-I5: 17.21 (3)	I5-Fin: 13.07 (1)	0.10 0.21 0.50 0.38 0.29 0.00	0.00	Sp1: 125.38 (14) Sp2: 130.33 (1) Sp3: 106.87 (4)	Avg.: 102.20
2	3	VONN Lindsey	USA	Int1: 20.15 (30)	Int2: 31.80 (15)	Int3: 52.23 (1)	I1-I2: 11.65 (4)	I2-I3: 20.43 (1)	I3-I4: 25.25 (2)	I4-I5: 17.30 (4)	I5-Fin: 13.51 (15)	0.31 0.35 0.00 0.00 0.00 0.15	4.25	Sp1: 126.61 (2) Sp2: 129.15 (10) Sp3: 105.01 (16)	Avg.: 102.06
3	9	WEIRATHER Tina	LIE	Int1: 19.98 (12)	Int2: 31.74 (10)	Int3: 52.44 (5)	I1-I2: 11.76 (12)	I2-I3: 20.70 (3)	I3-I4: 25.26 (3)	I4-I5: 17.39 (12)	I5-Fin: 13.59 (18)	0.14 0.29 0.21 0.22 0.31 0.54	15.25	Sp1: 125.45 (13) Sp2: 130.30 (2) Sp3: 103.94 (29)	Avg.: 101.69
4	15	HUETTER Cornelia	AUT	Int1: 19.92 (4)	Int2: 31.75 (12)	Int3: 52.30 (2)	I1-I2: 11.83 (20)	I2-I3: 20.55 (2)	I3-I4: 26.06 (28)	I4-I5: 16.99 (1)	I5-Fin: 13.43 (7)	0.08 0.30 0.07 0.88 0.57 0.64	18.06	Sp1: 124.46 (26) Sp2: 129.19 (9) Sp3: 109.49 (1)	Avg.: 101.60
5	21	JOHNSON Breezy	USA	Int1: 19.94 (8)	Int2: 31.70 (7)	Int3: 52.96 (17)	I1-I2: 11.76 (12)	I2-I3: 21.26 (31)	I3-I4: 25.58 (6)	I4-I5: 17.04 (2)	I5-Fin: 13.32 (2)	0.10 0.25 0.73 1.06 0.80 0.76	21.43	Sp1: 124.38 (28) Sp2: 129.89 (6) Sp3: 109.44 (2)	Avg.: 101.49
6	14	FANCHINI Elena	ITA	Int1: 19.84 (1)	Int2: 31.48 (2)	Int3: 52.32 (3)	I1-I2: 11.64 (3)	I2-I3: 20.84 (8)	I3-I4: 25.96 (24)	I4-I5: 17.41 (14)	I5-Fin: 13.60 (21)	0.00 0.03 0.09 0.80 0.91 1.15	32.30	Sp1: 124.28 (29) Sp2: 129.14 (11) Sp3: 103.89 (30)	Avg.: 101.13
7	12	WILES Jacqueline	USA	Int1: 19.95 (10)	Int2: 31.82 (17)	Int3: 52.86 (13)	I1-I2: 11.87 (26)	I2-I3: 21.04 (15)	I3-I4: 25.82 (14)	I4-I5: 17.51 (22)	I5-Fin: 13.32 (2)	0.11 0.37 0.63 1.20 1.41 1.37	38.41	Sp1: 126.41 (4) Sp2: 129.08 (12) Sp3: 106.45 (5)	Avg.: 100.92



PERFORMANCE ANALYSIS 1 TRAINING 3

Number of Competitors: 53

Rank	Bib	Name	Nation	Positions			Partials			Difference		Speed		
				Pos.	Time	Rank	Pos.	Time	Rank	Time	Dist(m)	Pos.	Km/h	Rank
8	45	WEIDLE Kira	GER	Int1:	20.12	(27)	I1-I2:	11.98	(35)	0.28		Sp1:	125.37	(15)
				Int2:	32.10	(33)	I2-I3:	21.25	(29)	0.65		Sp2:		
				Int3:	53.35	(32)	I3-I4:			1.12		Sp3:	105.22	(14)
				Int4:			I4-I5:							
				Int5:	1:36.05	(13)	I5-Fin:	13.47	(13)	1.27				
				Fin:	1:49.52	(8)				1.38	38.68	Avg.:	100.91	
9	26	MCKENNIS Alice	USA	Int1:	19.96	(11)	I1-I2:	11.58	(2)	0.12		Sp1:	125.35	(16)
				Int2:	31.54	(3)	I2-I3:	21.20	(24)	0.09		Sp2:	130.15	(5)
				Int3:	52.74	(10)	I3-I4:	25.58	(6)	0.51		Sp3:	107.01	(3)
				Int4:	1:18.32	(6)	I4-I5:	17.33	(6)	0.84				
				Int5:	1:35.65	(6)	I5-Fin:	13.88	(43)	0.87				
				Fin:	1:49.53	(9)				1.39	38.96	Avg.:	100.90	
10	8	SIEBENHOFER Ramona	AUT	Int1:	20.10	(25)	I1-I2:	11.77	(14)	0.26		Sp1:	124.47	(25)
				Int2:	31.87	(20)	I2-I3:	20.78	(7)	0.42		Sp2:	128.74	(14)
				Int3:	52.65	(7)	I3-I4:	25.89	(16)	0.42		Sp3:	104.88	(19)
				Int4:	1:18.54	(10)	I4-I5:	17.44	(18)	1.06				
				Int5:	1:35.98	(12)	I5-Fin:	13.59	(18)	1.20				
				Fin:	1:49.57	(10)				1.43	40.07	Avg.:	100.87	
11	10	COOK Stacey	USA	Int1:	19.93	(6)	I1-I2:	11.87	(26)	0.09		Sp1:	125.56	(10)
				Int2:	31.80	(15)	I2-I3:	21.05	(17)	0.35		Sp2:	127.78	(21)
				Int3:	52.85	(12)	I3-I4:	25.89	(16)	0.62		Sp3:	104.75	(23)
				Int4:	1:18.74	(15)	I4-I5:	17.44	(18)	1.26				
				Int5:	1:36.18	(14)	I5-Fin:	13.40	(5)	1.40				
				Fin:	1:49.58	(11)				1.44	40.34	Avg.:	100.86	
12	30	STUFFER Verena	ITA	Int1:	19.91	(3)	I1-I2:	11.54	(1)	0.07		Sp1:	125.76	(9)
				Int2:	31.45	(1)	I2-I3:	21.57	(40)	0.00		Sp2:	128.57	(16)
				Int3:	53.02	(21)	I3-I4:	26.02	(27)	0.79		Sp3:	104.18	(27)
				Int4:	1:19.04	(21)	I4-I5:	17.31	(5)	1.56				
				Int5:	1:36.35	(19)	I5-Fin:	13.35	(4)	1.57				
				Fin:	1:49.70	(12)				1.56	43.66	Avg.:	100.75	
12	4	SHIFFRIN Mikaela	USA	Int1:	20.25	(37)	I1-I2:	11.70	(6)	0.41		Sp1:	125.17	(19)
				Int2:	31.95	(24)	I2-I3:	20.75	(5)	0.50		Sp2:	128.36	(19)
				Int3:	52.70	(8)	I3-I4:	25.87	(15)	0.47		Sp3:	104.99	(17)
				Int4:	1:18.57	(12)	I4-I5:	17.37	(10)	1.09				
				Int5:	1:35.94	(11)	I5-Fin:	13.76	(31)	1.16				
				Fin:	1:49.70	(12)				1.56	43.66	Avg.:	100.75	
12	2	SCHMIDHOFER Nicole	AUT	Int1:	20.29	(39)	I1-I2:	12.10	(44)	0.45		Sp1:	122.26	(45)
				Int2:	32.39	(42)	I2-I3:	20.77	(6)	0.94		Sp2:	129.59	(7)
				Int3:	53.16	(26)	I3-I4:	25.36	(5)	0.93		Sp3:	104.89	(18)
				Int4:	1:18.52	(9)	I4-I5:	17.39	(12)	1.04				
				Int5:	1:35.91	(10)	I5-Fin:	13.79	(33)	1.13				
				Fin:	1:49.70	(12)				1.56	43.66	Avg.:	100.75	
15	11	GUT Lara	SUI	Int1:	19.98	(12)	I1-I2:	11.77	(14)	0.14		Sp1:	124.99	(21)
				Int2:	31.75	(12)	I2-I3:	20.86	(9)	0.30		Sp2:	126.00	(40)
				Int3:	52.61	(6)	I3-I4:	25.81	(13)	0.38		Sp3:	104.35	(26)
				Int4:	1:18.42	(8)	I4-I5:	17.46	(21)	0.94				
				Int5:	1:35.88	(8)	I5-Fin:	13.84	(40)	1.10				
				Fin:	1:49.72	(15)				1.58	44.21	Avg.:	100.73	
16	20	VEITH Anna	AUT	Int1:	20.16	(32)	I1-I2:	11.81	(0)	0.32		Sp1:	125.07	(20)
				Int2:	31.97	(26)	I2-I3:	21.00	(0)	0.52		Sp2:	123.94	(46)
				Int3:	52.97	(18)	I3-I4:	25.31	(0)	0.74		Sp3:	106.18	(6)
				Int4:	1:18.28	(4)	I4-I5:	17.62	(0)	0.80				
				Int5:	1:35.90	(9)	I5-Fin:	13.88	(0)	1.12				
				Fin:	1:49.78	(16)				1.64	45.86	Avg.:	100.67	



PERFORMANCE ANALYSIS 1 TRAINING 3

Number of Competitors: 53

Rank	Bib	Name	Nation	Positions			Partials			Difference		Speed		
				Pos.	Time	Rank	Pos.	Time	Rank	Time	Dist(m)	Pos.	Km/h	Rank
17	28	MOWINCKEL Ragnhild	NOR	Int1:	20.05	(20)	I1-I2:	11.94	(32)	0.21		Sp1:	125.48	(11)
				Int2:	31.99	(28)	I2-I3:	21.00	(12)	0.54		Sp2:	123.21	(48)
				Int3:	52.99	(20)	I3-I4:	25.73	(12)	0.76		Sp3:	102.41	(37)
				Int4:	1:18.72	(14)	I4-I5:	17.69	(33)	1.24				
				Int5:	1:36.41	(20)	I5-Fin:	13.46	(10)	1.63				
				Fin:	1:49.87	(17)				1.73	48.34	Avg.:	100.59	
18	25	TIPLER Tamara	AUT	Int1:	19.93	(6)	I1-I2:	11.81	(16)	0.09		Sp1:	124.71	(23)
				Int2:	31.74	(10)	I2-I3:	21.09	(20)	0.29		Sp2:	128.70	(15)
				Int3:	52.83	(11)	I3-I4:	25.92	(20)	0.60		Sp3:	104.49	(25)
				Int4:	1:18.75	(16)	I4-I5:	17.43	(17)	1.27				
				Int5:	1:36.18	(14)	I5-Fin:	13.81	(36)	1.40				
				Fin:	1:49.99	(18)				1.85	51.64	Avg.:	100.48	
19	17	SCHNARF Johanna	ITA	Int1:	20.11	(26)	I1-I2:	11.82	(19)	0.27		Sp1:	124.52	(24)
				Int2:	31.93	(23)	I2-I3:	21.04	(15)	0.48		Sp2:	130.25	(3)
				Int3:	52.97	(18)	I3-I4:	25.95	(22)	0.74		Sp3:	99.31	(47)
				Int4:	1:18.92	(20)	I4-I5:	17.51	(22)	1.44				
				Int5:	1:36.43	(21)	I5-Fin:	13.68	(29)	1.65				
				Fin:	1:50.11	(19)				1.97	54.93	Avg.:	100.37	
20	40	HAEHLEN Joana	SUI	Int1:	19.87	(2)	I1-I2:	11.85	(21)	0.03		Sp1:	125.31	(17)
				Int2:	31.72	(8)	I2-I3:	21.21	(25)	0.27		Sp2:	129.44	(8)
				Int3:	52.93	(16)	I3-I4:	26.38	(43)	0.70		Sp3:	105.08	(15)
				Int4:	1:19.31	(27)	I4-I5:	17.34	(7)	1.83				
				Int5:	1:36.65	(23)	I5-Fin:	13.48	(14)	1.87				
				Fin:	1:50.13	(20)				1.99	55.47	Avg.:	100.35	
21	23	DELAGO Nicol	ITA	Int1:	20.01	(17)	I1-I2:	11.89	(29)	0.17		Sp1:	123.00	(40)
				Int2:	31.90	(21)	I2-I3:	21.28	(32)	0.45		Sp2:	126.83	(30)
				Int3:	53.18	(27)	I3-I4:	25.68	(10)	0.95		Sp3:	96.86	(53)
				Int4:	1:18.86	(18)	I4-I5:	17.72	(36)	1.38				
				Int5:	1:36.58	(22)	I5-Fin:	13.57	(17)	1.80				
				Fin:	1:50.15	(21)				2.01	56.02	Avg.:	100.34	
22	1	GOGGIA Sofia	ITA	Int1:	20.33	(43)	I1-I2:	11.94	(32)	0.49		Sp1:	120.83	(52)
				Int2:	32.27	(39)	I2-I3:	20.96	(11)	0.82		Sp2:	127.17	(28)
				Int3:	53.23	(28)	I3-I4:	25.67	(9)	1.00		Sp3:	104.84	(20)
				Int4:	1:18.90	(19)	I4-I5:	17.42	(15)	1.42				
				Int5:	1:36.32	(17)	I5-Fin:	13.84	(40)	1.54				
				Fin:	1:50.16	(22)				2.02	56.29	Avg.:	100.33	
23	33	WENIG Michaela	GER	Int1:	20.12	(27)	I1-I2:	11.72	(8)	0.28		Sp1:	125.97	(7)
				Int2:	31.84	(18)	I2-I3:	21.22	(26)	0.39		Sp2:	126.64	(32)
				Int3:	53.06	(23)	I3-I4:	26.25	(36)	0.83		Sp3:	103.87	(32)
				Int4:	1:19.31	(27)	I4-I5:	17.51	(22)	1.83				
				Int5:	1:36.82	(27)	I5-Fin:	13.43	(7)	2.04				
				Fin:	1:50.25	(23)				2.11	58.75	Avg.:	100.24	
24	13	REBENBURG Viktoria	GER	Int1:	19.92	(4)	I1-I2:	11.74	(10)	0.08		Sp1:	126.40	(5)
				Int2:	31.66	(4)	I2-I3:	20.72	(4)	0.21		Sp2:	126.66	(31)
				Int3:	52.38	(4)	I3-I4:	26.42	(45)	0.15		Sp3:	105.51	(13)
				Int4:	1:18.80	(17)	I4-I5:	17.52	(25)	1.32				
				Int5:	1:36.32	(17)	I5-Fin:	13.97	(48)	1.54				
				Fin:	1:50.29	(24)				2.15	59.85	Avg.:	100.21	
25	19	SCHEYER Christine	AUT	Int1:	20.05	(20)	I1-I2:	11.92	(31)	0.21		Sp1:	125.94	(8)
				Int2:	31.97	(26)	I2-I3:	21.06	(18)	0.52		Sp2:	128.39	(18)
				Int3:	53.03	(22)	I3-I4:	26.32	(40)	0.80		Sp3:	106.12	(7)
				Int4:	1:19.35	(31)	I4-I5:	17.37	(10)	1.87				
				Int5:	1:36.72	(24)	I5-Fin:	13.59	(18)	1.94				
				Fin:	1:50.31	(25)				2.17	60.39	Avg.:	100.19	



PERFORMANCE ANALYSIS 1 TRAINING 3

Number of Competitors: 53

Rank	Bib	Name	Nation	Positions			Partials			Difference		Speed		
				Pos.	Time	Rank	Pos.	Time	Rank	Time	Dist(m)	Pos.	Km/h	Rank
26	7	VENIER Stephanie	AUT	Int1:	19.98	(12)	I1-I2:	11.86	(25)	0.14	60.67	Sp1:	126.45	(3)
				Int2:	31.84	(18)	I2-I3:	21.22	(26)	0.39		Sp2:	127.45	(27)
				Int3:	53.06	(23)	I3-I4:	26.09	(31)	0.83		Sp3:	104.58	(24)
				Int4:	1:19.15	(23)	I4-I5:	17.73	(39)	1.67		Avg.:	100.18	
				Int5:	1:36.88	(28)	I5-Fin:	13.44	(9)	2.10				
				Fin:	1:50.32	(26)	2.18							
27	35	FEIERABEND Denise	SUI	Int1:	20.23	(36)	I1-I2:	11.85	(21)	0.39	63.39	Sp1:	122.11	(48)
				Int2:	32.08	(32)	I2-I3:	21.34	(33)	0.63		Sp2:	130.17	(4)
				Int3:	53.42	(36)	I3-I4:	25.99	(25)	1.19		Sp3:	101.72	(43)
				Int4:	1:19.41	(33)	I4-I5:	17.35	(8)	1.93		Avg.:	100.09	
				Int5:	1:36.76	(26)	I5-Fin:	13.66	(26)	1.98				
				Fin:	1:50.42	(27)	2.28							
28	41	PIOT Jennifer	FRA	Int1:	20.18	(34)	I1-I2:	11.85	(21)	0.34	63.66	Sp1:	123.77	(36)
				Int2:	32.03	(30)	I2-I3:	21.49	(39)	0.58		Sp2:	123.76	(47)
				Int3:	53.52	(37)	I3-I4:	25.68	(10)	1.29		Sp3:	102.06	(39)
				Int4:	1:19.20	(24)	I4-I5:	17.68	(31)	1.72		Avg.:	100.08	
				Int5:	1:36.88	(28)	I5-Fin:	13.55	(16)	2.10				
				Fin:	1:50.43	(28)	2.29							
29	34	MIRADOLI Romane	FRA	Int1:	20.17	(33)	I1-I2:	12.05	(40)	0.33	65.57	Sp1:	125.48	(11)
				Int2:	32.22	(36)	I2-I3:	21.17	(22)	0.77		Sp2:	128.97	(13)
				Int3:	53.39	(34)	I3-I4:	25.99	(25)	1.16		Sp3:	106.06	(8)
				Int4:	1:19.38	(32)	I4-I5:	17.36	(9)	1.90		Avg.:	100.02	
				Int5:	1:36.74	(25)	I5-Fin:	13.76	(31)	1.96				
				Fin:	1:50.50	(29)	2.36							
30	16	SUTER Corinne	SUI	Int1:	19.99	(16)	I1-I2:	11.74	(10)	0.15	66.93	Sp1:	124.08	(30)
				Int2:	31.73	(9)	I2-I3:	21.40	(35)	0.28		Sp2:	127.64	(23)
				Int3:	53.13	(25)	I3-I4:	26.21	(34)	0.90		Sp3:	101.99	(40)
				Int4:	1:19.34	(30)	I4-I5:	17.56	(26)	1.86		Avg.:	99.97	
				Int5:	1:36.90	(30)	I5-Fin:	13.65	(25)	2.12				
				Fin:	1:50.55	(30)	2.41							
31	44	ORTLIEB Nina	AUT	Int1:	20.15	(30)	I1-I2:	12.07	(42)	0.31	68.83	Sp1:	123.73	(37)
				Int2:	32.22	(36)	I2-I3:	21.18	(23)	0.77		Sp2:	128.56	(17)
				Int3:	53.40	(35)	I3-I4:	25.89	(16)	1.17		Sp3:	103.23	(35)
				Int4:	1:19.29	(26)	I4-I5:	17.70	(34)	1.81		Avg.:	99.91	
				Int5:	1:36.99	(32)	I5-Fin:	13.63	(24)	2.21				
				Fin:	1:50.62	(31)	2.48							
32	43	GRENIER Valerie	CAN	Int1:	20.07	(23)	I1-I2:	11.71	(7)	0.23	72.08	Sp1:	123.93	(33)
				Int2:	31.78	(14)	I2-I3:	21.58	(41)	0.33		Sp2:	127.15	(29)
				Int3:	53.36	(33)	I3-I4:	26.06	(28)	1.13		Sp3:	104.84	(20)
				Int4:	1:19.42	(34)	I4-I5:	17.64	(30)	1.94		Avg.:	99.80	
				Int5:	1:37.06	(34)	I5-Fin:	13.68	(29)	2.28				
				Fin:	1:50.74	(32)	2.60							
33	24	NUFER Priska	SUI	Int1:	20.20	(35)	I1-I2:	12.01	(37)	0.36	72.89	Sp1:	121.11	(51)
				Int2:	32.21	(35)	I2-I3:	21.10	(21)	0.76		Sp2:	124.59	(45)
				Int3:	53.31	(30)	I3-I4:	25.89	(16)	1.08		Sp3:	106.02	(10)
				Int4:	1:19.20	(24)	I4-I5:	17.78	(41)	1.72		Avg.:	99.77	
				Int5:	1:36.98	(31)	I5-Fin:	13.79	(33)	2.20				
				Fin:	1:50.77	(33)	2.63							
33	22	FLURY Jasmine	SUI	Int1:	19.98	(12)	I1-I2:	11.69	(5)	0.14	72.89	Sp1:	125.29	(18)
				Int2:	31.67	(6)	I2-I3:	21.25	(29)	0.22		Sp2:	126.14	(37)
				Int3:	52.92	(14)	I3-I4:	26.39	(44)	0.69		Sp3:	97.71	(51)
				Int4:	1:19.31	(27)	I4-I5:	17.80	(42)	1.83		Avg.:	99.77	
				Int5:	1:37.11	(35)	I5-Fin:	13.66	(26)	2.33				
				Fin:	1:50.77	(33)	2.63							



PERFORMANCE ANALYSIS 1 TRAINING 3

Number of Competitors: 53

Rank	Bib	Name	Nation	Positions			Partials			Difference		Speed		
				Pos.	Time	Rank	Pos.	Time	Rank	Time	Dist(m)	Pos.	Km/h	Rank
35	32	AGER Christina	AUT	Int1:	20.06	(22)	I1-I2:	11.85	(21)	0.22		Sp1:	127.09	(1)
				Int2:	31.91	(22)	I2-I3:	21.01	(14)	0.46		Sp2:	127.70	(22)
				Int3:	52.92	(14)	I3-I4:	26.19	(33)	0.69		Sp3:	105.95	(12)
				Int4:	1:19.11	(22)	I4-I5:	18.28	(52)	1.63				
				Int5:	1:37.39	(37)	I5-Fin:	13.41	(6)	2.61				
				Fin:	1:50.80	(35)				2.66	73.70	Avg.:	99.75	
36	18	FANCHINI Nadia	ITA	Int1:	20.33	(43)	I1-I2:	11.99	(36)	0.49		Sp1:	124.05	(32)
				Int2:	32.32	(41)	I2-I3:	20.95	(10)	0.87		Sp2:	127.49	(26)
				Int3:	53.27	(29)	I3-I4:	26.33	(41)	1.04		Sp3:	98.84	(50)
				Int4:	1:19.60	(35)	I4-I5:	17.44	(18)	2.12				
				Int5:	1:37.04	(33)	I5-Fin:	14.04	(50)	2.26				
				Fin:	1:51.08	(36)				2.94	81.25	Avg.:	99.50	
37	50	LIE Kajsa Vickhoff	NOR	Int1:	20.30	(40)	I1-I2:	12.20	(49)	0.46		Sp1:	124.42	(27)
				Int2:	32.50	(43)	I2-I3:	21.47	(38)	1.05		Sp2:	126.49	(34)
				Int3:	53.97	(41)	I3-I4:	25.94	(21)	1.74		Sp3:	104.10	(28)
				Int4:	1:19.91	(38)	I4-I5:	17.42	(15)	2.43				
				Int5:	1:37.33	(36)	I5-Fin:	13.81	(36)	2.55				
				Fin:	1:51.14	(37)				3.00	82.87	Avg.:	99.44	
38	27	GISIN Michelle	SUI	Int1:	20.30	(40)	I1-I2:	12.44	(53)	0.46		Sp1:	122.32	(43)
				Int2:	32.74	(49)	I2-I3:	21.40	(35)	1.29		Sp2:	127.52	(25)
				Int3:	54.14	(43)	I3-I4:	26.13	(32)	1.91		Sp3:	101.85	(41)
				Int4:	1:20.27	(43)	I4-I5:	17.58	(27)	2.79				
				Int5:	1:37.85	(42)	I5-Fin:	13.46	(10)	3.07				
				Fin:	1:51.31	(38)				3.17	87.43	Avg.:	99.29	
39	6	MIKLOS Edit	HUN	Int1:	20.09	(24)	I1-I2:	11.90	(30)	0.25		Sp1:	124.07	(31)
				Int2:	31.99	(28)	I2-I3:			0.54		Sp2:	126.09	(38)
				Int3:			I3-I4:					Sp3:	97.22	(52)
				Int4:	1:19.78	(37)	I4-I5:	17.77	(40)	2.30				
				Int5:	1:37.55	(39)	I5-Fin:	13.82	(38)	2.77				
				Fin:	1:51.37	(39)				3.23	89.04	Avg.:	99.24	
40	49	COLETTI Alexandra	MON	Int1:	20.14	(29)	I1-I2:	11.81	(0)	0.30		Sp1:	126.08	(6)
				Int2:	31.95	(24)	I2-I3:	21.75	(0)	0.50		Sp2:	122.49	(49)
				Int3:	53.70	(39)	I3-I4:	26.25	(0)	1.47		Sp3:	103.88	(31)
				Int4:	1:19.95	(39)	I4-I5:	17.68	(0)	2.47				
				Int5:	1:37.63	(40)	I5-Fin:	13.91	(0)	2.85				
				Fin:	1:51.54	(40)				3.40	93.58	Avg.:	99.09	
41	31	WORLEY Tessa	FRA	Int1:	20.44	(46)	I1-I2:	12.16	(46)	0.60		Sp1:	122.30	(44)
				Int2:	32.60	(46)	I2-I3:	21.79	(46)	1.15		Sp2:	126.09	(38)
				Int3:	54.39	(46)	I3-I4:	25.64	(8)	2.16		Sp3:	106.06	(8)
				Int4:	1:20.03	(40)	I4-I5:	17.70	(34)	2.55				
				Int5:	1:37.73	(41)	I5-Fin:	13.84	(40)	2.95				
				Fin:	1:51.57	(41)				3.43	94.38	Avg.:	99.06	
42	39	PFISTER Meike	GER	Int1:	20.03	(19)	I1-I2:	12.04	(39)	0.19		Sp1:	121.74	(49)
				Int2:	32.07	(31)	I2-I3:	21.24	(28)	0.62		Sp2:	127.59	(24)
				Int3:	53.31	(30)	I3-I4:	26.31	(39)	1.08		Sp3:	103.66	(33)
				Int4:	1:19.62	(36)	I4-I5:	17.87	(46)	2.14				
				Int5:	1:37.49	(38)	I5-Fin:	14.11	(51)	2.71				
				Fin:	1:51.60	(42)				3.46	95.18	Avg.:	99.03	
43	52	GAUCHE Laura	FRA	Int1:	20.63	(50)	I1-I2:	12.09	(43)	0.79		Sp1:	122.55	(41)
				Int2:	32.72	(48)	I2-I3:	21.75	(44)	1.27		Sp2:	128.18	(20)
				Int3:	54.47	(47)	I3-I4:	25.95	(22)	2.24		Sp3:	104.81	(22)
				Int4:	1:20.42	(44)	I4-I5:	17.72	(36)	2.94				
				Int5:	1:38.14	(44)	I5-Fin:	13.61	(22)	3.36				
				Fin:	1:51.75	(43)				3.61	99.17	Avg.:	98.90	



PERFORMANCE ANALYSIS 1 TRAINING 3

Number of Competitors: 53

Rank	Bib	Name	Nation	Positions			Partials			Difference		Speed			
				Pos.	Time	Rank	Pos.	Time	Rank	Time	Dist(m)	Pos.	Km/h	Rank	
44	48	HOFER Anna	ITA	Int1:	20.50	(47)	I1-I2:	12.01	(0)	0.66	103.16	Sp1:	122.20	(46)	
				Int2:	32.51	(44)	I2-I3:	21.46	(0)	1.06		Sp2:	120.69	(51)	
				Int3:	53.97	(41)	I3-I4:	26.08	(0)	1.74		Sp3:	101.76	(42)	
				Int4:	1:20.05	(41)	I4-I5:	18.03	(0)	2.57					
				Int5:	1:38.08	(43)	I5-Fin:	13.82	(0)	3.30					
				Fin:	1:51.90	(44)				3.76			Avg.:	98.77	
45	5	ROSS Laurene	USA	Int1:	20.25	(37)	I1-I2:	11.97	(34)	0.41	107.39	Sp1:	121.68	(50)	
				Int2:	32.22	(36)	I2-I3:	21.62	(42)	0.77		Sp2:	126.59	(33)	
				Int3:	53.84	(40)	I3-I4:	26.22	(35)	1.61		Sp3:	100.70	(46)	
				Int4:	1:20.06	(42)	I4-I5:	18.09	(51)	2.58					
				Int5:	1:38.15	(45)	I5-Fin:	13.91	(46)	3.37					
				Fin:	1:52.06	(45)				3.92			Avg.:	98.63	
46	42	FERK Marusa	SLO	Int1:	20.40	(45)	I1-I2:	11.87	(26)	0.56	108.98	Sp1:	122.55	(41)	
				Int2:	32.27	(39)	I2-I3:	22.00	(50)	0.82		Sp2:	125.99	(41)	
				Int3:	54.27	(45)	I3-I4:	26.34	(42)	2.04		Sp3:	102.15	(38)	
				Int4:	1:20.61	(45)	I4-I5:	17.72	(36)	3.13					
				Int5:	1:38.33	(46)	I5-Fin:	13.79	(33)	3.55					
				Fin:	1:52.12	(46)				3.98			Avg.:	98.57	
47	38	MERRYWEATHER Alice	USA	Int1:	20.02	(18)	I1-I2:	12.16	(0)	0.18	110.83	Sp1:	124.75	(22)	
				Int2:	32.18	(34)	I2-I3:	21.39	(0)	0.73		Sp2:	120.20	(52)	
				Int3:	53.57	(38)	I3-I4:	27.15	(0)	1.34		Sp3:	100.92	(45)	
				Int4:	1:20.72	(46)	I4-I5:	17.81	(0)	3.24					
				Int5:	1:38.53	(47)	I5-Fin:	13.66	(0)	3.75					
				Fin:	1:52.19	(47)				4.05			Avg.:	98.51	
48	55	REMME Roni	CAN	Int1:	20.32	(42)	I1-I2:	12.20	(0)	0.48	115.57	Sp1:	123.89	(35)	
				Int2:	32.52	(45)	I2-I3:	21.65	(0)	1.07		Sp2:	122.34	(50)	
				Int3:	54.17	(44)	I3-I4:	26.89	(0)	1.94		Sp3:	106.02	(10)	
				Int4:	1:21.06	(47)	I4-I5:	17.85	(0)	3.58					
				Int5:	1:38.91	(49)	I5-Fin:	13.46	(0)	4.13					
				Fin:	1:52.37	(48)				4.23			Avg.:	98.35	
49	54	FLECKENSTEIN Stefanie	CAN	Int1:	20.64	(51)	I1-I2:	12.13	(45)	0.80	123.96	Sp1:	123.92	(34)	
				Int2:	32.77	(51)	I2-I3:	21.89	(47)	1.32		Sp2:	125.68	(42)	
				Int3:	54.66	(49)	I3-I4:	26.47	(46)	2.43		Sp3:	103.08	(36)	
				Int4:	1:21.13	(48)	I4-I5:	17.95	(47)	3.65					
				Int5:	1:39.08	(50)	I5-Fin:	13.61	(22)	4.30					
				Fin:	1:52.69	(49)				4.55			Avg.:	98.07	
50	37	GAUTHIER Tiffany	FRA	Int1:	20.74	(53)	I1-I2:	12.35	(51)	0.90	133.60	Sp1:	123.55	(38)	
				Int2:	33.09	(52)	I2-I3:	21.89	(47)	1.64		Sp2:	126.28	(35)	
				Int3:	54.98	(51)	I3-I4:	26.29	(38)	2.75		Sp3:	103.29	(34)	
				Int4:	1:21.27	(49)	I4-I5:	17.63	(29)	3.79					
				Int5:	1:38.90	(48)	I5-Fin:	14.16	(52)	4.12					
				Fin:	1:53.06	(50)				4.92			Avg.:	97.75	
51	51	KRIZOVA Klara	CZE	Int1:	20.61	(49)	I1-I2:	12.05	(40)	0.77	143.69	Sp1:	123.23	(39)	
				Int2:	32.66	(47)	I2-I3:	21.92	(49)	1.21		Sp2:	125.26	(43)	
				Int3:	54.58	(48)	I3-I4:	26.90	(50)	2.35		Sp3:	99.06	(49)	
				Int4:	1:21.48	(50)	I4-I5:	18.07	(50)	4.00					
				Int5:	1:39.55	(53)	I5-Fin:	13.90	(45)	4.77					
				Fin:	1:53.45	(51)				5.31			Avg.:	97.42	
52	53	SMALL Greta	AUS	Int1:	20.72	(52)	I1-I2:	12.37	(52)	0.88	144.98	Sp1:	122.20	(46)	
				Int2:	33.09	(52)	I2-I3:	22.08	(51)	1.64		Sp2:	126.27	(36)	
				Int3:	55.17	(52)	I3-I4:	26.53	(47)	2.94		Sp3:	101.42	(44)	
				Int4:	1:21.70	(52)	I4-I5:	17.82	(44)	4.22					
				Int5:	1:39.52	(51)	I5-Fin:	13.98	(49)	4.74					
				Fin:	1:53.50	(52)				5.36			Avg.:	97.37	



PERFORMANCE ANALYSIS 1 TRAINING 3

Number of Competitors: 53

Rank	Bib	Name	Nation	Positions			Partials			Difference		Speed		
				Pos.	Time	Rank	Pos.	Time	Rank	Time	Dist(m)	Pos.	Km/h	Rank
53	57	TOMMY Mikaela	CAN	Int1:	20.58	(48)	I1-I2:	12.18	(48)	0.74		Sp1:	119.45	(53)
				Int2:	32.76	(50)	I2-I3:	22.08	(51)	1.31		Sp2:	125.19	(44)
				Int3:	54.84	(50)	I3-I4:	26.69	(48)	2.61		Sp3:	99.11	(48)
				Int4:	1:21.53	(51)	I4-I5:	17.99	(48)	4.05				
				Int5:	1:39.52	(51)	I5-Fin:	14.21	(53)	4.74				
				Fin:	1:53.73	(53)				5.59	150.90	Avg.:	97.18	

LEGEND

Pos	Intermediate or Speed Position	Int1:	Intermediate 1	Int4:	Intermediate 4	Sp2:	Speed Trap 2
Avg.	Average Speed for the race	Int2:	Intermediate 2	Int5:	Intermediate 5	Sp3:	Speed Trap 3
Dist(m)	Distance behind the first	Int3:	Intermediate 3	Sp1:	Speed Trap 1	Fin:	Finish





AUDI FIS SKI WORLD CUP 2017/18

Lake Louise (CAN)



1st LADIES' DOWNHILL

THU 30 NOV 2017

PERFORMANCE ANALYSIS 2 TRAINING 3

Number of Competitors: 58


Bib	Name	Nation	Positions			Partials			Difference		Speed		
			Pos.	Time	Rank	Pos.	Time	Rank	Time	Dist(m)	Pos.	Km/h	Rank
1	GOGGIA Sofia	ITA	Int1:	20.33	(46)	I1-I2:	11.94	(33)	0.65		Sp1:	120.83	(56)
			Int2:	32.27	(40)	I2-I3:	20.96	(12)	0.94		Sp2:	127.17	(31)
			Int3:	53.23	(29)	I3-I4:	25.67	(9)	1.18		Sp3:	104.84	(22)
			Int4:	1:18.90	(20)	I4-I5:	17.42	(17)	1.42				
			Int5:	1:36.32	(18)	I5-Fin:	13.84	(40)	1.54				
			Fin:	1:50.16	(22)				2.02	56.29	Avg.:	100.33	
2	SCHMIDHOFER Nicole	AUT	Int1:	20.29	(42)	I1-I2:	12.10	(46)	0.61		Sp1:	122.26	(49)
			Int2:	32.39	(44)	I2-I3:	20.77	(7)	1.06		Sp2:	129.59	(8)
			Int3:	53.16	(27)	I3-I4:	25.36	(5)	1.11		Sp3:	104.89	(20)
			Int4:	1:18.52	(10)	I4-I5:	17.39	(14)	1.04				
			Int5:	1:35.91	(11)	I5-Fin:	13.79	(33)	1.13				
			Fin:	1:49.70	(12)				1.56	43.66	Avg.:	100.75	
3	VONN Lindsey	USA	Int1:	20.15	(32)	I1-I2:	11.65	(4)	0.47		Sp1:	126.61	(3)
			Int2:	31.80	(16)	I2-I3:	20.43	(1)	0.47		Sp2:	129.15	(12)
			Int3:	52.23	(2)	I3-I4:	25.25	(2)	0.18		Sp3:	105.01	(18)
			Int4:	1:17.48	(1)	I4-I5:	17.30	(5)	0.00				
			Int5:	1:34.78	(1)	I5-Fin:	13.51	(15)	0.00				
			Fin:	1:48.29	(2)				0.15	4.25	Avg.:	102.06	
4	SHIFFRIN Mikaela	USA	Int1:	20.25	(40)	I1-I2:	11.70	(7)	0.57		Sp1:	125.17	(20)
			Int2:	31.95	(25)	I2-I3:	20.75	(6)	0.62		Sp2:	128.36	(21)
			Int3:	52.70	(9)	I3-I4:	25.87	(16)	0.65		Sp3:	104.99	(19)
			Int4:	1:18.57	(13)	I4-I5:	17.37	(12)	1.09				
			Int5:	1:35.94	(12)	I5-Fin:	13.76	(31)	1.16				
			Fin:	1:49.70	(12)				1.56	43.66	Avg.:	100.75	
5	ROSS Laurenne	USA	Int1:	20.25	(40)	I1-I2:	11.97	(35)	0.57		Sp1:	121.68	(54)
			Int2:	32.22	(37)	I2-I3:	21.62	(44)	0.89		Sp2:	126.59	(36)
			Int3:	53.84	(41)	I3-I4:	26.22	(37)	1.79		Sp3:	100.70	(48)
			Int4:	1:20.06	(44)	I4-I5:	18.09	(53)	2.58				
			Int5:	1:38.15	(46)	I5-Fin:	13.91	(46)	3.37				
			Fin:	1:52.06	(45)				3.92	107.39	Avg.:	98.63	
6	MIKLOS Edit	HUN	Int1:	20.09	(26)	I1-I2:	11.90	(31)	0.41		Sp1:	124.07	(32)
			Int2:	31.99	(29)	I2-I3:			0.66		Sp2:	126.09	(41)
			Int3:			I3-I4:			2.30		Sp3:	97.22	(54)
			Int4:	1:19.78	(39)	I4-I5:	17.77	(42)	2.77				
			Int5:	1:37.55	(40)	I5-Fin:	13.82	(38)	3.23				
			Fin:	1:51.37	(39)				3.23	89.04	Avg.:	99.24	
7	VENIER Stephanie	AUT	Int1:	19.98	(14)	I1-I2:	11.86	(26)	0.30		Sp1:	126.45	(4)
			Int2:	31.84	(19)	I2-I3:	21.22	(27)	0.51		Sp2:	127.45	(30)
			Int3:	53.06	(24)	I3-I4:	26.09	(33)	1.01		Sp3:	104.58	(26)
			Int4:	1:19.15	(24)	I4-I5:	17.73	(41)	1.67				
			Int5:	1:36.88	(29)	I5-Fin:	13.44	(9)	2.10				
			Fin:	1:50.32	(26)				2.18	60.67	Avg.:	100.18	



PERFORMANCE ANALYSIS 2 TRAINING 3

Number of Competitors: 58

Bib	Name	Nation	Positions			Partials			Difference		Speed			
			Pos.	Time	Rank	Pos.	Time	Rank	Time	Dist(m)	Pos.	Km/h	Rank	
8	SIEBENHOFER Ramona	AUT	Int1:	20.10	(27)	I1-I2:	11.77	(15)	0.42	40.07	Avg.: 100.87	Sp1:	124.47	(26)
			Int2:	31.87	(21)		I2-I3:	20.78	(8)			0.54	Sp2:	128.74
			Int3:	52.65	(8)	I3-I4:	25.89	(17)	0.60			Sp3:	104.88	(21)
			Int4:	1:18.54	(11)	I4-I5:	17.44	(20)	1.06					
			Int5:	1:35.98	(13)	I5-Fin:	13.59	(18)	1.20					
			Fin:	1:49.57	(10)			1.43						
			9	WEIRATHER Tina	LIE	Int1:	19.98	(14)	I1-I2:			11.76	(13)	0.30
Int2:	31.74	(11)				I2-I3:	20.70	(3)		0.41	Sp2:	130.30	(3)	
Int3:	52.44	(6)				I3-I4:	25.26	(3)	0.39	Sp3:	103.94	(31)		
Int4:	1:17.70	(2)				I4-I5:	17.39	(14)	0.22					
Int5:	1:35.09	(3)				I5-Fin:	13.59	(18)	0.31					
Fin:	1:48.68	(3)						0.54						
10	COOK Stacey	USA				Int1:	19.93	(8)	I1-I2:	11.87	(27)	0.25	40.34	Avg.: 100.86
			Int2:	31.80	(16)	I2-I3:	21.05	(18)		0.47	Sp2:	127.78		
			Int3:	52.85	(13)	I3-I4:	25.89	(17)	0.80	Sp3:	104.75	(25)		
			Int4:	1:18.74	(16)	I4-I5:	17.44	(20)	1.26					
			Int5:	1:36.18	(15)	I5-Fin:	13.40	(5)	1.40					
			Fin:	1:49.58	(11)			1.44						
			11	GUT Lara	SUI	Int1:	19.98	(14)	I1-I2:	11.77	(15)	0.30		
Int2:	31.75	(13)				I2-I3:	20.86	(10)		0.42	Sp2:	126.00	(43)	
Int3:	52.61	(7)				I3-I4:	25.81	(14)	0.56	Sp3:	104.35	(28)		
Int4:	1:18.42	(9)				I4-I5:	17.46	(23)	0.94					
Int5:	1:35.88	(9)				I5-Fin:	13.84	(40)	1.10					
Fin:	1:49.72	(15)						1.58						
12	WILES Jacqueline	USA				Int1:	19.95	(12)	I1-I2:	11.87	(27)	0.27	38.41	Avg.: 100.92
			Int2:	31.82	(18)	I2-I3:	21.04	(16)		0.49	Sp2:	129.08		
			Int3:	52.86	(14)	I3-I4:	25.82	(15)	0.81	Sp3:	106.45	(6)		
			Int4:	1:18.68	(14)	I4-I5:	17.51	(24)	1.20					
			Int5:	1:36.19	(17)	I5-Fin:	13.32	(2)	1.41					
			Fin:	1:49.51	(7)			1.37						
			13	REBENBURG Viktoria	GER	Int1:	19.92	(6)	I1-I2:	11.74	(11)	0.24		
Int2:	31.66	(5)				I2-I3:	20.72	(4)		0.33	Sp2:	126.66	(34)	
Int3:	52.38	(5)				I3-I4:	26.42	(47)	0.33	Sp3:	105.51	(14)		
Int4:	1:18.80	(18)				I4-I5:	17.52	(27)	1.32					
Int5:	1:36.32	(18)				I5-Fin:	13.97	(48)	1.54					
Fin:	1:50.29	(24)						2.15						
14	FANCHINI Elena	ITA				Int1:	19.84	(2)	I1-I2:	11.64	(3)	0.16	32.30	Avg.: 101.13
			Int2:	31.48	(3)	I2-I3:	20.84	(9)		0.15	Sp2:	129.14		
			Int3:	52.32	(4)	I3-I4:	25.96	(25)	0.27	Sp3:	103.89	(32)		
			Int4:	1:18.28	(5)	I4-I5:	17.41	(16)	0.80					
			Int5:	1:35.69	(8)	I5-Fin:	13.60	(21)	0.91					
			Fin:	1:49.29	(6)			1.15						
			15	HUETTER Cornelia	AUT	Int1:	19.92	(6)	I1-I2:	11.83	(21)	0.24		
Int2:	31.75	(13)				I2-I3:	20.55	(2)		0.42	Sp2:	129.19	(11)	
Int3:	52.30	(3)				I3-I4:	26.06	(29)	0.25	Sp3:	109.49	(1)		
Int4:	1:18.36	(8)				I4-I5:	16.99	(1)	0.88					
Int5:	1:35.35	(5)				I5-Fin:	13.43	(7)	0.57					
Fin:	1:48.78	(4)						0.64						
16	SUTER Corinne	SUI				Int1:	19.99	(18)	I1-I2:	11.74	(11)	0.31	66.93	Avg.: 99.97
			Int2:	31.73	(10)	I2-I3:	21.40	(36)		0.40	Sp2:	127.64		
			Int3:	53.13	(26)	I3-I4:	26.21	(36)	1.08	Sp3:	101.99	(42)		
			Int4:	1:19.34	(31)	I4-I5:	17.56	(28)	1.86					
			Int5:	1:36.90	(31)	I5-Fin:	13.65	(25)	2.12					
			Fin:	1:50.55	(30)			2.41						



PERFORMANCE ANALYSIS 2 TRAINING 3

Number of Competitors: 58

Bib	Name	Nation	Positions			Partials			Difference		Speed		
			Pos.	Time	Rank	Pos.	Time	Rank	Time	Dist(m)	Pos.	Km/h	Rank
17	SCHNARF Johanna	ITA	Int1:	20.11	(28)	I1-I2:	11.82	(20)	0.43		Sp1:	124.52	(25)
			Int2:	31.93	(24)	I2-I3:	21.04	(16)	0.60		Sp2:	130.25	(4)
			Int3:	52.97	(19)	I3-I4:	25.95	(23)	0.92		Sp3:	99.31	(49)
			Int4:	1:18.92	(21)	I4-I5:	17.51	(24)	1.44				
			Int5:	1:36.43	(22)	I5-Fin:	13.68	(29)	1.65				
			Fin:	1:50.11	(19)				1.97	54.93	Avg.:	100.37	
18	FANCHINI Nadia	ITA	Int1:	20.33	(46)	I1-I2:	11.99	(37)	0.65		Sp1:	124.05	(33)
			Int2:	32.32	(43)	I2-I3:	20.95	(11)	0.99		Sp2:	127.49	(29)
			Int3:	53.27	(30)	I3-I4:	26.33	(43)	1.22		Sp3:	98.84	(52)
			Int4:	1:19.60	(36)	I4-I5:	17.44	(20)	2.12				
			Int5:	1:37.04	(34)	I5-Fin:	14.04	(50)	2.26				
			Fin:	1:51.08	(36)				2.94	81.25	Avg.:	99.50	
19	SCHEYER Christine	AUT	Int1:	20.05	(22)	I1-I2:	11.92	(32)	0.37		Sp1:	125.94	(9)
			Int2:	31.97	(27)	I2-I3:	21.06	(19)	0.64		Sp2:	128.39	(20)
			Int3:	53.03	(23)	I3-I4:	26.32	(42)	0.98		Sp3:	106.12	(8)
			Int4:	1:19.35	(32)	I4-I5:	17.37	(12)	1.87				
			Int5:	1:36.72	(25)	I5-Fin:	13.59	(18)	1.94				
			Fin:	1:50.31	(25)				2.17	60.39	Avg.:	100.19	
20	VEITH Anna	AUT	Int1:	20.16	(34)	I1-I2:	11.81	(17)	0.48		Sp1:	125.07	(21)
			Int2:	31.97	(27)	I2-I3:	21.00	(13)	0.64		Sp2:	123.94	(50)
			Int3:	52.97	(19)	I3-I4:	25.31	(4)	0.92		Sp3:	106.18	(7)
			Int4:	1:18.28	(5)	I4-I5:	17.62	(30)	0.80				
			Int5:	1:35.90	(10)	I5-Fin:	13.88	(43)	1.12				
			Fin:	1:49.78	(16)				1.64	45.86	Avg.:	100.67	
21	JOHNSON Breezy	USA	Int1:	19.94	(10)	I1-I2:	11.76	(13)	0.26		Sp1:	124.38	(29)
			Int2:	31.70	(8)	I2-I3:	21.26	(32)	0.37		Sp2:	129.89	(7)
			Int3:	52.96	(18)	I3-I4:	25.58	(6)	0.91		Sp3:	109.44	(2)
			Int4:	1:18.54	(11)	I4-I5:	17.04	(3)	1.06				
			Int5:	1:35.58	(6)	I5-Fin:	13.32	(2)	0.80				
			Fin:	1:48.90	(5)				0.76	21.43	Avg.:	101.49	
22	FLURY Jasmine	SUI	Int1:	19.98	(14)	I1-I2:	11.69	(6)	0.30		Sp1:	125.29	(19)
			Int2:	31.67	(7)	I2-I3:	21.25	(30)	0.34		Sp2:	126.14	(40)
			Int3:	52.92	(15)	I3-I4:	26.39	(46)	0.87		Sp3:	97.71	(53)
			Int4:	1:19.31	(28)	I4-I5:	17.80	(44)	1.83				
			Int5:	1:37.11	(36)	I5-Fin:	13.66	(26)	2.33				
			Fin:	1:50.77	(33)				2.63	72.89	Avg.:	99.77	
23	DELAGO Nicol	ITA	Int1:	20.01	(19)	I1-I2:	11.89	(30)	0.33		Sp1:	123.00	(42)
			Int2:	31.90	(22)	I2-I3:	21.28	(33)	0.57		Sp2:	126.83	(33)
			Int3:	53.18	(28)	I3-I4:	25.68	(10)	1.13		Sp3:	96.86	(55)
			Int4:	1:18.86	(19)	I4-I5:	17.72	(38)	1.38				
			Int5:	1:36.58	(23)	I5-Fin:	13.57	(17)	1.80				
			Fin:	1:50.15	(21)				2.01	56.02	Avg.:	100.34	
24	NUFER Priska	SUI	Int1:	20.20	(37)	I1-I2:	12.01	(38)	0.52		Sp1:	121.11	(55)
			Int2:	32.21	(36)	I2-I3:	21.10	(22)	0.88		Sp2:	124.59	(48)
			Int3:	53.31	(31)	I3-I4:	25.89	(17)	1.26		Sp3:	106.02	(11)
			Int4:	1:19.20	(25)	I4-I5:	17.78	(43)	1.72				
			Int5:	1:36.98	(32)	I5-Fin:	13.79	(33)	2.20				
			Fin:	1:50.77	(33)				2.63	72.89	Avg.:	99.77	
25	TIPPLER Tamara	AUT	Int1:	19.93	(8)	I1-I2:	11.81	(17)	0.25		Sp1:	124.71	(24)
			Int2:	31.74	(11)	I2-I3:	21.09	(21)	0.41		Sp2:	128.70	(17)
			Int3:	52.83	(12)	I3-I4:	25.92	(21)	0.78		Sp3:	104.49	(27)
			Int4:	1:18.75	(17)	I4-I5:	17.43	(19)	1.27				
			Int5:	1:36.18	(15)	I5-Fin:	13.81	(36)	1.40				
			Fin:	1:49.99	(18)				1.85	51.64	Avg.:	100.48	



PERFORMANCE ANALYSIS 2 TRAINING 3

Number of Competitors: 58

Bib	Name	Nation	Positions			Partials			Difference		Speed		
			Pos.	Time	Rank	Pos.	Time	Rank	Time	Dist(m)	Pos.	Km/h	Rank
26	MCKENNIS Alice	USA	Int1:	19.96	(13)	I1-I2:	11.58	(2)	0.28		Sp1:	125.35	(17)
			Int2:	31.54	(4)	I2-I3:	21.20	(25)	0.21		Sp2:	130.15	(6)
			Int3:	52.74	(11)	I3-I4:	25.58	(6)	0.69		Sp3:	107.01	(4)
			Int4:	1:18.32	(7)	I4-I5:	17.33	(7)	0.84				
			Int5:	1:35.65	(7)	I5-Fin:	13.88	(43)	0.87				
			Fin:	1:49.53	(9)				1.39	38.96	Avg.:	100.90	
27	GISIN Michelle	SUI	Int1:	20.30	(43)	I1-I2:	12.44	(55)	0.62		Sp1:	122.32	(47)
			Int2:	32.74	(52)	I2-I3:	21.40	(36)	1.41		Sp2:	127.52	(28)
			Int3:	54.14	(46)	I3-I4:	26.13	(34)	2.09		Sp3:	101.85	(43)
			Int4:	1:20.27	(45)	I4-I5:	17.58	(29)	2.79				
			Int5:	1:37.85	(43)	I5-Fin:	13.46	(10)	3.07				
			Fin:	1:51.31	(38)				3.17	87.43	Avg.:	99.29	
28	MOWINCKEL Ragnhild	NOR	Int1:	20.05	(22)	I1-I2:	11.94	(33)	0.37		Sp1:	125.48	(12)
			Int2:	31.99	(29)	I2-I3:	21.00	(13)	0.66		Sp2:	123.21	(52)
			Int3:	52.99	(21)	I3-I4:	25.73	(12)	0.94		Sp3:	102.41	(39)
			Int4:	1:18.72	(15)	I4-I5:	17.69	(35)	1.24				
			Int5:	1:36.41	(21)	I5-Fin:	13.46	(10)	1.63				
			Fin:	1:49.87	(17)				1.73	48.34	Avg.:	100.59	
29	LEDECKA Ester	CZE	Int1:	19.94	(10)	I1-I2:	11.72	(9)	0.26		Sp1:	125.38	(15)
			Int2:	31.66	(5)	I2-I3:	21.07	(20)	0.33		Sp2:	130.33	(2)
			Int3:	52.73	(10)	I3-I4:	25.13	(1)	0.68		Sp3:	106.87	(5)
			Int4:	1:17.86	(3)	I4-I5:	17.21	(4)	0.38				
			Int5:	1:35.07	(2)	I5-Fin:	13.07	(1)	0.29				
			Fin:	1:48.14	(1)				0.00	0.00	Avg.:	102.20	
30	STUFFER Verena	ITA	Int1:	19.91	(5)	I1-I2:	11.54	(1)	0.23		Sp1:	125.76	(10)
			Int2:	31.45	(2)	I2-I3:	21.57	(42)	0.12		Sp2:	128.57	(18)
			Int3:	53.02	(22)	I3-I4:	26.02	(28)	0.97		Sp3:	104.18	(29)
			Int4:	1:19.04	(22)	I4-I5:	17.31	(6)	1.56				
			Int5:	1:36.35	(20)	I5-Fin:	13.35	(4)	1.57				
			Fin:	1:49.70	(12)				1.56	43.66	Avg.:	100.75	
31	WORLEY Tessa	FRA	Int1:	20.44	(49)	I1-I2:	12.16	(48)	0.76		Sp1:	122.30	(48)
			Int2:	32.60	(49)	I2-I3:	21.79	(48)	1.27		Sp2:	126.09	(41)
			Int3:	54.39	(49)	I3-I4:	25.64	(8)	2.34		Sp3:	106.06	(9)
			Int4:	1:20.03	(42)	I4-I5:	17.70	(36)	2.55				
			Int5:	1:37.73	(42)	I5-Fin:	13.84	(40)	2.95				
			Fin:	1:51.57	(41)				3.43	94.38	Avg.:	99.06	
32	AGER Christina	AUT	Int1:	20.06	(24)	I1-I2:	11.85	(22)	0.38		Sp1:	127.09	(1)
			Int2:	31.91	(23)	I2-I3:	21.01	(15)	0.58		Sp2:	127.70	(25)
			Int3:	52.92	(15)	I3-I4:	26.19	(35)	0.87		Sp3:	105.95	(13)
			Int4:	1:19.11	(23)	I4-I5:	18.28	(54)	1.63				
			Int5:	1:37.39	(38)	I5-Fin:	13.41	(6)	2.61				
			Fin:	1:50.80	(35)				2.66	73.70	Avg.:	99.75	
33	WENIG Michaela	GER	Int1:	20.12	(29)	I1-I2:	11.72	(9)	0.44		Sp1:	125.97	(8)
			Int2:	31.84	(19)	I2-I3:	21.22	(27)	0.51		Sp2:	126.64	(35)
			Int3:	53.06	(24)	I3-I4:	26.25	(38)	1.01		Sp3:	103.87	(34)
			Int4:	1:19.31	(28)	I4-I5:	17.51	(24)	1.83				
			Int5:	1:36.82	(28)	I5-Fin:	13.43	(7)	2.04				
			Fin:	1:50.25	(23)				2.11	58.75	Avg.:	100.24	
34	MIRADOLI Romane	FRA	Int1:	20.17	(35)	I1-I2:	12.05	(41)	0.49		Sp1:	125.48	(12)
			Int2:	32.22	(37)	I2-I3:	21.17	(23)	0.89		Sp2:	128.97	(15)
			Int3:	53.39	(35)	I3-I4:	25.99	(26)	1.34		Sp3:	106.06	(9)
			Int4:	1:19.38	(33)	I4-I5:	17.36	(11)	1.90				
			Int5:	1:36.74	(26)	I5-Fin:	13.76	(31)	1.96				
			Fin:	1:50.50	(29)				2.36	65.57	Avg.:	100.02	



PERFORMANCE ANALYSIS 2 TRAINING 3

Number of Competitors: 58

Bib	Name	Nation	Positions			Partials			Difference		Speed		
			Pos.	Time	Rank	Pos.	Time	Rank	Time	Dist(m)	Pos.	Km/h	Rank
35	FEIERABEND Denise	SUI	Int1:	20.23	(38)	I1-I2:	11.85	(22)	0.55	63.39	Avg.:	122.11	(52)
			Int2:	32.08	(33)		I2-I3:	21.34	(34)			0.75	130.17
			Int3:	53.42	(37)	I3-I4:	25.99	(26)	1.37			101.72	(45)
			Int4:	1:19.41	(34)	I4-I5:	17.35	(9)	1.93				
			Int5:	1:36.76	(27)	I5-Fin:	13.66	(26)	1.98				
			Fin:	1:50.42	(27)				2.28				
36	DENGSCHERZ Dajana	AUT	Int1:	19.85	(3)	I1-I2:	12.58	(58)	0.17		Avg.:	122.44	(46)
			Int2:	32.43	(45)		I2-I3:	21.42	(38)			1.10	129.32
			Int3:	53.85	(42)	I3-I4:	25.77	(13)	1.80				
			Int4:	1:19.62	(37)	I4-I5:			2.14				
			Int5:			I5-Fin:							
			Fin:	DNF									
37	GAUTHIER Tiffany	FRA	Int1:	20.74	(57)	I1-I2:	12.35	(53)	1.06	133.60	Avg.:	123.55	(39)
			Int2:	33.09	(55)		I2-I3:	21.89	(50)			1.76	126.28
			Int3:	54.98	(54)	I3-I4:	26.29	(40)	2.93			103.29	(36)
			Int4:	1:21.27	(52)	I4-I5:	17.63	(31)	3.79				
			Int5:	1:38.90	(50)	I5-Fin:	14.16	(52)	4.12				
			Fin:	1:53.06	(50)				4.92				
38	MERRYWEATHER Alice	USA	Int1:	20.02	(20)	I1-I2:	12.16	(48)	0.34	110.83	Avg.:	124.75	(23)
			Int2:	32.18	(35)		I2-I3:	21.39	(35)			0.85	120.20
			Int3:	53.57	(39)	I3-I4:	27.15	(54)	1.52			100.92	(47)
			Int4:	1:20.72	(48)	I4-I5:	17.81	(45)	3.24				
			Int5:	1:38.53	(49)	I5-Fin:	13.66	(26)	3.75				
			Fin:	1:52.19	(47)				4.05				
39	PFISTER Meike	GER	Int1:	20.03	(21)	I1-I2:	12.04	(40)	0.35	95.18	Avg.:	121.74	(53)
			Int2:	32.07	(32)		I2-I3:	21.24	(29)			0.74	127.59
			Int3:	53.31	(31)	I3-I4:	26.31	(41)	1.26			103.66	(35)
			Int4:	1:19.62	(37)	I4-I5:	17.87	(48)	2.14				
			Int5:	1:37.49	(39)	I5-Fin:	14.11	(51)	2.71				
			Fin:	1:51.60	(42)				3.46				
40	HAEHLEN Joana	SUI	Int1:	19.87	(4)	I1-I2:	11.85	(22)	0.19	55.47	Avg.:	125.31	(18)
			Int2:	31.72	(9)		I2-I3:	21.21	(26)			0.39	129.44
			Int3:	52.93	(17)	I3-I4:	26.38	(45)	0.88			105.08	(17)
			Int4:	1:19.31	(28)	I4-I5:	17.34	(8)	1.83				
			Int5:	1:36.65	(24)	I5-Fin:	13.48	(14)	1.87				
			Fin:	1:50.13	(20)				1.99				
41	PIOT Jennifer	FRA	Int1:	20.18	(36)	I1-I2:	11.85	(22)	0.50	63.66	Avg.:	123.77	(37)
			Int2:	32.03	(31)		I2-I3:	21.49	(41)			0.70	123.76
			Int3:	53.52	(38)	I3-I4:	25.68	(10)	1.47			102.06	(41)
			Int4:	1:19.20	(25)	I4-I5:	17.68	(33)	1.72				
			Int5:	1:36.88	(29)	I5-Fin:	13.55	(16)	2.10				
			Fin:	1:50.43	(28)				2.29				
42	FERK Marusa	SLO	Int1:	20.40	(48)	I1-I2:	11.87	(27)	0.72	108.98	Avg.:	122.55	(44)
			Int2:	32.27	(40)		I2-I3:	22.00	(53)			0.94	125.99
			Int3:	54.27	(48)	I3-I4:	26.34	(44)	2.22			102.15	(40)
			Int4:	1:20.61	(47)	I4-I5:	17.72	(38)	3.13				
			Int5:	1:38.33	(48)	I5-Fin:	13.79	(33)	3.55				
			Fin:	1:52.12	(46)				3.98				
43	GRENIER Valerie	CAN	Int1:	20.07	(25)	I1-I2:	11.71	(8)	0.39	72.08	Avg.:	123.93	(34)
			Int2:	31.78	(15)		I2-I3:	21.58	(43)			0.45	127.15
			Int3:	53.36	(34)	I3-I4:	26.06	(29)	1.31			104.84	(22)
			Int4:	1:19.42	(35)	I4-I5:	17.64	(32)	1.94				
			Int5:	1:37.06	(35)	I5-Fin:	13.68	(29)	2.28				
			Fin:	1:50.74	(32)				2.60				



PERFORMANCE ANALYSIS 2 TRAINING 3

Number of Competitors: 58

Bib	Name	Nation	Positions			Partials			Difference		Speed		
			Pos.	Time	Rank	Pos.	Time	Rank	Time	Dist(m)	Pos.	Km/h	Rank
44	ORTLIEB Nina	AUT	Int1:	20.15	(32)	I1-I2:	12.07	(44)	0.47		Sp1:	123.73	(38)
			Int2:	32.22	(37)	I2-I3:	21.18	(24)	0.89		Sp2:	128.56	(19)
			Int3:	53.40	(36)	I3-I4:	25.89	(17)	1.35		Sp3:	103.23	(37)
			Int4:	1:19.29	(27)	I4-I5:	17.70	(36)	1.81				
			Int5:	1:36.99	(33)	I5-Fin:	13.63	(24)	2.21				
			Fin:	1:50.62	(31)				2.48	68.83	Avg.:	99.91	
45	WEIDLE Kira	GER	Int1:	20.12	(29)	I1-I2:	11.98	(36)	0.44		Sp1:	125.37	(16)
			Int2:	32.10	(34)	I2-I3:	21.25	(30)	0.77		Sp2:	131.65	(15)
			Int3:	53.35	(33)	I3-I4:			1.30		Sp3:	105.22	(15)
			Int4:			I4-I5:							
			Int5:	1:36.05	(14)	I5-Fin:	13.47	(13)	1.27				
			Fin:	1:49.52	(8)				1.38	38.68	Avg.:	100.91	
46	GAGNON Marie-Michele	CAN	Int1:	19.68	(1)	I1-I2:	11.65	(4)	0.00		Sp1:	126.75	(2)
			Int2:	31.33	(1)	I2-I3:	20.72	(4)	0.00		Sp2:	131.65	(1)
			Int3:	52.05	(1)	I3-I4:	26.07	(31)	0.00		Sp3:	107.10	(3)
			Int4:	1:18.12	(4)	I4-I5:	16.99	(1)	0.64				
			Int5:	1:35.11	(4)	I5-Fin:			0.33				
			Fin:	DNF							Avg.:		
47	SOSIO Federica	ITA	Int1:	20.62	(53)	I1-I2:	12.54	(57)	0.94		Sp1:	120.56	(57)
			Int2:	33.16	(57)	I2-I3:	22.58	(56)	1.83		Sp2:	123.95	(49)
			Int3:	55.74	(56)	I3-I4:	27.32	(55)	3.69		Sp3:		
			Int4:	1:23.06	(56)	I4-I5:			5.58				
			Int5:			I5-Fin:							
			Fin:	DNF							Avg.:		
48	HOFER Anna	ITA	Int1:	20.50	(50)	I1-I2:	12.01	(38)	0.82		Sp1:	122.20	(50)
			Int2:	32.51	(47)	I2-I3:	21.46	(39)	1.18		Sp2:	120.69	(55)
			Int3:	53.97	(43)	I3-I4:	26.08	(32)	1.92		Sp3:	101.76	(44)
			Int4:	1:20.05	(43)	I4-I5:	18.03	(51)	2.57				
			Int5:	1:38.08	(44)	I5-Fin:	13.82	(38)	3.30				
			Fin:	1:51.90	(44)				3.76	103.16	Avg.:	98.77	
49	COLETTI Alexandra	MON	Int1:	20.14	(31)	I1-I2:	11.81	(17)	0.46		Sp1:	126.08	(7)
			Int2:	31.95	(25)	I2-I3:	21.75	(46)	0.62		Sp2:	122.49	(53)
			Int3:	53.70	(40)	I3-I4:	26.25	(38)	1.65		Sp3:	103.88	(33)
			Int4:	1:19.95	(41)	I4-I5:	17.68	(33)	2.47				
			Int5:	1:37.63	(41)	I5-Fin:	13.91	(46)	2.85				
			Fin:	1:51.54	(40)				3.40	93.58	Avg.:	99.09	
50	LIE Kajsa Vickhoff	NOR	Int1:	20.30	(43)	I1-I2:	12.20	(51)	0.62		Sp1:	124.42	(28)
			Int2:	32.50	(46)	I2-I3:	21.47	(40)	1.17		Sp2:	126.49	(37)
			Int3:	53.97	(43)	I3-I4:	25.94	(22)	1.92		Sp3:	104.10	(30)
			Int4:	1:19.91	(40)	I4-I5:	17.42	(17)	2.43				
			Int5:	1:37.33	(37)	I5-Fin:	13.81	(36)	2.55				
			Fin:	1:51.14	(37)				3.00	82.87	Avg.:	99.44	
51	KRIZOVA Klara	CZE	Int1:	20.61	(52)	I1-I2:	12.05	(41)	0.93		Sp1:	123.23	(40)
			Int2:	32.66	(50)	I2-I3:	21.92	(52)	1.33		Sp2:	125.26	(46)
			Int3:	54.58	(51)	I3-I4:	26.90	(53)	2.53		Sp3:	99.06	(51)
			Int4:	1:21.48	(53)	I4-I5:	18.07	(52)	4.00				
			Int5:	1:39.55	(55)	I5-Fin:	13.90	(45)	4.77				
			Fin:	1:53.45	(51)				5.31	143.69	Avg.:	97.42	
52	GAUCHE Laura	FRA	Int1:	20.63	(54)	I1-I2:	12.09	(45)	0.95		Sp1:	122.55	(44)
			Int2:	32.72	(51)	I2-I3:	21.75	(46)	1.39		Sp2:	128.18	(22)
			Int3:	54.47	(50)	I3-I4:	25.95	(23)	2.42		Sp3:	104.81	(24)
			Int4:	1:20.42	(46)	I4-I5:	17.72	(38)	2.94				
			Int5:	1:38.14	(45)	I5-Fin:	13.61	(22)	3.36				
			Fin:	1:51.75	(43)				3.61	99.17	Avg.:	98.90	



PERFORMANCE ANALYSIS 2 TRAINING 3

Number of Competitors: 58

Bib	Name	Nation	Positions			Partials			Difference		Speed		
			Pos.	Time	Rank	Pos.	Time	Rank	Time	Dist(m)	Pos.	Km/h	Rank
53	SMALL Greta	AUS	Int1: 20.72 (56)			I1-I2: 12.37 (54)			1.04		Sp1: 122.20 (50)		
			Int2: 33.09 (55)			I2-I3: 22.08 (54)			1.76		Sp2: 126.27 (39)		
			Int3: 55.17 (55)			I3-I4: 26.53 (49)			3.12		Sp3: 101.42 (46)		
			Int4: 1:21.70 (55)			I4-I5: 17.82 (46)			4.22				
			Int5: 1:39.52 (53)			I5-Fin: 13.98 (49)			4.74				
			Fin: 1:53.50 (52)						5.36	144.98	Avg.: 97.37		
54	FLECKENSTEIN Stefanie	CAN	Int1: 20.64 (55)			I1-I2: 12.13 (47)			0.96		Sp1: 123.92 (35)		
			Int2: 32.77 (54)			I2-I3: 21.89 (50)			1.44		Sp2: 125.68 (45)		
			Int3: 54.66 (52)			I3-I4: 26.47 (48)			2.61		Sp3: 103.08 (38)		
			Int4: 1:21.13 (51)			I4-I5: 17.95 (49)			3.65				
			Int5: 1:39.08 (52)			I5-Fin: 13.61 (22)			4.30				
			Fin: 1:52.69 (49)						4.55	123.96	Avg.: 98.07		
55	REMME Roni	CAN	Int1: 20.32 (45)			I1-I2: 12.20 (51)			0.64		Sp1: 123.89 (36)		
			Int2: 32.52 (48)			I2-I3: 21.65 (45)			1.19		Sp2: 122.34 (54)		
			Int3: 54.17 (47)			I3-I4: 26.89 (52)			2.12		Sp3: 106.02 (11)		
			Int4: 1:21.06 (50)			I4-I5: 17.85 (47)			3.58				
			Int5: 1:38.91 (51)			I5-Fin: 13.46 (10)			4.13				
			Fin: 1:52.37 (48)						4.23	115.57	Avg.: 98.35		
56	WILLINGER Georgia	NZL	Int1: 20.83 (58)			I1-I2: 12.49 (56)			1.15		Sp1: 123.10 (41)		
			Int2: 33.32 (58)			I2-I3:			1.99		Sp2:		
			Int3:			I3-I4:					Sp3:		
			Int4:			I4-I5:							
			Int5:			I5-Fin:							
			Fin: DNF								Avg.:		
57	TOMMY Mikaela	CAN	Int1: 20.58 (51)			I1-I2: 12.18 (50)			0.90		Sp1: 119.45 (58)		
			Int2: 32.76 (53)			I2-I3: 22.08 (54)			1.43		Sp2: 125.19 (47)		
			Int3: 54.84 (53)			I3-I4: 26.69 (50)			2.79		Sp3: 99.11 (50)		
			Int4: 1:21.53 (54)			I4-I5: 17.99 (50)			4.05				
			Int5: 1:39.52 (53)			I5-Fin: 14.21 (53)			4.74				
			Fin: 1:53.73 (53)						5.59	150.90	Avg.: 97.18		
58	POPOVIC Leona	CRO	Int1: 20.24 (39)			I1-I2: 12.06 (43)			0.56		Sp1: 122.98 (43)		
			Int2: 32.30 (42)			I2-I3: 21.81 (49)			0.97		Sp2: 128.01 (23)		
			Int3: 54.11 (45)			I3-I4: 26.77 (51)			2.06		Sp3: 105.17 (16)		
			Int4: 1:20.88 (49)			I4-I5: 17.35 (9)			3.40				
			Int5: 1:38.23 (47)			I5-Fin:			3.45				
			Fin: DNF								Avg.:		

LEGEND					
Pos	Intermediate or Speed Position	Int2:	Intermediate 2	Int5:	Intermediate 5
Avg.	Average Speed for the race	Int3:	Intermediate 3	DNF	Did Not Finish
Dist(m)	Distance behind the first	Int4:	Intermediate 4	Sp1:	Speed Trap 1
Int1:	Intermediate 1			Sp2:	Speed Trap 2
				Sp3:	Speed Trap 3
				Fin:	Finish

